DAIKIN

General catalogue 2022

Daikin world

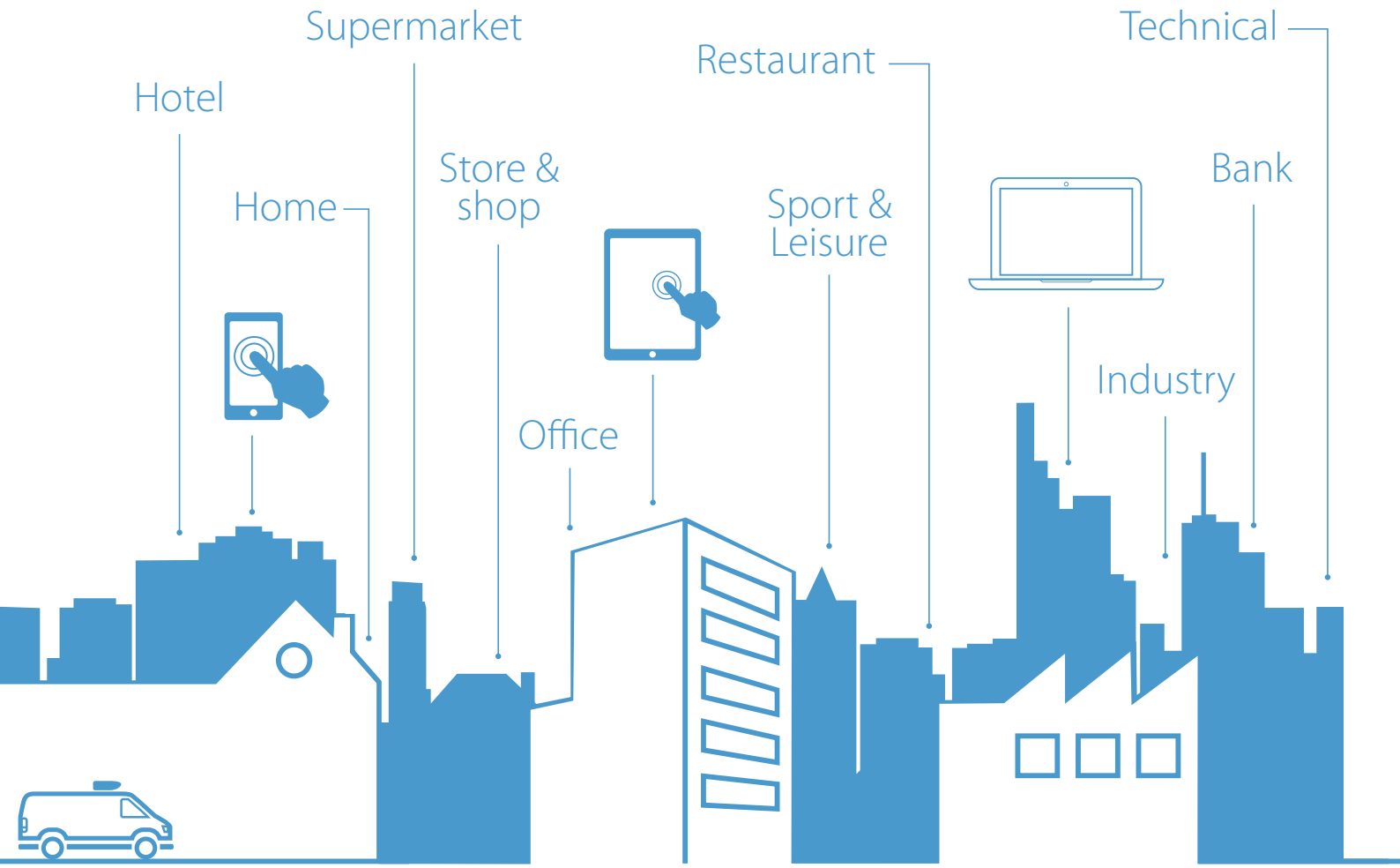

Daikin Europe N.V. is a leading manufacturer and supplier of heating, ventilation, air conditioning, refrigeration and control systems for the residential, commercial and industrial markets.

With more than 95 years of experience in air conditioning and climate control solutions, we know what it takes to create the perfect climate.

Our high-quality products are built to deliver maximum comfort, energy efficiency and reliability. Each unit also includes smart control, which means you have access to control your unit at any time, from anywhere and from any device.

We also offer a reliable network of technical and on-site support services through our online portal. Through web applications and tools, we help you monitor and manage your system to keep it running seamlessly.

As an innovation leader, we guarantee our products and services can help you achieve your perfect climate.

For more information, visit daikin.eu
or visit our Business Portal: my.daikin.eu

Building a sustainable legacy together

Air surrounds us all the time, and in fact our very existence depends on it. At Daikin, the future of the world's indoor air is our greatest concern.

Daikin envisions a world with healthier indoor air while reducing our environmental impact. Driven by a dedication to achieve net zero CO_2 emissions by 2050, we provide **safe, healthy and comfortable spaces** throughout the building life cycle using **world-leading technology**.

Building on our **long-term partnerships**, let's build together now to achieve our goals, protecting the health and wellbeing of every individual.

Supporting in decarbonization

We must act now to ensure we create a long-lasting legacy. As a company that values sustainability, we want to help to **decarbonize** buildings and create a **healthy** environment for generations to come.

Taking on the sustainable transformation, our solutions reduce the CO_2 footprint of buildings, whether they are new builds or renovations:

- Reducing CO_2 equivalents through **lower GWP refrigerants** such as R-32
- Maximizing sustainability over the entire life cycle, thanks to market-leading **real life seasonal efficiencies**
- Ensuring systems run efficiently 24/7 through **smart controls**
- **Safeguarding natural resources** - by reusing existing refrigerant through **L∞P by Daikin**, turning waste into an asset

Building for the future

As market leaders in total solutions, we are constantly innovating to offer you a **comfortable, healthy and safe** environment, meeting your needs. Reliability, support and precision are characteristics of our future-proof products and services. We offer:

- A **wide range** of next-generation heat pumps to meet complex demands, including **easy upgrading**
- Expert **indoor air quality solutions** through our ventilation and filtration systems to eliminate pollutants and balance humidity levels

A journey we take together

Together we take on the sustainability journey. We provide expert **support** throughout the building life cycle and give **peace of mind** by ensuring what we do is **future-proof** and is helping to build a better future.

- Our team of **experts**, go beyond product support. Together we reach your green objectives.
- We are there for you, **all the time**: via our local customer support teams and e-commerce solutions.
- We're in it for the **long term**. We deliver what we commit to providing clear and trustworthy data.

ABOUT DAIKIN
FOR THE AIR WE LIVE IN

Air is essential to our existence, and our role in protecting it continues to expand.

Since our founding in 1924, in Japan and in 1973 in Europe, we have devoted ourselves with unbridled passion to overcoming the ever-evolving challenges of air to become the leading manufacturer of air conditioning equipment.

For forward-thinking consumers and businesses, Daikin is the sustainable climate solutions partner from A to Z which ensures our customers' comfort with peace of mind because Daikin has always been a reliable forerunner in innovation.

That has been, and will always be, the Daikin promise.

Table of content

General Catalogue 2022

Introduction — INTRODUCTION

Residential indoor air quality — RESIDENTIAL INDOOR AIR QUALITY

Heating — HEATING

Split — SPLIT

Sky Air & Rooftops — SKY AIR

VRV — VRV

Commercial ventilation & air purification — COMMERCIAL VENTILATION & AIR PURIFICATION

Marine types — MARINE TYPES

Chillers — CHILLERS

Fan coil units — FAN COIL UNITS

Air Handling Units — AIR HANDLING UNITS

Commercial & Transport Refrigeration — COMMERCIAL & TRANSPORT REFRIGERATION

Control Systems — CONTROL SYSTEMS

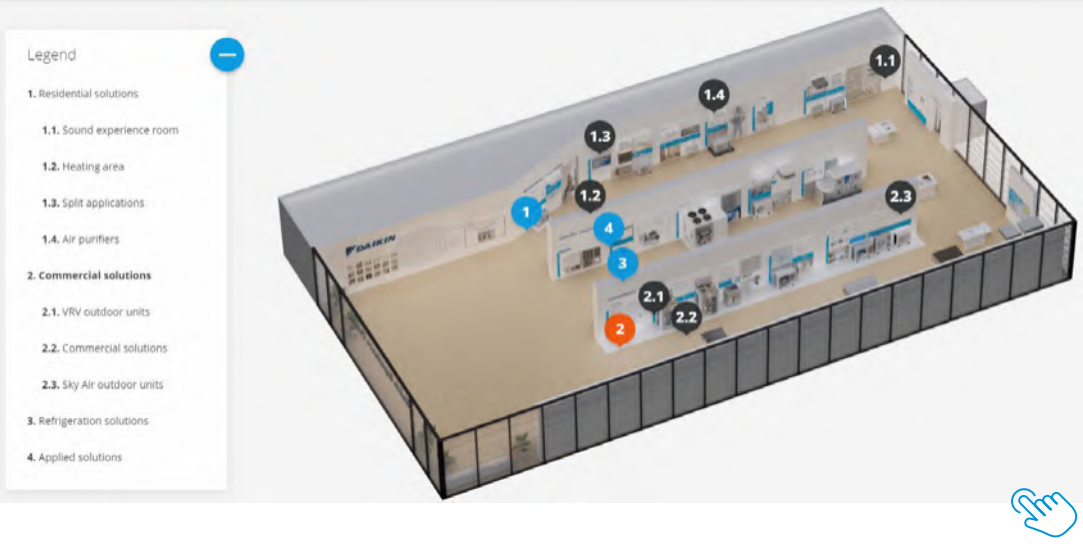

For latest data, please consult my.daikin.eu or check our Virtual Daikin Experience Center via virtual-experience-center.daikin.eu/

my.daikin.eu

virtual-experience-center.daikin.eu

What's new in 2022

Humidifying twin streamer technology air purifier

p. 26 NEW MCK70YV/YB

- Humidification and air purification in one for large spaces such as residential and light commercial applications (applicable room area: 96m²)
- Pure air thanks to Daikin 'Catch and Clean' approach in decomposing harmful substances
- Twice the decomposition power for dust particles & odors due to Twin Streamer
- High performance electrostatic HEPA filter with no need to change for 10 years
- Whisper quiet (down to 18 dB(A))

DucoBox Energy Comfort/Premium

p. 29 NEW

- Centralized Heat Recovery Ventilation (CHRV)
- One-stop-shop for your end-to-end ventilation solution
- Automatic calibration
- Smart demand control
- One of the quietest systems
- High energy conversion efficiency

Daikin Altherma 3 R

ERLA11-16DV3/W1

p. 76 NEW

- Low temperature air-to-water heat pump
- WLAN cartridge or module (optional)
- Combinable with floor standing, ECH2O and wall mounted units
- Operation range down to -25°C
- Delivers 60°C LWT at -7°C outside temperature

Daikin Altherma 3 H MT

EPRA08-12EV3/W1

p. 128 NEW

- W-LAN cartridge connection (optional)
- Possible to combine with domestic hot water tanks
- Heating and cooling air-to-water heat pump
- Monobloc all-in-one concept including all hydraulic parts
- Available with Built-in 3 kW electric back-up heater for additional heating or with a separate back-up heater kit
- Delivers 65°C LWT at -15°C outside temperature, by heat pump only

Daikin Altherma 3 M

EBLA/EDLA09-16D(3)V3/(3)W1

p. 114 NEW

- Easy to service: all parts are accessible by only removing the front panel
- Very compact unit and flexible in use: possible to install in nearly all room conditions (inside the house as well as outside) thanks to freeze protection for water piping



Daikin Emura

Design that speaks for itself

FTXJ-AB/AS/AW

p. 290 NEW

- Available in white, silver and black
- Simplified remote control with focus on most important functions
- New design grill outdoor unit, both for pair and multi

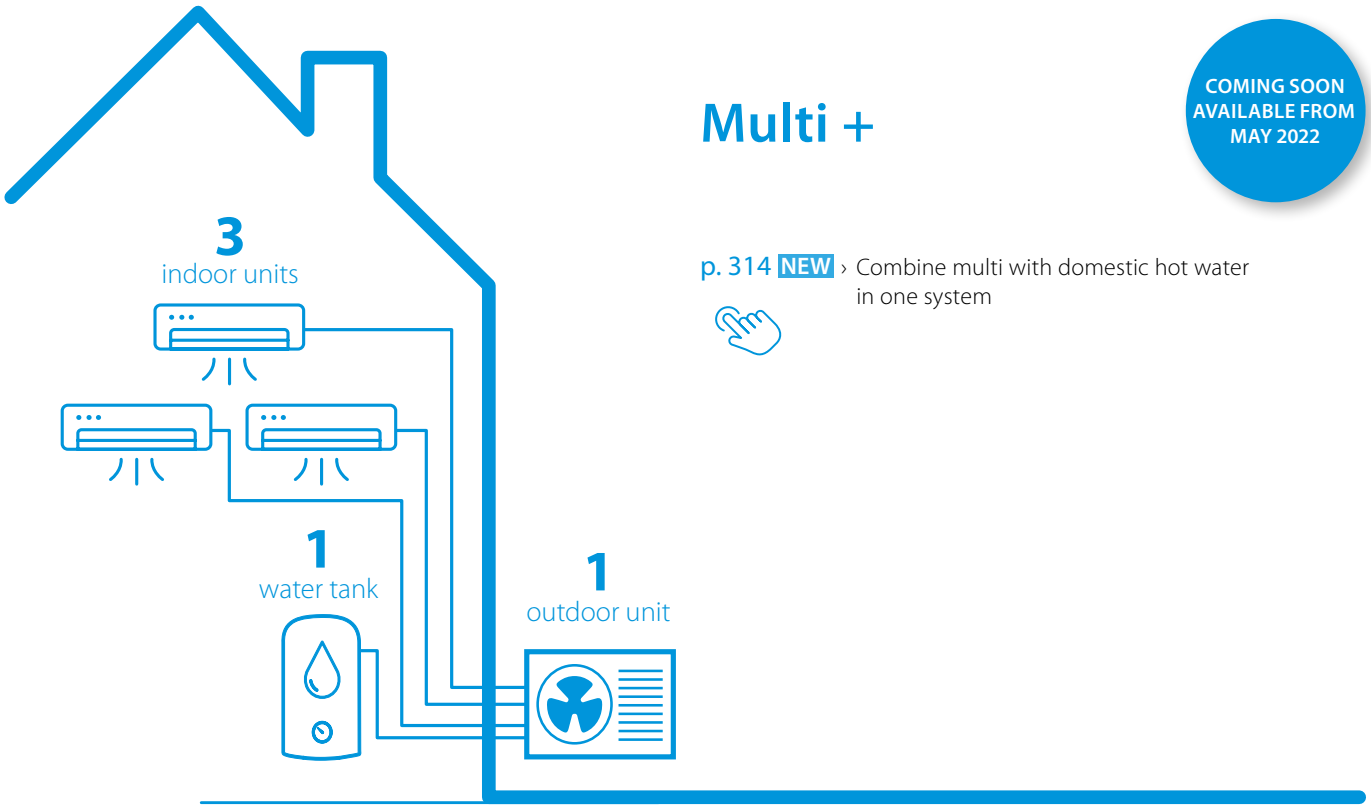

Multi +

COMING SOON
AVAILABLE FROM
MAY 2022

p. 314 NEW

- Combine multi with domestic hot water in one system

Sensira

FTXQ-A

p. 304 NEW
- Flat, stylish front panel blends easily within any interior décor and is easier to clean
- Seasonal efficiency values up to A++ in cooling
- Onecta app (optional): control your indoor from any location with an app, via your local network or internet.

Optimised heating

p. 326 NEW
- Stylish unit now available in black
- New Perfera outlook
- Updated Comfora with standard WLAN adapter
- Guaranteed capacity down to -25°C

FTXTA-BB

FTXTM-R

FTXTP-M

VRV 5 SHÎRUDO TECHNOLOGY

BLUEVOLUTION

VRV 5 heat recovery

REYA-A

p. 462 NEW The sustainability champion

- Top sustainability over the entire lifecycle thanks to
  - lower GWP R-32 refrigerant
  - market-leading real life seasonal efficiency
  - high efficient 3-pipe heat recovery
- Maximum design flexibility allowing installation in rooms down to 10 m² without any additional measures, thanks to Shîrudo technology
- Market-leading portfolio:
  - wide range of dedicated R-32 indoor units
  - integration of ventilation units

Extension of VRV 5 indoor units

FXMA-A, FXHA-A, FXUA-A

p. 470 NEW Most complete range of specially designed indoor units for R-32 refrigerant

- Extension with
  - FXMA-A, high ESP and large capacity concealed ceiling unit
  - FXHA-A, ceiling suspended unit, including new 50 class model
  - FXUA-A, unique 4-way blow ceiling suspended unit, including new 50 class model
  - EKVDX-A, DX coil for post treatment of fresh air
- Widest range of dedicated R-32 indoor units on the market

FXFA-A

FXZA-A

FXDA-A

FXSA-A

FXAA-A

VRV 5

DAIKIN

Indoor unit control via Onecta app

EKVDX-A

FXMA-A

FXHA-A

FXUA-A

DX coil for post treatment of fresh air

EKVDX-A

p. 556 NEW Post heating or cooling of fresh air to lower the load on the air conditioning system

- Creates a high quality indoor environment by pre conditioning of incoming fresh air
- Maximum installation flexibility thanks to separate DX coil
- Fresh air flows from 500 up to 2,000 m^3/h
- High ESP up to 150 Pa
- Can be integrated in both R-32/R-410A VRV systems
- Replaces VKM-GB range, delivering increased capacity range and reduced sound levels

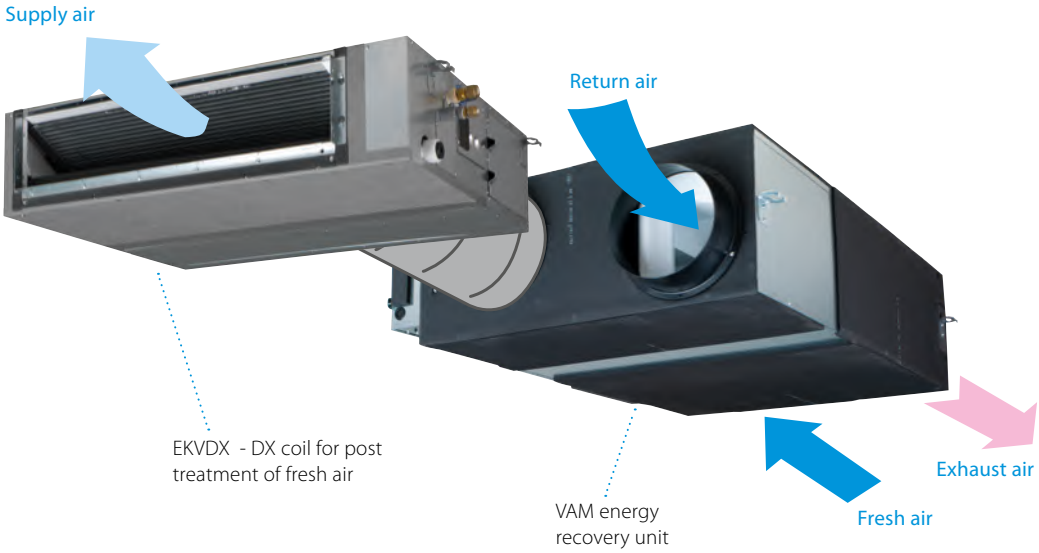

Astropure 2000 - Air Purifier for Commercial Applications

BR00000554, BR00000676, BR00000678

p. 566 NEW Plug & play, mobile recirculation unit with high efficiency filtration – for better indoor air quality in commercial spaces

- For areas where additional, extra high, filtration performance is needed.
- Airflow rate up to 2,000 m^3/h
- HEPA H14 filter in accordance with EN1822
- Optional UV germicidal irradiation (UVGI)
- Insulated double-wall construction provides whisper-quiet operation down to 35 dB(A)
- Easy installation, operation, and maintenance in a totally self-contained system
- For commercial areas up to 200m^2

COMING SOON
AVAILABLE FROM
MAY 2022

DWDC Vintage C range

NEW Daikin extends duty capacity on centrifugal chiller range with low GWP refrigerant with the new DWDC C Series

SAS - SAR Seasoning Units (Zanotti)

p. 768 NEW Mono-Block and Bi-Block units for Meat Drying & Seasoning, and Cheese Seasoning

HCI - Condensing unit with inverter driven compressor (Zanotti)

p. 779 NEW Condensing unit with inverter driven compressor / Evaporating working temperatures from -15°C to -40°C.

HCU - CO_2 Condensing Units (Hubbard)

p. 787 NEW Condensing units with CO_2 refrigerant

CO_2 Round Flow Cassette

FXFN-A

p. 812 NEW Indoor unit compatible with CO_2 Conveni-Pack / 360° air discharge for optimum efficiency and comfort

Expansion Valve Box

BEV2N-A

p. 813 NEW To control the amount of refrigerant released into the evaporator of the CO_2 Cassette

Concealed Ceiling unit with medium ESP for CO_2 Conveni-Pack

FXSN-A2

p. 814 NEW Concealed ceiling unit with medium ESP for CO_2 Conveni-Pack



Tools and platforms

We're here to help you!

Literature

See all the literature available (catalogues, flyers, solution guides, product profiles, product portfolios, reference book ...)
› for you
› for your customers

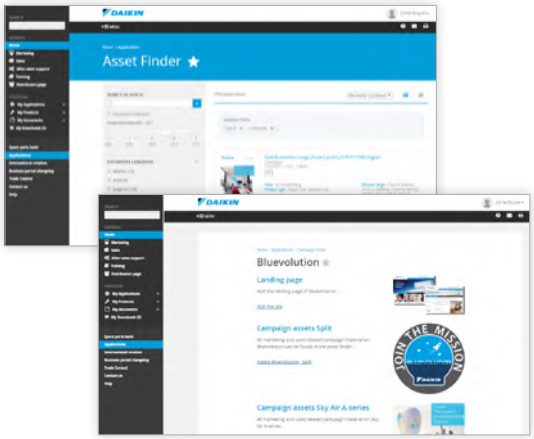

my.daikin.eu

Sales supporting apps

We offer a variety of building modelling, selection, simulation and quotation software tools to support your sales.

An overview of all tools available can be found here

my.daikin.eu/denv/en_US/home/applications/select software finder

Webinar platform

Online seminars are a new way of sharing information with you. As this is not restricted in time or place, it is convenient for you to watch it whenever you want.

Check out our webinars now!

Online support

Business portal

- Experience our Business Portal that thinks with you at my.daikin.eu
- Find information in seconds via a powerful search
- Customise the options so you see only info relevant for you
- Access via mobile device or desktop

my.daikin.eu

Internet

Find our solution for different applications:

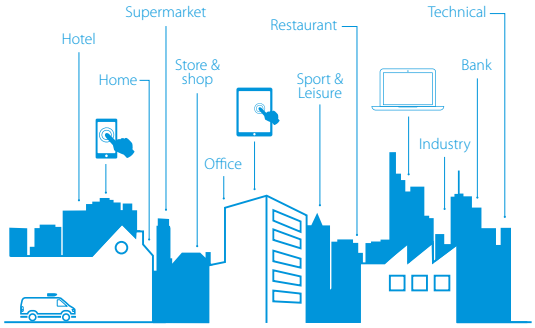

www.daikin.eu

- **As Customer:**
  Experience your perfect climate with Daikin.

- **As Installer:**
  Build your business with Daikin.

- **As Architect & Consultant:**
  Create the perfect climate with Daikin.

Why

Indoor Air Quality?

- Indoor Air Quality (IAQ) is a measure of the air quality indoors, as breathed in by the building's occupants.
- New residential buildings, schools, offices or light commercial buildings often neglect indoor air quality.
- Because of pollutants, such as pollen, bacteria and others, the indoor air quality can be 2 to 5 times worse than outdoors.
- Since 90% of our lives is spent indoors, it is crucial to invest in good air quality.

5 components for ensuring good Indoor Air Quality

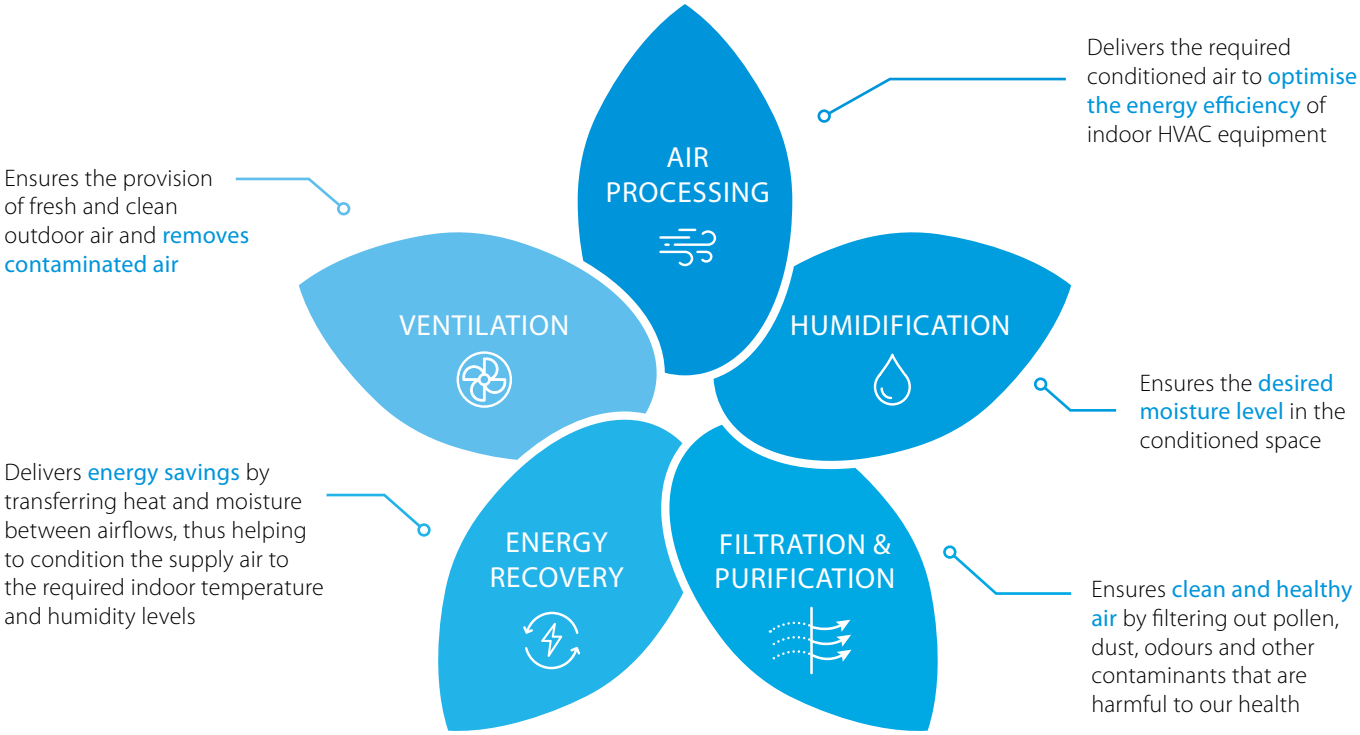

Ventilation

Ventilation systems ensure **optimal climate conditions** by providing a **fresh, healthy and comfortable** environment for buildings of all sizes and applications. When a room is enclosed, air cannot easily enter or leave, allowing airborne pollutants to remain and accumulate within the space. This concentration could have an impact on the health of the room's occupants. **Ventilation is essential for diluting and removing these pollutants.**

A **well-maintained ventilation system** and **adequate air-exchange rate** have been demonstrated to be an effective solution to **protect people** from contaminants, including viruses.

Filtration & air purification

Virus particles can piggyback on larger dust particles or droplets and travel through a building. Infectious diseases can be controlled by interrupting the transmission routes used by a pathogen. Using **high efficiency air filters** in air conditioning and ventilation systems can help to **capture the majority of airborne particles, thus reducing the concentration of bacteria and viruses in the air**, and therefore reducing the risk of airborne transmission.

Indoor air quality

for residential and light commercial applications

Residential & light commercial air purification 18

MCK55W 22

MC55W/VB 24

MCK70YV/YB 26

Residential ventilation 28

Introduction 28

Why DUCO 29

Only at Daikin 29

DucoBox Energy Comfort 30

First choice for project construction 31

Total ventilation package 32

Technical specifications 33

Dimensions 35

DucoBox Energy Premium 36

DucoBox Energy Premium in the spotlight 36

2-zone ventilation system 38

Technical specifications 39

Dimensions 41

DucoFlex 42

Complete air duct system for Centralized HRV ventilation 42

Material list 44

Breathe healthy and humidified air with Daikin Air Purifiers

Pure air purification: MC55W/VB
Pure air and humidification in one: MCK55W

Proven effectiveness against respiratory viruses (among others human coronavirus HCoV-229E) evaluated by Institut Pasteur de Lille*

99.98%

of **coronavirus** removed in **2.5 minutes***.

According to tests performed in the laboratories of the Institut Pasteur de Lille, Daikin's air purifiers remove more than **99.98%** the human coronavirus HCoV-229E in **2.5 minutes***. This virus is of the same family as SARS-CoV-2, the coronavirus behind the COVID-19 pandemic.

Tested by Institut Pasteur de Lille

The units have also been evaluated as 99.93% effective against the H1N1 virus in 2.5 minutes*. H1N1 is the virus causing common flu. This means Daikin's air purifiers are an additional measure in the fight against respiratory diseases. Our compact plug-and-play purifiers, whose effectiveness is achieved through a combination of the high performance electrostatic HEPA filter, which traps the virus, followed by an intense exposure to Daikin's patented Flash Streamer technology, which removes the virus, can strongly contribute to reducing the risk of respiratory virus transmission.

*Daikin device MCK55WVM (commercial name MCK55W), tested by Institut Pasteur de Lille, removes 99.996 % of Human Coronavirus HCoV-229E in 2.5 minutes running time at 'turbo' speed in laboratory conditions (air-tight chamber with inner volume 0.47 m^3, no air renewal). Human Coronavirus HCoV-229E is different from the virus responsible for COVID-19, SARS-CoV-2, but belongs to the same family of coronaviruses. | Daikin device MC55WVM (commercial names MC55W/VB), tested by Institut Pasteur de Lille, removes 99.98 % of Human Coronavirus HCoV-229E in 2.5 minutes running time at 'turbo' speed in laboratory conditions (air-tight chamber with inner volume 1.4 m^3, no air renewal). Human Coronavirus HCoV-229E is different from the virus responsible for COVID-19, SARS-CoV-2, but belongs to the same family of coronaviruses. | Daikin device MCK55WVM (commercial name MCK55W), tested by Institut Pasteur de Lille, removes 99.986 % of Influenza A virus subtype H1N1 in 2.5 minutes running time at 'turbo' speed in laboratory conditions (air-tight chamber with inner volume 0.47 m^3, no air renewal). | Daikin device MC55WVM (commercial names MC55W/VB), tested by Institut Pasteur de Lille, removes 99.93 % of Influenza A virus subtype H1N1 in 2.5 minutes running time at 'turbo' speed in laboratory conditions (air-tight chamber with inner volume 0.47 m^3, no air renewal)

Efficient against allergens as recognized by BAF (British Allergy Foundation)

The Allergy UK Seal of Approval reassures that the product is efficient at reducing small particulates which may include allergens, bacteria and viruses.

Daikin unique's **Catch & Clean** approach
3 steps to decompose harmful substances

1

Powerful suction

Takes in air over a wide area from 3 directions.

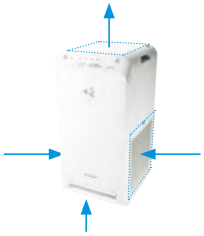

2

Effective capturing of pollutants

Efficiently catches dust and pollutants with an electrostatic HEPA filter.

3

Decomposition

Uses Daikin's Streamer technology to decompose, by oxidation, harmful substances caught on the filter.

STREAMER

No maintenance costs for at least **10 years**

No need to change the filters in the first 10 years after unit purchase, avoiding additional costs for regular filter changes.

One of the **most silent** air purifier range on the European market

Our air purifiers are whisper quiet during **quiet operation** (sound pressure level: 19 dBA), providing you pure air without noticing.

About the dust collection and deodorizing capacity of an air purifier:
- Not all harmful substances in cigarette smoke (carbon monoxide, etc.) can be removed.
- Not all odour components that emanate continuously (from building materials and pets, etc.) can be removed.

The Daikin air purifier is not a medical device and is not meant to be used as a substitute to any medical or pharmaceutical treatment.

HEPA filtration effect claims:
- Removes 99% of particles between 0.1µm and 2.5µm in size: test method: Japan Electrical Manufacturers' Association Standard JEM1467. Criterion: Remove 99% of fine particulate matters of 0.1 to 2.5µm in a closed space of 32m³ within 90 minutes. (Converted to a value in a test space of 32m³).

Deodorization/gas removal effect claims:
- Reduction of gases by oxidation: testing organization: Life Science Research Laboratory. Test method: After operating a gasoline engine for 10 minutes (when particulate concentration reached 60mg/m³), operated the air purifier for 80 minutes to absorb polluting particles emitted from the engine. Operated this air purifier for 24 hours in a closed space of 200L and measured the effect to decompose gases. Test result: Compared with a test without Streamer irradiation, gas components were reduced by 63% in 9 hours. Test number: LSRL-83023-702. Test unit: Tested with MCK70N (Japanese model).
- Adsorption and decomposition of odours: placed the air purifier and an odour component, acetaldehyde, in a box of 21 m³ and operated the air purifier. Examined increase of concentration of product (CO_2) generated by decomposition of acetaldehyde by Streamer (evaluation by Daikin). Test unit: Tested with MCK55S (Japanese model), a model equivalent to MCK55W series.
- Formaldehyde decomposition: test method: constant generation method. Test room: 22 to 24 m³, temperature: 23 ± 3°C, humidity: 50 ± 20%. Ventilation condition: When concentration of 0.2 ppm is continually emanated, a removal capacity of 0.08 ppm is maintained at 36 m³/h, which is within the guideline of the Ministry of Health, Labour and Welfare in Japan. (This equates to the ventilation capacity of an approximately 65 m³ room.)

Substance decomposition effect claims:
- Removal of bacteria from dust collection filter: testing organization: Japan Food Research Laboratories. Test number: 15044988001-0201. Test method: Attached a test piece inoculated with bacteria liquid on the upstream side of a dust collection filter installed in an air purifier, and operated it in a test area of 25 m³. Counted the number of live bacteria after five hours. Test result: Reduced by more than 99% in five hours. Test unit: Tested with MCK55S (Japanese model), a model equivalent to MCK55W series (turbo operation).
- Removal of bacteria from humidifying filter: testing organization: Japan Food Research Laboratories. Test number: 15044989001-0101. Test method: Attached a test piece inoculated with bacteria liquid on the upstream side of a humidifying filter installed in an air purifier, and operated it in a test area of 25 m³. Counted the number of live bacteria after five hours. Object part: Humidifying filter. Test result: Reduced by more than 99% in five hours. Test unit: Tested with MCK55S (Japanese model), a model equivalent to MCK55W series (turbo operation).
- Allergen decomposition and removal: various allergens were irradiated by streamer discharge and the breakdown of protein in the allergens was verified using the ELISA method, cataphoresis, or an electron microscope (Joint research with Wakayama Medical University). Test example: 'Japanese cedar pollen Cryj-1'. Test result: 99,6% or more decomposed and removed in 2 hours (ELISA method); 96,9% decomposed and removed in 4 hours (other measurement method). Note: test performed on the flash streamer module.
- Virus removal ref. 1: testing organization: Kitasato Research Center for Environmental Science. Test result certificate 21_0026 (issued by same organization). Result of experiment: 99.9% removal of A-H1N1 virus after 1 hour. Note: test performed on the flash streamer module.
- Virus removal ref. 2: testing organization: Vietnamese Institute of Hygiene and Epidemiology. Result of experiment: over 99.9% removal of A-H5N1 virus in 3 hours. Note: test performed on the flash streamer module.
- Virus removal ref. 3: testing organization: Graduate School of Kobe University. Result of experiment: over 96% removal of Norovirus in 24 hours. Note: test performed on the flash streamer module.

Air purifier technologies

Daikin's unique double method

OUTSIDE

Active plasma ion discharge

Plasma ion technology releases ions into the air by plasma discharge and combines them with components in the air to generate active components such as OH radicals with strong oxidising power. They attach to the surface of fungi and allergens and decompose proteins in the air by oxidation.

Mechanism of reduction by active plasma ions

Concentration:
25,000 ions/cm^3

- Daikin's plasma ions have been proved safe, in relation to the effect on skin, eyes and respiratory organs.
- Testing organization: Life Science Laboratories, Ltd.
- Name of test: repeated-dose toxicity test.
- Test number: 12-II A2-0401 Mechanism of reduction by active plasma ions.

+

INSIDE

Streamer decomposes hazardous elements

Streamer, a type of plasma discharge, decomposes hazardous chemical substances. The decomposition power is comparable to thermal energy of about 100,000°C.

Mechanism of decomposition by Streamer

Streamer emits high-speed electrons.

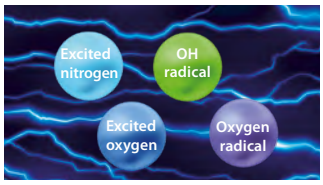

The electrons collide and combine with nitrogen and oxygen in the air to form four kinds of elements.

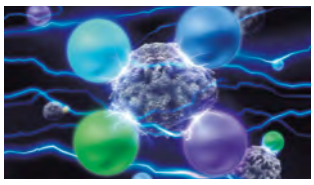

These elements provide decomposition power.

The Streamer Symbol consists of three C's

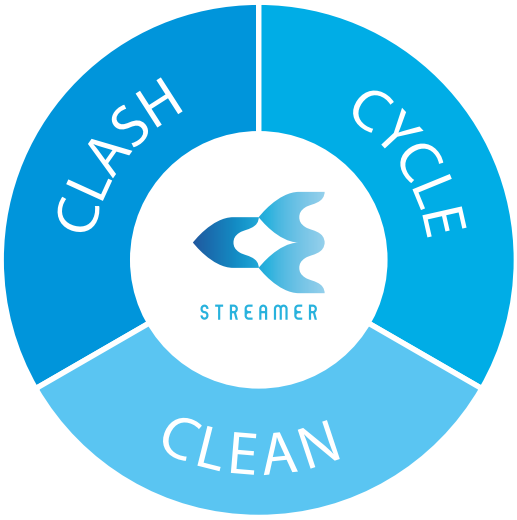

CLASH
The dust collection filter catches the floating substances with the attached harmful gases and Streamer decomposes the gases by oxidation.

CYCLE
The deodorising filter absorbs and decomposes odour. Thanks to the regeneration of the adsorbing capacity, the deodorising capacity is maintained. No need to change the deodorising filter.

CLEAN
Removes bacteria from dust collection filter, humidifying filter and humidifying water tray.

High performance HEPA filter to catch fine particles of dust

Removes 99% of particles between 0.1μm and 2.5μm in size.

STEP 1	STEP 2	RESULT
The filter collects dust efficiently with **electrostatic forces**. It is **not prone to clogging** compared with non-electrostatic HEPA filters which collect particles only by the fineness of the mesh.	Therefore, a larger amount of air can pass through the filter.	The filter can purify a larger amount of air!

Comparison between electrostatic HEPA filter and non-electrostatic filter

Electrostatic HEPA filter



VERSUS

Non-electrostatic filter



- Removes 99.97% of fine particles of 0.3μm.
- Filter fiber itself is charged with static. electricity, and collects particles efficiently.
- Doesn't clog easily, hence causes low pressure loss.

Because it catches particles relying only on mesh size, it is necessary to make mesh finer, making it easy to be clogged and cause high pressure loss.

Humidification & air purification in one

MCK55W

- Effectiveness against respiratory viruses evaluated by Institut Pasteur de Lille
- Humidification and purification in one
- Pure air thanks to Daikin 'Catch and Clean' approach in decomposing harmful substances
- High performance HEPA filter with no need to change for 10 years
- Whisper quiet

Optimal room air distribution thanks to unique vertical structure

Humidifying filter
Double-layer filter for humidification.
No need to change for 10 years.

Active plasma ion generation unit
No maintenance or exchange needed.

Deodorising filter
Absorbs odour.
No need to change.

Dust collection filter
Catches fine particles of dust.
Removes 99,97% of fine particles of 0,3µm.

Pre-filter
Catches large particles of dust.
No need to change.

Streamer unit
No maintenance or exchange needed.

It may become necessary to change out items that usually do not require replacing due to environmental and operational conditions.

MCK55W

HUMIDIFICATION | DUST COLLECTION | DEODORISATION

Capacity in turbo operation mode

AIR PURIFICATION	HUMIDIFYING CAPACITY
Humidification + Air purification Airflow 5.5 m³/min. 330 m³/hour	500 ml/h
Applicable room area ~82 m²*	

* Area calculated according to NRCC-54013-2011 standard using CADR value by test method based on Japan Electric Manufacturers' Association Standard JEM 1467.

Powerful humidification to protect against Air Dryness and viruses

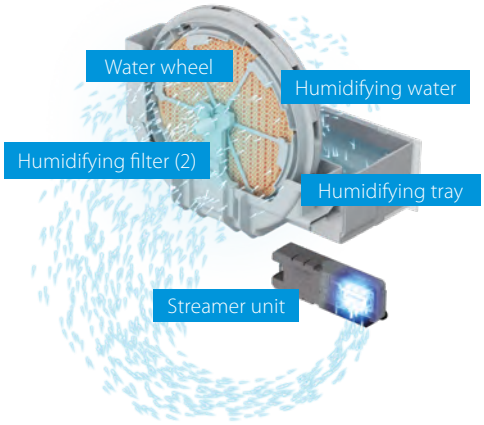

BENEFITS

- Protects the skin, the throat and the nostrils from dryness.
- Protects against viruses by maintaining appropriate humidity of the room.
- Indicates humidity of the room.
- Eliminates bacteria on the humidifying filter.
- Reduces bacteria in humidifying water by Streamer.

Triple Detection sensor to quickly detect air pollution

Equipped with a high sensitivity dust sensor that distinguishes small particles such as $PM_{2.5}$ and larger particles of dust and reacts accordingly. Triple detection of dust, $PM_{2.5}$ and odour is provided.

STREAMER

Functions

Humidification	x
Temperature and humidity sensors	x
Dust ($PM_{2.5}$/dust) and odour sensor lamps	x
Streamer discharge	x
Active plasma ion	x
Electrostatic HEPA filter	x
Streamer regenerated deodorizing filter	x
Moist mode	x
Econo mode	x
Auto fan mode	x
Anti-pollen mode	x
Turbo mode	x
Child proof lock	x
Brightness adjustment	x
Auto-restart after power failure	x
Stabilizer free	x

More details and final information can be found by scanning or clicking the QR codes.

MCK55W

Specifications

Single Unit					MCK55W
Application					Floor standing type
Applicable room area				m^2	41 (1) / 82 (2)
Dimensions	Unit	HeightxWidthxDepth		mm	700 x 270 x270
Weight	Unit			kg	9.5
Casing	Colour				White
Fan	Type				Multi Blade Fan (Sirocco fan)
	Air flow rate	Air purifying operation	Silent/Low/ Medium/Turbo	m^3/h	54/120/192/330
		Humidifying operation	Silent/Low/ Medium/Turbo	m^3/h	102/144/192/330
Sound pressure level	Air purifying operation	Silent/Low/Medium/Turbo		dBA	19.0/29.0/39.0/53.0
	Humidifying operation	Silent/Low/Medium/Turbo		dBA	25.0/33.0/39.0/53.0
Humidifying operation	Power input	Silent/L/M/Turbo		kW	0.011/0.014/0.019/0.058
	Humidification	Silent/Low/Medium/Turbo		ml/h	200/240/300/500
	Water tank capacity			l	2.7
Air purifying operation	Power input	Silent/L/M/Turbo		kW	0.007/0.010/0.017/0.056
Deodorizing method					Flash streamer + Deodorizing catalyst
Dust collecting method					Electrostatic HEPA filter
Air filter	Type				Polyethylene terephthalate net
Sign	Item	01			Dust: 3 stages/Odour: 3 stages/Anti-pollen mode/Water supply lamp/Child proof lock lamp/ON/OFF lamp/Streamer lamp/Econo mode/MOIST mode/AUTO FAN mode/ PM2.5 sensor lamp: 3 stages/Humildity monitor lamp: 5 stages/ Humidity setting: Low/Standard/High/ Airflow rate: Quiet/Low/Standard/Turbo/Humidity on/off
Power supply	Phase/Frequency/Voltage			Hz/V	1~/50/60/220-240/220-230
Type					Humidifying air purifier

The applicable room area is appropriate for operating the unit of maximum fan speed (HH). Applicable room area indicates the space where a certain amount of dust particles can be removed in 30 minutes. ((1) in accordance with JEM (2) in accordance with CADR (JEM) & NRCC-54013-2011 standard) | Humidification amount changes in accordance with indoor and outdoor temperature and humidity. Measurement condition: 20°C in temperature, 30% in humidity. | Operating sound levels are the average of values measured at 1m away from the front, left, right and top of the unit. (These are equal to the values in an anechoic chamber) | Electrostatic HEPA filter and humidifying filters are attached in the unit.

Model debut in a compact and stylish design

MC55W/VB*

- Effectiveness against respiratory viruses evaluated by Institut Pasteur de Lille
- Pure air thanks to Daikin 'Catch and Clean' approach in decomposing harmful substances
- High performance HEPA filter with no need to change for 10 years
- Whisper quiet

MC55W/VB*

DUST COLLECTION	DEODORISATION

Capacity in turbo operation mode

AIR PURIFICATION

Air purification only

Airflow 5.5 m^3/min. 330 m^3/hour

Applicable room area

~82 m^2**

* UK plug
** Area calculated according to NRCC-54013-2011 standard using CADR value by test method based on Japan Electric Manufacturers' Association Standard JEM 1467.

Compact, effective and quiet

thanks to the new, innovative structure

Triple Detection sensor

to quickly detect air pollution

Equipped with a high sensitivity dust sensor that distinguishes small particles such as $PM_{2.5}$ and larger particles of dust and reacts accordingly. Triple detection of dust, $PM_{2.5}$ and odour is provided.

Functions

Dust ($PM_{2.5}$/dust) and odour sensor lamps	x
Streamer discharge	x
Active plasma ion	x
Electrostatic HEPA filter	x
Streamer regenerated deodorizing filter	x
Econo mode	x
Auto fan mode	x
Anti-pollen mode	x
Turbo mode	x
Child proof lock	x
Brightness adjustment	x
Auto restart after power failure	x
Stabilizer free	x

★★★★★
Allergy-friendly Quality Tested
ECARF
www.ecarf-siegel.org

Specifications

More details and final information can be found by scanning or clicking the QR codes.

MC55W

MC55VB

Single Unit					MC55W / MC55VB
Application					Floor standing type
Applicable room area				m^2	41 (1) / 82 (2)
Dimensions	Unit	Height x Width x Depth		mm	500 x 270 x 270
Weight	Unit			kg	6.8
Casing	Colour				White
Fan	Type				Multi Blade Fan (Sirocco fan)
	Air flow rate	Air purifying operation	Silent/Low/ Medium/Turbo	m^3/h	66/120/192/330
Sound pressure level	Air purifying operation		Silent/Low/ Medium/Turbo	dBA	19/29/39/53
Air purifying operation	Power input		Silent/Low/ Medium/Turbo	kW	0.008/0.010/0.015/0.037
Deodorizing method					Flash streamer + Deodorizing catalyst
Dust collecting method					Electrostatic HEPA filter
Air filter	Type				Polyethylene terephthalate net
Sign	Item	01			Dust Sign: 3 stages / Odour: 3 stages / Anti-pollen mode / Child proof lock lamp / PM2.5 sensor lamp: 6 stages / Airflow rate: Quiet/Low/Standard/Turbo / AUTO FAN mode / Econo mode / ON/OFF lamp / Streamer lamp
Power supply	Phase/Frequency/Voltage			Hz/V	1~/50/60/220-240/220-230
Power plug					W: C type/VB: G type (UK)
Type					Air Purifier

The applicable room area is appropriate for operating the unit of maximum fan speed (HH). Applicable room area indicates the space where a certain amount of dust particles can be removed in 30 minutes. ((1) in accordance with JEM (2) in accordance with CADR (JEM) & NRCC-54013-2011 standard) | Operating sound levels are the average of values measured at 1m away from the front, left, right and top of the unit. (These are equal to the values in an anechoic chamber) | Electrostatic HEPA filter is attached in the unit. | Other function: Active plasmation function. Auto-restart function.

About the dust collection and deodorizing capacity of an air purifier:
› Not all harmful substances in cigarette smoke (carbon monoxide, etc.) can be removed.
› Not all odour components that emanate continuously (from building materials and pets, etc.) can be removed.
The Daikin air purifier is not a medical device and is not meant to be used as a substitute to any medical or pharmaceutical treatment.

High-grade type with humidification

NEW Twin streamer unit
High speed electrons are discharged

NO NEED TO CHANGE

STREAMER

Odour sensor

Dust sensor

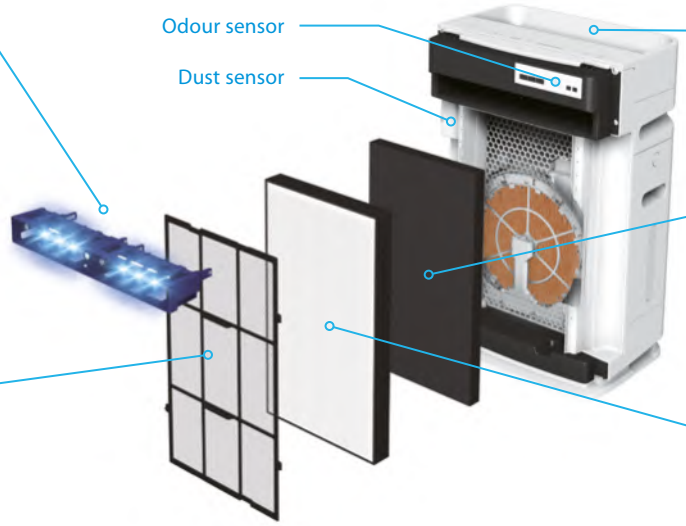

Active plasma ion generation unit
Plasma ions are discharged

NO MAINTENANCE OR EXCHANGE NEEDED

Deodorising filter
Absorbs odour

NO NEED TO CHANGE

Pre-filter
Catches dust

NO NEED TO CHANGE

*regular cleaning is necessary

HEPA filter
Catches fine particles of dust and pollen

NO NEED TO CHANGE FOR 10 YEARS

MCK70YV/YB

- Air purification for large spaces such as residential and light commercial applications
- Pure air thanks to Daikin 'Catch and Clean' approach in decomposing harmful substances
- High performance HEPA filter with no need to change for 10 years
- Whisper quiet

MCK70YV/YB		
HUMIDIFICATION	DUST COLLECTION	DEODORISATION

Capacity in turbo operation mode

AIR PURIFICATION	HUMIDIFYING CAPACITY
Humidification + Air purification Airflow 7.0 m³/min. 420 m³/hour	650 ml/h
Applicable room area ~96 m²*	

*Area calculated according to NRCC-54013-2011 standard using CADR value by test method based on Japan Electric Manufacturers' Association Standard JEM 1467.
**Humidifying capacity by JEM1426 (electric humidifier) with turbo operation at temperature of 20°C and humidity of 30%.

Twin Streamer

Twice the decomposition power for dust particles & odours

Equipped with twice the Streamer units compared to conventional models, it also features a structural design that irradiates the filter even more effectively.

Decomposition of harmful gases is twice as fast[1]

(In comparison with conventional Daikin products)

Equipped with twice the Streamer units compared to a previous model, it decomposes harmful gases such as exhaust gas at twice the speed.

This is an effect in a test space and not a test result in an actual operation space.

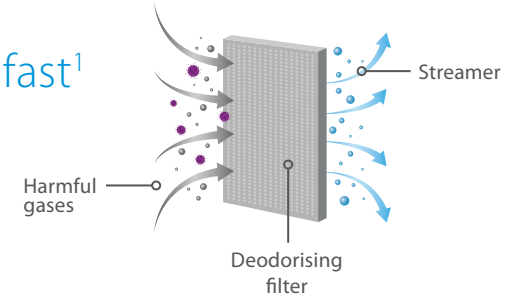

Deodorisation is twice as much[2]

(In comparison with previous Daikin product)

The deodorising filter absorbs odours, and twin streamer quickly decomposes them. Combining the effect of the deodorising filter doubles the amount of deodorisation.

The effect was in a test space of 29.4 m³ after 30 minutes of operation and was not a test result in an actual operation space.



Twin streamer even cleans the inside of the unit

- Removes bacteria on the dust collection filter.[3]
- Speed of bacteria removal is as fast.[4]

(In comparison with a previous Daikin model)

The effect was in a closed test space of approximately 25 m³ after 2.5 hours of operation and was not a test result in an actual operation space.

[1] Placed an air purifier in a 1m3 box with acetaldehyde as an exhaust gas-derived VOC and operated the air purifier (at maximum Streamer output operation). Measured the change in acetaldehyde concentration. (Only the decomposed amount was calculated by subtracting the amount of filter absorption.) (Daikin evaluation) Reduction of acetaldehyde concentration was confirmed to be twice as fast as conventional products. Comparison between 2018 MCK70U(Japanese model), a model equivalent to MCK70V and 2017 MCK70T(Japanese model). | [2] Measured the change in ammonia concentration due to tobacco in a test space of 29.4 m3, and compared decrease from a concentration equivalent to Level 3 on the odour intensity scale. (Daikin evaluation) Test result: Confirmed that indoor ammonia concentration decreased by half after 30 minutes. Comparison between 2018 MCK70U (Japanese model), a model equivalent to MCK70V and 2017 MCK70T (Japanese model).
[3] Testing organization: Japan Food Research Laboratories. Test number: 17117469001-0101. Test method: Attached a test piece inoculated with bacterial liquid on the upstream side of the dust collection filter installed into the air purifier, and operated in a closed test space of 25m3. Counted the number of live bacteria after 2.5 hours. Test object: One bacterium type. Test result: Reduced by more than 99% after 2.5 hours. Test unit: Tested with MCK70U (Japanese model), a model equivalent to MCK70V. | [4] Twin streamer: reduced by more than 99% in 2.5 hours; Streamer: reduced by more than 99% in 5 hours.

Specifications

More details and final information can be found by scanning or clicking the QR codes.

MCK70YV MCK70YB

Indoor Unit					MCK70YV	MCK70YB
Application					Floor standing type	
Applicable room area				m²	48 (1) / 96 (2)	
Dimensions	Unit	HeightxWidthxDepth		mm	600 x 395 x 287 (3)	
Weight	Unit			kg	12.5	
Casing	Colour				White (N9. 0)	
Fan	Type				Multi Blade Fan (Sirocco fan with shroud assembly)	
	Air flow rate	Air purifying operation	Silent/Low/ Medium/Turbo	m³/h	60/132/210/420	
		Humidifying operation	Silent/Low/ Medium/Turbo	m³/h	102/132/210/420	
Sound pressure level	Air purifying operation	Silent/Low/Medium/Turbo		dBA	18/27/37/54	
	Humidifying operation	Silent/Low/Medium/Turbo		dBA	23/27/37/54	
Humidifying operation	Power input	Silent/L/M/Turbo		kW	0.011/0.012/0.018/0.068	
	Humidification	Turbo		ml/h	650	
	Water tank capacity			l	3.6	
Air purifying operation	Power input	Silent/L/M/Turbo		kW	0.008/0.010/0.016/0.066	
Deodorizing method					Flash streamer + Deodorizing catalyst	
Dust collecting method					Electrostatic HEPA filter	
Air filter	Type				Polyethylene terephthalate net	
Sign	Item	01			Dust sensor lamp: 3 stages / PM 2.5 sensor lamp: 3 stages / Odour sensor lamp: 3 stages / Humidity monitor: 20% - 90% / Humidity setting: Low/Standard/High / Airflow rate: Quiet/Low/Standard/Turbo / AUTO FAN mode / Econo mode / Anti-pollen mode / MOIST mode / CIRCULATION mode / Water supply lamp / Streamer lamp / Recommendation mode lamp / Humidifier ON/OFF lamp / Sleep mode / Child proof lock lamp	
Power supply	Phase/Frequency/Voltage			Hz/V	1~/50/60/220-240/220-230	
Type					Humidifying air purifier	

The applicable room area is appropriate for operating the unit of maximum fan speed (HH). Applicable room area indicates the space where a certain amount of dust particles can be removed in 30 minutes. ((1) in accordance with JEM (2) in accordance with CADR (JEM) & NRCC-54013-2011 standard) (3) With caster: 637 × 395 × 287 | Humidification amount changes in accordance with indoor and outdoor temperature and humidity. Measurement condition: 20°C in temperature, 30% in humidity. | Operating sound levels are the average of values measured at 1m away from the front, left, right and top of the unit. (These are equal to the values in an anechoic chamber) | Electrostatic HEPA filter and humidifying filters are attached in the unit.

Residential ventilation

Centralized Heat Recovery Ventilation (CHRV)

Why DUCO?

DUCO offers end-to-end solutions

One-stop-shop for your end-to-end ventilation solution

Complete range of Centralized Heat Recovery Ventilation (CHRV) units, ducts & accessories.

Smart demand control

The room is only ventilated when necessary and in the correct amount. CO_2 concentration and air humidity are used as indicators. This helps avoiding unnecessary heat loss while guaranteeing an optimal indoor climate.

One of the quietest systems

A comfortable indoor climate is created by whisper-quiet ventilation systems. DUCO excels in acoustics both in its supply and exhaust airs.

Automatic calibration

The automatic calibration, whereby the measuring and adjustment technology is based on the principles of calibration under constant pressure, always offers a 100% guarantee of a qualitative end result and translates into a 50% saving in set-up time for the installer.

Connectivity

With the optional Communication Print you have the option of allowing the DUCO ventilation systems to communicate via ModBus and/or Ethernet. ModBus integration enables them to be linked to a building management system.

High energy conversion efficiency

The combination of dynamic air distribution filters and high performance heat exchangers result in very high efficiency ratio.

Only at Daikin

CHRV

Thanks to DUCO, Daikin offers Centralized HRV systems with an integrated 2-zone valve. With the 2-zone version of the DucoBox Energy Premium, Daikin's product range is extended with a unique ventilation system with embedded 2-zone control. If a certain zone does not require ventilation, that zone is not ventilated. Cost savings on heating, lower consumption and noise comfort of the unit itself (lower rpm) are the logical consequences.

Sensors meticulously detect the residents' movements throughout the home. This makes it possible to automatically determine where, when and in what amount ventilation is required.

By controlling the two zones separately with a built-in valve, the consumption of the EC fans is reduced considerably, which translates into an A+ energy label.

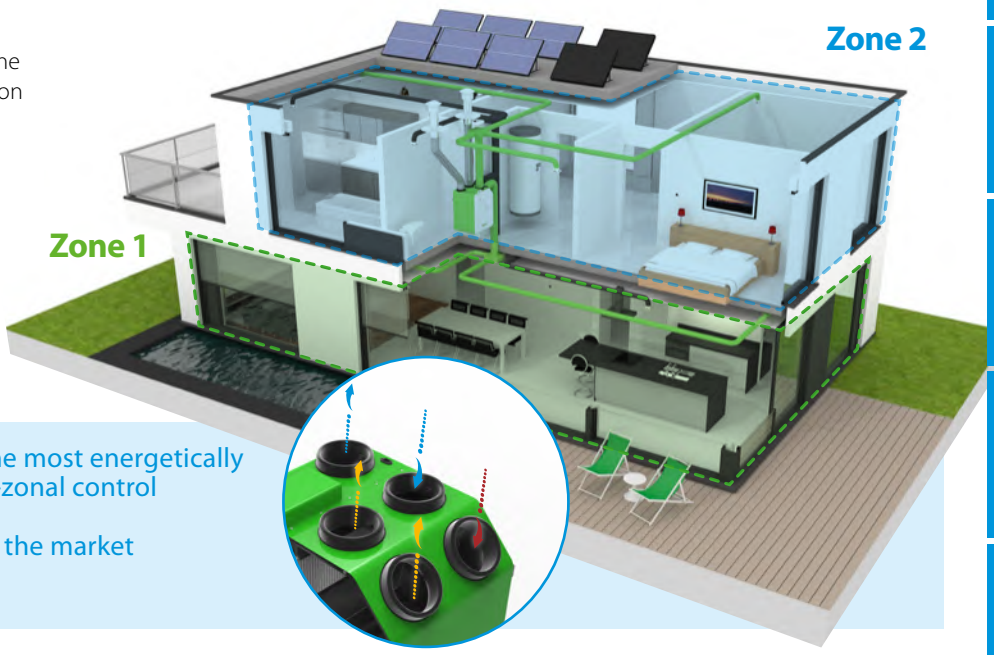

- ☑ Optimal indoor air quality in the most energetically optimised manner thanks to 2-zonal control
- ☑ Quietest ventilation system on the market
- ☑ Automatic calibration

DucoBox Energy Comfort

Making life easy for installers

- Patented principle of double by-pass
- Dynamic Airflow Filters

  For maximum efficiency.
- Low power consumption due to energy-efficient EC motors



First choice for building projects

The DucoBox Energy Comfort is a Mechanical Ventilation unit with Heat Recovery (MVHR). This smart and silent ventilation unit, with its adjustable capacity of up to 325 m³/h, is the ideal solution for apartments and houses due to its compact size. The left/right switch is 100% software-driven thanks to the patented principle of double bypass. The dynamic air distribution filters, together with the smart demand control based on CO_2 and humidity, ensure for exceptional efficiency within this compact unit.

L/R switch - 100% software-based

This unit is very user-friendly because physical interventions are not necessary. The left/right switch is carried out 100% by software thanks to a patented principle of double by-pass.

Compact & light unit: 700 x 705 x 525 mm

only
21 kg

This lightweight unit of 21 kg can easily be installed by 1 person.
With its compact dimensions, the DucoBox Energy Comfort is ideal for a small technical space!

Smart copy function

Thanks to a "copy" function which is integrated on software level, the installer has the possibility to copy the settings and parametrisation of one DucoBox Energy Comfort onto the next DucoBox Energy Comfort. This is particularly useful in a serial construction with the same types of houses.

Automatic calibration

Relying on the principles of calibration at constant pressure, this method achieves a 50% saving on calibration time. DUCO saves you time.

Smart demand control based on CO_2 and/or humidity measurement

Total ventilation package

Are you looking for a total ventilation package? Then you are best going to just one address. With DucoFlex, Daikin provides a complete air duct system for CHRV. When you use DucoFlex, you will also benefit from the 'Zero Noise' guarantee package. This consists of the highest airtightness class D, the lowest air resistance and maximum acoustic comfort with the quietest ventilation system in Europe! The result is an energy-efficient and quiet ventilation system.

Did you know that this complete air duct system is very easy to install? This is thanks to the handy 'Click & Go' principle and minimum number of fittings. Daikin as a one-stop-shop with 100 % service provision.

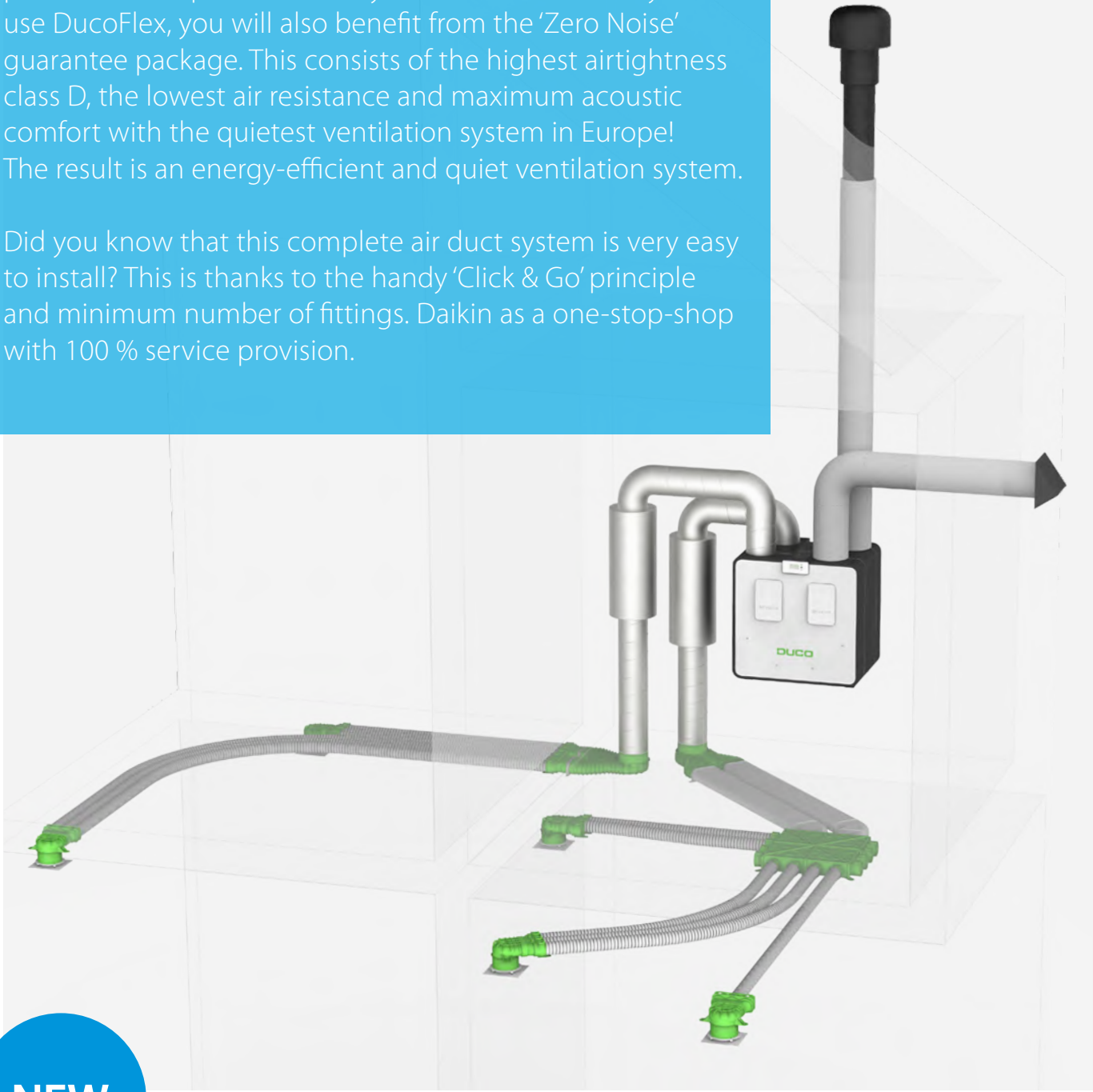

NEW

- ☑ **DucoFlex**
  Complete air ducting system for CHRV
- ☑ **'Click & Go' system**
  Flexible ducting with convenient click system
- ☑ **'Zero noise' guarantee**
  Meets the most stringent requirements
- ☑ **100% service**
  Complete ventilation package with support

DucoBox Energy Comfort 325

The DucoBox Energy Comfort is a compact and light mechanical ventilation unit with heat recovery. With a capacity of up to 325 m³/h, this is the balanced ventilation solution for apartments and serial housing construction.
The **demand control** of the DucoBox Energy Comfort results in intelligent and energy-efficient operation.
Together with the **smart demand control** based on CO_2 and humidity, the dynamic air distribution filters ensure exceptional efficiency within this compact unit.
The **left/right switch** is carried out 100% by software thanks to a patented principle of double bypass.
Moreover, this lightweight unit weighs just 21 kg. In other words: easy to install by 1 person.
The **automatic configuration** ensures the device can be installed quickly and professionally.

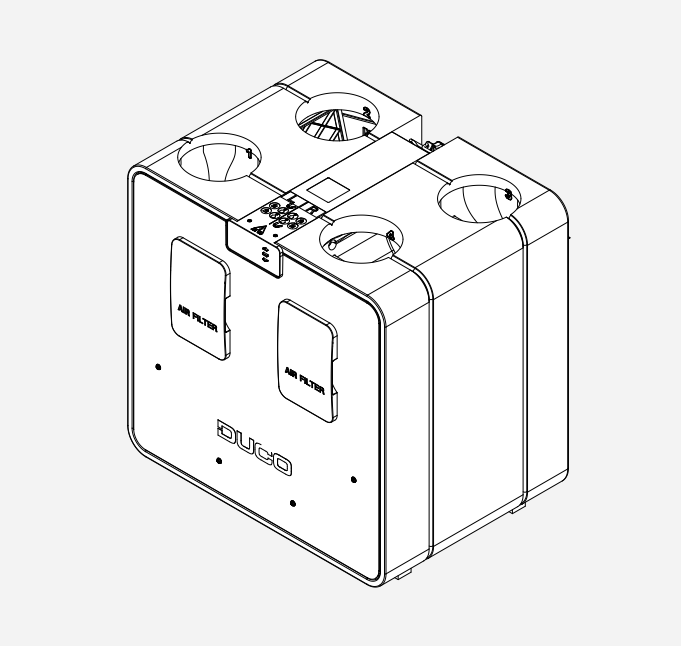

A+

Versions

Type	Supply and exhaust airflow rate at 150 Pa	2-zone control	Frost protection	Reference number
DucoBox Energy Comfort 325	325 m³/h	No	Imbalance	00004485

For UK models, see page 18

Optional accessories

Product	Reference number
Siphon flat (Energy & Eco)	00004376
Communication Print	00004251
Humidity Box Sensor (Energy Comfort)	00004545
Mounting chair standing (Energy Comfort)	00004546
Filter set 2 x Coarse 65% (Energy Comfort)	00004547

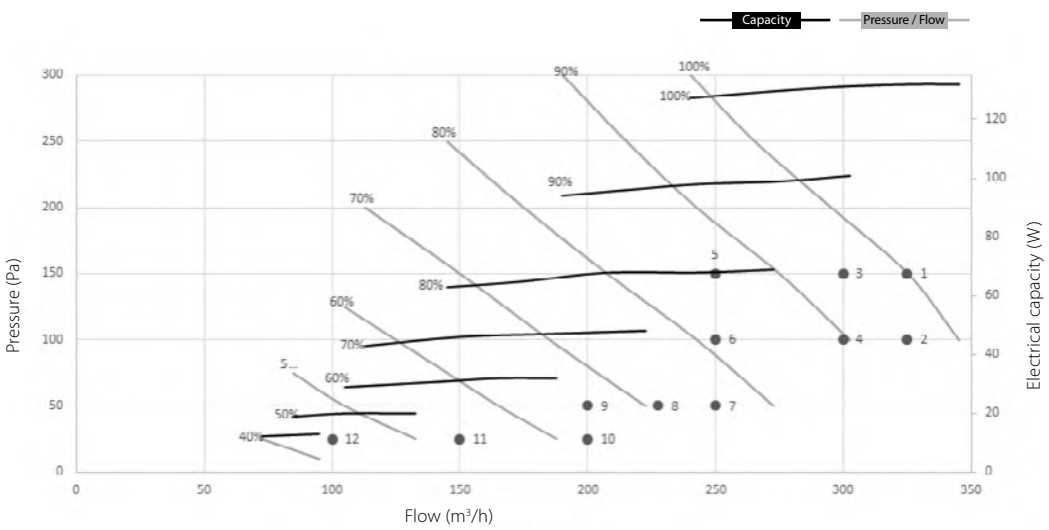

DucoBox Energy Comfort 325

More details and final information can be found by scanning or clicking the QR codes.

DucoBox Energy Comfort 325

Physical properties	
Width x Height x Depth (mm)	700 x 705 x 525 mm
Casing	Coated sheet steel + EPP
Colours	White + black
Connections	Interior diameter: Ø 160 mm
Condensate drain	Ø 32 mm (1 ¼") (2x)
Heat exchanger	PET / Polystyrene
Interior material	EPP / PP / ABS
Weight	21 kg
Power plug cable length	2 m (from top of device)
Mounting	Wall mounting (standard) - Optional floor mounting with mounting chair

Miscellaneous properties	
Energy class	With 2 sensors: A+. Others: A
Filters	Supply air: Standard: ISO 16890 Coarse 65 % (= G4) Exhaust air: Standard: ISO 16890 Coarse 65 % (= G4)
Summer bypass	Full (100% modulating)
Frost protection	Imbalance
Fans	EC fan with curved blades
Automatic configuration	Yes (constant pressure)
Constant flow control	Yes
Controls	Integrated display Use via control switches and room sensors Optionally via smartphone / tablet (if Communication Print in device)
Sensors	Integrated: pressure, temperature, onboard switch contact, Humidity (via optional Boxsensor) External: CO_2 (via optional room sensor), humidity (via optional room sensor), external switch contact (voltage-free input) (optional)
Communication	Standard: DUCO RF, DUCO Wired, Switch contact Can be expanded with Communication Print: ModBus, PWM-IN, PWM-OUT, Switch contact (3x), Ethernet, Micro SD-card slot

Electrical characteristics	
Maximum electrical capacity 325 m³/h at 150 Pa	130 W (2 x 65 W)
Power supply	230 V, 50 Hz - via 3-core cable with earth plug
Plugs	0-10 V in/outputs
Motor type	DC
IP class	IP40
Efficiency	At 325 m³/h: 85 % - At 275 m³/h: 87 % - At 225 m³/h: 88 %

Measurement #	Flow Qv m³/h	Pressure Pa	Rated input P W	SFP Wh/m³	Sound level Lw*		
					Supply dB(A)	Exhaust dB(A)	Sound power level dB(A)
1	325	150	131	0.40	69	58.5	63
2	325	100	115	0.35	69	59	62
3	300	150	113	0.38	67.5	57.5	62
4	300	100	96	0.32	66.5	56	61
5	250	150	82	0.33	65	55	60
6	250	100	71	0.28	63.5	54.5	58.5
7	250	50	59	0.24	62.5	53	56
8	227.5	50	49	0.22	60	49	55
9	200	50	40	0.20	58.5	50	53
10	200	25	35	0.18	57.5	48.5	51.5
11	150	25	23	0.15	52	41.5	47
12	100	25	15	0.15	47.5	39.5	42

* Sound power level measured in accordance with ISO 3741: 2010. Supply and exhaust sound level according to ISO 5135: 1997 (with channel correction)

Front view

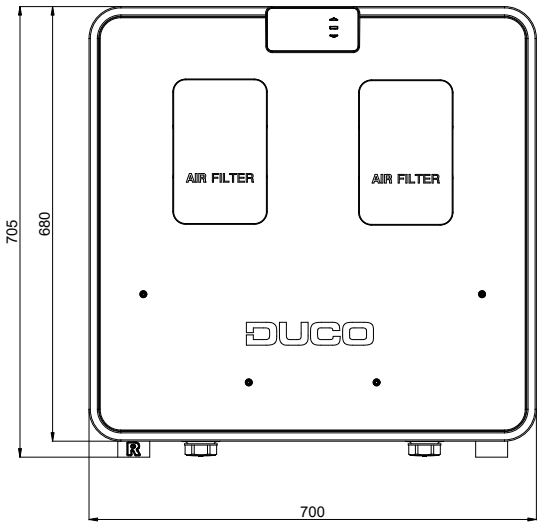

Rear view

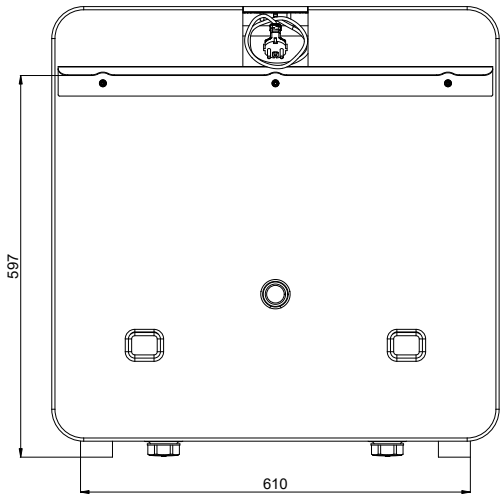

Top view

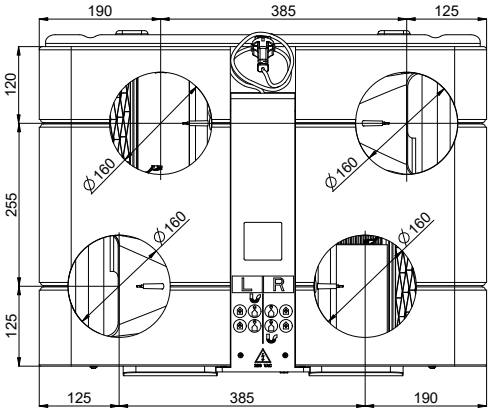

Bottom view

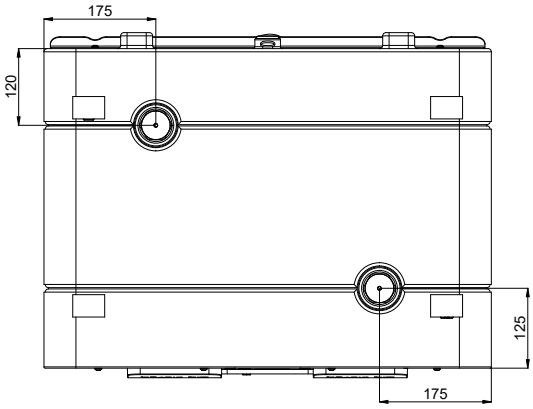

Side view

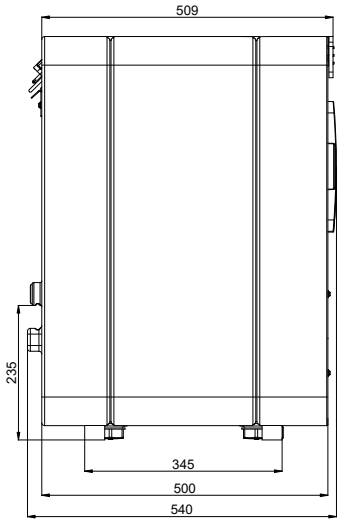

DucoBox Energy Premium

in the spotlight

The DucoBox Energy Premium raises CHRV with heat recovery to the next level. Ideal for installation in an energy-neutral home of the future, automatic calibration and integrated 2-zone control with demand control ensure ultra-quiet, intelligent and energy-saving operation.

Distinguishing features

- **Demand-controlled** balanced system with **heat recovery**
- **Lowest** sound power (air supply) in the market
- Patented **2-zone control** guarantees maximum energy efficiency (60.5 W)
- Automatic calibration reduces installation time by **at least 50%**
- **Modular** set-up of on-demand **components**
- Minimum number of components
- **Smart communication** with domotic systems through ModBus or ethernet

- Smart humidity measurement & pressure sensors
- Intelligent preheater
- Heat exchanger for maximum efficiency
- One of the quietest CHRV solution
- Automatic calibration

The automatic calibration, which is based on the principle of constant pressure, allows for a very fast and accurate calibration. This easily reduces set-up time to 50%! DUCO saves you time and money.



- **DucoFlex**
  Complete air ducting system for CHRV
- **'Click & Go' system**
  Flexible ducting with convenient click system
- **'Zero noise' guarantee**
  Meets the most stringent requirements
- **100% service**
  Complete ventilation package with support

NEW

2-zone ventilation system

Sensors closely monitor the occupant's presence and activity in the dwelling by means of CO_2 and/or humidity sensors. This allows for an automated detection of when to ventilate, where to ventilate (day-zone or night-zone) and how much to ventilate.
Controlling both zones separately with a built-in valve substantially reduces consumption by the EC fans, which translates into the highest energy reduction and an A+ energy label.

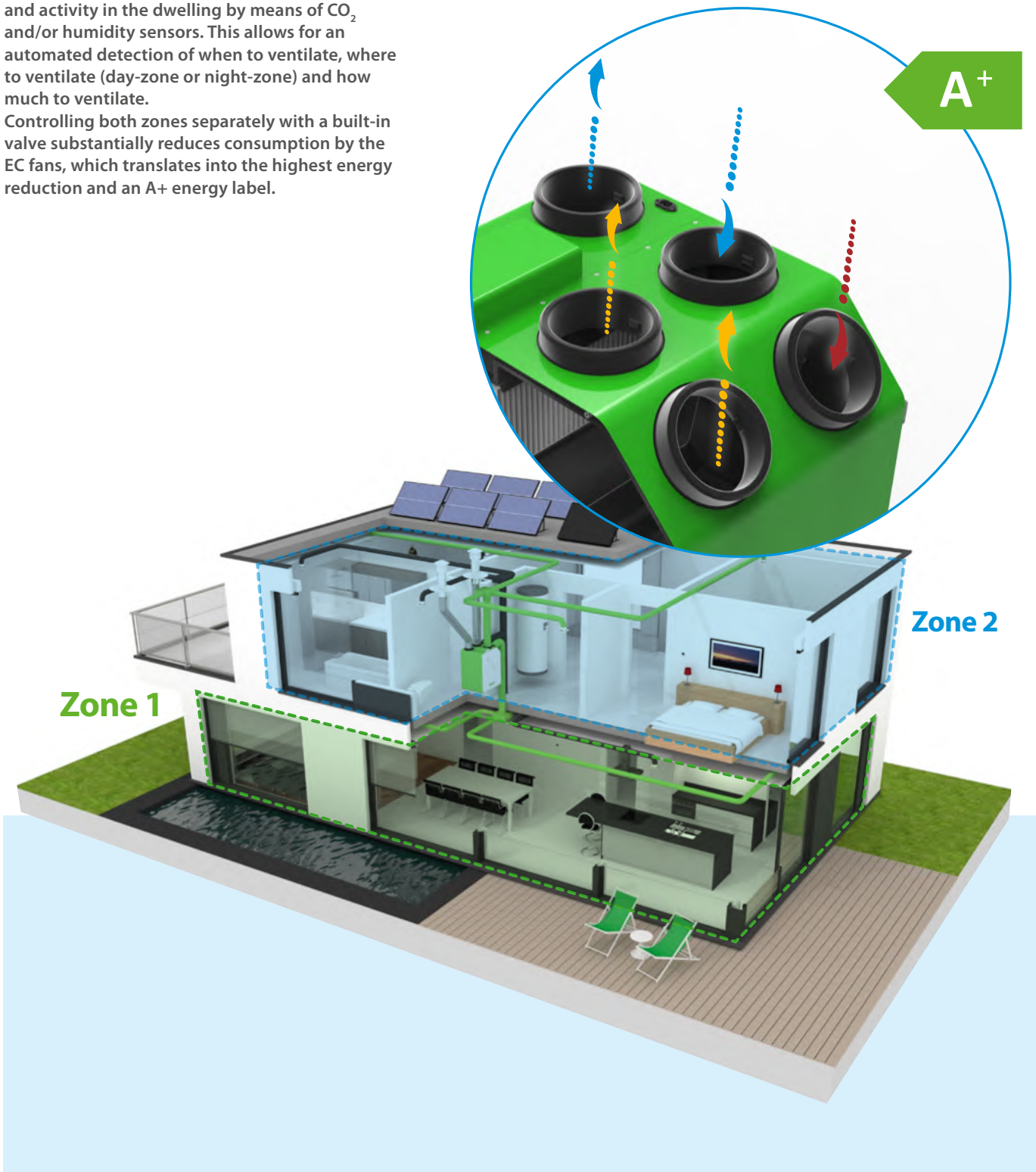

DucoBox Energy Premium 325 - 400

The DucoBox Energy Premium is a mechanical ventilation unit with heat recovery. It mechanically supplies fresh air to the house and mechanically extracts contaminated air from it with the help of integrated fans. During this process, the heat is recovered from the extracted air and transferred to the supplied air.
The **smart demand control** of the DucoBox Energy Premium results in quiet, intelligent and energy efficient operation.
Control components can be paired with the DucoBox Energy Premium (= master unit).
The DucoBox Energy Premium features frost protection system (with or without heater), bypass function and constant flow.
The **automatic calibration** ensures the device can be installed quickly.
The DucoBox Energy Premium is available as both a 1-zone and a 2-zone variant, with the latter providing even quieter and more energy-efficient operation.

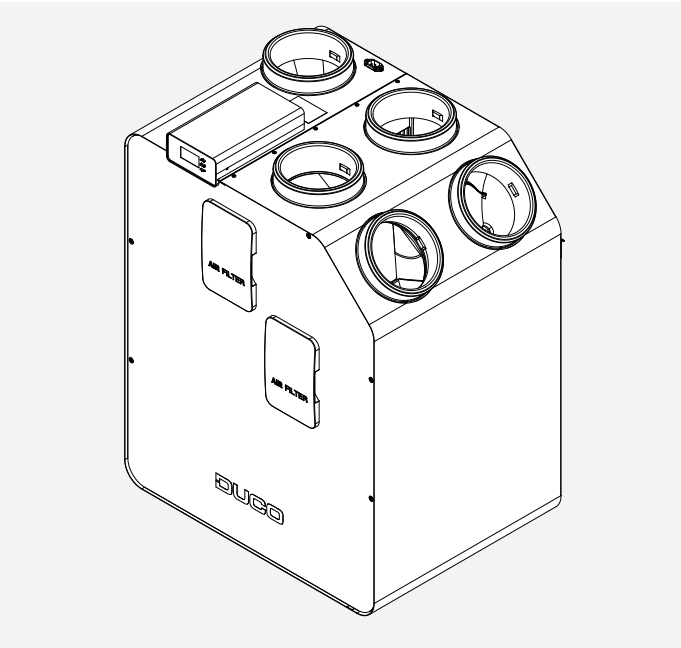

A+

Versions

Type	Supply and exhaust capacity at 150 Pa in m³/h	2-zone system	Frost protection	Reference number LEFT	Reference number RIGHT
DucoBox Energy Premium **325-1ZS**	325	No	Imbalance	00004358	00004359
DucoBox Energy Premium **325-1ZH**			Imbalance + heater	00004360	00004361
DucoBox Energy Premium **325-2ZS**		Yes	Imbalance	00004362	00004363
DucoBox Energy Premium **325-2ZH**			Imbalance + heater	00004364	00004365
DucoBox Energy Premium **400-1ZS**	400	No	Imbalance	00004366	00004367
DucoBox Energy Premium **400-1ZH**			Imbalance + heater	00004368	00004369
DucoBox Energy Premium **400-2ZS**		Yes	Imbalance	00004370	00004371
DucoBox Energy Premium **400-2ZH**			Imbalance + heater	00004372	00004373

For UK models, see page 18

Optional accessories

Product	Reference number
Mounting chair standing (Energy Premium)	00004421
Mounting chair hanging (Energy Premium)	00004422
Siphon flat (Energy & Eco)	00004376
Communication Print	00004251
Humidity Box Sensor (Energy Premium)	00004374

DucoBox Energy Premium 325

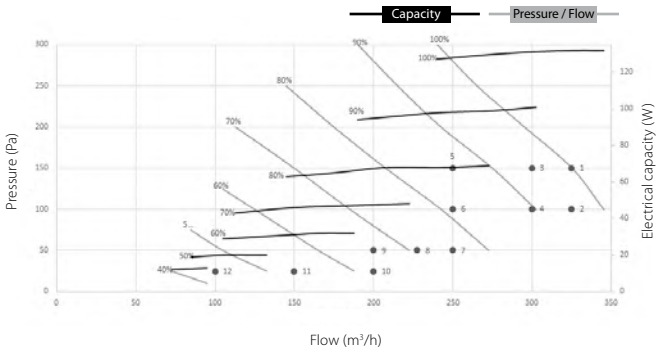

DucoBox Energy Premium 400

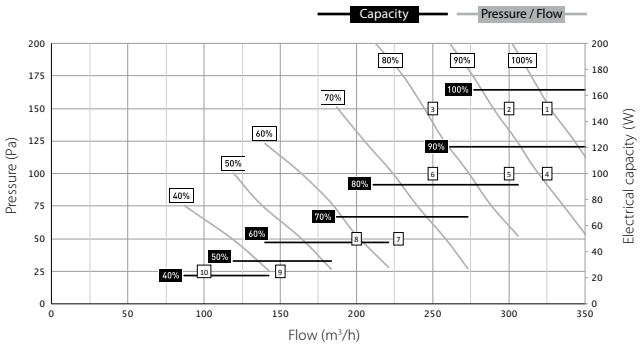

DucoBox Energy Premium 325 - 400

More details and final information can be found by scanning or clicking the QR codes.

DucoBox Energy Premium 325

DucoBox Energy Premium 400

Physical properties	325	400
Width x Height x Depth (mm)	740 x 957 x 585 mm	
Casing	Coated sheet steel	
Colours	White + green	
Connections	Interior diameter: Ø 160 mm - Exterior diameter: Ø 190 mm	
Condensate drain	Ø 32 mm (1 ¼")	
Heat exchanger	PET / Polystyrene	
Interior material	EPP / PP / ABS	
Weight	47 kg	
Power plug cable length	2 m (connected at the top side of the unit)	
Mounting	Wall mounting (standard) - Optional floor mounting with mounting chair	

Miscellaneous properties	325	400
Energy class	With 2 sensors: A+. Others: A	
Filters	Supply air: Standard: ISO 16890 Coarse 65 % (≈ G4) Supply air: Optional: ISO 16890 ePM1 70% (≈ F7) Exhaust air: Standard: ISO 16890 Coarse 65 % (≈ G4)	
Summer bypass	Full (100% modulating)	
Frost protection	Imbalance - Optional via proportional Heater	
Fans	EC fan with curved blades	
Automatic configuration	Yes (constant pressure)	
Constant flow control	Yes	
Controls	Integrated display Use via control switches and room sensors Optionally via smartphone / tablet (if Communication Print in device)	
Sensors	Integrated: pressure, temperature, humidity (via optional box sensor), onboard switch contact External: CO_2 (via optional room sensor), humidity (via optional room sensor), external switch contact (voltage-free input) (optional)	
Communication	Standard: DUCO RF, DUCO Wired, Switch contact Can be expanded with Communication Print: ModBus, PWM-IN, PWM-OUT, Switch contact (3x), Ethernet, Micro SD-card slot	

Electrical characteristics	325	400
Maximum electrical capacity at 150 Pa	120 W (2 x 60 W)	183 W (2 x 91,5 W)
Maximum electrical capacity heater	1000 W	
Power supply	230 V, 50 Hz - via 3-core cable with earth plug	
Plugs	0-10 V in/outputs	
Motor type	DC	
IP class	IP40	
Efficiency	At 228 m³/h: 87 % - At 275 m³/h: 86 % - At 332 m³/h: 85 %	At 301 m³/h: 85 % - At 351 m³/h: 85 % - At 401 m³/h: 84 %

Measurement #	Flow Qv m³/h		Pressure Pa		Rated input P W		SFP Wh/m³		Sound level Lw*					
									Supply dB(A)		Exhaust dB(A)		Sound power level dB(A)	
	325	400	325	400	325	400	325	400	325	400	325	400	325	400
1	325	400	150	150	118	180	0.36	0.45	52.0	52.5	54.5	57.0	51.0	55.0
2	300	350	150	150	100	135	0.33	0.39	51.0	51.0	55.0	56.0	50.0	53.5
3	250	300	150	150	80	100	0.32	0.33	46.5	51.0	48.5	55.0	48.0	50.0
4	325	400	100	100	104	159	0.32	0.40	51.0	52.0	56.5	56.5	50.5	54.5
5	300	350	100	100	93	120	0.31	0.34	48.0	51.5	52.5	55.5	50.5	51.5
6	250	300	100	100	67	93	0.27	0.31	45.0	48.0	46.5	52.5	46.0	50.5
7	227.5	280	50	50	47	68	0.21	0.24	41.0	46.0	45.5	47.0	41.5	46.0
8	200	250	50	50	37	55	0.19	0.22	39.0	44.0	44.5	46.0	40.0	43.0
9	150	200	25	50	26	37	0.17	0.19	31.0	39.0	36.0	44.5	39.5	40.0
10	100	200	25	25	16	35	0.16	0.18	28.5	36.0	35.5	40.5	39.0	40.0
11	-	150	-	25	-	26	-	0.17	-	31.0	-	36.0	-	39.5
12	-	100	-	25	-	16	-	0.16	-	28.5	-	35.5	-	39.0

* Sound power level measured in accordance with ISO 3741: 2010. Supply and exhaust sound level according to ISO 5135: 1997 (with channel correction)

Left model

Front view

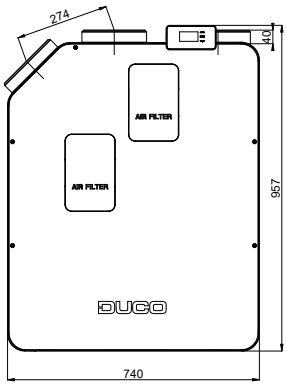

Rear view

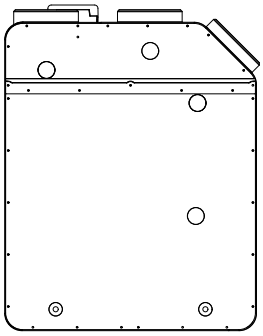

Side view

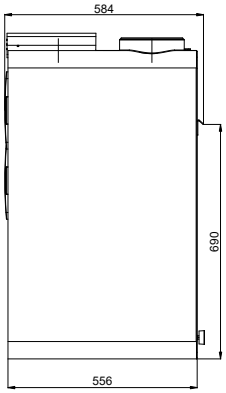



Top view

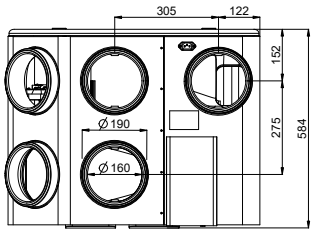

Bottom view

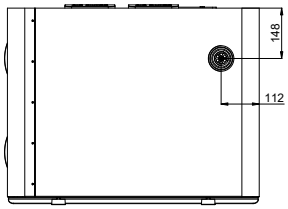

Right model

Front view

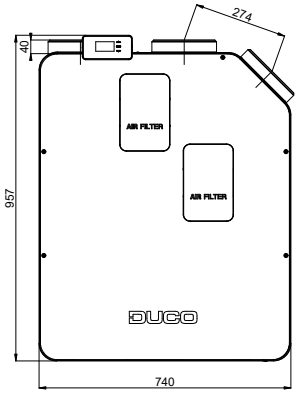

Rear view

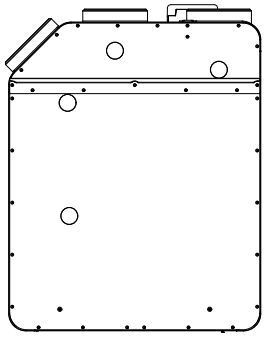

Side view



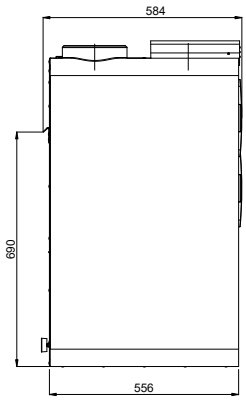

Top view

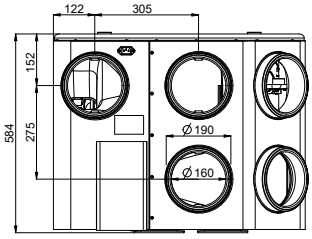

Bottom view

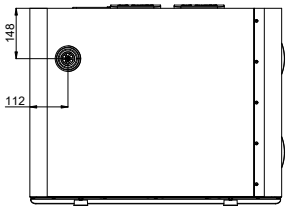

DucoFlex

Complete air duct system for CHRV systems







Silencers

Flexible or rigid silencers that have pre-fitted connectors. Thanks to their sound-reducing properties, the DucoFlex silencers are an essential part of the "Zero Noise" guarantee package from DUCO.

☑ 'Zero Noise' guarantee

- Air tightness class D
- Low air-resistance
- Maximum comfort

☑ 100 % service

- Support from the research department
- One-stop-shop:
  1 brand = 1 ventilation solution

☑ Complete Air Duct System

- One solution for every type of ventilation system
- Suitable for CHRV units

☑ 'Click & Go' system

- Handy click system
- Minimum parts and fittings
- Save time = save money



Insulated ducting

The range of insulated EPP and EPS ducts with a diameter of Ø160 mm or Ø180 mm are simple to connect to DUCO's air duct system. With a limited number of parts, it's easy to create a thermally insulated connection between the ventilation unit and the roof/wall feed-through.

Material list

Category	Reference	Description
CHRV UNITS (NON-UK)	00004485	DucoBox Energy Comfort 325
	00004358	DucoBox Energy Premium 325 - 1ZS - Left
	00004359	DucoBox Energy Premium 325 - 1ZS - Right
	00004360	DucoBox Energy Premium 325 - 1ZH - Left
	00004361	DucoBox Energy Premium 325 - 1ZH - Right
	00004362	DucoBox Energy Premium 325 - 2ZS - Left
	00004363	DucoBox Energy Premium 325 - 2ZS - Right
	00004364	DucoBox Energy Premium 325 - 2ZH - Left
	00004365	DucoBox Energy Premium 325 - 2ZH - Right
	00004366	DucoBox Energy Premium 400 - 1ZS - Left
	00004367	DucoBox Energy Premium 400 - 1ZS - Right
	00004368	DucoBox Energy Premium 400 - 1ZH - Left
	00004369	DucoBox Energy Premium 400 - 1ZH - Right
	00004370	DucoBox Energy Premium 400 - 2ZS - Left
	00004371	DucoBox Energy Premium 400 - 2ZS - Right
	00004372	DucoBox Energy Premium 400 - 2ZH - Left
	00004373	DucoBox Energy Premium 400 - 2ZH - Right
CHRV UNITS (UK)	00004591	DucoBox Energy Comfort 325 (UK)
	00004456	DucoBox Energy Premium 325 - 1ZS - Left (UK)
	00004457	DucoBox Energy Premium 325 - 1ZH - Left (UK)
	00004458	DucoBox Energy Premium 325 - 2ZS - Left (UK)
	00004459	DucoBox Energy Premium 325 - 2ZH -Left (UK)
	00004460	DucoBox Energy Premium 325 - 1ZS - Right (UK)
	00004461	DucoBox Energy Premium 325 - 1ZH - Right (UK)
	00004462	DucoBox Energy Premium 325 - 2ZS - Right (UK)
	00004463	DucoBox Energy Premium 325 - 2ZH - Right (UK)
	00004464	DucoBox Energy Premium 400 - 1ZS - Left (UK)
	00004465	DucoBox Energy Premium 400 - 1ZH - Left (UK)
	00004466	DucoBox Energy Premium 400 - 2ZS - Left (UK)
	00004467	DucoBox Energy Premium 400 - 2ZH - Left (UK)
	00004468	DucoBox Energy Premium 400 - 1ZS - Right (UK)
	00004469	DucoBox Energy Premium 400 - 1ZH - Right (UK)
	00004470	DucoBox Energy Premium 400 - 2ZS - Right (UK)
	00004471	DucoBox Energy Premium 400 - 2ZH - Right (UK)
ACCESSORIES	00004546	Mounting chair standing (Energy Comfort)
	00004421	Mounting chair standing (Energy Premium)
	00004422	Mounting chair hanging (Energy Premium)
	00004251	Communication Print (Energy Comfort + Premium)
	00004376	Flat siphon
	00004547	Filterset 2 x Coarse 65 % (Energy Comfort)
	00004416	Filterset 1x Coarse 65 % & 1 x ePM1 70% (Energy Premium)
	00004417	Filterset 2 x Coarse 65 % (Energy Premium)
CONTROLLERS	00004175	User controller RF/BAT black
	00004174	Switching contact RF/230V
	00004545	Humidity Box Sensor (Energy Comfort)
	00004374	Humidity Box Sensor (Energy Premium)
	00004600	User controller RF/BAT white
	00004601	User controller RF/Wired black
	00004602	User controller RF/Wired white
	00004603	CO_2 sensor RF/Wired black
	00004604	CO_2 sensor RF/Wired white
	00004605	Humidity sensor RF/Wired black
	00004606	Humidity sensor RF/Wired white
	00004636	CO_2 sensor without command RF/Wired black
	00004637	CO_2 sensor without command RF/Wired white

Category	Reference	Description
AIR VENT	00004179	DucoVent Design square standard AK (exhaust) - RAL 9010
	00004594	DucoVent Design square standard AK (exhaust) - other RAL
	00004226	DucoVent Design square XL AK (supply and exhaust) - RAL 9010
	00004597	DucoVent Design square XL AK (supply and exhaust) - other RAL
	00004211	DucoVent Design rounded square standard AK (exhaust) - RAL 9010
	00004596	DucoVent Design rounded square standard AK (exhaust) - other RAL
	00004227	DucoVent Design rounded square XL AK (supply and exhaust) - RAL 9010
	00004598	DucoVent Design rounded square XL AK (supply and exhaust) - other RAL
	00004210	DucoVent Design round AK (supply and exhaust) - RAL 9010
	00004595	DucoVent Design round AK (supply and exhaust) - other RAL
	00004178	DucoVent Basic (supply and exhaust)
	10300800	DoorVent RAL 9001
	10300700	DoorVent RAL 9010
	10300500	DoorVent (other RAL)
DUCOFLEX	00004552	DucoFlex Round air duct D63
	00004563	DucoFlex Floor plenum 12x63 - D180
	00004565	DucoFlex Floor plenum 12x63 - 2 oval
	00004564	DucoFlex Ceiling plenum 12x63 - D180
	00004560	DucoFlex Valve connector right angled 3x63 - D125
	00004561	DucoFlex Valve connector right angled short 3x63 - D125
	00004608	DucoFlex connector riser round 3x63 - D125
	00004566	DucoFlex connector riser round D160 - 2 oval
	00004553	DucoFlex O-ring D63 (10 units)
	00004554	DucoFlex Coupling D63
	00004599	DucoFlex Tube cutter
	00004569	DucoFlex Star air duct & coupling D160
	00004570	DucoFlex Star air duct & coupling D180
	00004571	DucoFlex Star bend 90° & coupling D160
	00004572	DucoFlex Star bend 90° & coupling D180
	00004573	DucoFlex Star bend 45° & coupling D160
	00004574	DucoFlex Star bend 45° & coupling D180
	00004575	DucoFlex Star coupling D160
	00004576	DucoFlex Star coupling D180
	00004584	DucoFlex Wall terminal black D160
	00004627	DucoFlex Wall terminal white D160
	00004585	DucoFlex Wall terminal black D180
	00004628	DucoFlex Wall terminal white D180
	00004580	DucoFlex Roof terminal Compact D160 - Terracotta
	00004582	DucoFlex Roof terminal Compact D160 - Slate
	00004578	DucoFlex Roof terminal D160/180
	00004581	DucoFlex Roof terminal for flat roofs D160/180
	00004579	DucoFlex Roof terminal tile D160/180
	00004586	DucoFlex Silencer D127
	00004630	DucoFlex Silencer D125
	00004631	DucoFlex Silencer D160
	00004632	DucoFlex Silencer D180
	00004587	DucoFlex Silencer Semi Rigid D160
	00004588	DucoFlex Silencer Semi Rigid D180

Your next heating system will be a heat pump

Heat pumps are ready to take on the challenge of home decarbonization and Daikin is ready to be the most suitable partner in this challenge.

Home decarbonisation is the sustainability challenge of today. It's the newest addition to the global paradigm shift towards a more sustainable economy. In the automotive industry, agriculture and even in air travel, efforts have already been made to reduce or eliminate carbon emissions from energy sources. Next on the list: homes.

The European Union pledged to "play a central role" in achieving net-zero greenhouse gas emissions by 2050.

In order to achieve their goals, they are betting on heat pumps

And at Daikin, we are convinced that they're right. Heat pumps are more than ready to take on the challenge of home decarbonisation. They are not a technology of the future, but an established solution, ready to provide comfort.

Did you know?

In several European countries, heat pumps are already installed in more than 50% of new buildings. In renovations, heat pumps are increasingly being considered as a replacement for boilers, especially for high-temperature models with a similar leaving water temperature of 70 °C.

Heating

Daikin's vision on heating 46
Introduction 49
A solution for every need 49
Stand By Me 50

Heat pumps 55

Daikin Altherma 3 R (ERGA-E series, 4-8 kW) 56
Daikin Altherma 3 R F 58
Daikin Altherma 3 R ECH$_2$O 64
Daikin Altherma 3 R W 70
NEW Daikin Altherma 3 R (ERLA-D series, 11-16 kW) 76
Daikin Altherma 3 R F 82
Daikin Altherma 3 R ECH$_2$O 88
Daikin Altherma 3 R W 94
Daikin Altherma 3 H 100
Daikin Altherma 3 H F 102
Daikin Altherma 3 H W 108
NEW Daikin Altherma 3 M 114
Daikin Altherma M 124
NEW Daikin Altherma 3 H MT/HT 128
Daikin Altherma 3 H MT/HT F 136
Daikin Altherma 3 H MT/HT ECH$_2$O 144
Daikin Altherma 3 H MT/HT W 154
Daikin Altherma R HT 162
Daikin Altherma M HW 166
NEW Daikin Altherma M HW 2nd GEN 166
Daikin Altherma M HW 172
Daikin Altherma R HW 174
Daikin Altherma R Flex Type HT HW 176
Daikin Altherma R Flex Type 178
Daikin Altherma Ground source heat pump 180
Daikin Altherma 3 GEO 180
Daikin Altherma Hybrid heat pump 188
Daikin Altherma R Hybrid 191
Daikin Altherma R Hybrid + multi 192
Daikin Altherma H Hybrid 196

Boilers 203

Condensing boilers 204
Gas condensing boilers 206
Daikin Altherma 3 C Gas W (D2C/TND*) 206
Daikin Altherma 3 C Gas W (D2CNL) 212
Daikin Altherma C Gas W 214
Flue-gas evacuation system 216

Tanks 221

Thermal stores and tanks 222

Controllers 227

Wired remote controller 228
Individual room controllers 232
NEW Onecta App 234

Heat emitters 237

Daikin Altherma HPC floor standing 240
Daikin Altherma HPC wall mounted 242
Daikin Altherma HPC concealed 243
Daikin Altherma UFH 248

Solar heating systems 253

Solar panels for pressurised use and Drain-back system 260
Solar panel - pressurised system 262
Solar panels - drain-back system 264
Solar collector 267
Pump station 267

DAIKIN ALTHERMA 3 R

DAIKIN ALTHERMA 3 H

DAIKIN ALTHERMA 3 H MT & HT

Air-to-water
Mid to high temperature

DAIKIN ALTHERMA 3 GEO

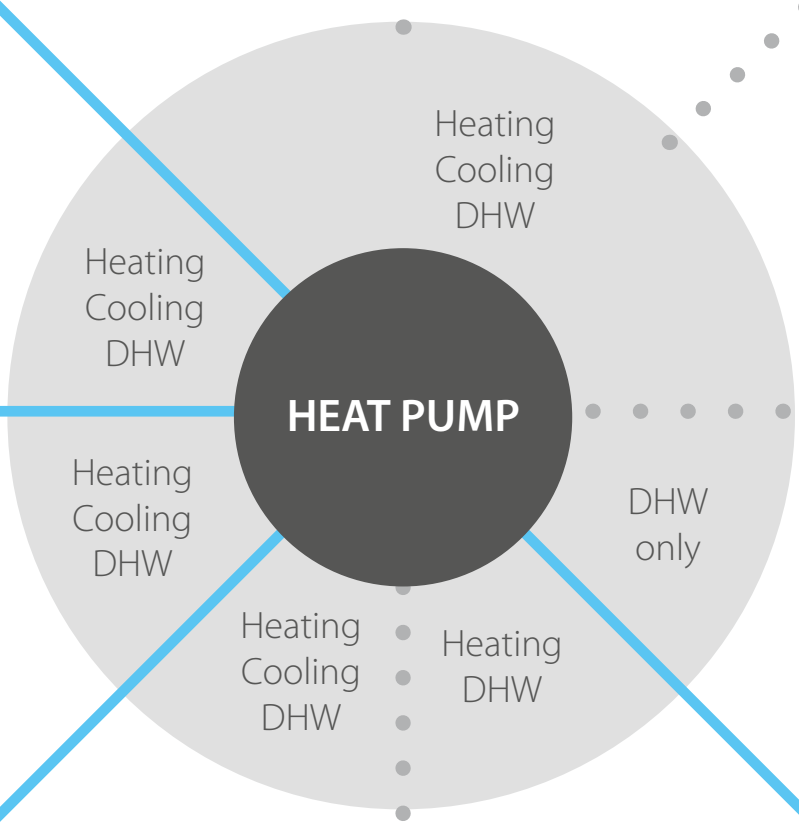

Ground source
Gas hybrid

DAIKIN ALTHERMA R HYBRID

DAIKIN ALTHERMA H HYBRID

A solution for every need

Whether you're renovating or building a new house or apartment, a Daikin heat pump is an optimal choice.

Our heat pumps integrate with a range of peripheral products to provide a custom solution that creates a healthy, comfortable climate year-round while helping you further optimize the efficiency of your heating system.

DAIKIN ALTHERMA 3 M

DAIKIN ALTHERMA M

1. HEAT EMITTERS

- Daikin Altherma HPC, heat pump convectors Page 240
- Daikin Altherma UFH, underfloor heating Page 248

DAIKIN ALTHERMA R HW

DAIKIN ALTHERMA M HW

Air-to-water
Low temperature

2. CONTROLS

- Stand By Me Page 50
- Madoka Page 229
- Individual room controls Page 232
- Onecta App Page 234

3. HEAT COLLECTORS

- Daikin Altherma ST, solar thermal solutions Page 253

Stand By Me,
a journey to customer satisfaction

It's time to relax. With your customer's new Daikin installation and Stand By Me service program, you can rest assured they are benefiting from the best comfort, energy efficiency, usability and service available on the market. Stand By Me eliminates your clients' worries and provides them with a free, extended warranty, quick follow-up from Daikin service providers, and additional warranties for specific parts.

Get on board on our train to ultimate customer satisfaction

On our underground map you can discover all the tools we offer to Daikin installers to help them from the first point of contact with a new client, to the maintenance and repair after installation.

1

Heating Solutions Navigator
Provide the best fit solution for your customers homes

Web portal · Professionals

2

Daikin e-Care
Access to registration, configuration and trouble shooting

Mobile app · Professionals

3

Stand By Me
Manage your installation database and offer comfort and service to your customer

Web portal · Professionals

4

Onecta App
End-user app to control the residential unit

Mobile app · Consumer

NEW

Discover the new features

We keep investing in the support towards our installers. With your Daikin account, you have access to Stand By Me and the Heating Solutions Navigator online. Use the same account to access the Daikin e-Care app. The tools offer now new features, check it out!

Heating Solutions Navigator
Newest functions:
underfloor heating, Fan Coil selection tool and ventilation quotation tool

Daikin e-Care
Newest function:
20 installer settings to solve problems remotely

Stand By Me
Newest function:
20 installer settings for remote monitoring (SBM Pro)

Onecta App
Newest function:
voice control thanks to Amazon Alexa or Google Assistant

NEW

Error notification and 20 installer settings for remote support through SBM Pro and e-care app

From the professional portal, installers can activate the remote monitoring allowing them to supervise your installation on multiple parameters, from their location. They will get an automatic notification in case there is something wrong with the installation. By changing certain settings they can improve your comfort immediately.
Save time and get a better support, thanks to these new features.

- ☑ Space heating/cooling
- ☑ Main zone & Additional zone (LWT)
- ☑ Domestic hot water
- ☑ Room (RT)
- ☑ Installer – Error handling

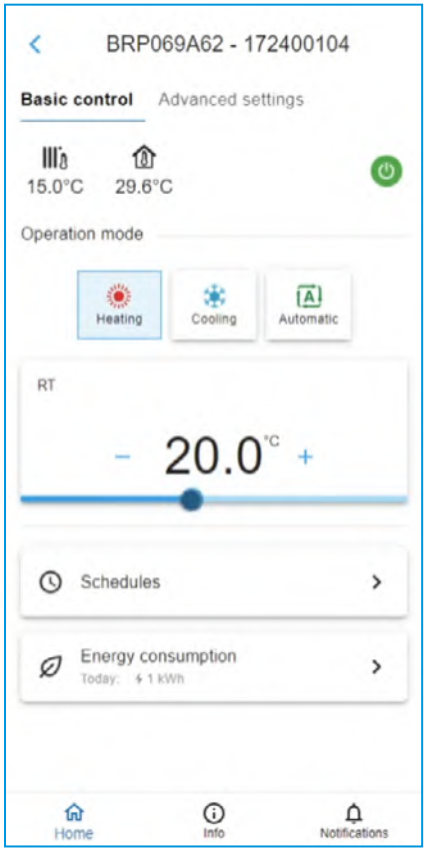

Adjust a room setpoint remotely

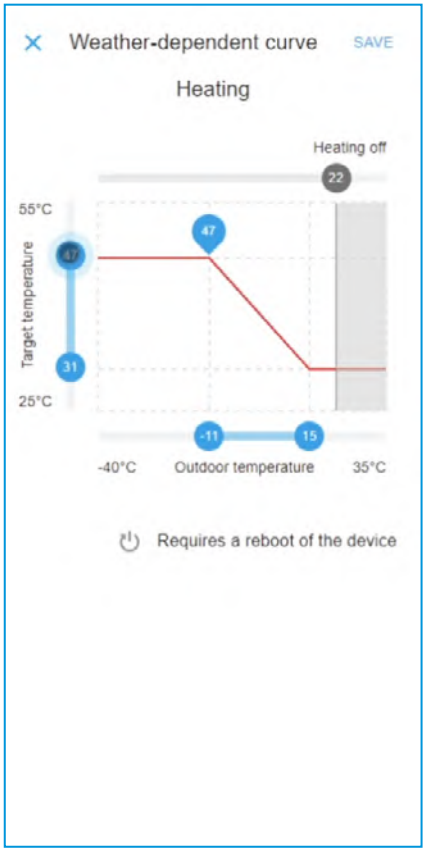

Adjust the weather-dependent curve remotely

All about the Heating Solutions Navigator

The Heating Solutions Navigator is a digital toolbox developed for Daikin professionals with the aim to assist in providing the best fit solution for your customers homes. With this tool you can configure your installation, create custom made piping & wiring diagrams, set the configuration on your installation and much more.

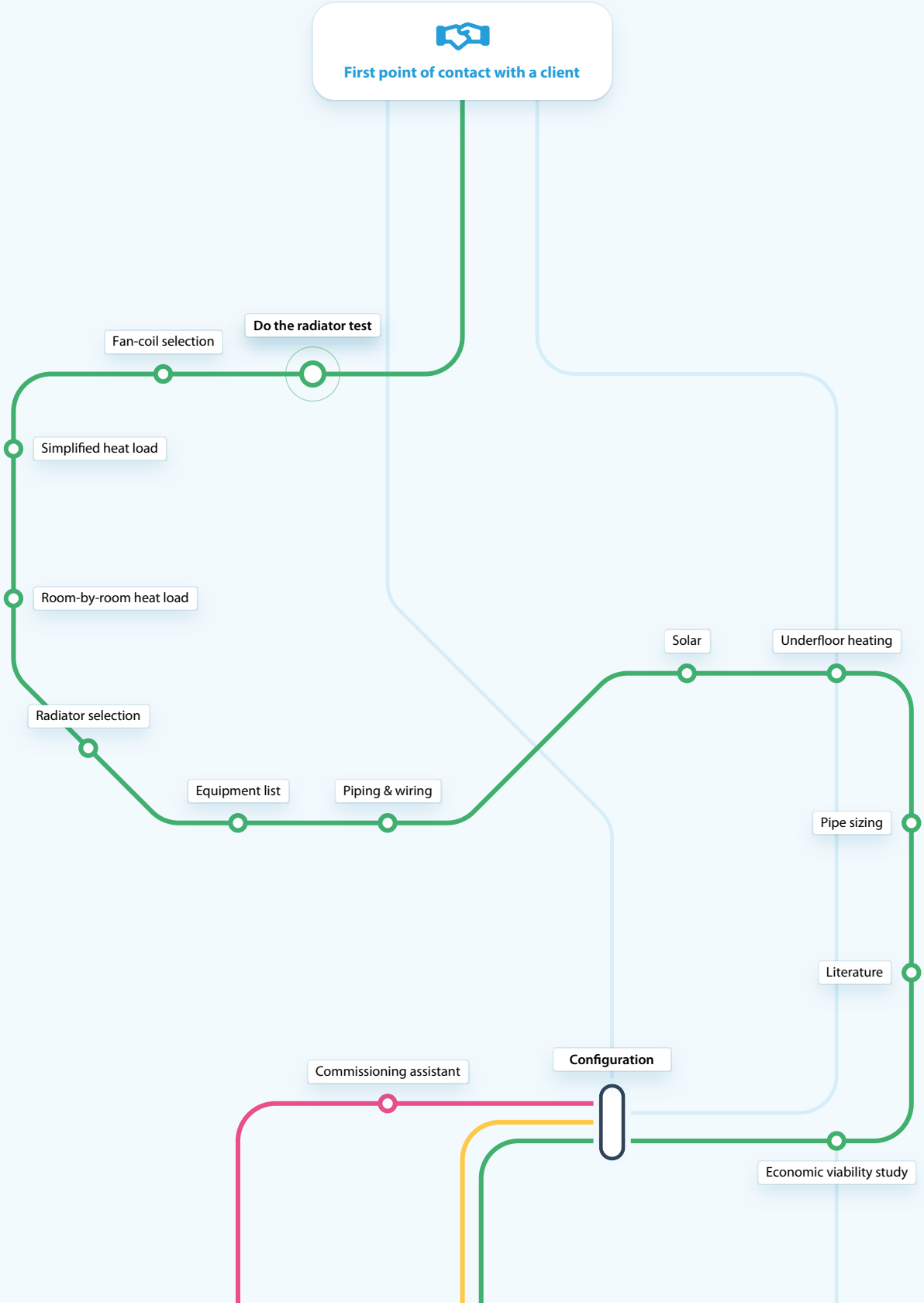

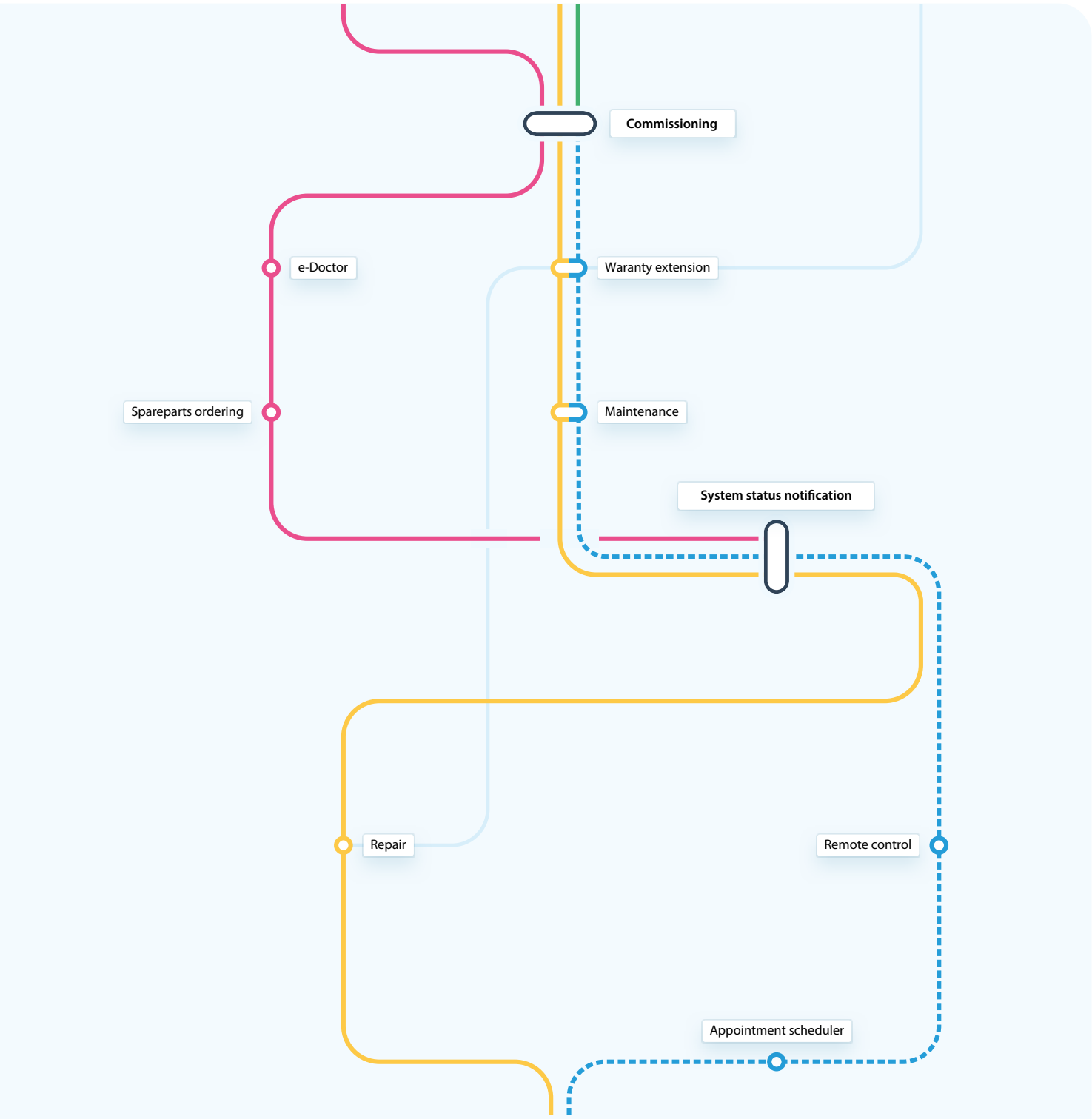

Heating Solutions Navigator

- Do the radiator test
- Fan-coil selection
- Simplified Heat load
- Room by Room heat load
- Commissioning assistant
- Equipment list
- Piping & wiring
- Solar
- Underfloor heating
- Pipe sizing
- Literature
- Economic viability study
- Configuration
- Commissioning

e-Care Mobile App

- Commissioning assistant
- Commissioning
- e-Doctor
- Spareparts ordering
- System status notifications

Stand By Me

- Configuration
- Commissioning
- Waranty extension
- System status notifications

Onecta App

- Warranty extension
- Maintenance
- Remote control
- Appointment scheduler

Heat pumps

Daikin Altherma 3 R (ERGA-E series, 4-8 kW) 56
Daikin Altherma 3 R F 58
Daikin Altherma 3 R ECH$_2$O 64
Daikin Altherma 3 R W 70
NEW Daikin Altherma 3 R (ERLA-D series, 11-16 kW) 76
Daikin Altherma 3 R F 82
Daikin Altherma 3 R ECH$_2$O 88
Daikin Altherma 3 R W 94
Daikin Altherma 3 H 100
Daikin Altherma 3 H F 102
Daikin Altherma 3 H W 108
NEW Daikin Altherma 3 M 114
Daikin Altherma M 124
NEW Daikin Altherma 3 H MT/HT 128
Daikin Altherma 3 H MT/HT F 136
Daikin Altherma 3 H MT/HT ECH$_2$O 144
Daikin Altherma 3 H MT/HT W 154
Daikin Altherma R HT 162
Daikin Altherma M HW 166
NEW Daikin Altherma M HW 2nd GEN 166
Daikin Altherma M HW 172
Daikin Altherma R HW 174
Daikin Altherma R Flex Type HT HW 176
Daikin Altherma R Flex Type 178
Daikin Altherma Ground source heat pump 180
Daikin Altherma 3 GEO 180
Daikin Altherma Hybrid heat pump 188
Daikin Altherma R Hybrid 191
Daikin Altherma R Hybrid + multi 192
Daikin Altherma H Hybrid 196

Daikin Altherma 3 R

powered by Bluevolution with R-32 refrigerant

Why choose **Daikin Altherma 3 R**?

Bluevolution technology combines very high efficient compressors developed by Daikin with the future of refrigerants: R-32.

High performance

› Leaving water temperature up to 65 °C at high efficiency
› Suitable for both underfloor heating and radiators
› Pedigree trademark in forst protection down to -25°C, ensuring reliable operation even in the coldest climates

› The Bluevolution technology offers the highest performance:
- Seasonal efficiency up to A+++
- Heating efficiency up to a COP of 5,1 (at 7 °C/35 °C)
- Domestic hot water efficiency up to COP of 3,3 (EN16147)

› Available in 4, 6 and 8 kW

Easy to install

› Delivered ready to operate: all key hydraulic elements are factory mounted
› All servicing can be done from the front and all pipings can be accessed at the top of the unit
› Black and white modern design
› Reduced installation time: the outdoor unit is tested and charged with refrigerant

Easy commissioning

› Integrated high resolution colour interface
› Quick wizard allowing commissioning in maximum 9 easy steps to have the full system ready to operate
› Configuration can take place remotely to upload later on the unit after the day of the installation

Easy to control

› The combined effect of the Daikin Altherma weather dependent set-point controls and its inverter compressor ensures consistent room temperatures at all times.
› Control your system from anywhere at any time via the Onecta app. This online controller allows adjustment of home comfort levels to suit individual preferences while achieving further energy efficiencies. The R-32 Daikin Altherma 3 R range can also be fully integrated with other home control systems

Control with Onecta app

Daikin Altherma 3 R offers a wide range to adapt to your customers needs

- **Best seasonal efficiencies** providing the highest savings on running costs
- Perfect fit for **new buildings,** as well as for low energy houses
- A leaving water temperature up to 65 °C

makes it also **a suitable choice for refurbishments**

To cover all applications, the Daikin Altherma 3 R is available in

3 different indoor units

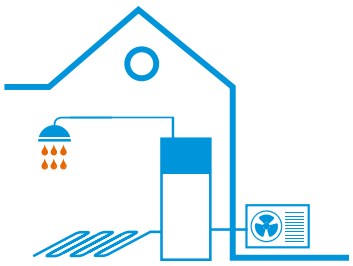

Daikin Altherma 3 R F

Floor standing unit with integrated domestic hot water tank

Compact and yet 100% comfort guaranteed

- All components and connections are factory mounted
- Very small 595 x 625 mm installation footprint required
- Minimum electrical input with constantly available hot water
- Dedicated Bi-Zone models available: two temperature zones automatically regulated by the same indoor unit
- Modern stylish design available in white or silver-grey
- Compatible with the Onecta app
- Voice control available

Daikin Altherma 3 R ECH_2O

Floor standing unit with integrated ECH_2O tank

Integrated solar unit and domestic hot water tank

- Maximising renewable energy with top comfort for hot water preparation
- Solar support for domestic hot water
- Lightweight plastic tank
- Bivalent option: can be combined with a secondary heat source
- App control available

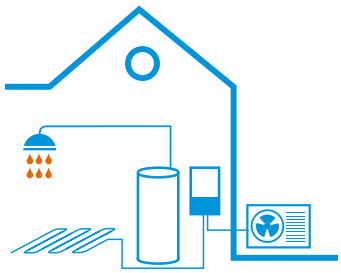

Daikin Altherma 3 R W

Wall mounted unit

High flexibility for installation and domestic hot water connection

- Compact unit with small installation (almost no side clearance is required)
- Can be combined with a space separate domestic hot water tank up to 500 litres, with or without solar support
- Stylish modern design
- Compatible with the Onecta app
- Voice control available

DESIGN AWARD 2018

reddot award 2018 winner

R-32

BLUEVOLUTION

Daikin Altherma 3 R F

floor standing unit with integrated domestic hot water tank

Why choose Daikin floor standing unit with integrated domestic hot water tank?

The Daikin Altherma 3 floor standing unit is the ideal system **to deliver heating, domestic hot water and cooling** for new build and low energy houses.

All in one system to save installation space and time

- A combined stainless steel domestic hot water tank of 180 or 230 L and heatpump ensures a faster installation compared to traditional systems
- Inclusion of all hydraulic components means no third party components are required
- PCB board and hydraulic components are located in the front for easy access
- Small installation footprint of 595 x 625 mm
- Integrated back-up heater choice of 3, 6, 9 kW
- Dedicated Bi-Zone models allowing temperature monitoring for 2 zones connect underfloor heating to radiators for optimise efficiency

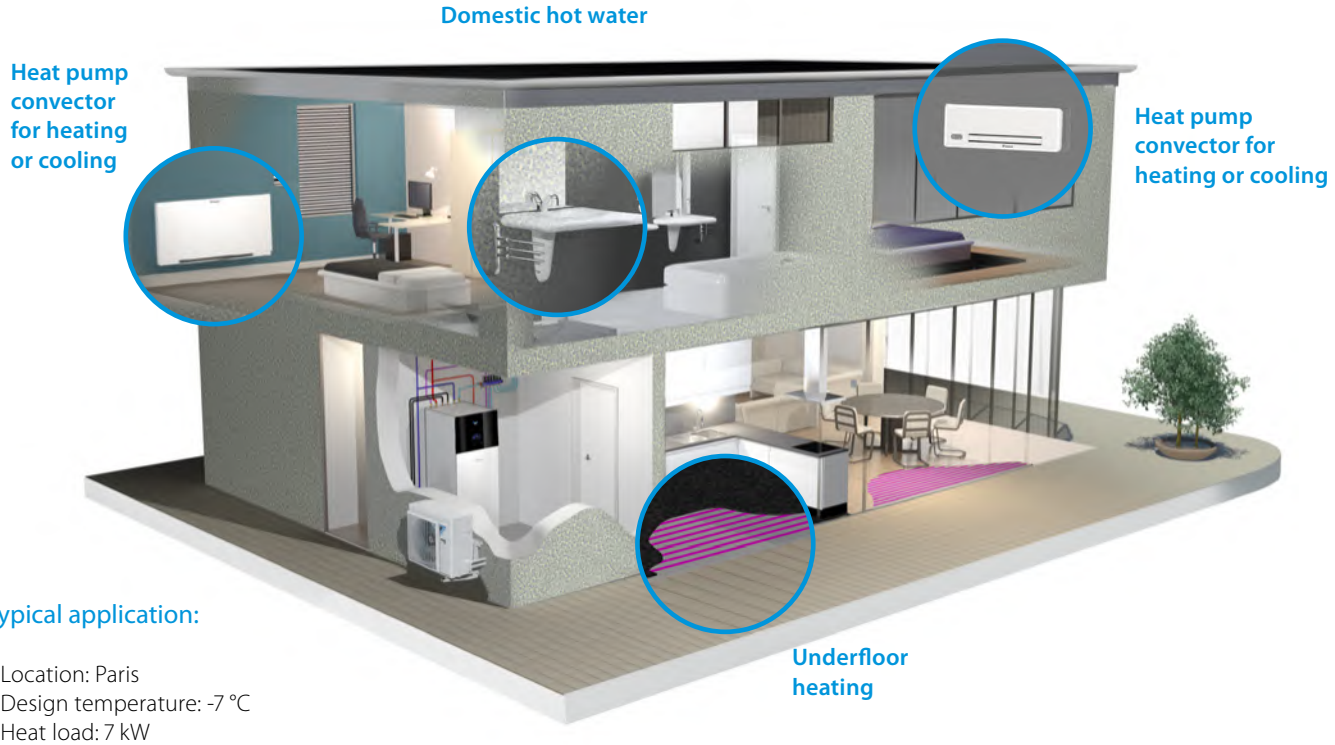

Typical application:

- Location: Paris
- Design temperature: -7 °C
- Heat load: 7 kW
- Heating off temperature: 16 °C

All-in one design

Reduces the installation footprint and height

Compared to the traditional split version for a wall mounted indoor unit and a separate domestic hot water tank, the integrated indoor unit greatly reduces the installation space required.

With a small footprint of 595 x 625 mm, the integrated indoor unit has a similar footprint when compared to other household appliances.

For installation projects, almost no side clearance is necessary as the piping is located at the top of the unit.

With an installation height of 1,65 m for a 180 L tank and 1,85 m for a 230 L tank, the required installation height is less than 2 m.

The compactness of the integrated indoor unit is emphasised by its sleek design and modern look, easy blending in with other household appliances.

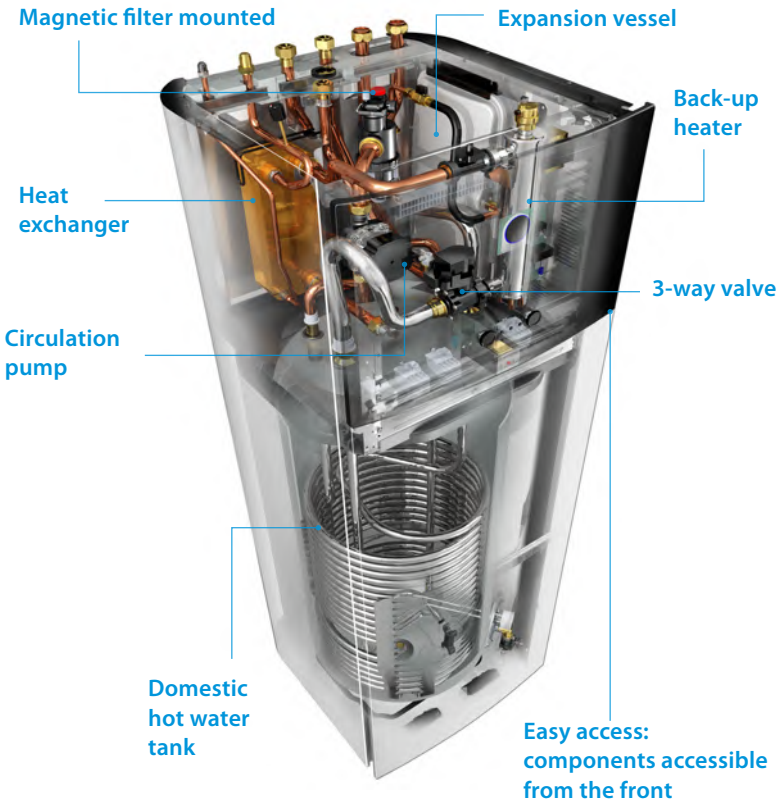

Advanced user interface

The Daikin Eye

The intuitive Daikin eye shows you in real time the status of the system. Blue is perfect! Should the eye turn red, an error has occured.

Quick to configure

Log in and you'll be able to completely configure the unit via the new interface in less than 10 steps. You can even check if the unit is ready for use by running test cycles!

Easy operation

Work super-fast with the new interface. It's super easy to use with just a few buttons and 2 navigational knobs.

Beautiful design

The interface was especially designed to be very intuitive. The high contrasted colour screen delivers stunning and practical visuals that really help you as installer or service engineer.

Integrated indoor unit



DAIKIN altherma

BLUEVOLUTION

Daikin Altherma 3 R F

Floor standing air to water heat pump for **heating and hot water**; ideal for low energy houses

- A combined stainless steel domestic hot water tank of 180 or 230 L and heat pump for easy installation
- Inclusion of all hydraulic components means no third party components are required
- PCB board and hydraulic components are located in the front for easy access
- Small installation footprint of 595 x 625 mm
- Integrated back-up heater choice of 6 or 9 kW
- Outdoor unit extracts heat from the outdoor air, even at -25 °C
- Compatible with the Onecta app
- Voice control available

up to A+++ A+ 65 °C R-32

011-1W0218 → 222
011-1W0245, 247
011-1W0249 → 251

More details and final information can be found by scanning or clicking the QR codes.

EHVH-E6V EHVH-E9W ERGA-EV ERGA-EVH

Efficiency data				EHVH + ERGA	04S18E 6V+ 04EV	04S23E 6V+ 04EV	08S18E6V/ E9W + 06EVH	08S23E6V/ E9W + 06EVH	08S18E6V/ E9W + 08EVH	08S23E6V/ E9W + 08EVH
Heating capacity	Nom.			kW	4.30 (1) / 4.60 (2)		6.00 (1) / 5.90 (2)		7.50 (1) / 7.80 (2)	
Power input	Heating	Nom.		kW	0.850 (1) / 1.26 (2)		1.24 (1) / 1.69 (2)		1.63 (1) / 2.23 (2)	
COP					5.10 (1) / 3.65 (2)		4.85 (1) / 3.50 (2)		4.60 (1) / 3.50 (2)	
Space heating	Average climate water outlet 55 °C	General	SCOP		3.26				3.32	
			ηs (Seasonal space heating efficiency)	%	127				130	
			Seasonal space heating eff. class		A++					
	Average climate water outlet 35 °C	General	SCOP		4.48		4.47		4.56	
			ηs (Seasonal space heating efficiency)	%	176				179	
			Seasonal space heating eff. class		A+++					
Domestic hot water heating	General	Declared load profile			L	XL	L	XL	L	XL
	Average climate	ηwh (water heating efficiency)		%	125	133	125	133	125	133
		Water heating energy efficiency class			A+					

Indoor Unit				EHVH	04S18E6V	04S23E6V	08S18E6VH/E9WH	08S23E6VH/E9WH	08S18E6VH/E9WH	08S23E6VH/E9WH
Casing	Colour				White + Black					
	Material				Resin / Sheet metal					
Dimensions	Unit	Height x Width x Depth		mm	1,650 x 595 x 625	1,850 x 595 x 625	1,650 x 595 x 625	1,850 x 595 x 625	1,650 x 595 x 625	1,850 x 595 x 625
Weight	Unit			kg	119	128	119	128	119	128
Tank	Water volume			l	180	230	180	230	180	230
	Maximum water temperature			°C	70					
	Maximum water pressure			bar	10					
	Corrosion protection				Pickling					
Operation range	Heating	Ambient	Min.~Max.	°C	5~30					
		Water side	Min.~Max.	°C	15 ~65					
	Domestic hot water	Ambient	Min.~Max.	°CDB	5~35					
		Water side	Max.	°C	70					
Sound power level	Nom.			dBA	42					
Sound pressure level	Nom.			dBA	28					

Outdoor Unit				ERGA	04EV	06EVH	08EVH
Dimensions	Unit	Height x Width x Depth		mm	740 x 884 x 388		
Weight	Unit			kg	58.5		
Compressor	Quantity				1		
	Type				Hermetically sealed swing compressor		
Operation range	Cooling	Min.~Max.		°CDB	10~43		
	Domestic hot water	Min.~Max.		°CDB	-25~35		
Refrigerant	Type				R-32		
	GWP				675.0		
	Charge			kg	1.50		
	Charge			TCO₂Eq	1.01		
	Control				Expansion valve		
Sound power level	Heating	Nom.		dBA	58	60	62
	Cooling	Nom.		dBA	61	62	
Sound pressure level	Heating	Nom.		dBA	44	47	49
	Cooling	Nom.		dBA	48	49	50
Power supply	Name/Phase/Frequency/Voltage			Hz/V	V3/1N~/50/230		
Current	Recommended fuses			A	25		

(1) Cooling Ta 35 °C - LWE 18 °C (DT = 5 °C); heating Ta DB/WB 7 °C/6 °C - LWC 35 °C (DT = 5 °C) (2) Cooling Ta 35 °C - LWE 7 °C (DT = 5 °C); heating Ta DB/WB 7 °C/6 °C - LWC 45 °C (DT = 5 °C).
This product contains fluorinated greenhouse gases.

DAIKIN altherma

BLUEVOLUTION

Daikin Altherma 3 R F

Floor standing air to water heat pump for **heating, cooling and hot water**; ideal for low energy houses

- A combined stainless steel domestic hot water tank of 180 or 230 L and heat pump for easy installation
- Inclusion of all hydraulic components means no third party components are required
- PCB board and hydraulic components are located in the front for easy access
- Small installation footprint of 595 x 625 mm
- Integrated back-up heater choice of 3, 6, 9 kW
- Outdoor unit extracts heat from the outdoor air, even at -25 °C
- Compatible with the Onecta app
- Voice control available

011-1W0218 → 222
011-1W0245, 247
011-1W0249 → 251

More details and final information can be found by scanning or clicking the QR codes.

up to A+++ A+ 65 °C R-32

EHVX-E3V EHVX-E6V EHVX-E9W ERGA-EV ERGA-EVH

Efficiency data				EHVX + ERGA		04S18E3V/ E6V + 04EV		04S23E3V/ E6V + 04EV		08S18E6V/ E9W + 06EVH	08S23E6V/ E9W + 06EVH	08S18E6V/ E9W + 08EVH	08S23E6V/ E9W + 08EVH
Heating capacity	Nom.				kW	4.30 (1) / 4.60 (2)				6.00 (1) / 5.90 (2)		7.50 (1) / 7.80 (2)	
Power input	Heating	Nom.			kW	0,850 (1) / 1.26 (2)				1.24 (1) / 1.69 (2)		1.63 (1) / 2.23 (2)	
Cooling capacity	Nom.				kW	4.86 (1) / 4.52 (2)				5.96 (1) / 5.09 (2)		6.25 (1) / 5.44 (2)	
Power input	Cooling	Nom.			kW	0.810 (1) / 1.36 (2)				1.06 (1) / 1.55 (2)		1.16 (1) / 1.73 (2)	
COP						5.10 (1) / 3.65 (2)				4.85 (1) / 3.50 (2)		4.60 (1) / 3.50 (2)	
EER						5.98 (1) / 3.32 (2)				5.61 (1) / 3.28 (2)		5.40 (1) / 3.14 (2)	
Space heating	Average climate water outlet 55 °C	General	SCOP			3.29				3.28		3.35	
			ηs (Seasonal space heating efficiency)		%	129				128		131	
			Seasonal space heating eff. class			A++							
	Average climate water outlet 35 °C	General	SCOP			4.54				4.52		4.61	
			ηs (Seasonal space heating efficiency)		%	179				178		181	
			Seasonal space heating eff. class			A+++							
Domestic hot water heating	General	Declared load profile				L		XL		L	XL	L	XL
	Average climate	ηwh (water heating efficiency)			%	127	125	134	133	125	133	125	133
		Water heating energy efficiency class				A+							

Indoor Unit				EHVX	04S18E3V/E6V	04S23E3V/E6V	08S18E6V/E9W	08S23E6V/E9W	08S18E6V/E9W	08S23E6V/E9W
Casing	Colour				White + Black					
	Material				Resin / Sheet metal					
Dimensions	Unit	Height x Width x Depth		mm	1,650 x 595 x 625	1,850 x 595 x 625	1,650 x 595 x 625	1,850 x 595 x 625	1,650 x 595 x 625	1,850 x 595 x 625
Weight	Unit			kg	119	128	119	128	119	128
Tank	Water volume			l	180	230	180	230	180	230
	Maximum water temperature			°C	70					
	Maximum water pressure			bar	10					
	Corrosion protection				Pickling					
Operation range	Heating	Ambient	Min.~Max.	°C	5~30					
		Water side	Min.~Max.	°C	15 ~65					
	Cooling	Ambient	Min.~Max.	°CDB	5~35					
		Water side	Min.~Max.	°C	5~22					
	Domestic hot water	Ambient	Min.~Max.	°CDB	5~35					
		Water side	Max.	°C	70					
Sound power level	Nom.			dBA	42					
Sound pressure level	Nom.			dBA	28					

Outdoor Unit			ERGA	04EV	06EVH	08EVH
Dimensions	Unit	Height x Width x Depth	mm	740 x 884 x 388		
Weight	Unit		kg	58.5		
Compressor	Quantity			1		
	Type			Hermetically sealed swing compressor		
Operation range	Cooling	Min.~Max.	°CDB	10~43		
	Domestic hot water	Min.~Max.	°CDB	-25~35		
Refrigerant	Type			R-32		
	GWP			675.0		
	Charge		kg	1.50		
	Charge		TCO_2Eq	1.01		
	Control			Expansion valve		
Sound power level	Heating	Nom.	dBA	58	60	62
	Cooling	Nom.	dBA	61	62	
Sound pressure level	Heating	Nom.	dBA	44	47	49
	Cooling	Nom.	dBA	48	49	50
Power supply	Name/Phase/Frequency/Voltage		Hz/V	V3/1N~/50/230		
Current	Recommended fuses		A	25		

(1) Cooling Ta 35 °C - LWE 18 °C (DT = 5 °C); heating Ta DB/WB 7 °C/6 °C - LWC 35 °C (DT = 5 °C) (2) Cooling Ta 35 °C - LWE 7 °C (DT = 5 °C); heating Ta DB/WB 7 °C/6 °C - LWC 45 °C (DT = 5 °C).
This product contains fluorinated greenhouse gases.

Daikin Altherma 3 R F

Floor standing integrated with **two different temperature zones monitoring**

- A combined stainless steel domestic hot water tank of 180 or 230 L and heat pump for easy installation
- Inclusion of all hydraulic components means no third party components are required
- PCB board and hydraulic components are located in the front for easy access
- Small installation footprint of 595 x 625 mm
- Integrated back-up heater choice of 6 or 9 kW
- Outdoor unit extracts heat from the outdoor air, even at -25 °C
- Compatible with the Onecta app
- Voice control available

up to A+++ A+ 65 °C R-32

011-1W0218 → 222

More details and final information can be found by scanning or clicking the QR codes.

EHVZ-E6V EHVZ-E9W ERGA-EV ERGA-EVH

Efficiency data				EHVZ + ERGA	04S18 E6V + 04EV	08S18 E6V/E9W + 06EVH	08S23 E6V/E9W + 06EVH	08S18 E6V/E9W + 08EVH	08S23 E6V/E9W + 08EVH
Heating capacity	Nom.			kW	4.30 (1) / 4.60 (2)	6.00 (1) / 5.90 (2)		7.50 (1) / 7.80 (2)	
Power input	Heating	Nom.		kW	0.850 (1) / 1.26 (2)	1.24 (1) / 1.69 (2)		1.63 (1) / 2.23 (2)	
COP					5.10 (1) / 3.65 (2)	4.85 (1) / 3.50 (2)		4.60 (1) / 3.50 (2)	
Space heating	Average climate water outlet 55 °C	General	SCOP		3.26			3.32	
			ηs (Seasonal space heating efficiency)	%	127			130	
			Seasonal space heating eff. class		A++				
	Average climate water outlet 35 °C	General	SCOP		4.48	4.47		4.56	
			ηs (Seasonal space heating efficiency)	%	176			179	
			Seasonal space heating eff. class		A+++				
Domestic hot water heating	General	Declared load profile			L		XL	L	XL
	Average climate	ηwh (water heating efficiency)		%	125		133	125	133
		Water heating energy efficiency class			A+				

Indoor Unit				EHVZ	04S18E6V	08S18E6V/E9W	08S23E6V/E9W	08S18E6V/E9W	08S23E6V/E9W
Casing	Colour				White + Black				
	Material				Resin / Sheet metal				
Dimensions	Unit	Height x Width x Depth		mm	1,650 x 595 x 625		1,850 x 595 x 625	1,650 x 595 x 625	1,850 x 595 x 625
Weight	Unit			kg	125		133	125	133
Tank	Water volume			l	180		230	180	230
	Maximum water temperature			°C	70				
	Maximum water pressure			bar	10				
	Corrosion protection				Pickling				
Operation range	Heating	Ambient	Min.~Max.	°C	5~30				
		Water side	Min.~Max.	°C	15 ~65				
	Domestic hot water	Ambient	Min.~Max.	°CDB	5~35				
		Water side	Max.	°C	70				
Sound power level	Nom.			dBA	42				
Sound pressure level	Nom.			dBA	28				

Outdoor Unit			ERGA	04EV	06EVH	08EVH
Dimensions	Unit	Height x Width x Depth	mm	740 x 884 x 388		
Weight	Unit		kg	58.5		
Compressor	Quantity			1		
	Type			Hermetically sealed swing compressor		
Operation range	Cooling	Min.~Max.	°CDB	10~43		
	Domestic hot water	Min.~Max.	°CDB	-25~35		
Refrigerant	Type			R-32		
	GWP			675.0		
	Charge		kg	1.50		
	Charge		TCO₂Eq	1.01		
	Control			Expansion valve		
Sound power level	Heating	Nom.	dBA	58	60	62
	Cooling	Nom.	dBA	61	62	
Sound pressure level	Heating	Nom.	dBA	44	47	49
	Cooling	Nom.	dBA	48	49	50
Power supply	Name/Phase/Frequency/Voltage		Hz/V	V3/1N~/50/230		
Current	Recommended fuses		A	25		

(1) Cooling Ta 35 °C - LWE 18 °C (DT = 5 °C); heating Ta DB/WB 7 °C/6 °C - LWC 35 °C (DT = 5 °C) (2) Cooling Ta 35 °C - LWE 7 °C (DT = 5 °C); heating Ta DB/WB 7 °C/6 °C - LWC 45 °C (DT = 5 °C).
This product contains fluorinated greenhouse gases.

DAIKIN
R32

Floor standing unit with integrated ECH$_2$O tank

The Daikin Altherma low temperature split integrated ECH$_2$O is renowned for its ability to maximise renewable energy sources to provide the ultimate comfort in heating, domestic hot water and cooling.

Intelligent storage management

- The unit is 'Smart Grid' ready to take advantage of low energy tariffs and efficiently store thermal energy for space heating and domestic hot water
- Continuous heating during defrost mode and use of stored heat for space heating (500 l tank only)
- Electronic management of both heat pump and ECH$_2$O thermal store maximises energy efficiency, as well as convenient heating and domestic hot water
- Achieves the highest standards for water sanitation
- Uses more renewable energy with solar connection

Innovative and high-quality tank

- Lightweight plastic tank
- No corrosion, anode, scale or lime deposits
- Contains impact resistant polypropylene inner and outer walls filled with high-grade insulation foam to reduce heat losses to a minimum

Combinable with other heat sources

- The bivalent option allows heat from other sources such as oil, gas or pellet-fired boilers to be stored in the solar system, further lowering energy consumption

ECH$_2$O

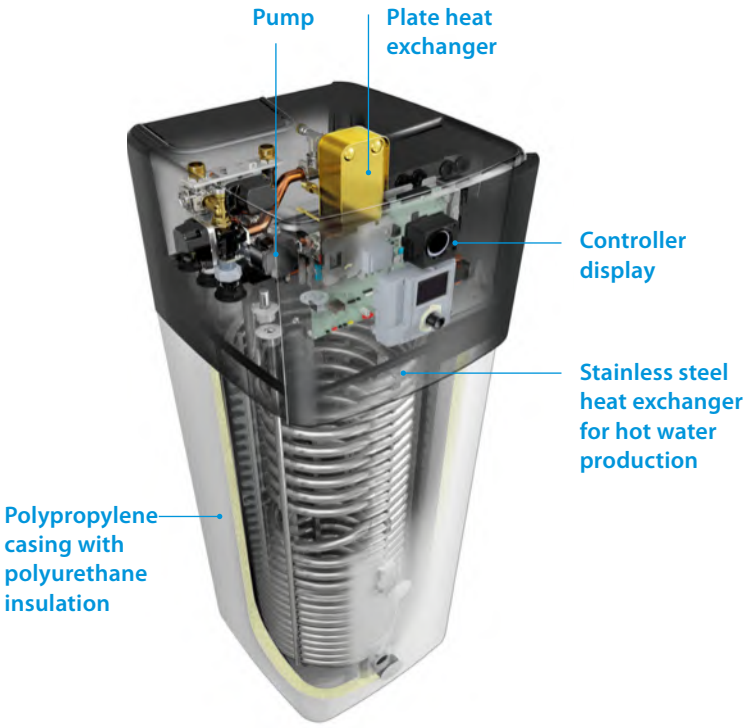

Advanced user interface

The Daikin-Eye

The intuitive Daikin eye shows you in real time the status of your system. Blue is perfect! Should the eye turn red, an error has occurred.

Quick to configure

Log in and you'll be able to completely configure the unit in less than 10 steps. You can even check if the unit is ready for use by running test cycles!

Easy operation

The user interface works really fast thanks to its icon-based menus.

Beautiful design

The interface was especially designed to be very intuitive. The high contrasted colour screen delivers stunning and practical visuals that really help you as installer or service engineer.

ECH_2O thermal store range: additional hot water comfort

Combine your indoor unit with a thermal store to achieve the ultimate comfort at home

- Fresh water principle: receive domestic hot water on demand while eliminating the risk of contamination and sedimentation
- Optimal domestic hot water performance: the low temperature evolution enables high tapping performance
- Fit for the future: possibility to integrate with renewable solar energy and other heat sources, e.g. fireplace
- Lightweight and robust build of the unit combined with the cascade principle offers flexible installation options

Pressureless (drain-back) solar system (EHSH-E, EHSX-E)

- The solar collectors are only filled with water when sufficient heating is provided by the sun
- The pumps in the control and pump unit switch on briefly and fill the collectors with storage tank water
- After filling, water circulation is maintained by the remaining pump

Pressurised solar system (EHSHB-E, EHSXB-E)

- System is filled with heat transfer fluid with the correct amount of antifreeze to avoid freezing in winter
- System is pressurised and sealed

Monthly energy consumption of an average detached house

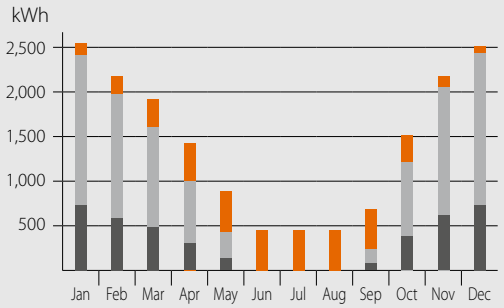

- Utilisation of solar energy for domestic hot water and central heating
- Heat pump (environmental heat)
- Auxiliary energy (electricity)

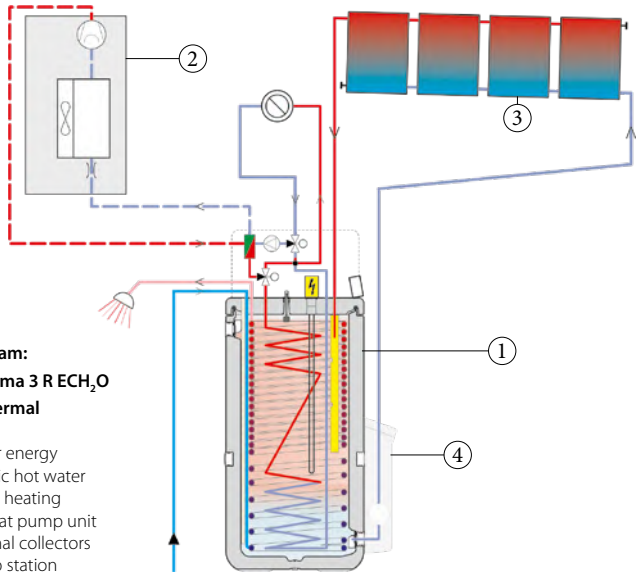

System diagram:
Daikin Altherma 3 R ECH_2O with solar thermal

1 Use of solar energy for domestic hot water and central heating
2 External heat pump unit
3 Solar thermal collectors
4 Solar pump station

DAIKIN altherma

BLUEVOLUTION

Daikin Altherma 3 R ECH$_2$O

Floor standing air to water heat pump for **heating and hot water** with thermal solar support

- Integrated solar unit, offering top comfort in heating and hot water
- Maximum use of renewable energy: uses heat pump technology for heating and solar support for space heating and domestic hot water production
- Fresh water principle: hygienic water, with no need for thermal legionella disinfection
- Maintenance-free tank: no corrosion, anode, scale or lime deposits, and no loss of water through safety valve
- Solar support of domestic hot water with pressureless (drain-back) solar system
- Heat loss is reduced to a minimum thanks to the high quality insulation
- App control possible for managing heating, hot water and cooling operation
- Outdoor unit extracts heat from the outdoor air, even at -25 °C
- Possible to connect to photovoltaïc solar panels to provide energy for your heat pump
- Compatible with the Onecta app
- Voice control available

up to A+++ A+ 65 °C R-32

011-1W0262
011-1W0264 → 267

More details and final information can be found by scanning or clicking the QR codes.

EHSH-E ERGA-EV ERGA-EVH

Efficiency data				EHSH + ERGA	04P30E + 04EV	08P30E + 06EVH	08P50E + 06EVH	08P30E + 08EVH	08P50E + 08EVH
Heating capacity	Nom.			kW	4.30 (1) / 4.60 (2)	6.00 (1) / 5.90 (2)		7.50 (1) / 7.80 (2)	
Power input	Heating	Nom.		kW	0.84 (1) / 1.26 (2)	1.24 (1) / 1.69 (2)		1.63 (1) / 2.23 (2)	
COP					5.10 (1) / 3.65 (2)	4.85 (1) / 3.50 (2)		4.60 (1) / 3.50 (2)	
Space heating	Average climate water outlet 55 °C	General	SCOP		3.26			3.32	
			ηs (Seasonal space heating efficiency)	%	127			130	
			Seasonal space heating eff. class		A++				
	Average climate water outlet 35 °C	General	SCOP		4.48	4.47		4.56	
			ηs (Seasonal space heating efficiency)	%	176			179	
			Seasonal space heating eff. class		A+++				
Domestic hot water heating	General	Declared load profile			L		XL	L	XL
	Average climate	ηwh (water heating efficiency)		%	118		125	118	125
		Water heating energy efficiency class			A+				

Indoor Unit				EHSH	04P30E	08P30E	08P50E	08P30E	08P50E
Casing	Colour				Traffic white (RAL9016) / Traffic black (RAL9017)				
	Material				Impact resistant polypropylene				
Dimensions	Unit	Height x Width x Depth		mm	1,892 x 594 x 644		1,905 x 792 x 812	1,892 x 594 x 644	1,905 x 792 x 812
Weight	Unit			kg	77		107	77	107
Tank	Water volume			l	294		477	294	477
	Maximum water temperature			°C	85				
Operation range	Heating	Ambient	Min.~Max.	°C	-25~25				
		Water side	Min.~Max.	°C	18~65				
	Domestic hot water	Ambient	Min.~Max.	°CDB	-25~35				
		Water side	Min.~Max.	°C	25~55				
Sound power level	Nom.			dBA	39				

Outdoor Unit			ERGA	04EV	06EVH	08EVH
Dimensions	Unit	Height x Width x Depth	mm	740 x 884 x 388		
Weight	Unit		kg	58.5		
Compressor	Quantity			1		
	Type			Hermetically sealed swing compressor		
Operation range	Cooling	Min.~Max.	°CDB	10.0~43.0		
	Domestic hot water	Min.~Max.	°CDB	-25 ~35		
Refrigerant	Type			R-32		
	GWP			675.0		
	Charge		kg	1.50		
	Charge		TCO_2Eq	1.01		
	Control			Expansion valve		
Sound power level	Heating	Nom.	dBA	58	60	62
	Cooling	Nom.	dBA	61	62	
Sound pressure level	Heating	Nom.	dBA	44	47	49
	Cooling	Nom.	dBA	48	49	50
Power supply	Name/Phase/Frequency/Voltage		Hz/V	V3/1N~/50/230		
Current	Recommended fuses		A	25		

(1) Cooling Ta 35 °C - LWE 18 °C (DT = 5 °C); heating Ta DB/WB 7 °C/6 °C - LWC 35 °C (DT = 5 °C) (2) Cooling Ta 35 °C - LWE 7 °C (DT = 5 °C); heating Ta DB/WB 7 °C/6 °C - LWC 45 °C (DT = 5 °C).
This product contains fluorinated greenhouse gases.

DAIKIN altherma

BLUEVOLUTION

Daikin Altherma 3 R ECH$_2$O

Floor standing air to water heat pump for **bivalent heating and hot water** with thermal solar support

- Integrated solar unit, offering top comfort in heating and hot water
- Maximum use of renewable energy: uses heat pump technology for heating and solar support for space heating and domestic hot water production
- Fresh water principle: hygienic water, with no need for thermal legionella disinfection
- Maintenance-free tank: no corrosion, anode, scale or lime deposits, and no loss of water through safety valve
- Bivalent system: combinable with a secondary heat source
- Heat loss is reduced to a minimum thanks to the high quality insulation
- App control possible for managing heating and hot water operation
- Compatible with the Onecta app
- Voice control available

up to A+++ A+ 65 °C R-32

011-1W0262
011-1W0264 → 267

More details and final information can be found by scanning or clicking the QR codes.

EHSHB-E ERGA-EV ERGA-EVH

Efficiency data				EHSHB + ERGA	04P30E + 04EV	08P30E + 06EVH	08P50E + 06EVH	08P30E + 08EVH	08P50E + 08EVH
Heating capacity	Nom.			kW	4.30 (1) / 4.60 (2)	6.00 (1) / 5.90 (2)		7.50 (1) / 7.80 (2)	
Power input	Heating	Nom.		kW	0.84 (1) / 1.26 (2)	1.24 (1) / 1.69 (2)		1.63 (1) / 2.23 (2)	
COP					5.10 (1) / 3.65 (2)	4.85 (1) / 3.50 (2)		4.60 (1) / 3.50 (2)	
Space heating	Average climate water outlet 55 °C	General	SCOP		3.26			3.32	
			ηs (Seasonal space heating efficiency)	%	127			130	
			Seasonal space heating eff. class		A++				
	Average climate water outlet35 °C	General	SCOP		4.48	4.47		4.56	
			ηs (Seasonal space heating efficiency)	%	176			179	
			Seasonal space heating eff. class		A+++				
Domestic hot water heating	General	Declared load profile			L		XL	L	XL
	Average climate	ηwh (water heating efficiency)		%	118		125	118	125
		Water heating energy efficiency class			A+				

Indoor Unit				EHSHB	04P30E	08P30E	08P50E	08P30E	08P50E
Casing	Colour				Traffic white (RAL9016) / Traffic black (RAL9017)				
	Material				Impact resistant polypropylene				
Dimensions	Unit	Height x Width x Depth		mm	1,892 x 594 x 644		1,905 x 792 x 812	1,892 x 594 x 644	1,905 x 792 x 812
Weight	Unit			kg	79		110	79	110
Tank	Water volume			l	294		477	294	477
	Maximum water temperature			°C	85				
Operation range	Heating	Ambient	Min.~Max.	°C	-25~25				
		Water side	Min.~Max.	°C	18~65				
	Domestic hot water	Ambient	Min.~Max.	°CDB	-25~35				
		Water side	Min.~Max.	°C	25~55				
Sound power level	Nom.			dBA	39				

Outdoor Unit			ERGA	04EV	06EVH	08EVH
Dimensions	Unit	Height x Width x Depth	mm	740 x 884 x 388		
Weight	Unit		kg	58.5		
Compressor	Quantity			1		
	Type			Hermetically sealed swing compressor		
Operation range	Cooling	Min.~Max.	°CDB	10.0~43.0		
	Domestic hot water	Min.~Max.	°CDB	-25 ~35		
Refrigerant	Type			R-32		
	GWP			675.0		
	Charge		kg	1.50		
	Charge		TCO$_2$Eq	1.01		
	Control			Expansion valve		
Sound power level	Heating	Nom.	dBA	58	60	62
	Cooling	Nom.	dBA	61	62	
Sound pressure level	Heating	Nom.	dBA	44	47	49
	Cooling	Nom.	dBA	48	49	50
Power supply	Name/Phase/Frequency/Voltage		Hz/V	V3/1N~/50/230		
Current	Recommended fuses		A	25		

(1) Cooling Ta 35 °C - LWE 18 °C (DT = 5 °C); heating Ta DB/WB 7 °C/6 °C - LWC 35 °C (DT = 5 °C) (2) Cooling Ta 35 °C - LWE 7 °C (DT = 5 °C); heating Ta DB/WB 7 °C/6 °C - LWC 45 °C (DT = 5 °C).
This product contains fluorinated greenhouse gases.

DAIKIN altherma

BLUEVOLUTION

Daikin Altherma 3 R ECH$_2$O

Floor standing air to water heat pump for **heating, cooling and hot water** with thermal solar support

- Integrated solar unit, offering top comfort in heating, hot water and cooling
- Maximum use of renewable energy: uses heat pump technology for heating and solar support for space heating and domestic hot water production
- Fresh water principle: hygienic water, with no need for thermal legionella disinfection
- Maintenance-free tank: no corrosion, anode, scale or lime deposits, and no loss of water through safety valve
- Solar support of domestic hot water with pressureless (drain-back) solar system
- Heat loss is reduced to a minimum thanks to the high quality insulation
- App control possible for managing heating, hot water and cooling operation
- Outdoor unit extracts heat from the outdoor air, even at -25 °C
- Possible to connect to photovoltaïc solar panels to provide energy for your heat pump
- Compatible with the Onecta app
- Voice control available

up to A+++ A+ 65 °C R-32

011-1W0262 → 267

More details and final information can be found by scanning or clicking the QR codes. EHSX-E ERGA-EV ERGA-EVH

Efficiency data				EHSX + ERGA	04P30E + 04EV	04P50E + 04EV	08P30E + 06EVH	08P50E + 06EVH	08P30E + 08EVH	08P50E + 08EVH
Heating capacity	Nom.			kW	4.30 (1) / 4.60 (2)		6.00 (1) / 5.90 (2)		7.50 (1) / 7.80 (2)	
Power input	Heating	Nom.		kW	0.84 (1) / 1.26 (2)		1.24 (1) / 1.69 (2)		1.63 (1) / 2.23 (2)	
Cooling capacity	Nom.			kW	4.86 (1) / 4.52 (2)		5.96 (1) / 5.09 (2)		6.25 (1) / 5.44 (2)	
Power input	Cooling	Nom.		kW	0.81 (1) / 1.36 (2)		1.06 (1) / 1.55 (2)		1.16 (1) / 1.73 (2)	
COP					5.10 (1) / 3.65 (2)		4.85 (1) / 3.50 (2)		4.60 (1) / 3.50 (2)	
EER					5.98 (1) / 3.32 (2)		5.61 (1) / 3.28 (2)		5.40 (1) / 3.14 (2)	
Space heating	Average climate water outlet 55 °C	General	SCOP		3.29		3.28		3.35	
			ηs (Seasonal space heating efficiency)	%	129		128		131	
			Seasonal space heating eff. class		A++					
	Average climate water outlet 35 °C	General	SCOP		4.54		4.52		4.61	
			ηs (Seasonal space heating efficiency)	%	179		178		181	
			Seasonal space heating eff. class		A+++					
Domestic hot water heating	General	Declared load profile			L	XL	L	XL	L	XL
	Average climate	ηwh (water heating efficiency)		%	118	125	118	125	118	125
		Water heating energy efficiency class			A+					

Indoor Unit				EHSX	04P30E	04P50E	08P30E	08P50E	08P30E	08P50E
Casing	Colour				Traffic white (RAL9016) / Traffic black (RAL9017)					
	Material				Impact resistant polypropylene					
Dimensions	Unit	Height x Width x Depth		mm	1,892 x 594 x 644	1,905 x 792 x 812	1,892 x 594 x 644	1,905 x 792 x 812	1,892 x 594 x 644	1,905 x 792 x 812
Weight	Unit			kg	77	107	77	107	77	107
Tank	Water volume			l	294	477	294	477	294	477
	Maximum water temperature			°C	85					
Operation range	Heating	Ambient	Min.~Max.	°C	-25~25					
		Water side	Min.~Max.	°C	18~65					
	Cooling	Ambient	Min.~Max.	°CDB	10~43					
		Water side	Min.~Max.	°C	5~22					
	Domestic hot water	Ambient	Min.~Max.	°CDB	-25~35					
		Water side	Min.~Max.	°C	25~55					
Sound power level	Nom.			dBA	39					

Outdoor Unit				ERGA	04EV	06EVH	08EVH
Dimensions	Unit	Height x Width x Depth		mm	740 x 884 x 388		
Weight	Unit			kg	58.5		
Compressor	Quantity				1		
	Type				Hermetically sealed swing compressor		
Operation range	Cooling	Min.~Max.		°CDB	10.0~43.0		
	Domestic hot water	Min.~Max.		°CDB	-25 ~35		
Refrigerant	Type				R-32		
	GWP				675.0		
	Charge			kg	1.50		
	Charge			TCO_2Eq	1.01		
	Control				Expansion valve		
Sound power level	Heating	Nom.		dBA	58	60	62
	Cooling	Nom.		dBA	61	62	
Sound pressure level	Heating	Nom.		dBA	44	47	49
	Cooling	Nom.		dBA	48	49	50
Power supply	Name/Phase/Frequency/Voltage			Hz/V	V3/1N~/50/230		
Current	Recommended fuses			A	25		

(1) Cooling Ta 35 °C - LWE 18 °C (DT = 5 °C); heating Ta DB/WB 7 °C/6 °C - LWC 35 °C (DT = 5 °C) (2) Cooling Ta 35 °C - LWE 7 °C (DT = 5 °C); heating Ta DB/WB 7 °C/6 °C - LWC 45 °C (DT = 5 °C).
This product contains fluorinated greenhouse gases.

DAIKIN altherma

BLUEVOLUTION

Daikin Altherma 3 R ECH$_2$O

Floor standing air to water heat pump for **bivalent heating, cooling and hot water** with thermal solar support

- Integrated solar unit, offering top comfort in heating and hot water
- Maximum use of renewable energy: uses heat pump technology for heating and solar support for space heating and domestic hot water production
- Fresh water principle: hygienic water, with no need for thermal legionella disinfection
- Maintenance-free tank: no corrosion, anode, scale or lime deposits, and no loss of water through safety valve
- Bivalent system: combinable with a secondary heat source
- Heat loss is reduced to a minimum thanks to the high quality insulation
- App control possible for managing heating and hot water operation
- Compatible with the Onecta app
- Voice control available

011-1W0262 → 267

More details and final information can be found by scanning or clicking the QR codes.

EHSXB-E ERGA-EV ERGA-EVH

Efficiency data				EHSXB + ERGA	04P30E + 04EV	04P50E + 04EV	08P30E + 06EVH	08P50E + 06EVH	08P30E + 08EVH	08P50E + 08EVH
Heating capacity	Nom.			kW	4.30 (1) / 4.60 (2)		6.00 (1) / 5.90 (2)		7.50 (1) / 7.80 (2)	
Power input	Heating	Nom.		kW	0.84 (1) / 1.26 (2)		1.24 (1) / 1.69 (2)		1.63 (1) / 2.23 (2)	
Cooling capacity	Nom.			kW	4.86 (1) / 4.52 (2)		5.96 (1) / 5.09 (2)		6.25 (1) / 5.44 (2)	
Power input	Cooling	Nom.		kW	0.81 (1) / 1.36 (2)		1.06 (1) / 1.55 (2)		1.16 (1) / 1.73 (2)	
COP					5.10 (1) / 3.65 (2)		4.85 (1) / 3.50 (2)		4.60 (1) / 3.50 (2)	
EER					5.98 (1) / 3.32 (2)		5.61 (1) / 3.28 (2)		5.40 (1) / 3.14 (2)	
Space heating	Average climate water outlet 55 °C	General	SCOP		3.29		3.28		3.35	
			ηs (Seasonal space heating efficiency)	%	129		128		131	
			Seasonal space heating eff. class		A++					
	Average climate water outlet 35 °C	General	SCOP		4.54		4.52		4.61	
			ηs (Seasonal space heating efficiency)	%	179		178		181	
			Seasonal space heating eff. class		A+++					
Domestic hot water heating	General	Declared load profile			L	XL	L	XL	L	XL
	Average climate	ηwh (water heating efficiency)		%	118	125	118	125	118	125
		Water heating energy efficiency class			A+					

Indoor Unit				EHSXB	04P30E	04P50E	08P30E	08P50E	08P30E	08P50E
Casing	Colour				Traffic white (RAL9016) / Traffic black (RAL9017)					
	Material				Impact resistant polypropylene					
Dimensions	Unit	Height x Width x Depth		mm	1,892 x 594 x 644	1,905 x 792 x 812	1,892 x 594 x 644	1,905 x 792 x 812	1,892 x 594 x 644	1,905 x 792 x 812
Weight	Unit			kg	79	110	79	110	79	110
Tank	Water volume			l	294	477	294	477	294	477
	Maximum water temperature			°C	85					
Operation range	Heating	Ambient	Min.~Max.	°C	-25~25					
		Water side	Min.~Max.	°C	18~65					
	Cooling	Ambient	Min.~Max.	°CDB	10~43					
		Water side	Min.~Max.	°C	5~22					
	Domestic hot water	Ambient	Min.~Max.	°CDB	-25~35					
		Water side	Min.~Max.	°C	25~55					
Sound power level	Nom.			dBA	39					

Outdoor Unit				ERGA	04EV	06EVH	08EVH
Dimensions	Unit	Height x Width x Depth		mm	740 x 884 x 388		
Weight	Unit			kg	58.5		
Compressor	Quantity				1		
	Type				Hermetically sealed swing compressor		
Operation range	Cooling	Min.~Max.		°CDB	10.0~43.0		
	Domestic hot water	Min.~Max.		°CDB	-25 ~35		
Refrigerant	Type				R-32		
	GWP				675.0		
	Charge			kg	1.50		
	Charge			TCO_2Eq	1.01		
	Control				Expansion valve		
Sound power level	Heating	Nom.		dBA	58	60	62
	Cooling	Nom.		dBA	61	62	
Sound pressure level	Heating	Nom.		dBA	44	47	49
	Cooling	Nom.		dBA	48	49	50
Power supply	Name/Phase/Frequency/Voltage			Hz/V	V3/1N~/50/230		
Current	Recommended fuses			A	25		

(1) Cooling Ta 35 °C - LWE 18 °C (DT = 5 °C); heating Ta DB/WB 7 °C/6 °C - LWC 35 °C (DT = 5 °C) (2) Cooling Ta 35 °C - LWE 7 °C (DT = 5 °C); heating Ta DB/WB 7 °C/6 °C - LWC 45 °C (DT = 5 °C).
This product contains fluorinated greenhouse gases.

DESIGN AWARD 2018

reddot award 2018 winner

R-32

BLUEVOLUTION

Daikin Altherma 3 R W

Wall mounted unit

Why choose Daikin wall mounted unit?

The Daikin Altherma 3 R W wall mounted unit offers **heating and cooling** with high flexibility for a quick and easy installation, **with an optional connection to deliver domestic hot water.**

High flexibility for installation and domestic hot water connection

- Inclusion of all hydraulic components means no third party components are required
- PCB board and hydraulic components are located in the front for easy access
- Compact dimensions allows for small installation space, as almost no side clearances are required
- The unit's sleek design blends in with other household appliances
- Combine with a stainless steel or ECH_2O thermal store

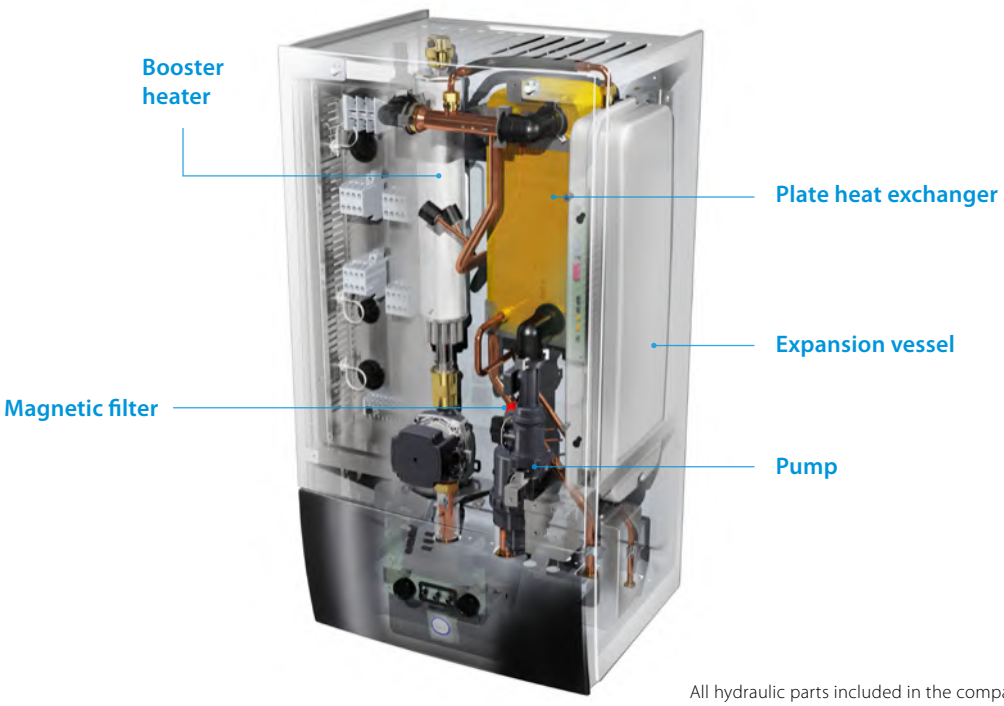

All hydraulic parts included in the compact wall mounted unit.

Flexibility in providing domestic hot water

If the end user only requires hot water and installation height is limited, a separate tank can provide the required installation flexibility. At the side of our standard stainless steel tanks, we propose the ECH_2O thermal stores.

ECH_2O thermal store range: additional hot water comfort

Combine your wall mounted unit with a thermal store for additional hot water comfort.

- Fresh water principle: receive domestic hot water on demand while eliminating the risk of contamination and sedimentation
- Optimal domestic hot water performance: with high tapping performance
- Fit for future possibility to integrate with renewable solar energy and other heat sources, e.g. fireplace
- Lightweight and robust build on the unit combined with cascade principle offers flexible installation options

Example of installation with a stainless steel domestic hot water tank (EKHWS-D).

DAIKIN altherma

BLUEVOLUTION

Daikin Altherma 3 R W

Wall mounted **heating only** air-to-water heat pump ideal for low energy houses

- Inclusion of all hydraulic components means no third party components are required
- PCB board and hydraulic components are located in the front for easy access
- Compact dimensions allows for small installation space, as almost no side clearances are required
- The unit's sleek design blends in with other household appliances
- Combine with a stainless steel tank or ECH$_2$O thermal store
- Outdoor unit extracts heat from the outdoor air, even at -25 °C
- Compatible with the Onecta app
- Voice control available

up to A+++ 65 °C R-32

011-1W0218-219
011-1W0221
011-1W0246-247

More details and final information can be found by scanning or clicking the QR codes.

EHBH-E6V EHBH-E9W ERGA-EV ERGA-EVH

Efficiency data				EHBH + ERGA	04E6V + 04EV	08E6V + 06EVH	08E9W + 06EVH	08E6V + 08EVH	08E9W + 08EVH
Heating capacity	Nom.			kW	4.30 (1) / 4.60 (2)	6.00 (1) / 5.90 (2)		7.50 (1) / 7.80 (2)	
Power input	Heating	Nom.		kW	0.85 (1) / 1.26 (2)	1.24 (1) / 1.69 (2)		1.63 (1) / 2.23 (2)	
COP					5.10 (1) / 3.65 (2)	4.85 (1) / 3.50 (2)		4.60 (1) / 3.50 (2)	
Space heating	Average climate water outlet 55 °C	General	SCOP		3.26			3.32	
			ηs (Seasonal space heating efficiency)	%	127			130	
			Seasonal space heating eff. class		A++				
	Average climate water outlet 35 °C	General	SCOP		4.48	4.47		4.56	
			ηs (Seasonal space heating efficiency)	%	176			179	
			Seasonal space heating eff. class		A+++				

Indoor Unit				EHBH	04E6V	08E6V	08E9W	08E6V	08E9W
Casing	Colour				White + Black				
	Material				Resin, sheet metal				
Dimensions	Unit	Height x Width x Depth		mm	840 x 440 x 390				
Weight	Unit			kg	42.0		42.4	42.0	42.4
Operation range	Heating	Water side	Min.~Max.	°C	15 ~65				
	Domestic hot water	Water side	Min.~Max.	°C	25~75				
Sound power level	Nom.			dBA	42				
Sound pressure level	Nom.			dBA	28				

Outdoor Unit				ERGA	04EV	06EVH	08EVH
Dimensions	Unit	Height x Width x Depth		mm	740 x 884 x 388		
Weight	Unit			kg	58.5		
Compressor	Quantity				1		
	Type				Hermetically sealed swing compressor		
Operation range	Cooling	Min.~Max.		°CDB	10~43		
	Domestic hot water	Min.~Max.		°CDB	-25~35		
Refrigerant	Type				R-32		
	GWP				675.0		
	Charge			kg	1.50		
	Charge			TCO$_2$Eq	1.01		
	Control				Expansion valve		
Sound power level	Heating	Nom.		dBA	58	60	62
	Cooling	Nom.		dBA	61	62	
Sound pressure level	Heating	Nom.		dBA	44	47	49
	Cooling	Nom.		dBA	48	49	50
Power supply	Name/Phase/Frequency/Voltage			Hz/V	V3/1N~/50/230		
Current	Recommended fuses			A	25		

(1) Cooling Ta 35 °C - LWE 18 °C (DT = 5 °C); heating Ta DB/WB 7 °C/6 °C - LWC 35 °C (DT = 5 °C) (2) Cooling Ta 35 °C - LWE 7 °C (DT = 5 °C); heating Ta DB/WB 7 °C/6 °C - LWC 45 °C (DT = 5 °C).
This product contains fluorinated greenhouse gases.

DAIKIN altherma

BLUEVOLUTION

Daikin Altherma 3 R W

Wall mounted **reversible** air-to-water heat pump ideal for low energy houses

- Inclusion of all hydraulic components means no third party components are required
- PCB board and hydraulic components are located in the front for easy access
- Compact dimensions allows for small installation space, as almost no side clearances are required
- The unit's sleek design blends in with other household appliances
- Combine with a stainless steel tank or ECH$_2$O thermal store
- Outdoor unit extracts heat from the outdoor air, even at -25 °C
- Compatible with the Onecta app
- Voice control available

up to A+++ 65 °C R-32

011-1W0218-219
011-1W0221
011-1W0246-247

More details and final information can be found by scanning or clicking the QR codes.

EHBX-E6V EHBX-E9W ERGA-EV ERGA-EVH

Efficiency data				EHBX + ERGA	04E6V + 04EV	08E6V + 06EVH	08E9W + 06EVH	08E6V + 08EVH	08E9W + 08EVH
Heating capacity	Nom.			kW	4.30 (1) / 4.60 (2)	6.00 (1) / 5.90 (2)		7.50 (1) / 7.80 (2)	
Power input	Heating	Nom.		kW	0.850 (1) / 1.26 (2)	1.24 (1) / 1.69 (2)		1.63 (1) / 2.23 (2)	
Cooling capacity	Nom.			kW	4.86 (1) / 4.52 (2)	5.96 (1) / 5.09 (2)		6.25 (1) / 5.44 (2)	
Power input	Cooling	Nom.		kW	0.810 (1) / 1.36 (2)	1.06 (1) / 1.55 (2)		1.16 (1) / 1.73 (2)	
COP					5.10 (1) / 3.65 (2)	4.85 (1) / 3.50 (2)		4.60 (1) / 3.50 (2)	
EER					5.98 (1) / 3.32 (2)	5.61 (1) / 3.28 (2)		5.40 (1) / 3.14 (2)	
Space heating	Average climate water outlet 55 °C	General	SCOP		3.29	3.28		3.35	
			ηs (Seasonal space heating efficiency)	%	129	128		131	
			Seasonal space heating eff. class		A++				
	Average climate water outlet 35 °C	General	SCOP		4.54	4.52		4.61	
			ηs (Seasonal space heating efficiency)	%	179	178		181	
			Seasonal space heating eff. class		A+++				

Indoor Unit				EHBX	04E6V	08E6V	08E9W	08E6V	08E9W
Casing	Colour				White + Black				
	Material				Resin, sheet metal				
Dimensions	Unit	Height x Width x Depth		mm	840 x 440 x 390				
Weight	Unit			kg	42.0		42.4	42.0	42.4
Operation range	Heating	Water side	Min.~Max.	°C	15 ~65				
	Domestic hot water	Water side	Min.~Max.	°C	25~75				
Sound power level	Nom.			dBA	42				
Sound pressure level	Nom.			dBA	28				

Outdoor Unit			ERGA	04EV	06EVH	08EVH
Dimensions	Unit	Height x Width x Depth	mm	740 x 884 x 388		
Weight	Unit		kg	58.5		
Compressor	Quantity			1		
	Type			Hermetically sealed swing compressor		
Operation range	Cooling	Min.~Max.	°CDB	10~43		
	Domestic hot water	Min.~Max.	°CDB	-25~35		
Refrigerant	Type			R-32		
	GWP			675.0		
	Charge		kg	1.50		
	Charge		TCO$_2$Eq	1.01		
	Control			Expansion valve		
Sound power level	Heating	Nom.	dBA	58	60	62
	Cooling	Nom.	dBA	61	62	
Sound pressure level	Heating	Nom.	dBA	44	47	49
	Cooling	Nom.	dBA	48	49	50
Power supply	Name/Phase/Frequency/Voltage		Hz/V	V3/1N~/50/230		
Current	Recommended fuses		A	25		

(1) Cooling Ta 35 °C - LWE 18 °C (DT = 5 °C); heating Ta DB/WB 7 °C/6 °C - LWC 35 °C (DT = 5 °C) (2) Cooling Ta 35 °C - LWE 7 °C (DT = 5 °C); heating Ta DB/WB 7 °C/6 °C - LWC 45 °C (DT = 5 °C).
This product contains fluorinated greenhouse gases.

Combination table and options

			Floor standing				
			Heating only		Reversible		Biz
			EHVH04S18E6V	EHVH08S18E6V	EHVX04S18E3V	EHVX08S18E6V	EHVZ04S18E6V
			EHVH04S23E6V	EHVH08S23E6V	EHVX04S23E3V	EHVX08S23E6V	
				EHVH08S18E9W	EHVX04S18E6V	EHVX08S18E9W	
				EHVH08S23E9W	EHVX04S23E6V	EHVX08S23E9W	
Type	**Description**	**Material name**					
Outdoor unit	4kW	ERGA04EAV3	●		●		●
	6kW	ERGA06EAV3H		●		●	
	8kW	ERGA08EAV3H		●		●	
Controls	Madoka wired room thermostat	BRC1HHDK/S/W	●	●	●	●	●
	Wireless room thermostat	EKRTR1	●	●	●	●	●
	Wireless room thermostat	EKRTRB	●	●	●	●	●
	Wired gitial thermostat	EKRTWA	●	●	●	●	●
	LAN adapter + PRV solar	BRP069A61					
	LAN adapter	BRP069A62					
	WLAN module	BRP069A71	● (1)	● (1)	● (1)	● (1)	● (1)
	WLAN cartridge	BRP069A78	● (1)	● (1)	● (1)	● (1)	● (1)
	Universal centarlized controller for cascade	EKCC8-W DCOM-LT/IO,-LT/MB	●	●	●	●	●
Sensors	Remote indoor sensor	KRCS01-1	● (2)	● (2)	● (2)	● (2)	● (2)
	Remote outdoor sensor	EKRSCA1	● (2)	● (2)	● (2)	● (2)	● (2)
	External sensor for EKRTR room thermostat	EKRTETS	● (3)	● (3)	● (3)	● (3)	● (3)
	External sensor for EKRTRB room thermostat	EKRTETSB	● (4)	● (4)	● (4)	● (4)	● (4)
Bizone kits	Watts kit	BZKA7V3	●	●	●	●	
	Generic bizone kit	EKMIKPOAF					
	Generic bizone kit	EKMIKPHAF					
Domestic hot water	DHW tank	EKHWS(U)-D(3)V3					
	Thermal stores	EKHWP-(P)B					
	Third party tank kit	EKHY3PART					
	Third party tank kit	EKHY3PART2					
Heat pump convector	Floor standing	FWXV15/20/25*	● (6)	● (6)	● (6)	● (6)	● (6)
	Wall mounted	FWXT15/20/25*	● (6)	● (6)	● (6)	● (6)	● (6)
	Concealed	FWXM15/20/25*	● (6)	● (6)	● (6)	● (6)	● (6)
Other options	Digital I/O PCB	EKRP1HBAA	● (7)	● (7)	● (7)	● (7)	● (7)
	Demand PCB	EKRP1AHTA	●	●	●	●	●
	PC USB cable	EKPCCAB4	●	●	●	●	●
	Relay smart grid	EKRESLG	●	●	●	●	●
	Corner pipe bend kit	EKHVTC	●	●	●	●	
Dedicated ECH$_2$O options	Inline back-up heater (3kW, for *3V (1N~, 230 V, 3 kW)	EKECBUAF3V					
	Inline back-up heater (6kW, for *6V (1N~, 230 V, 6 kW)	EKECBUAF6V					
	Inline back-up heater (9kW, for *9WN (3N~, 400 V, 9 kW)	EKECBUAF9W					
	Inline back-up heater connection kit	EKECBUCO3AF					
	Dirt separator	156021					
	Bivalent connector kit	EKECBIVCO2AF					
	Drain-back connector kit	EKECDBCO2AF					
	Circulation stop valves (2 pcs)	165070					
	Fill and drain connection KFE BA	165215					

(1) W-LAN cartridge is supplied in the accessory bag of the unit => To be plugged in the SD-Slot on MMI-2
(In case bad reception of signal , the W-LAN cartridge can be removed and replace by WLAN module)
(2) Only 1 sensor can be connected: indoor OR outdoor sensor.
(3) Can only be used in combination with the wireless room thermostat EKRTR(1).
(4) Can only be used in combination with the wireless room thermostat EKRTRB.

	ECH$_2$0				Wall mounted			
zone	Standard		Bivalent		Heating only		Reversible	
EHVZ08S18E6V	EHSH04P30E	EHSH08P30E	EHSHB04P30E	EHSHB08P30E	EHBH04E6V	EHBH08E6V	EHBX04E6V	EHBX08E6V
EHVZ08S23E6V		EHSH08P50E		EHSHB08P50E		EHBH08E9W		EHBX08E9W
EHVZ08S18E9W		EHSX04P30E		EHSXB04P30E				
EHVZ08S23E9W		EHSX04P50E		EHSXB04P50E				
		EHSX08P30E		EHSXB08P30E				
		EHSX08P50E		EHSXB08P50E				
	●		●		●		●	
●		●		●		●		●
●		●		●		●		●
●	●	●	●	●	●	●	●	●
●	●	●	●	●	●	●	●	●
●	●	●	●	●	●	●	●	●
●	●	●	●	●	●	●	●	●
	●	●	●	●				
	●	●	●	●				
● (1)	● (1)	● (1)	● (1)	● (1)	● (1)	● (1)	● (1)	● (1)
● (1)	● (1)	● (1)	● (1)	● (1)	● (1)	● (1)	● (1)	● (1)
●	●	●	●	●	●	●	●	●
● (2)	● (2)	● (2)	● (2)	● (2)	● (2)	● (2)	● (2)	● (2)
● (2)	● (2)	● (2)	● (2)	● (2)	● (2)	● (2)	● (2)	● (2)
● (3)	● (3)	● (3)	● (3)	● (3)	● (3)	● (3)	● (3)	● (3)
● (4)	● (4)	● (4)	● (4)	● (4)	● (4)	● (4)	● (4)	● (4)
					●	●	●	●
	●	●	●	●				
	●	●	●	●				
					●	●	●	●
					●	●	●	●
					●	●	●	●
					● (5)	● (5)	● (5)	● (5)
● (6)	● (6)	● (6)	● (6)	● (6)	● (6)	● (6)	● (6)	● (6)
● (6)	● (6)	● (6)	● (6)	● (6)	● (6)	● (6)	● (6)	● (6)
● (6)	● (6)	● (6)	● (6)	● (6)	● (6)	● (6)	● (6)	● (6)
● (7)					● (7)	● (7)	● (7)	● (7)
●	●	●	●	●	●	●	●	●
●	●	●	●	●	●	●	●	●
●	●	●	●	●	●	●	●	●
	● (8)	● (8)	● (8)	● (8)				
	● (8)	● (8)	● (8)	● (8)				
	● (8)	● (8)	● (8)	● (8)				
	● (8)	● (8)	● (8)	● (8)				
	●	●	●	●				
			●	●				
	●	●						
	●	●	●	●				
	●	●	●	●				

(5) EKHY3PART2 can needs to be used if you have a tank in which you can't insert a thermistor
(6) Multi combination (quantity, depends on capacity class). EKVKHPC needs to be installed mandatory on heat pump convector (exception: LT- H/O).
(7) Additional relays to allow bivalent control in combination with external room thermostat are field supply.
(8) Only 1 Backup heater can be connected on one unit: 3 or 6* or 9 kW (*No 6T1-model applicable). EKECBUCO*AF is needed to connect the backup heater to the main unit.

Daikin Altherma 3 R

The power pact

The Daikin Altherma 3 R is the world's first high capacity R-32 refrigerant split unit, providing cooling next to heating and domestic hot water.

Improved compactness

A redesigned casing

A black horizontal front grille hides the single fan, reducing the perception of sound produced by the unit.

The light grey casing reflects the installation space to help the unit blend into any environment.



A single fan for high-capacity units

Daikin engineers replaced the double fan with one larger fan and optimised its shape to lower the operational sound and improve air circulation.

Check out the
improved comptactness!

Running on refrigerant R-32

Daikin is a pioneer in launching heat pumps equipped with R-32. With a lower Global Warming Potential (GWP), the R-32 is equivalent in power to standard refrigerants, but achieves higher energy efficiency and lower CO_2 emissions. Easy to recover and reuse, R-32 is the perfect solution for attaining the new European CO_2 emission targets.

Reduced environmental impact: CO_2eq > 75% reduction
- GWP: R410A: 2,088 > R32: 675
- 30% less refrigerant charge needed

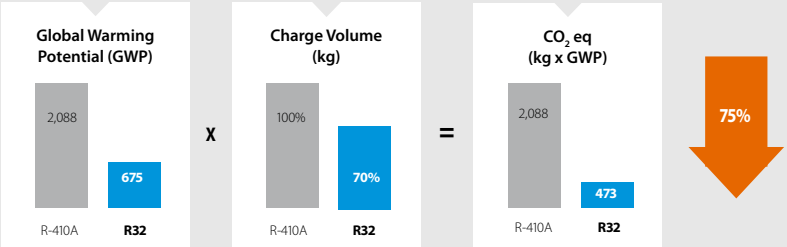

R-32 BLUEVOLUTION



Ideal for small spaces

Thanks to its single fan, the height is reduced, and its black grille makes it fit discretely in all kind of exteriors.

Improved design

Meeting modern society expectations

Outside, the outdoor unit blends in thanks to its black front grille.
The horizontal lines of the grille hides the fan from view, making it more discreet.

In Europe, design has a huge importance. That's why, at Daikin, we have developped a new design line for outdoor units.

Customers invest in their property to make it look better and more sustainable, heat pumps must thick all boxes.

Check out the improved design!

Discretion and peace of mind

As a third generation Daikin Altherma heat pump, indoor units gather all the installation and design improvements, rewarded in 2018 by RedDot, iF and Plus X awards.

Daikin indoor units can be installed in different places, garage, basement, utility room or even a kitchen while still blending in with the indoor design.

The units have also been designed to ease the work of the installer and therefore contribute to your peace of mind!

DESIGN AWARD 2018

reddot award 2018
winner

DESIGN AWARD 2018

reddot award 2018
winner

Improved performance

All year round comfort

Daikin Altherma 3 R provides heating efficiently, both for space or domestic water.

With a leaving water temperature of up to 60°C at –7°C outside, the unit is intended for new buildings. The unit operations are ensured down to -25°C outside temperature.

As a low temperature heat pump, it is particularly efficient with low temperature emitters, such as underfloor heating and heat pump convectors, both available in the total Daikin solution.

World first in its category

Indeed, Daikin Altherma 3 R is the world first high capacity R-32 refrigerant split heat pump to provide cooling, next to heating!

The unit includes a patented plate hate exchanger, positioning once more Daikin as the heat pump leader.

Check out the improved performance!

Underfloor heating

Heat pump convector

Daikin Altherma 3 R, a complete offer

- ☑ Space Heating
- ☑ Space Cooling
- ☑ Domestic hot water
- ☑ App and voice control
- ☑ Flexible emitter choice
- ☑ All year round peace of mind

DESIGN AWARD 2018

reddot award 2018 winner

R-32

BLUEVOLUTION

Daikin Altherma 3 R F

Floor standing unit with integrated tank

Why choose Daikin floor standing unit with integrated domestic hot water tank?

The Daikin Altherma 3 floor standing unit is the ideal system **to deliver heating, domestic hot water and cooling** for renovation or large new built.

All in one system to save installation space and time

- A combined stainless steel domestic hot water tank of 180 or 230 L and heat pump ensures a faster installation compared to traditional systems.
- Inclusion of all hydraulic components means no third party components are required.
- PCB board and hydraulic components are located in the front for easy access
- Small installation footprint of 595 x 634 mm
- Integrated back-up heater choice of 6, 9 kW models are available
- Dedicated bi-zone models allowing temperature monitoring for 2 zones.

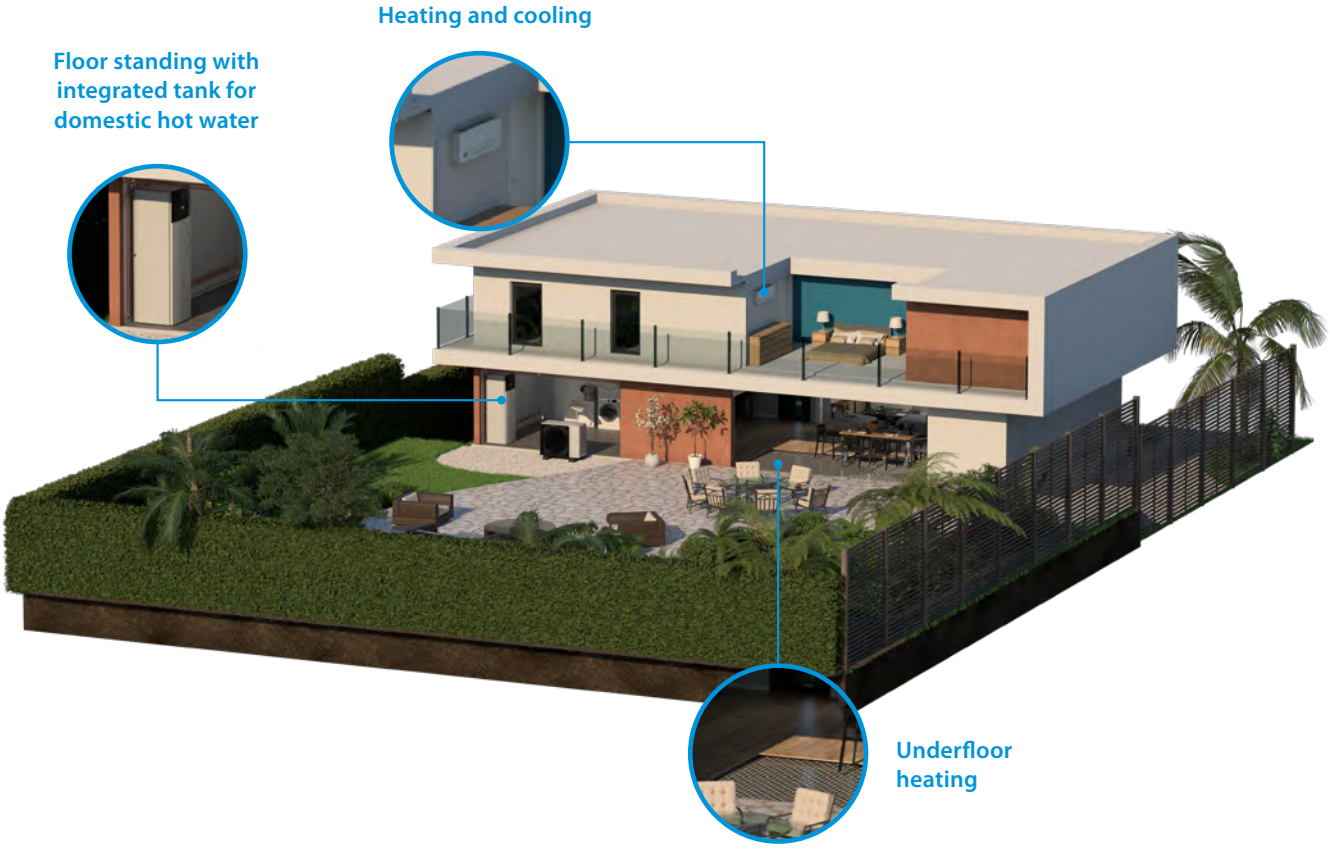

All-in one design

Reduces the installation footprint and height

Compared to the traditional split version for a wall mounted indoor unit and a separate domestic hot water tank, the integrated indoor unit greatly reduces the installation space required.

With a small footprint of 595 x 634 mm, the integrated indoor unit has a similar footprint when compared to other household appliances.

For installation projects, almost no side clearance is necessary as the piping is located at the top of the unit.

With an installation height of 1,65 m for an 180 L tank and 1,85 m for a 230 L tank, the required installation height is less than 2m.

The compactness of the integrated indoor unit is emphasised by its sleek design and modern look, easy blending in with other household appliances.

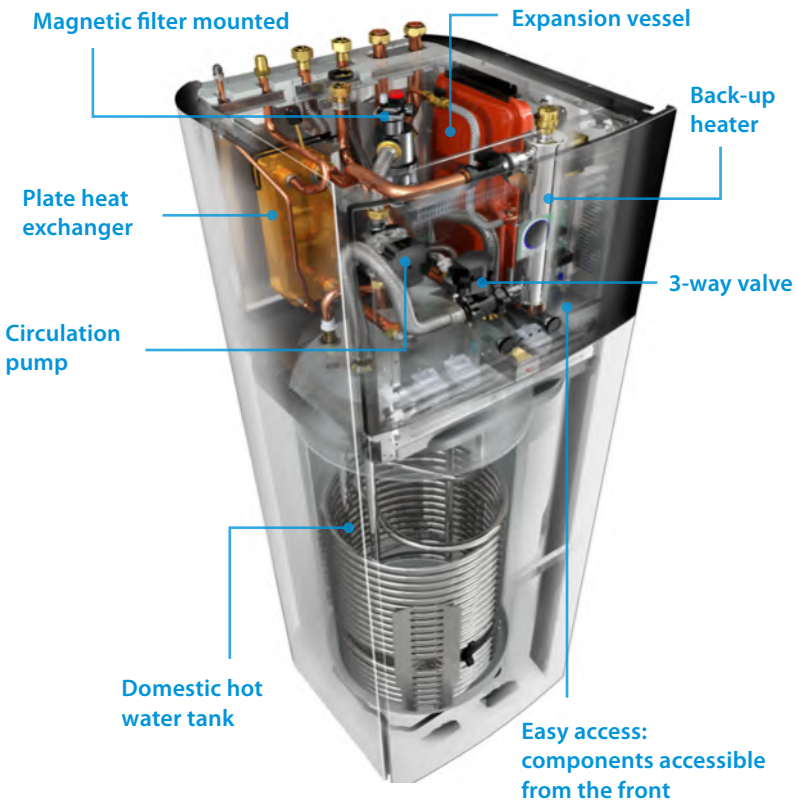

Advanced user interface

The Daikin Eye

The intuitive Daikin eye shows you in real time the status of your system.

Blue is perfect! Should the eye turn red, an error has occured.

Quick to configure

Log in and you'll be able to completely configure the unit via the new interface in less than 10 steps. You can even check if the unit is ready for use by running test cycles!

Easy operation

Work super-fast with the new interface. It's super easy to use with just a few buttons and 2 navigational knobs.

Beautiful design

The interface was especially designed to be very intuitive. The high contrasted colour screen delivers stunning and practical visuals that really help you as installer or service engineer.

Integrated indoor unit

DAIKIN altherma

BLUEVOLUTION

Daikin Altherma 3 R F

Floor standing air to water heat pump for **heating and hot water**

- A combined stainless steel domestic hot water tank of 180 or 230L and heat pump for easy installation
- Inclusion of all hydraulic components means no third party components are required
- PCB board and hydraulic components are located in the front for easy access
- Small installation footprint of 595 x 634 mm
- Integrated back-up heater of 6 or 9 kW
- Heat pump operation down to -25°C

up to A+++ | up to A+ | 60°C | R-32

More details and final information can be found by scanning or clicking the QR codes.

EBVH-D6V | EBVH-D9W | ERLA11-16DV3 | ERLA11-16DW1

Efficiency data				EBVH + ERLA	11S18D6V/9W + 11DV/W	11S23D6V/9W + 11DV/W	16S18D6V/9W + 14DV/W	16S23D6V/9W + 14DV/W	16S18D6V/9W + 16DV/W	16S23D6V/9W + 16DV/W
Space heating	Average climate water outlet 55°C	General	SCOP		3.23		3.22		3.32	
			ηs (Seasonal space heating efficiency)	%	126				130	
			Seasonal space heating eff. class		A++					
	Average climate water outlet 35°C	General	SCOP		4.63		4.60		4.61	
			ηs (Seasonal space heating efficiency)	%	182		181			
			Seasonal space heating eff. class		A+++					
Domestic hot water heating	General	Declared load profile			L	XL	L	XL	L	XL
	Average climate	COPdhw			2.73	2.63	2.73	2.63	2.73	2.63
		ηwh (water heating efficiency)		%	116	109	116	109	116	109
		Water heating energy efficiency class			A+	A	A+	A	A+	A

Indoor Unit				EBVH	11S18D6V/9W	11S23D6V/9W	16S18D6V/9W	16S23D6V/9W	16S18D6V/9W	16S23D6V/9W
Casing	Colour				White + Black					
	Material				Precoated sheet metal					
Dimensions	Unit		HeightxWidthxDepth	mm	1,655x595x634	1,855x595x634	1,655x595x634	1,655x595x634	1,655x595x634	1,855x595x634
Weight	Unit			kg	124	133	124	133	124	133
Tank	Water volume			l	180	230	180	230	180	230
	Maximum water temperature			°C	70					
	Maximum water pressure			bar	10					
	Corrosion protection				Pickling					
Operation range	Heating	Ambient	Min.~Max.	°C	-25 ~ 35					
		Water side	Min.~Max.	°C	18 ~ 60					
	Domestic hot water	Ambient	Min.~Max.	°C	-25 ~ 35					
		Water side	Min.~Max.	°C	10 ~ 60					
Sound power level	Nom.			dBA	44					
Sound pressure level	Nom.			dBA	30					

Outdoor Unit				ERLA	11DV3/W1	14DV3/W1	16DV3/W1
Dimensions	Unit		HeightxWidthxDepth	mm	870x1,100x460		
Weight	Unit			kg	101		
Compressor	Quantity				1		
	Type				Hermetically sealed swing inverter compressor		
Operation range	Heating	Min.~Max.		°CDB	-25 ~ 35		
	Cooling	Min.~Max.		°CDB	10 ~ 43		
	Domestic hot water	Min.~Max.		°CDB	-25 ~ 35		
Refrigerant	Type				R-32		
	GWP				675		
	Charge			kg	3,80		
	Charge			TCO_2Eq	2,57		
	Control				Expansion valve		
LW(A) Sound power level (according to EN14825)					62		
Sound pressure level (at 1 meter)	Nom.				48		
Power supply	Name/Phase/Frequency/Voltage			Hz/V	V3/1~/50/230 / W1/3~/50/400		
Current	Recommended fuses			A	32/16		

This product contains fluorinated greenhouse gases.

DAIKIN altherma

BLUEVOLUTION

Daikin Altherma 3 R F

Floor standing air to water heat pump for **heating, cooling and hot water**

- A combined stainless steel domestic hot water tank of 180 or 230L and heat pump for easy installation
- Inclusion of all hydraulic components means no third party components are required
- PCB board and hydraulic components are located in the front for easy access
- Small installation footprint of 595 x 634 mm
- Integrated back-up heater of 6 or 9 kW
- Heat pump operation down to -25°C

More details and final information can be found by scanning or clicking the QR codes.

EBVX-D6V

EBVX-D9W

ERLA11-16DV3

ERLA11-16DW1

up to A+++ up to A+ 60°C R-32

Efficiency data				EBVX + ERLA	11S18D6V/9W + 11DV/W	11S23D6V/9W + 11DV/W	16S18D6V/9W + 14DV/W	16S23D6V/9W + 14DV/W	16S18D6V/9W + 16DV/W	16S23D6V/9W + 16DV/W
Space heating	Average climate water outlet 55°C	General	SCOP		3.27		3.26		3.35	
			ηs (Seasonal space heating efficiency)	%	128				131	
			Seasonal space heating eff. class		A++					
	Average climate water outlet 35°C	General	SCOP		4.72		4.68			
			ηs (Seasonal space heating efficiency)	%	186		184			
			Seasonal space heating eff. class		A+++					
Domestic hot water heating	General	Declared load profile			L	XL	L	XL	L	XL
	Average climate	COPdhw			2.73	2.63	2.73	2.63	2.73	2.63
		ηwh (water heating efficiency)		%	116	109	116	109	116	109
		Water heating energy efficiency class			A+	A	A+	A	A+	A

Indoor Unit				EBVX	11S18D6V/9W	11S23D6V/9W	16S18D6V/9W	16S23D6V/9W	16S18D6V/9W	16S23D6V/9W
Casing	Colour				White + Black					
	Material				Precoated sheet metal					
Dimensions	Unit		HeightxWidthxDepth	mm	1,655x595x634	1,855x595x634	1,655x595x634	1,855x595x634	1,655x595x634	1,855x595x634
Weight	Unit			kg	124	133	124	133	124	133
Tank	Water volume			l	180	230	180	230	180	230
	Maximum water temperature			°C	70					
	Maximum water pressure			bar	10					
	Corrosion protection				Pickling					
Operation range	Heating	Ambient	Min.~Max.	°C	-25 ~ 35					
		Water side	Min.~Max.	°C	18 ~ 60					
	Cooling	Ambient	Min.~Max.	°C	10 ~ 43					
		Water side	Min.~Max.	°C	5 ~ 22					
	Domestic hot water	Ambient	Min.~Max.	°C	-25 ~ 35					
		Water side	Min.~Max.	°C	10 ~ 60					
Sound power level	Nom.			dBA	44					
Sound pressure level	Nom.			dBA	30					

Outdoor Unit				ERLA	11DV3/W1	14DV3/W1	16DV3/W1
Dimensions	Unit		HeightxWidthxDepth	mm	870x1,100x460		
Weight	Unit			kg	101		
Compressor	Quantity				1		
	Type				Hermetically sealed swing inverter compressor		
Operation range	Heating	Min.~Max.		°CDB	-25 ~ 35		
	Cooling	Min.~Max.		°CDB	10 ~ 43		
	Domestic hot water	Min.~Max.		°CDB	-25 ~ 35		
Refrigerant	Type				R-32		
	GWP				675		
	Charge			kg	3,80		
	Charge			TCO_2Eq	2,57		
	Control				Expansion valve		
LW(A) Sound power level (according to EN14825)					62		
Sound pressure level (at 1 meter)	Nom.				48		
Power supply	Name/Phase/Frequency/Voltage			Hz/V	V3/1~/50/230 / W1/3~/50/400		
Current	Recommended fuses			A	32/16		

This product contains fluorinated greenhouse gases.

DAIKIN altherma

BLUEVOLUTION

Daikin Altherma 3 R F

Floor standing integrated with **two different temperature zones monitoring**

- A combined stainless steel domestic hot water tank of 180 or 230L and heat pump for easy installation
- Inclusion of all hydraulic components means no third party components are required
- PCB board and hydraulic components are located in the front for easy access
- Small installation footprint of 595 x 634 mm
- Integrated back-up heater of 6 or 9 kW
- Heat pump operation down to -25°C

More details and final information can be found by scanning or clicking the QR codes.

EBVZ-D6V

EBVZ-D9W

ERLA11-16DV3

ERLA11-16DW1

up to A+++ up to A+ 60°C R-32

Efficiency data				EBVZ + ERLA	16S18D6V/9W + 11DV/W	16S23D6V/9W + 11DV/W	16S18D6V/9W + 14DV/W	16S23D6V/9W + 14DV/W	16S18D6V/9W + 16DV/W	16S23D6V/9W + 16DV/W
Space heating	Average climate water outlet 55°C	General	SCOP		3.23		3.22		3.32	
			ηs (Seasonal space heating efficiency)	%	131		126		130	
			Seasonal space heating eff. class		A++					
	Average climate water outlet 35°C	General	SCOP		4.61		4.60		4.61	
			ηs (Seasonal space heating efficiency)	%	182		181			
			Seasonal space heating eff. class		A+++					
Domestic hot water heating	General	Declared load profile			L	XL	L	XL	L	XL
	Average climate	COPdhw			2.73	2.63	2.73	2.63	2.73	2.63
		ηwh (water heating efficiency)		%	116	109	116	109	116	109
		Water heating energy efficiency class			A+	A	A+	A	A+	A

Indoor Unit				EBVZ	16S18D6V/9W	16S23D6V/9W	16S18D6V/9W	16S23D6V/9W	16S23D6V/9W	16S23D6V/9W
Casing	Colour				White + Black					
	Material				Precoated sheet metal					
Dimensions	Unit		HeightxWidthxDepth	mm	1,655x595x634	1,855x595x634	1,655x595x634	1,855x595x634	1,655x595x634	1,855x595x634
Weight	Unit			kg	137	145	137	145	137	145
Tank	Water volume			l	180	230	180	230	180	230
	Maximum water temperature			°C	70					
	Maximum water pressure			bar	10					
	Corrosion protection				Pickling					
Operation range	Heating	Ambient	Min.~Max.	°C	-25 ~ 35					
		Water side	Min.~Max.	°C	18 ~ 60					
	Domestic hot water	Ambient	Min.~Max.	°C	-25 ~ 25					
		Water side	Min.~Max.	°C	10 ~ 60					
Sound power level	Nom.			dBA	44					
Sound pressure level	Nom.			dBA	30					

Outdoor Unit				ERLA	11DV3/W1	14DV3/W1	16DV3/W1
Dimensions	Unit		HeightxWidthxDepth	mm	870x1,100x460		
Weight	Unit			kg	101		
Compressor	Quantity				1		
	Type				Hermetically sealed swing inverter compressor		
Operation range	Heating		Min.~Max.	°CDB	-25 ~ 35		
	Cooling		Min.~Max.	°CDB	10 ~ 43		
	Domestic hot water		Min.~Max.	°CDB	-25 ~ 35		
Refrigerant	Type				R-32		
	GWP				675		
	Charge			kg	3.80		
	Charge			TCO_2Eq	2.57		
	Control				Expansion valve		
LW(A) Sound power level (according to EN14825)					62		
Sound pressure level (at 1 meter)	Nom.				48		
Power supply	Name/Phase/Frequency/Voltage			Hz/V	V3/1~/50/230 / W1/3~/50/400		
Current	Recommended fuses			A	32/16		

This product contains fluorinated greenhouse gases.

Daikin Altherma 3 R ECH$_2$O Floor standing unit with integrated ECH$_2$O tank

The Daikin Altherma low temperature split integrated ECH$_2$O is renowned for its ability to maximise renewable energy sources to provide the ultimate comfort in heating, domestic hot water and cooling

Intelligent storage management

- The unit is 'Smart Grid' ready to take advantage of low energy tariffs and efficiently store thermal energy for space heating and domestic hot water
- Continuous heating during defrost mode and use of stored heat for space heating (500l tank only)
- Electronic management of both heat pump and ECH$_2$O thermal store maximises energy efficiency, as well as convenient heating and domestic hot water
- Achieves the highest standards for water sanitation
- Uses more renewable energy with solar connection

Innovative and high-quality tank

- Lightweight plastic tank
- No corrosion, anode, scale or lime deposits
- Contains impact resistant polypropylene inner and outer walls filled with high-grade insulation foam to reduce heat losses to a minimum

Combinable with other heat sources

- The bivalent option allows heat from other sources such as oil, gas or pellet-fired boilers to be stored in the solar system, further lowering energy consumption

ECH$_2$O

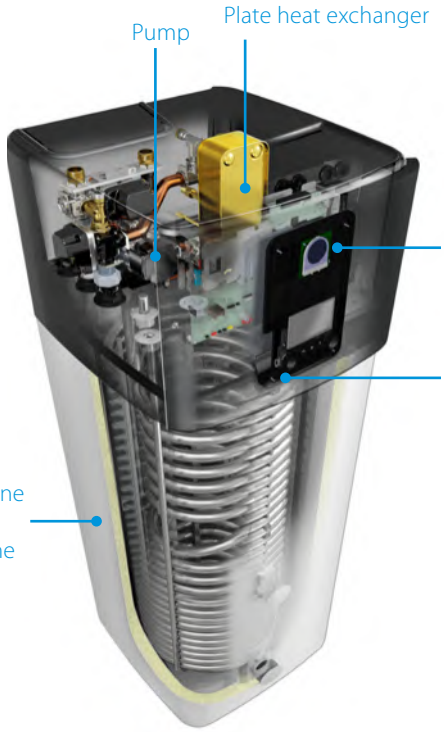

Advanced user interface

The Daikin-Eye

The intuitive Daikin eye shows you in real time the status of your system. Blue is perfect! Should the eye turn red, an error has occurred.

Quick to configure

Log in and you'll be able to completely configure the unit in less than 10 steps. You can even check if the unit is ready for use by running test cycles!

Easy operation

The user interface works really fast thanks to its icon-based menus.

Beautiful design

The interface was especially designed to be very intuitive. The high contrasted colour screen delivers stunning and practical visuals that really help you as installer or service engineer.

ECH_2O thermal store range: additional hot water comfort

Combine your indoor unit with a thermal store to achieve the ultimate comfort at home.
› Fresh water principle: receive domestic hot water on demand while eliminating the risk of contamination and sedimentation
› Optimal domestic hot water performance: the low temperature evolution enables high tapping performance
› Fit for the future: possibility to integrate with renewable solar energy and other heat sources, e.g. fireplace
› Lightweight and robust build of the unit combined with the cascade principle offers flexible installation options

Built for small and large homes, customers can choose between a pressureless and a pressurised hot water system.

Pressureless (drain-back) solar system
EBSH-D, EBSX-D
› The solar collectors are only filled with water when sufficient heating is provided by the sun
› The pumps in the control and pump unit switch on briefly and fill the collectors with storage tank water
› After filling, water circulation is maintained by the remaining pump

Pressurised solar system
EBSHB-D, EBSXB-D
› System is filled with heat transfer fluid with the correct amount of antifreeze to avoid freezing in winter
› System is pressurised and sealed

Monthly energy consumption of an average detached house

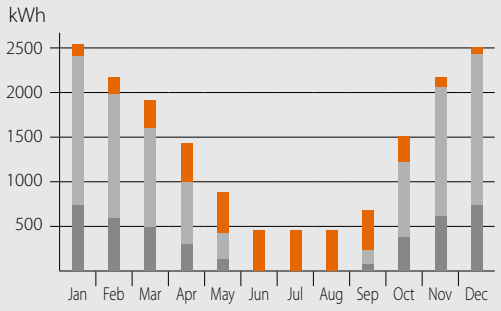

Utilisation of solar energy for domestic hot water and central heating
Heat pump (environmental heat)
Auxiliary energy (electricity)

System diagram: Integrated solar unit

1 Use of solar energy for domestic hot water and central heating
2 External heat pump unit
3 Solar thermal collectors
4 Solar pump station

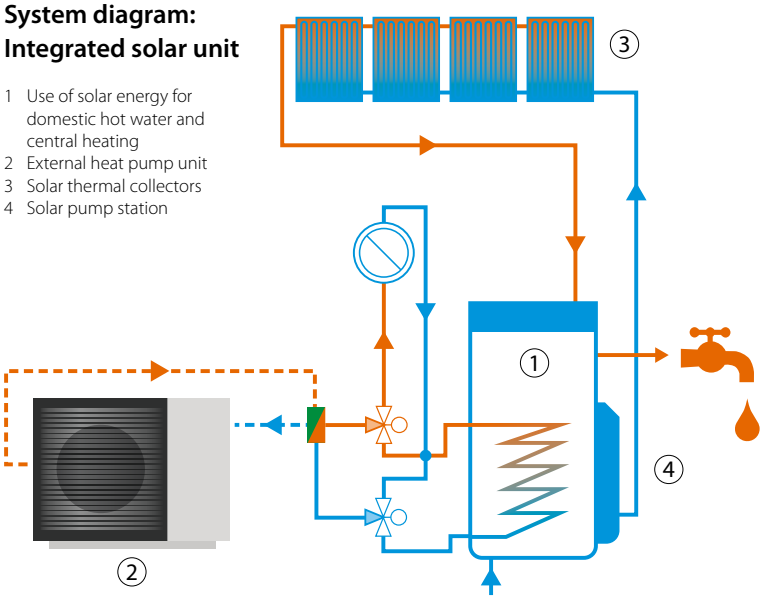

DAIKIN altherma

BLUEVOLUTION

Daikin Altherma 3 R ECH$_2$O

Floor standing air-to-water heat pump for **heating and hot water** with thermal solar support

- Integrated solar unit, offering top comfort in heating and hot water
- Maximum use of renewable energy: uses heat pump technology for heating and solar support for space heating and domestic hot water production
- Fresh water principle: hygienic water, with no need for thermal legionella disinfection
- Maintenance-free tank: no corrosion, anode, scale or lime deposits, and no loss of water through safety valve
- Solar support of domestic hot water with pressureless (drain-back) solar system
- Heat loss is reduced to a minimum thanks to the high quality insulation
- App control possible for managing heating, hot water and cooling operation
- Heat pump operation down to -25°C
- Possible to connect to photovoltaïc solar panels to provide energy for your heat pump

up to A+++ A+ 60°C R-32

More details and final information can be found by scanning or clicking the QR codes.

EBSH-D ERLA11-16DV3 ERLA11-16DW1

Efficiency data				EBSH + ERLA	11P30D + 11DV/W	11P50D + 11D/W	16P30D + 14DV/W	16P50D + 14DV/W	16P30D + 16DV/W	16P50D + 16DV/W
Space heating	Average climate water outlet 55°C	General	SCOP		3.23		3.22		3.32	
			ηs (Seasonal space heating efficiency)	%	126				130	
			Seasonal space heating eff. class		A++					
	Average climate water outlet 35°C	General	SCOP		4.63		4.60		4.61	
			ηs (Seasonal space heating efficiency)	%	182		181			
			Seasonal space heating eff. class		A+++					
Domestic hot water heating	General	Declared load profile			L	XL	L	XL	L	XL
	Average climate	COPdhw			2.73 / 2.75	3.05 / 3.10	2.73 / 2.75	3.05 / 3.10	2.73 / 2.75	3.05 / 3.10
		ηwh (water heating efficiency)		%	115 / 116	126 / 128	115 / 116	126 / 128	115 / 116	126 / 128
		Water heating energy efficiency class			A+					

Indoor Unit				EBSH	11P30D	11P50D	16P30D	16P50D	16P30D	16P50D
Casing	Colour				Traffic white (RAL9016) / Traffic black (RAL9017)					
	Material				Impact resistant polypropylene					
Dimensions	Unit		HeightxWidthxDepth	mm	1,893x594x680	1,910x792x817	1,893x594x680	1,910x792x817	1,893x594x680	1,910x792x817
Weight	Unit			kg	93	114	93	114	93	114
Tank	Water volume			l	294	477	294	477	294	477
	Maximum water temperature			°C	85					
Operation range	Heating	Ambient	Min.~Max.	°C	-25 ~ 35					
		Water side	Min.~Max.	°C	18 ~ 60					
	Domestic hot water	Ambient	Min.~Max.	°C	-25 ~ 35					
		Water side	Min.~Max.	°C	10 ~ 60					
Sound power level	Nom.			dBA	44.7					
Sound pressure level	Nom.			dBA	36.8					

Outdoor Unit			ERLA	11DV3/W1	14DV3/W1	16DV3/W1
Dimensions	Unit	HeightxWidthxDepth	mm	870x1,100x460		
Weight	Unit		kg	101		
Compressor	Quantity			1		
	Type			Hermetically sealed swing inverter compressor		
Operation range	Heating	Min.~Max.	°CDB	-25 ~ 35		
	Cooling	Min.~Max.	°CDB	10 ~ 43		
	Domestic hot water	Min.~Max.	°CDB	-25 ~ 35		
Refrigerant	Type			R-32		
	GWP			675		
	Charge		kg	3.80		
	Charge		TCO_2Eq	2.57		
	Control			Expansion valve		
LW(A) Sound power level (according to EN14825)				62		
Sound pressure level (at 1 meter)	Nom.			48		
Power supply	Name/Phase/Frequency/Voltage		Hz/V	V3/1~/50/230 / W1/3~/50/400		
Current	Recommended fuses		A	32/16		

This product contains fluorinated greenhouse gases.

DAIKIN altherma

BLUEVOLUTION

Daikin Altherma 3 R ECH$_2$O

Floor standing air-to-water heat pump for **bivalent heating and hot water** with thermal solar support

- Integrated solar unit, offering top comfort in heating and hot water
- Maximum use of renewable energy: uses heat pump technology for heating and solar support for space heating and domestic hot water production
- Fresh water principle: hygienic water, with no need for thermal legionella disinfection
- Maintenance-free tank: no corrosion, anode, scale or lime deposits, and no loss of water through safety valve
- Bivalent system: combinable with a secondary heat source
- Heat loss is reduced to a minimum thanks to the high quality insulation
- App control possible for managing heating and hot water operation
- Heat pump operation down to -25°C

up to A+++ A+ 60°C R-32

More details and final information can be found by scanning or clicking the QR codes.

EBSHB-D ERLA11-16DV3 ERLA11-16DW1

Efficiency data				EBSHB + ERLA	11P30D + 11DV/W	11P50D + 11DV/W	16P30D + 14DV/W	16P50D + 14DV/W	16P30D + 16DV/W	16P50D + 16DV/W
Space heating	Average climate water outlet 55°C	General	SCOP		3.23		3.22		3.32	
			ηs (Seasonal space heating efficiency)	%	126				130	
			Seasonal space heating eff. class		A++					
	Average climate water outlet 35°C	General	SCOP		4.63		4.60		4.61	
			ηs (Seasonal space heating efficiency)	%	182		181			
			Seasonal space heating eff. class		A+++					
Domestic hot water heating	General	Declared load profile			L	XL	L	XL	L	XL
	Average climate	COPdhw			2.73 / 2.75	3.05 / 3.10	2.73 / 2.75	3.05 / 3.10	2.73 / 2.75	3.05 / 3.10
		ηwh (water heating efficiency)		%	115 / 116	126 / 128	115 / 116	126 / 128	115 / 116	126 / 128
		Water heating energy efficiency class			A+					

Indoor Unit				EBSHB	11P30D	11P50D	16P30D	16P50D	16P30D	16P50D
Casing	Colour				Traffic white (RAL9016) / Traffic black (RAL9017)					
	Material				Impact resistant polypropylene					
Dimensions	Unit	HeightxWidthxDepth		mm	1,893x594x680	1,910x792x817	1,893x594x680	1,910x792x817	1,893x594x680	1,910x792x817
Weight	Unit			kg	94	117	94	117	94	117
Tank	Water volume			l	294	477	294	477	294	477
	Maximum water temperature			°C	85					
Operation range	Heating	Ambient	Min.~Max.	°C	-25 ~ 35					
		Water side	Min.~Max.	°C	18 ~ 60					
	Domestic hot water	Ambient	Min.~Max.	°C	-25 ~ 35					
		Water side	Min.~Max.	°C	10 ~ 60					
Sound power level	Nom.			dBA	44.7					
Sound pressure level	Nom.			dBA	36.8					

Outdoor Unit			ERLA	11DV3/W1	14DV3/W1	16DV3/W1
Dimensions	Unit	HeightxWidthxDepth	mm	870x1,100x460		
Weight	Unit		kg	101		
Compressor	Quantity			1		
	Type			Hermetically sealed swing inverter compressor		
Operation range	Heating	Min.~Max.	°CDB	-25 ~ 35		
	Cooling	Min.~Max.	°CDB	10 ~ 43		
	Domestic hot water	Min.~Max.	°CDB	-25 ~ 35		
Refrigerant	Type			R-32		
	GWP			675		
	Charge		kg	3.80		
	Charge		TCO_2Eq	2.57		
	Control			Expansion valve		
LW(A) Sound power level (according to EN14825)				62		
Sound pressure level (at 1 meter)	Nom.			48		
Power supply	Name/Phase/Frequency/Voltage		Hz/V	V3/1~/50/230 / W1/3~/50/400		
Current	Recommended fuses		A	32/16		

This product contains fluorinated greenhouse gases.

DAIKIN altherma

BLUEVOLUTION

Daikin Altherma 3 R ECH$_2$O

Floor standing air-to-water heat pump for **heating, cooling and hot water** with thermal solar support

- Integrated solar unit, offering top comfort in heating, hot water and cooling
- Maximum use of renewable energy: uses heat pump technology for heating and solar support for space heating and domestic hot water production
- Fresh water principle: hygienic water, with no need for thermal legionella disinfection
- Maintenance-free tank: no corrosion, anode, scale or lime deposits, and no loss of water through safety valve
- Solar support of domestic hot water with pressureless (drain-back) solar system
- Heat loss is reduced to a minimum thanks to the high quality insulation
- App control possible for managing heating, hot water and cooling operation
- Outdoor unit extracts heat from the outdoor air, even at -25°C
- Possible to connect to photovoltaïc solar panels to provide energy for your heat pump

up to A+++ A+ 60°C R-32

More details and final information can be found by scanning or clicking the QR codes.

EBSX-D ERLA11-16DV3 ERLA11-16DW1

Efficiency data				EBSX + ERLA	11P30D + 11DV/W	11P50D + 11DV/W	16P30D + 14DV/W	16P50D + 14DV/W	16P30D + 16DV/W	16P50D + 16DV/W
Space heating	Average climate water outlet 55°C	General	SCOP		3.27		3.26		3.35	
			ηs (Seasonal space heating efficiency)	%	128				131	
			Seasonal space heating eff. class		A++					
	Average climate water outlet 35°C	General	SCOP		4.72		4.68			
			ηs (Seasonal space heating efficiency)	%	186		184			
			Seasonal space heating eff. class		A+++					
Domestic hot water heating	General	Declared load profile			L	XL	L	XL	L	XL
	Average climate	COPdhw			2.73 / 2.75	3.05 / 3.10	2.73 / 2.75	3.05 / 3.10	2.73 / 2.75	3.05 / 3.10
		ηwh (water heating efficiency)		%	115 / 116	126 / 128	115 / 116	126 / 128	115 / 116	126 / 128
		Water heating energy efficiency class			A+					

Indoor Unit				EBSX	11P30D	11P50D	16P30D	16P50D	16P30D	16P50D
Casing	Colour				Traffic white (RAL9016) / Traffic black (RAL9017)					
	Material				Impact resistant polypropylene					
Dimensions	Unit	HeightxWidthxDepth		mm	1,893x594x680	1,910x792x817	1,893x594x680	1,910x792x817	1,893x594x680	1,910x792x817
Weight	Unit			kg	93	114	93	114	93	114
Tank	Water volume			l	294	477	294	477	294	477
	Maximum water temperature			°C	85					
Operation range	Heating	Ambient	Min.~Max.	°C	-25 ~ 35					
		Water side	Min.~Max.	°C	18 ~ 60					
	Cooling	Ambient	Min.~Max.	°C	10 ~ 43					
		Water side	Min.~Max.	°C	5 ~ 22					
	Domestic hot water	Ambient	Min.~Max.	°C	-25 ~ 35					
		Water side	Min.~Max.	°C	10 ~ 60					
Sound power level	Nom.			dBA	44.7					
Sound pressure level	Nom.			dBA	36.8					

Outdoor Unit				ERLA	11DV3/W1	14DV3/W1	16DV3/W1
Dimensions	Unit	HeightxWidthxDepth		mm	870x1,100x460		
Weight	Unit			kg	101		
Compressor	Quantity				1		
	Type				Hermetically sealed swing inverter compressor		
Operation range	Heating	Min.~Max.		°CDB	-25 ~ 35		
	Cooling	Min.~Max.		°CDB	10 ~ 43		
	Domestic hot water	Min.~Max.		°CDB	-25 ~ 35		
Refrigerant	Type				R-32		
	GWP				675		
	Charge			kg	3.80		
	Charge			TCO_2Eq	2.57		
	Control				Expansion valve		
LW(A) Sound power level (according to EN14825)					62		
Sound pressure level (at 1 meter)	Nom.				48		
Power supply	Name/Phase/Frequency/Voltage			Hz/V	V3/1~/50/230 / W1/3~/50/400		
Current	Recommended fuses			A	32/16		

This product contains fluorinated greenhouse gases.

DAIKIN altherma

BLUEVOLUTION

Daikin Altherma 3 R ECH$_2$O

Floor standing air-to-water heat pump for **bivalent heating, cooling and hot water** with thermal solar support

- Integrated solar unit, offering top comfort in heating and hot water
- Maximum use of renewable energy: uses heat pump technology for heating and solar support for space heating and domestic hot water production
- Fresh water principle: hygienic water, with no need for thermal legionella disinfection
- Maintenance-free tank: no corrosion, anode, scale or lime deposits, and no loss of water through safety valve
- Bivalent system: combinable with a secondary heat source
- Heat loss is reduced to a minimum thanks to the high quality insulation
- App control possible for managing heating and hot water operation
- Heat pump operation down to -25°C

up to A+++ A+ 60°C R-32

More details and final information can be found by scanning or clicking the QR codes.

EBSXB-D ERLA11-16DV3 ERLA11-16DW1

Efficiency data			EBSXB + ERLA	11P30D + 11DV/W	11P50D + 11DV/W	16P30D + 14DV/W	16P50D + 14DV/W	16P30D + 16DV/W	16P50D + 16DV/W
Space heating	Average climate water outlet 55°C	General	SCOP	3.27		3.26		3.35	
			ηs (Seasonal space heating efficiency) %	128				131	
			Seasonal space heating eff. class	A++					
	Average climate water outlet 35°C	General	SCOP	4.72		4.68			
			ηs (Seasonal space heating efficiency) %	186		184			
			Seasonal space heating eff. class	A+++					
Domestic hot water heating	General	Declared load profile		L	XL	L	XL	L	XL
	Average climate	COPdhw		2.73 / 2.75	3.05 / 3.10	2.73 / 2.75	3.05 / 3.10	2.73 / 2.75	3.05 / 3.10
		ηwh (water heating efficiency) %		115 / 116	126 / 128	115 / 116	126 / 128	115 / 116	126 / 128
		Water heating energy efficiency class		A+					

Indoor Unit			EBSXB	11P30D	11P50D	16P30D	16P50D	16P30D	16P50D
Casing	Colour			Traffic white (RAL9016) / Traffic black (RAL9017)					
	Material			Impact resistant polypropylene					
Dimensions	Unit	HeightxWidthxDepth	mm	1,893x594x680	1,910x792x817	1,893x594x680	1,910x792x817	1,893x594x680	1,910x792x817
Weight	Unit		kg	94	117	94	117	94	117
Tank	Water volume		l	294	477	294	477	294	477
	Maximum water temperature		°C	85					
Operation range	Heating	Ambient Min.~Max.	°C	-25 ~ 35					
		Water side Min.~Max.	°C	18 ~ 60					
	Cooling	Ambient Min.~Max.	°C	10 ~ 43					
		Water side Min.~Max.	°C	5 ~ 22					
	Domestic hot water	Ambient Min.~Max.	°C	-25 ~ 35					
		Water side Min.~Max.	°C	-25 ~ 35					
Sound power level	Nom.		dBA	44.7					
Sound pressure level	Nom.		dBA	36.8					

Outdoor Unit			ERLA	11DV3/W1	14DV3/W1	16DV3/W1
Dimensions	Unit	HeightxWidthxDepth	mm	870x1,100x460		
Weight	Unit		kg	101		
Compressor	Quantity			1		
	Type			Hermetically sealed swing inverter compressor		
Operation range	Heating	Min.~Max.	°CDB	-25 ~ 35		
	Cooling	Min.~Max.	°CDB	10 ~ 43		
	Domestic hot water	Min.~Max.	°CDB	-25 ~ 35		
Refrigerant	Type			R-32		
	GWP			675		
	Charge		kg	3.80		
	Charge		TCO_2Eq	2.57		
	Control			Expansion valve		
LW(A) Sound power level (according to EN14825)				62		
Sound pressure level (at 1 meter)	Nom.			48		
Power supply	Name/Phase/Frequency/Voltage		Hz/V	V3/1~/50/230 / W1/3~/50/400		
Current	Recommended fuses		A	32/16		

This product contains fluorinated greenhouse gases.

DESIGN AWARD 2018

reddot award 2018 winner

R-32

BLUEVOLUTION

Daikin Altherma 3 R W Wall mounted unit

Why choose Daikin wall mounted unit?

The Daikin Altherma 3 split wall mounted unit offers heating and cooling with high flexibility for a quick and easy installation, with an optional connection to deliver domestic hot water.

High flexibility for installation and domestic hot water connection

- Inclusion of all hydraulic components means no third party components are required
- PCB board and hydraulic components are located in the front for easy access
- Compact dimensions allows for small installation space, as almost no side clearances are required
- The unit's sleek design blends in with other household appliances
- Combine with a stainless steel or ECH_2O thermal store

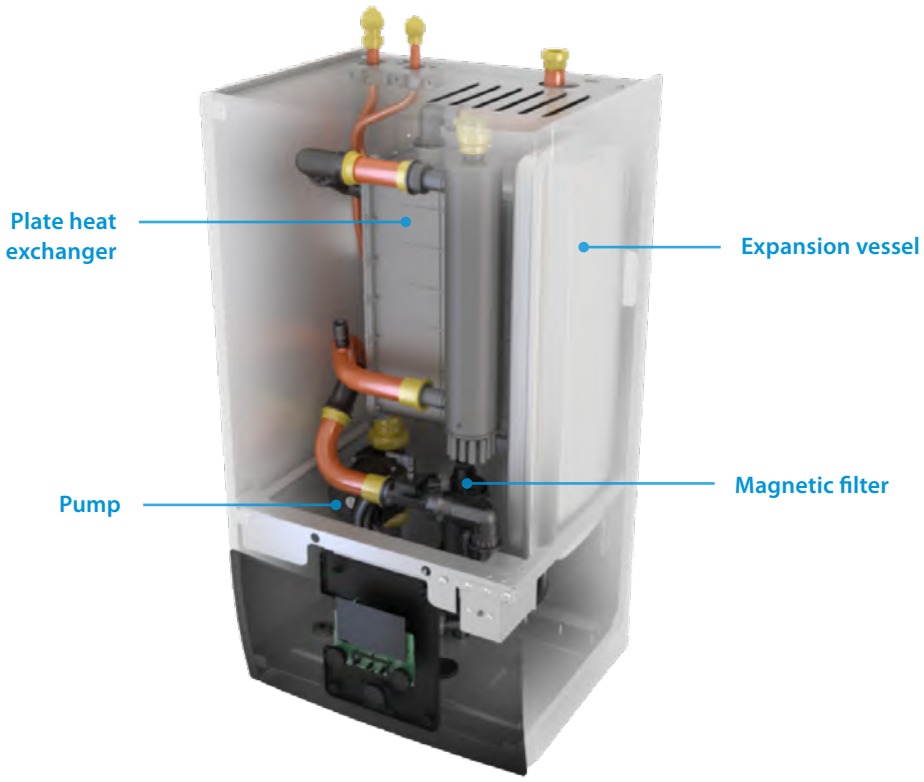

Flexibility in providing domestic hot water

If the end user requires hot water and installation height is limited, a separate stainless steel tank provides the required installation flexibility.

ECH$_2$O thermal store range: additional hot water comfort

Combine your wall mounted unit with a thermal store for additional hot water comfort.

- Fresh water principle: receive domestic hot water on demand while eliminating the risk of contamination and sedimentation
- Optimal domestic hot water performance: with high tapping performance
- Fit for future possibility to integrate with renewable solar energy and other heat sources, e.g. fireplace
- Lightweight and robust build on the unit combined with cascade principle offers flexible installation options

Flexibility in providing space heating

Daikin Altherma 3 R W is the perfect choice in case the end user is looking for space heating or cooling while domestic hot water is provided by another system.

Example of installation with a stainless steel domestic hot water tank.

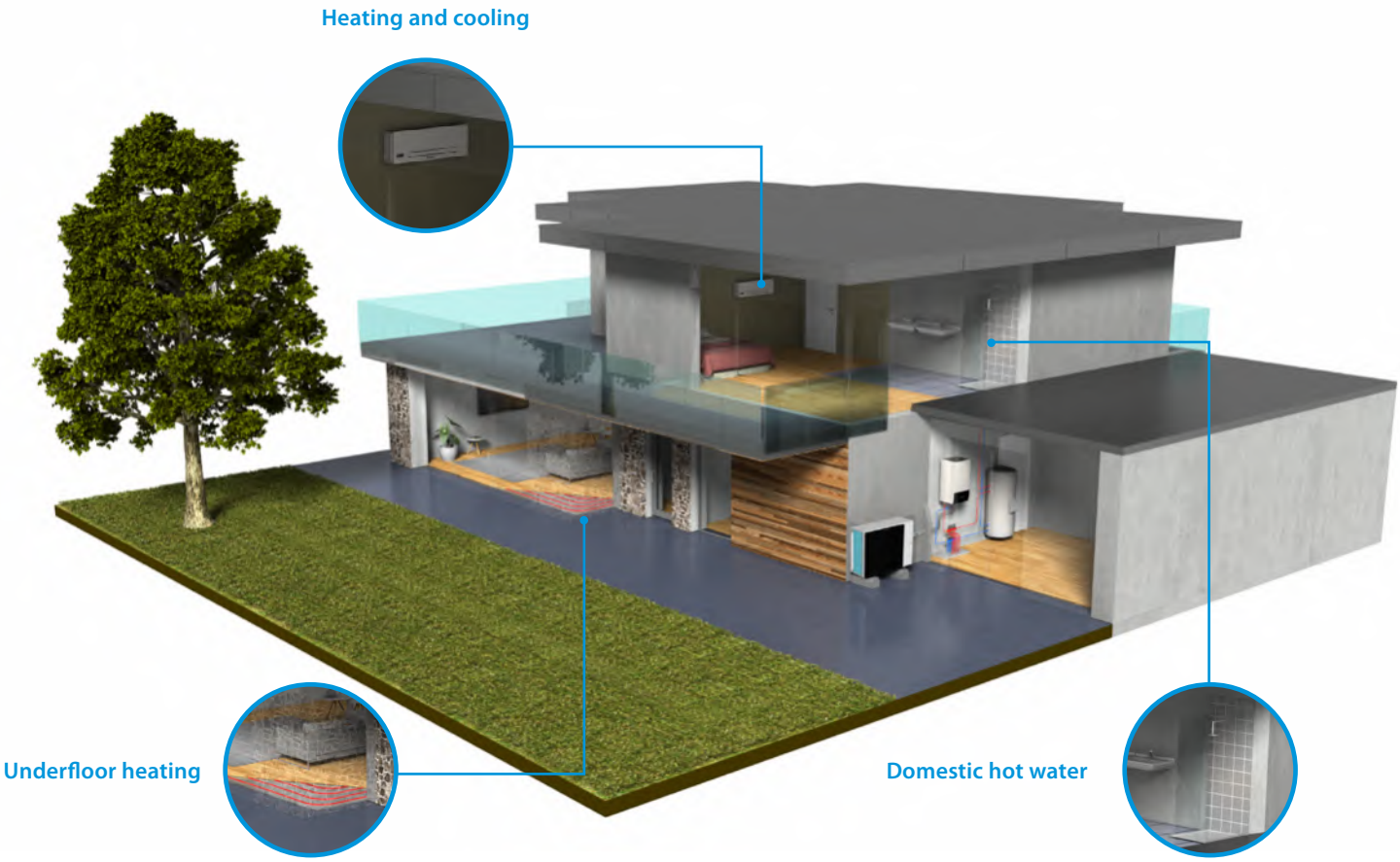

DAIKIN altherma

BLUEVOLUTION

Daikin Altherma 3 R W

Wall mounted **heating only** air-to-water heat pump

- Inclusion of all hydraulic components means no third party components are required
- PCB board and hydraulic components are located in the front for easy access
- Compact dimensions allows for small installation space, as almost no side clearances are required
- The unit's sleek design blends in with other household appliances
- Combine with a stainless steel tank or ECH$_2$O thermal store
- Heat pump operation down to -25°C

up to A+++ 60°C R-32

More details and final information can be found by scanning or clicking the QR codes.

EBBH-D6V EBBH-D9W ERLA11-16DV3 ERLA11-16DW1

Efficiency data				EBBH + EPRA	11D6V + 11DV/W	11D9W + 11DV/W	16D6V + 14DV/W	16D9W + 14DV/W	16D6V + 16DV/W	16D9W + 16DV/W
Space heating	Average climate water outlet 55°C	General	SCOP		3.23		3.22		3.32	
			ηs (Seasonal space heating efficiency)	%	126				130	
			Seasonal space heating eff. class		A++					
	Average climate water outlet 35°C	General	SCOP		4.63		4.60		4.61	
			ηs (Seasonal space heating efficiency)	%	182		181			
			Seasonal space heating eff. class		A+++					

Indoor Unit				EBBH	11D6V	11D9W	16D6V	16D9W	16D6V	16D9W
Casing	Colour				White + Black					
	Material				Resin, sheet metal					
Dimensions	Unit		HeightxWidthxDepth	mm	840x440x390					
Weight	Unit			kg	52.5		54.5			
Operation range	Heating	Ambient	Min.~Max.	°C	-25 ~ 35					
		Water side	Min.~Max.	°C	18 ~ 60					
	Domestic hot water	Ambient	Min.~Max.	°C	-25 ~ 35					
		Water side	Min.~Max.	°C	10 ~ 60					
Sound power level	Nom.			dBA	44					
Sound pressure level	Nom.			dBA	30					

Outdoor Unit				ERLA	11DV3/W1	14DV3/W1	16DV3/W1
Dimensions	Unit		HeightxWidthxDepth	mm	870x1,100x460		
Weight	Unit			kg	101		
Compressor	Quantity				1		
	Type				Hermetically sealed swing inverter compressor		
Operation range	Heating		Min.~Max.	°CDB	-25 ~ 35		
	Cooling		Min.~Max.	°CDB	10 ~ 43		
	Domestic hot water		Min.~Max.	°CDB	-25 ~ 35		
Refrigerant	Type				R-32		
	GWP				675		
	Charge			kg	3.80		
	Charge			TCO_2Eq	2.57		
	Control				Expansion valve		
LW(A) Sound power level (according to EN14825)					62		
Sound pressure level (at 1 meter)	Nom.				48		
Power supply	Name/Phase/Frequency/Voltage			Hz/V	V3/1~/50/230 / W1/3~/50/400		
Current	Recommended fuses			A	32/16		

This product contains fluorinated greenhouse gases.

DAIKIN altherma

BLUEVOLUTION

Daikin Altherma 3 R W

Wall mounted **reversible** air-to-water heat pump

- Inclusion of all hydraulic components means no third party components are required
- PCB board and hydraulic components are located in the front for easy access
- Compact dimensions allows for small installation space, as almost no side clearances are required
- The unit's sleek design blends in with other household appliances
- Combine with a stainless steel tank or ECH$_2$O thermal store
- Heat pump operation down to -25°C

up to A+++ 60°C R-32

More details and final information can be found by scanning or clicking the QR codes.

EBBX-D6V EBBX-D9W ERLA11-16DV3 ERLA11-16DW1

Efficiency data				EBBX + ERLA	11D6V + 11DV/W	11D9W + 11DV/W	16D6V + 14DV/W	16D9W + 14DV/W	16D6V + 16DV/W	16D9W + 16DV/W
Space heating	Average climate water outlet 55°C	General	SCOP		3.27		3.26		3.35	
			ηs (Seasonal space heating efficiency)	%	128				131	
			Seasonal space heating eff. class		A++					
	Average climate water outlet 35°C	General	SCOP		4.72		4.68			
			ηs (Seasonal space heating efficiency)	%	186		184			
			Seasonal space heating eff. class		A+++					

Indoor Unit				EBBX	11D6V	11D9W	16D6V	16D9W	16D6V	16D9W
Casing	Colour				White + Black					
	Material				Resin, sheet metal					
Dimensions	Unit		HeightxWidthxDepth	mm	840x440x390					
Weight	Unit			kg	52.5		54.5			
Operation range	Heating	Ambient	Min.~Max.	°C	-25 ~ 35					
		Water side	Min.~Max.	°C	18 ~ 60					
	Cooling	Ambient	Min.~Max.	°C	10 ~ 43					
		Water side	Min.~Max.	°C	5 ~ 22					
	Domestic hot water	Ambient	Min.~Max.	°C	-25 ~ 35					
		Water side	Min.~Max.	°C	10 ~ 60					
Sound power level	Nom.			dBA	44					
Sound pressure level	Nom.			dBA	30					

Outdoor Unit			ERLA	11DV3/W1	14DV3/W1	16DV3/W1
Dimensions	Unit	HeightxWidthxDepth	mm	870x1,100x460		
Weight	Unit		kg	101		
Compressor	Quantity			1		
	Type			Hermetically sealed swing inverter compressor		
Operation range	Heating	Min.~Max.	°CDB	-25 ~ 35		
	Cooling	Min.~Max.	°CDB	10 ~ 43		
	Domestic hot water	Min.~Max.	°CDB	-25 ~ 35		
Refrigerant	Type			R-32		
	GWP			675		
	Charge		kg	3.80		
	Charge		TCO_2Eq	2.57		
	Control			Expansion valve		
LW(A) Sound power level (according to EN14825)				62		
Sound pressure level (at 1 meter)	Nom.			48		
Power supply	Name/Phase/Frequency/Voltage		Hz/V	V3/1~/50/230 / W1/3~/50/400		
Current	Recommended fuses		A	32/16		

This product contains fluorinated greenhouse gases.

Combination table and options

			Floor standing integrated stainless steel tank			
			H/O		Reversible	
			11 class	16 class	11 class	16 class
			EBVH11S18D6V	EBVH16S18D6V	EBVX11S18D6V	EBVX16S18D6V
			EBVH11S18D9W	EBVH16S18D9W	EBVX11S18D9W	EBVX16S18D9W
			EBVH11S23D6V	EBVH16S23D6V	EBVX11S23D6V	EBVX16S23D6V
Type	Description	Material name	EBVH11S23D9W	EBVH16S23D9W	EBVX11S23D9W	EBVX16S23D9W
Outdoor unit		ERLA11DV3/9W	●		●	
		ERLA14DV3/9W		●		●
		ERLA16DV3/9W		●		●
Controller	Madoka wired room thermostat	BRC1HHDK/S/W	●	●	●	●
	Wireless room thermostats	EKRTR	●	●	●	●
	Wired digital thermostat	EKRTWA	●	●	●	●
	WLAN module	BRP069A71	●	●	●	●
	WLAN cartridge	BRP069A78	●	●	●	●
	Wired digital thermostat	EKWCTRDI1V3	●	●	●	●
	Wired analog thermostat	EKWCTRAN1V3	●	●	●	●
	Valve actuator	EKWCVATR1V3	●	●	●	●
	Wired underfloor heating base station	EKWUFHTA1V3	●	●	●	●
	Universal centralized controller	EKCC8-W, DCOM-LT/IO, LT/MB	●	●	●	●
Domestic hot water	Stainless steel tank	EKHWS(U)150D3V3				
		EKHWS(U)180D3V3				
		EKHWS(U)200D3V3				
		EKHWS(U)250D3V3				
		EKHWS(U)300D3V3				
	Polypropylene tank	EKHWP300B				
		EKHWP500B				
		EKHWP300PB				
		EKHWP500PB				
	Third party tank kit	EKHY3PART				
		EKHY3PART2				
Sensors	External sensor for EKRTR room thermostat	EKRTETS	● (5)	● (5)	● (5)	● (5)
	High voltage smart grid relay kit	EKRELSG	●	●	●	●
	Remote indoor temperature sensor	KRCS01-1	● (6)	● (6)	● (6)	● (6)
	Remote outdoor temperature sensor	EKRSCA1	● (6)	● (6)	● (6)	● (6)
Bizone kits	Generic Bizone kit (PCB only)	EKMIKPOA	●	●	●	●
	Generic Bizone kit	EKMIKPHA	●	●	●	●
Other options	Digital I/O PCB	EKRP1HBA	● (7)	● (7)	● (7)	● (7)
	Demand PCB	EKRP1AHT	●	●	●	●
	PC USB cable	EKPCCAB4	●	●	●	●
ECH_2O options	Inline BUH - connection kit	EKECBUCO2AF				
	Inline BUH - 3kW, for *3V (1N~, 230 V, 3 kW)	EKECBUAF3V				
	Inline BUH - 6kW, for *6V (1N~, 230 V, 6 kW)	EKECBUAF6V				
	Inline BUH - 9kW, for *9WN (3N~, 400 V, 9 kW)	EKECBUAF9W				
	Caleffi sludge and magnetite separator SAS1	156021				
	Biv Connector Kit	EKECBIVCO2AF				
	DB connector Kit	EKECDBCO2AF				

(1) Dedicated connection kit: EKEPRHLT3HX.
(2) Dedicated connection kit: ETBH: EKEPRHLT5H / ETBX: EKEPRHLT5X.
(3) EKHY3PART can be used if you have a tank in which you can insert the thermistor.
(4) EKHY3PART2 needs to be used if you have a tank in which you can't insert a thermistor.
(5) Can only be used in combination with the wireless room thermostat EKRTR.
(6) Only one sensor can be connected: indoor or outdoor.
(7) Additional relays to allow bivalent control in combination with external room thermostat are field supply.
(8) Only 1 Backup heater can be connected on one unit: 3 or 6* or 9 kW (*No 6T1-model applicable). EKECBUCO1AF is needed to connect the backup heater to the main unit.
(9) Only bivalent models.
(10) Only needed for 300 models. 500 models do not need DB connector kit to install DB solar system.

	Floor standing integrated ECH_2O				Wall mounted			
Bizone	Drain-back		Bivalent		H/O		Reversible	
16 class	11 class	16 class	11 class	16 class	11 class	16 class	11 class	16 class
EBVZ16S18D6V	EBSH11P30D	EBSH16P30D	EBSHB11P30D	EBSHB16P30D				
EBVZ16S18D9W	EBSH11P50D	EBSH11P50D	EBSHB11P50D	EBSHB16P50D				
EBVZ16S23D6V	EBSX11P30D	EBSX11P30D	EBSXB11P30D	EBSXB16P30D	EBBH11D6V	EBBH16D6V	EBBX11D6V	EBBX16D6V
EBVZ16S23D9W	EBSX11P50D	EBSX11P50D	EBSXB11P50D	EBSXB16P50D	EBBH11D9W	EBBH16D9W	EBBX11D9W	EBBX16D9W
●	●		●		●		●	
●		●		●		●		●
●		●		●		●		●
●	●	●	●	●	●	●	●	●
●	●	●	●	●	●	●	●	●
●	●	●	●	●	●	●	●	●
●	●	●	●	●	●	●	●	●
●	●	●	●	●	●	●	●	●
●	●	●	●	●	●	●	●	●
●	●	●	●	●	●	●	●	●
●	●	●	●	●	●	●	●	●
●	●	●	●	●	●	●	●	●
					●	●	●	●
					●	●	●	●
					●	●	●	●
					●	●	●	●
					●	●	●	●
					● (1)	● (1)	● (1)	● (1)
					● (2)	● (2)	● (2)	● (2)
					● (1)	● (1)	● (1)	● (1)
					● (2)	● (2)	● (2)	● (2)
					● (3)	● (3)	● (3)	● (3)
					● (4)	● (4)	● (4)	● (4)
● (5)	● (5)	● (5)	● (5)	● (5)	● (5)	● (5)	● (5)	● (5)
●	●	●	●	●	●	●	●	●
● (6)	● (6)	● (6)	● (6)	● (6)	● (6)	● (6)	● (6)	● (6)
● (6)	● (6)	● (6)	● (6)	● (6)	● (6)	● (6)	● (6)	● (6)
	●	●	●	●	●	●	●	●
	●	●	●	●	●	●	●	●
● (7)					● (7)	● (7)	● (7)	● (7)
●	●	●	●	●	●	●	●	●
●	●	●	●	●	●	●	●	●
	●	●	●	●				
	● (8)	● (8)	● (8)	● (8)				
	● (8)	● (8)	● (8)	● (8)				
	● (8)	● (8)	● (8)	● (8)				
	●	●	●	●				
			● (9)	● (9)				
	● (10)	● (10)						

Daikin Altherma 3 H

EPGA-D 11-14-16 kW
powered by Bluevolution with R-32

R-32, the environmentally-friendly refrigerant

Bluevolution

The Bluevolution technology combines very high efficient compressors developed by Daikin with the future of refrigerants: R-32.

Environmentally-friendly

Thanks to the combination of its lower GWP (675 vs. 2,087.5 for R-410A) and a lower refrigerant charge, R-32 is able to reduce by 75% its CO_2 equivalent wich makes it better for the environment.

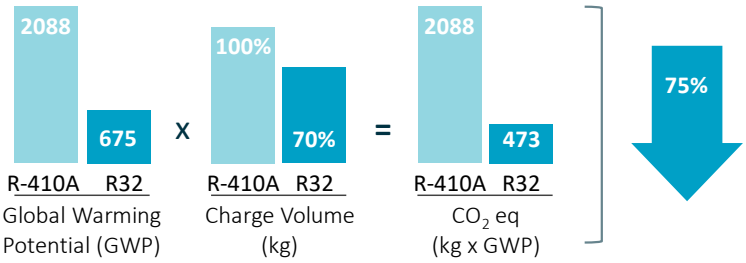

reddot award 2018 winner

DESIGN AWARD 2018

BLUEVOLUTION

R-32



Gas injection advantage

Higher capacity at low ambient

The Daikin Daikin Altherma 3 H 11-14-16 kW outdoor unit is equipped with a new gas injection scroll compressor allowing the unit to operate down to -28 °C outside temperature.

Moreover, the heating capacity at low ambient temperature (-7/35 °C) sees an improvement of 35% compared to its predecessor.

Convenient for sensitive urban areas

Low sound installer setting

In order to fulfill the requirements of the most sound sensitive urban areas, the installer can set up the unit in low sound mode that reduce the sound level by -3 dB(A).

Higher performances

Leaving water temperature

With a leaving water temperature of 60 °C at -10 °C outside, the Daikin Altherma 3 H 11-14-16 kW is perfect:

- For new build applications using underfloor heating
- For renovation applications using radiators

Daikin Altherma 3 H 11-14-16 kW outdoor unit

The outdoor unit EPGA-D is available in size 11-14-16 kW 1 phase and is connectable to:

- EAB(H/X)-D wall mounted indoor units
- EAV(H/X)-D tank integrated floor standing indoor units
- EAVZ-D tank integrated and Bi-Zone floor standing indoor units

Top energy performances

Thanks to the use of R-32, the unit reaches the highest energy performances represented by the best energy labels.

up to

DESIGN AWARD 2018

reddot award 2018 winner

R-32

BLUEVOLUTION

Daikin Altherma 3 H F

with integrated domestic hot water tank

Why choose Daikin floor standing unit with integrated domestic hot water tank?

The Daikin Altherma 3 H floor standing unit is the ideal system **to deliver heating, domestic hot water and cooling** for new build and low energy houses.

Easy to install

Small footprint & practical handles



The floor standing unit is designed to be handled easily thanks to its practical handles and without cutting edges. Its small footprint facilitates the installation in smaller spaces and the access to all the hydraulic components helps the installer to work on the unit without effort.

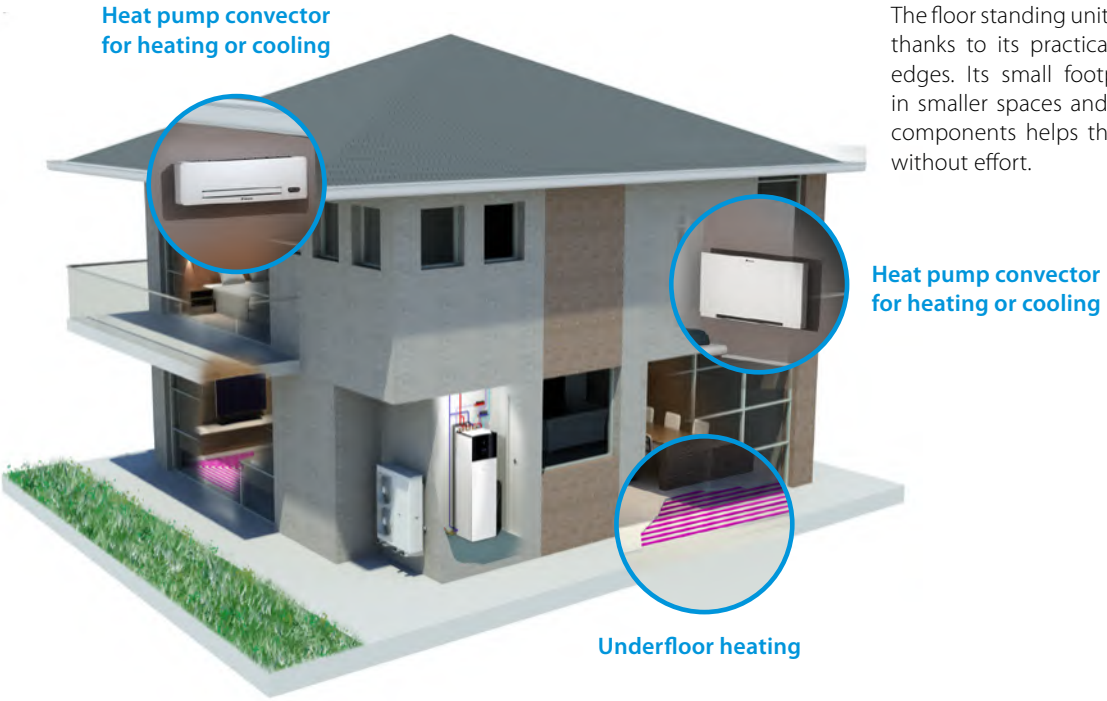

Advanced
user interface

The Daikin Eye

The intuitive Daikin eye shows you in real time the status of your system.

Blue
When the Daikin Eye indicates a blue colour, it means the boiler is functioning properly. The Daikin Eye will flash on and off when it's running on stand by mode.

Red
When the Daikin Eye indicates a red colour, it means the boiler is out of commission and requires a maintenance check.

Quick to configure

Log in and you'll be able to completely configure the unit via the new user interface in 9 steps. You can even check if the unit is ready for use by running test cycles. You can upload the settings on an USB stick and download it directly into the unit, or via the cloud.

Easy operation

Work super-fast with the new user interface. It's easy to use with just a few buttons and 2 navigational knobs.

Beautiful design

The user interface was especially designed to be very intuitive. The high contrasted colour screen delivers stunning and practical visuals that really help you as installer or service engineer.

A complete range
to answer all needs

Heating only models - EAVH-D

The heating only Daikin Altherma 3 models provide domestic hot water and space heating in an efficient way.

Reversible models - EAVX-D

Additionnaly to its core function, Daikin Altherma 3 can provide cooling during hot season.

This cooling function is working via emitters such as an underfloor system or thanks to a fancoil.

Bi-Zone models - EAVZ-D

Daikin also provides a third option to satisfy all the needs: the Daikin Altherma 3 Bi-Zone models. Bi-Zone means that the unit can manage two different water temperature zones at the same time, for instance radiators (45 °C) in the bedroom and underfloor heating (35 °C) in the living room.



Colour choice

White Silver-grey

Capacity and sizes

180 or 230 l
1,650 or 1,850 mm

DAIKIN altherma

BLUEVOLUTION

Daikin Altherma 3 H F

Floor standing air to water heat pump for **heating and hot water**; ideal for low energy houses

- Integrated stainless steel domestic hot water tank of 180 or 230 L
- PCB board and hydraulic components are located in the front for easy access
- Small installation footprint of 595 x 625 mm
- Integrated back-up heater choice of 6 or 9 kW
- Outdoor unit extracts heat from the outdoor air, even at -28 °C

011-1W0319 -> 324

More details and final information can be found by scanning or clicking the QR codes.

up to A+++ | A | 60 °C | R-32

EAVH-D6V | EAVH-D6VG | EAVH-D9W | EAVH-D9WG | EPGA-DV3

Efficiency data				EAVH + EPGA	16S18D6V(G)/ D9W(G) + 11DV	16S23D6V(G)/ D9W(G) + 11DV	16S18D6V(G)/ D9W(G) + 14DV	16S23D6V(G)/ D9W(G) + 14DV	16S18D6V(G)/ D9W(G) + 16DV	16S23D6V(G)/ D9W(G) + 16DV
Heating capacity	Nom.			kW	11.1 (1) / 11.3 (2)		14.5 (1) / 14.5 (2)		16.5 (1) / 15.6 (2)	
Power input	Heating	Nom.		kW	2.16 (1) / 2.91 (2)		2.91 (1) / 3.96 (2)		3.45 (1) / 4.21 (2)	
COP					5.15 (1) / 3.88 (2)		4.99 (1) / 3.65 (2)		4.78 (1) / 3.71 (2)	
Space heating	Average climate water outlet 55 °C	General	SCOP		3.29		3.34		3.41	
			ηs (Seasonal space heating efficiency)	%	129		130		133	
			Seasonal space heating eff. class		A++					
	Average climate water outlet 35 °C	General	SCOP		4.38		4.45		4.56	
			ηs (Seasonal space heating efficiency)	%	172		175		179	
			Seasonal space heating eff. class		A++		A+++			
Domestic hot water heating	General	Declared load profile			L	XL	L	XL	L	XL
	Average climate	ηwh (water heating efficiency)		%	104	111	104	111	104	111
		Water heating energy efficiency class			A					

Indoor Unit				EAVH	16S18D6V(G)/ D9W(G)	16S23D6V(G)/ D9W(G)	16S18D6V(G)/ D9W(G)	16S23D6V(G)/ D9W(G)	16S18D6V(G)/ D9W(G)	16S23D6V(G)/ D9W(G)
Casing	Colour				White + Black					
	Material				Resin / Sheet metal					
Dimensions	Unit	Height x Width x Depth		mm	1,650 x 595 x 625	1,850 x 595 x 625	1,650 x 595 x 625	1,850 x 595 x 625	1,650 x 595 x 625	1,850 x 595 x 625
Weight	Unit			kg	109	118	109	118	109	118
Tank	Water volume			L	180	230	180	230	180	230
	Maximum water temperature			°C	70					
	Maximum water pressure			bar	10					
	Corrosion protection				Pickling					
Operation range	Heating	Ambient	Min.~Max.	°C	5~30					
		Water side	Min.~Max.	°C	15~60					
	Domestic hot water	Ambient	Min.~Max.	°CDB	5~35					
		Water side	Max.	°C	60					
Sound power level	Nom.			dBA	44					
Sound pressure level	Nom.			dBA	30					

Outdoor Unit			EPGA	11DV	14DV	16DV
Dimensions	Unit	Height x Width x Depth	mm	1,440 x 1,160 x 380		
Weight	Unit		kg	143		
Compressor	Quantity			1		
	Type			Hermetically sealed scroll compressor		
Operation range	Cooling	Min.~Max.	°CDB	10~43		
	Domestic hot water	Min.~Max.	°CDB	-28~35		
Refrigerant	Type			R-32		
	GWP			675.0		
	Charge		kg	3.50		
	Charge		TCO_2Eq	2.36		
	Control			Expansion valve		
Sound power level	Heating	Nom.	dBA	64		66
	Cooling	Nom.	dBA	68		
Sound pressure level	Heating	Nom.	dBA	48	49	52
	Cooling	Nom.	dBA	55		
Power supply	Name/Phase/Frequency/Voltage		Hz/V	V3/1N~/50/230		
Current	Recommended fuses		A	32		

(1) Cooling Ta 35 °C - LWE 18 °C (DT = 5 °C); heating Ta DB/WB 7 °C/6 °C - LWC 35 °C (DT = 5 °C) (2) Cooling Ta 35 °C - LWE 7 °C (DT = 5 °C); heating Ta DB/WB 7 °C/6 °C - LWC 45 °C (DT = 5 °C).
This product contains fluorinated greenhouse gases.

DAIKIN altherma

BLUEVOLUTION

Daikin Altherma 3 H F

Floor standing air to water heat pump for **heating, cooling and hot water**; ideal for low energy houses

- Integrated stainless steel domestic hot water tank of 180 or 230 L
- PCB board and hydraulic components are located in the front for easy access
- Small installation footprint of 595 x 625 mm
- Integrated back-up heater choice of 6 or 9 kW
- Outdoor unit extracts heat from the outdoor air, even at -28 °C

011-1W0319 -> 324

More details and final information can be found by scanning or clicking the QR codes.

up to A+++ | A | 60 °C | R-32

EAVX-D6V | EAVX-D6VG | EAVX-D9W | EAVX-D9WG | EPGA-DV3

Efficiency data				EAVX + EPGA	16S18D6V(G)/ D9W(G) + 11DV	16S23D6V(G)/ D9W(G) + 11DV	16S18D6V(G)/ D9W(G) + 14DV	16S23D6V(G)/ D9W(G) + 14DV	16S18D6V(G)/ D9W(G) + 16DV	16S23D6V(G)/ D9W(G) + 16DV
Heating capacity	Nom.			kW	11.1 (1) / 11.3 (2)		14.5 (1) / 14.5 (2)		16.5 (1) / 15.6 (2)	
Power input	Heating	Nom.		kW	2.16 (1) / 2.91 (2)		2.91 (1) / 3.96 (2)		3.45 (1) / 4.21 (2)	
Cooling capacity	Nom.			kW	10.5 (1) / 10.7 (2)		11.1 (1) / 11.9 (2)		13.5 (1) / 11.9 (2)	
Power input	Cooling	Nom.		kW	2.21 (1) / 3.30 (2)		2.72 (1) / 3.97 (2)		3.42 (1) / 3.97 (2)	
COP					5.15 (1) / 3.88 (2)		4.99 (1) / 3.65 (2)		4.78 (1) / 3.71 (2)	
EER					4.75 (1) / 3.23 (2)		4.09 (1) / 2.99 (2)		3.94 (1) / 2.99 (2)	
Space heating	Average climate water outlet 55 °C	General	SCOP		3.32		3.37		3.43	
			ηs (Seasonal space heating efficiency)	%	130		132		134	
			Seasonal space heating eff. class		A++					
	Average climate water outlet 35 °C	General	SCOP		4.44		4.51		4.61	
			ηs (Seasonal space heating efficiency)	%	175		178		182	
			Seasonal space heating eff. class		A++		A+++			
Domestic hot water heating	General	Declared load profile			L	XL	L	XL	L	XL
	Average climate	ηwh (water heating efficiency)		%	104	111	104	111	104	111
		Water heating energy efficiency class			A					

Indoor Unit				EAVX	16S18D6V(G)/ D9W(G)	16S23D6V(G)/ D9W(G)	16S18D6V(G)/ D9W(G)	16S23D6V(G)/ D9W(G)	16S18D6V(G)/ D9W(G)	16S23D6V(G)/ D9W(G)
Casing	Colour				White + Black					
	Material				Resin / Sheet metal					
Dimensions	Unit	Height x Width x Depth		mm	1,650 x 595 x 625	1,850 x 595 x 625	1,650 x 595 x 625	1,850 x 595 x 625	1,650 x 595 x 625	1,850 x 595 x 625
Weight	Unit			kg	109	118	109	118	109	118
Tank	Water volume			L	180	230	180	230	180	230
	Maximum water temperature			°C	70					
	Maximum water pressure			bar	10					
	Corrosion protection				Pickling					
Operation range	Heating	Ambient	Min.~Max.	°C	5~30					
		Water side	Min.~Max.	°C	15~60					
	Cooling	Ambient	Min.~Max.	°CDB	5~35					
		Water side	Min.~Max.	°C	5~22					
	Domestic hot water	Ambient	Min.~Max.	°CDB	5~35					
		Water side	Max.	°C	60					
Sound power level	Nom.			dBA	44					
Sound pressure level	Nom.			dBA	30					

Outdoor Unit				EPGA	11DV	14DV	16DV
Dimensions	Unit	Height x Width x Depth		mm	1,440 x 1,160 x 380		
Weight	Unit			kg	143		
Compressor	Quantity				1		
	Type				Hermetically sealed scroll compressor		
Operation range	Cooling		Min.~Max.	°CDB	10~43		
	Domestic hot water		Min.~Max.	°CDB	-28~35		
Refrigerant	Type				R-32		
	GWP				675.0		
	Charge			kg	3.50		
	Charge			TCO_2Eq	2.36		
	Control				Expansion valve		
Sound power level	Heating		Nom.	dBA	64		66
	Cooling		Nom.	dBA	68		
Sound pressure level	Heating		Nom.	dBA	48	49	52
	Cooling		Nom.	dBA	55		
Power supply	Name/Phase/Frequency/Voltage			Hz/V	V3/1N~/50/230		
Current	Recommended fuses			A	32		

(1) Cooling Ta 35 °C - LWE 18 °C (DT = 5 °C); heating Ta DB/WB 7 °C/6 °C - LWC 35 °C (DT = 5 °C) (2) Cooling Ta 35 °C - LWE 7 °C (DT = 5 °C); heating Ta DB/WB 7 °C/6 °C - LWC 45 °C (DT = 5 °C).
This product contains fluorinated greenhouse gases.

DAIKIN altherma

BLUEVOLUTION

Daikin Altherma 3 H F

Floor standing integrated with **two different temperature zones monitoring**

- Integrated stainless steel domestic hot water tank of 180 or 230 L
- PCB board and hydraulic components are located in the front for easy access
- Small installation footprint of 595 x 625 mm
- Integrated back-up heater choice of 6 or 9 kW
- Outdoor unit extracts heat from the outdoor air, even at -28 °C

011-1W0319 -> 324

up to A+++ | A | 60 °C | R-32

More details and final information can be found by scanning or clicking the QR codes.

EAVZ-D6V EAVZ-D9W EPGA-DV3

Efficiency data				EAVZ + EPGA	16S18D6V/D9W + 11DV	16S23D6V/D9W + 11DV	16S18D6V/D9W + 14DV	16S23D6V/D9W + 14DV	16S18D6V/D9W + 16DV	16S23D6V/D9W + 16DV
Heating capacity	Nom.			kW	11.1 (1) / 11.3 (2)		14.5 (1) / 14.5 (2)		16.5 (1) / 15.6 (2)	
Power input	Heating	Nom.		kW	2.16 (1) / 2.91 (2)		2.91 (1) / 3.96 (2)		3.45 (1) / 4.21 (2)	
COP					5.15 (1) / 3.88 (2)		4.99 (1) / 3.65 (2)		4.78 (1) / 3.71 (2)	
Space heating	Average climate water outlet 55 °C	General	SCOP		3.29		3.34		3.41	
			ηs (Seasonal space heating efficiency)	%	129		130		133	
			Seasonal space heating eff. class		A++					
	Average climate water outlet 35 °C	General	SCOP		4.38		4.45		4.56	
			ηs (Seasonal space heating efficiency)	%	172		175		179	
			Seasonal space heating eff. class		A++		A+++			
Domestic hot water heating	General	Declared load profile			L	XL	L	XL	L	XL
	Average climate	ηwh (water heating efficiency)		%	104	111	104	111	104	111
		Water heating energy efficiency class			A					

Indoor Unit				EAVZ	16S18D6V/D9W	16S23D6V/D9W	16S18D6V/D9W	16S23D6V/D9W	16S18D6V/D9W	16S23D6V/D9W
Casing	Colour				White + Black					
	Material				Resin / Sheet metal					
Dimensions	Unit	Height x Width x Depth		mm	1,650 x 595 x 625	1,850 x 595 x 625	1,650 x 595 x 625	1,850 x 595 x 625	1,650 x 595 x 625	1,850 x 595 x 625
Weight	Unit			kg	120	128	120	128	120	128
Tank	Water volume			L	180	230	180	230	180	230
	Maximum water temperature			°C	70					
	Maximum water pressure			bar	10					
	Corrosion protection				Pickling					
Operation range	Heating	Ambient	Min.~Max.	°C	5~30					
		Water side	Min.~Max.	°C	15~60					
	Domestic hot water	Ambient	Min.~Max.	°CDB	5~35					
		Water side	Max.	°C	60					
Sound power level	Nom.			dBA	44					
Sound pressure level	Nom.			dBA	30					

Outdoor Unit				EPGA	11DV	14DV	16DV
Dimensions	Unit	Height x Width x Depth		mm	1,440 x 1,160 x 380		
Weight	Unit			kg	143		
Compressor	Quantity				1		
	Type				Hermetically sealed scroll compressor		
Operation range	Cooling		Min.~Max.	°CDB	10~43		
	Domestic hot water		Min.~Max.	°CDB	-28~35		
Refrigerant	Type				R-32		
	GWP				675.0		
	Charge			kg	3.50		
	Charge			TCO_2Eq	2.36		
	Control				Expansion valve		
Sound power level	Heating		Nom.	dBA	64		66
	Cooling		Nom.	dBA	68		
Sound pressure level	Heating		Nom.	dBA	48	49	52
	Cooling		Nom.	dBA	55		
Power supply	Name/Phase/Frequency/Voltage			Hz/V	V3/1N~/50/230		
Current	Recommended fuses			A	32		

(1) Cooling Ta 35 °C - LWE 18 °C (DT = 5 °C); heating Ta DB/WB 7 °C/6 °C - LWC 35 °C (DT = 5 °C) (2) Cooling Ta 35 °C - LWE 7 °C (DT = 5 °C); heating Ta DB/WB 7 °C/6 °C - LWC 45 °C (DT = 5 °C).
This product contains fluorinated greenhouse gases.

Options

		Type	Material name
Controllers		Remote user interface	BRC1HHDK/S/W
		LAN Adapter + PV Solar connection	BRP069A61
		LAN only	BRP069A62
		Room thermostat (wired)	EKRTWA
		Room thermostat (wireless)	EKRTR1
		External sensor	EKRTETS
		DCOM gateway	DCOM-LT/IO
		DCOM gateway	DCOM-LT/MB
Adapter	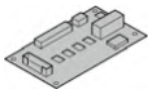	Demand PCB	EKRP1AHTA
	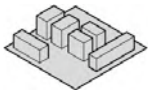	Digital I/O PCB	EKRP1HBAA
Installation		Bi-Zone kit (watts kit)	BZKA7V3
Sensors		Remote indoor sensor	KRCS01-1
		Remote outdoor sensor	EKRSCA-1
Others		PC USB Cable	EKPCCAB4
		Universal centralized controller	EKCC8-W
		Freeze protection valve	AFVALVE1
		Heat pump convector	FWX(V/M/T)-ATV3(*)

DESIGN AWARD 2018

reddot award 2018 winner

R-32

BLUEVOLUTION

Daikin Altherma 3 H W

wall mounted unit

Why choose Daikin wall mounted unit?

The Daikin Altherma 3 H W split wall mounted unit offers **heating and cooling** with high flexibility for a quick and easy installation, **with an optional connection to deliver domestic hot water**.

High flexibility for installation and domestic hot water connection

- Inclusion of all hydraulic components means no third party components are required
- PCB board and hydraulic components are located in the front for easy access
- Compact dimensions allows for small installation space, as almost no side clearances are required
- The unit's sleek design blends in with other household appliances
- Combine with a stainless steel or ECH_2O thermal store

Advanced
user interface

The Daikin Eye

The intuitive Daikin eye shows you in real time the status of your system.

Blue
When the Daikin Eye indicates a blue colour, it means the boiler is functioning properly. The Daikin Eye will flash on and off when it's running on stand by mode.

Red
When the Daikin Eye indicates a red colour, it means the boiler is out of commission and requires a maintenance check.

Quick to configure

Log in and you'll be able to completely configure the unit via the new user interface in 9 steps. You can even check if the unit is ready for use by running test cycles. You can upload the settings on an USB stick and download it directly into the unit, or via the cloud.

Easy operation

Work super-fast with the new user interface. It's easy to use with just a few buttons and 2 navigational knobs.

Beautiful design

The user interface was especially designed to be very intuitive. The high contrasted colour screen delivers stunning and practical visuals that really help you as installer or service engineer.

Multiple tank solutions,
infinite possibilities

ECH$_2$O Thermal stores (EKHWP-(P)B)

Connect your Daikin Altherma 3 wall mounted unit with a thermal store and take advantage of the energy of the sun.

Stainless steel tank (EKHWS(U)-D)

Connect your Daikin Altherma 3 wall mounted unit with a stainless steel tank to achieve efficient domestic hot water heating production.

Flexibility in providing domestic hot water

Heating only models - EABH-D

The heating only Daikin Altherma 3 models provide domestic hot water and space heating in an efficient way.

Reversible models - EABX-D

Additionnaly to its core function, Daikin Altherma 3 can provide cooling during hot season.

This cooling function is working via emitters such as an underfloor system or thanks to a fancoil.

DAIKIN altherma

BLUEVOLUTION

Daikin Altherma 3 H W

Wall mounted **heating only** air-to-water heat pump ideal for low energy houses

- Combine with a stainless steel tank or ECH$_2$O thermal store to provide domestic hot water
- PCB board and hydraulic components are located in the front for easy access
- Compact dimensions allows for small installation space, as almost no side clearances are required
- Integrated back-up heater choice of 6 or 9 kW
- Outdoor unit extracts heat from the outdoor air, even at -28 °C

up to A+++ 60 °C R-32

011-1W0319 -> 324

More details and final information can be found by scanning or clicking the QR codes.

EABH-D6V EABH-D9W EPGA-DV3

Efficiency data				EABH + EPGA	16D6V/D9W + 11DV	16D6V/D9W + 14DV	16D6V/D9W + 16DV
Heating capacity	Nom.			kW	11.1 (1) / 11.3 (2)	14.5 (1) / 14.5 (2)	16.5 (1) / 15.6 (2)
Power input	Heating	Nom.		kW	2.16 (1) / 2.91 (2)	2.91 (1) / 3.96 (2)	3.45 (1) / 4.21 (2)
COP					5.15 (1) / 3.88 (2)	4.99 (1) / 3.65 (2)	4.78 (1) / 3.71 (2)
Space heating	Average climate water outlet 55 °C	General	SCOP		3.29	3.34	3.41
			ηs (Seasonal space heating efficiency)	%	129	130	133
			Seasonal space heating eff. class		A++		
	Average climate water outlet 35 °C	General	SCOP		4.38	4.45	4.56
			ηs (Seasonal space heating efficiency)	%	172	175	179
			Seasonal space heating eff. class		A++	A+++	

Indoor Unit				EABH	16D6V	16D9W	16D6V	16D9W	16D6V	16D9W
Casing	Colour				White + Black					
	Material				Resin, sheet metal					
Dimensions	Unit	Height x Width x Depth		mm	840 x 440 x 390					
Weight	Unit			kg	38					
Operation range	Heating	Water side	Min.~Max.	°C	15~60					
	Domestic hot water	Water side	Min.~Max.	°C	25~75					
Sound power level	Nom.			dBA	44					
Sound pressure level	Nom.			dBA	30					

Outdoor Unit				EPGA	11DV	14DV	16DV
Dimensions	Unit	Height x Width x Depth		mm	1,440 x 1,160 x 380		
Weight	Unit			kg	143		
Compressor	Quantity				1		
	Type				Hermetically sealed scroll compressor		
Operation range	Cooling		Min.~Max.	°CDB	10~43		
	Domestic hot water		Min.~Max.	°CDB	-28~35		
Refrigerant	Type				R-32		
	GWP				675.0		
	Charge			kg	3.50		
	Charge			TCO_2Eq	2.36		
	Control				Expansion valve		
Sound power level	Heating		Nom.	dBA	64		66
	Cooling		Nom.	dBA	68		
Sound pressure level	Heating		Nom.	dBA	48	49	52
	Cooling		Nom.	dBA	55		
Power supply	Name/Phase/Frequency/Voltage			Hz/V	V3/1N~/50/230		
Current	Recommended fuses			A	32		

(1) Cooling Ta 35 °C - LWE 18 °C (DT = 5 °C); heating Ta DB/WB 7 °C/6 °C - LWC 35 °C (DT = 5 °C) (2) Cooling Ta 35 °C - LWE 7 °C (DT = 5 °C); heating Ta DB/WB 7 °C/6 °C - LWC 45 °C (DT = 5 °C).
This product contains fluorinated greenhouse gases.

DAIKIN altherma

BLUEVOLUTION

Daikin Altherma 3 H W

Wall mounted **reversible** air-to-water heat pump ideal for low energy houses

- Combine with a stainless steel tank or ECH$_2$O thermal store to provide domestic hot water
- PCB board and hydraulic components are located in the front for easy access
- Compact dimensions allows for small installation space, as almost no side clearances are required
- Integrated back-up heater choice of 6 or 9 kW
- Outdoor unit extracts heat from the outdoor air, even at -28 °C

up to A+++ 60 °C R-32

011-1W0319 -> 324

More details and final information can be found by scanning or clicking the QR codes.

EABX-D6V EABX-D9W EPGA-DV3

Efficiency data				EABX + EPGA	16D6V/D9W + 11DV	16D6V/D9W + 14DV	16D6V/D9W + 16DV
Heating capacity	Nom.			kW	11.1 (1) / 11.3 (2)	14.5 (1) / 14.5 (2)	16.5 (1) / 15.6 (2)
Power input	Heating	Nom.		kW	2.16 (1) / 2.91 (2)	2.91 (1) / 3.96 (2)	3.45 (1) / 4.21 (2)
Cooling capacity	Nom.			kW	10.5 (1) / 10.7 (2)	11.1 (1) / 11.9 (2)	13.5 (1) / 11.9 (2)
Power input	Cooling	Nom.		kW	2.21 (1) / 3.30 (2)	2.72 (1) / 3.97 (2)	3.42 (1) / 3.97 (2)
COP					5.15 (1) / 3.88 (2)	4.99 (1) / 3.65 (2)	4.78 (1) / 3.71 (2)
EER					4.75 (1) / 3.23 (2)	4.09 (1) / 2.99 (2)	3.94 (1) / 2.99 (2)
Space heating	Average climate water outlet 55 °C	General	SCOP		3.32	3.37	3.43
			ηs (Seasonal space heating efficiency)	%	130	132	134
			Seasonal space heating eff. class		A++		
	Average climate water outlet 35 °C	General	SCOP		4.44	4.51	4.61
			ηs (Seasonal space heating efficiency)	%	175	178	182
			Seasonal space heating eff. class		A++	A+++	

Indoor Unit				EABX	16D6V	16D9W	16D6V	16D9W	16D6V	16D9W
Casing	Colour				White + Black					
	Material				Resin, sheet metal					
Dimensions	Unit	Height x Width x Depth		mm	840 x 440 x 390					
Weight	Unit			kg	38					
Operation range	Heating	Water side	Min.~Max.	°C	15~60					
	Domestic hot water	Water side	Min.~Max.	°C	25~75					
Sound power level	Nom.			dBA	44					
Sound pressure level	Nom.			dBA	30					

Outdoor Unit				EPGA	11DV	14DV	16DV
Dimensions	Unit	Height x Width x Depth		mm	1,440 x 1,160 x 380		
Weight	Unit			kg	143		
Compressor	Quantity				1		
	Type				Hermetically sealed scroll compressor		
Operation range	Cooling		Min.~Max.	°CDB	10~43		
	Domestic hot water		Min.~Max.	°CDB	-28~35		
Refrigerant	Type				R-32		
	GWP				675.0		
	Charge			kg	3.50		
	Charge			TCO_2Eq	2.36		
	Control				Expansion valve		
Sound power level	Heating		Nom.	dBA	64		66
	Cooling		Nom.	dBA	68		
Sound pressure level	Heating		Nom.	dBA	48	49	52
	Cooling		Nom.	dBA	55		
Power supply	Name/Phase/Frequency/Voltage			Hz/V	V3/1N~/50/230		
Current	Recommended fuses			A	32		

(1) Cooling Ta 35 °C - LWE 18 °C (DT = 5 °C); heating Ta DB/WB 7 °C/6 °C - LWC 35 °C (DT = 5 °C) (2) Cooling Ta 35 °C - LWE 7 °C (DT = 5 °C); heating Ta DB/WB 7 °C/6 °C - LWC 45 °C (DT = 5 °C).
This product contains fluorinated greenhouse gases.

Options

		Type	Material name
Controllers		Remote user interface	BRC1HHDK/S/W
		LAN Adapter + PV Solar connection	BRP069A61
		LAN only	BRP069A62
		Room thermostat (wired)	EKRTWA
		Room thermostat (wireless)	EKRTR1
		External sensor	EKRTETS
		DCOM gateway	DCOM-LT/IO
		DCOM gateway	DCOM-LT/MB
Adapter		Demand PCB	EKRP1AHTA
	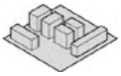	Digital I/O PCB	EKRP1HBAA
Installation		Bi-Zone kit (watts kit)	BZKA7V3
		Third party tank kit for tank with sensor pocket	EKHY3PART
		Third party tank kit for tank with built-in thermostat	EKHY3PART2
Sensors		Remote indoor sensor	KRCS01-1
		Remote outdoor sensor	EKRSCA-1
Others		PC USB Cable	EKPCCAB4
		Universal centralized controller	EKCC8-W
		Freeze protection valve	AFVALVE1
		Heat pump convector	FWX(V/M/T)-ATV3
		Connection kit with storage tank EKHWP*	EKBH3SD

HOTELS DE PARIS

Daikin Altherma 3 M

The power pact

The Daikin Altherma 3 M is the Daikin's first third generation monobloc, benefiting from a new design and using the R-32 refrigerant.

Compact improved design

A redesigned casing

The black front grill made of horizontal lines is hiding the fan from view, reducing the perception of the sound produced by the unit.

The light grey casing is slightly reflecting the environment where the unit is installed, helping it to blend in in any decor.

A single fan for high capacity units

The single fan is slighlty larger, replacing the usual double fan for high capacity units. The shape of the fan has also been reviewed to reduce the contact surface with air therefore lower the sound level by improving the air circulation.



R-32 monobloc

Daikin is a pioneer in launching heat pumps equipped with R-32. With a lower Global Warming Potential (GWP), the R-32 is equivalent in power to standard refrigerants, but achieves higher energy efficiency and lower CO_2 emissions. Easy to recover and reuse, R-32 is the perfect solution for attaining the new European CO_2 emission targets.

Reduced environmental impact: CO_2eq > 75% reduction
- GWP: R410A: 2,088 > R32: 675
- 30% less refrigerant charge needed

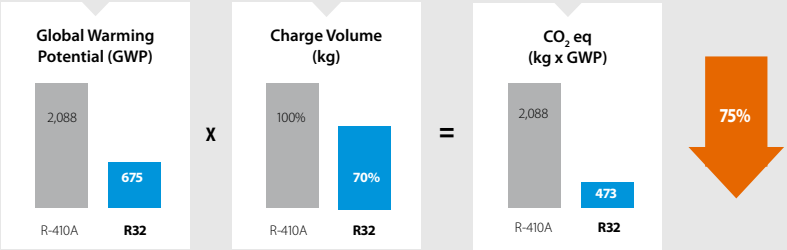

R-32 BLUEVOLUTION

A simple solution to space limitation

Thanks to the monobloc set-up, no indoor unit is required which helps when space is limited inside. The monobloc can even fit under a window!

Fully connected

The Daikin Altherma 3 M also finds its power in Daikin Altherma total solution, including controls, heat collectors and heat emitters.

Onecta App, with voice control

- Control the heating system from home or remote via smartphone
- Control the heating system with the voice
- Include integrations with Google Assistant and Amazon Alexa
- Featuring other functions: scheduling and holiday mode, control multiple units and boosting mode, monitoring energy consumption…

Cloud ready with WLAN option

Madoka, user-friendly wired room thermostat

- Sleek and elegant design
- Intuitive touch-button control
- Three colours to match any interior (white, black and silver-grey)
- Compact, measures only 85 x 85 mm

DESIGN AWARD 2018

reddot award 2018 winner

Heating and cooling emitters

As a mid-temperature heat pump, the Daikin Altherma 3 M fits perfectly with any type of emitters such as fan coils, underfloor heating or heat pumps convectors.

NEW

Man-machine interface

Inspired from the design awarded Daikin Altherma third generation interface of indoor units, this new controller gathers all benefits:

The Daikin Eye

The intuitive Daikin eye shows you in real time the status of the system. Blue is perfect! Should the eye turn red, an error has occured.

Quick to configure

Log in and you'll be able to completely configure the unit via the new interface in less than 10 steps. You can even check if the unit is ready for use by running test cycles!

Easy operation

Work super-fast with the new interface. It's super easy to use with just a few buttons and 2 navigational knobs.

Beautiful design

The interface was especially designed to be very intuitive. The high contrasted colour screen delivers stunning and practical visuals that really help you as installer or service engineer.

- WLAN cartridge connection
- Discreet thanks to small dimensions H x W x D 136 x 160 x 37 mm

Domestic hot water production

The Daikin Altherma 3 M monobloc combines with stainless steel tanks (EKHWS-D) and thermal stores and panels (EKHWP) to provide efficient domestic hot water.

Straight forward installation & maintenance

The Daikin Altherma 3 M also gets its power from inside by including all hydraulic components into one single unit.

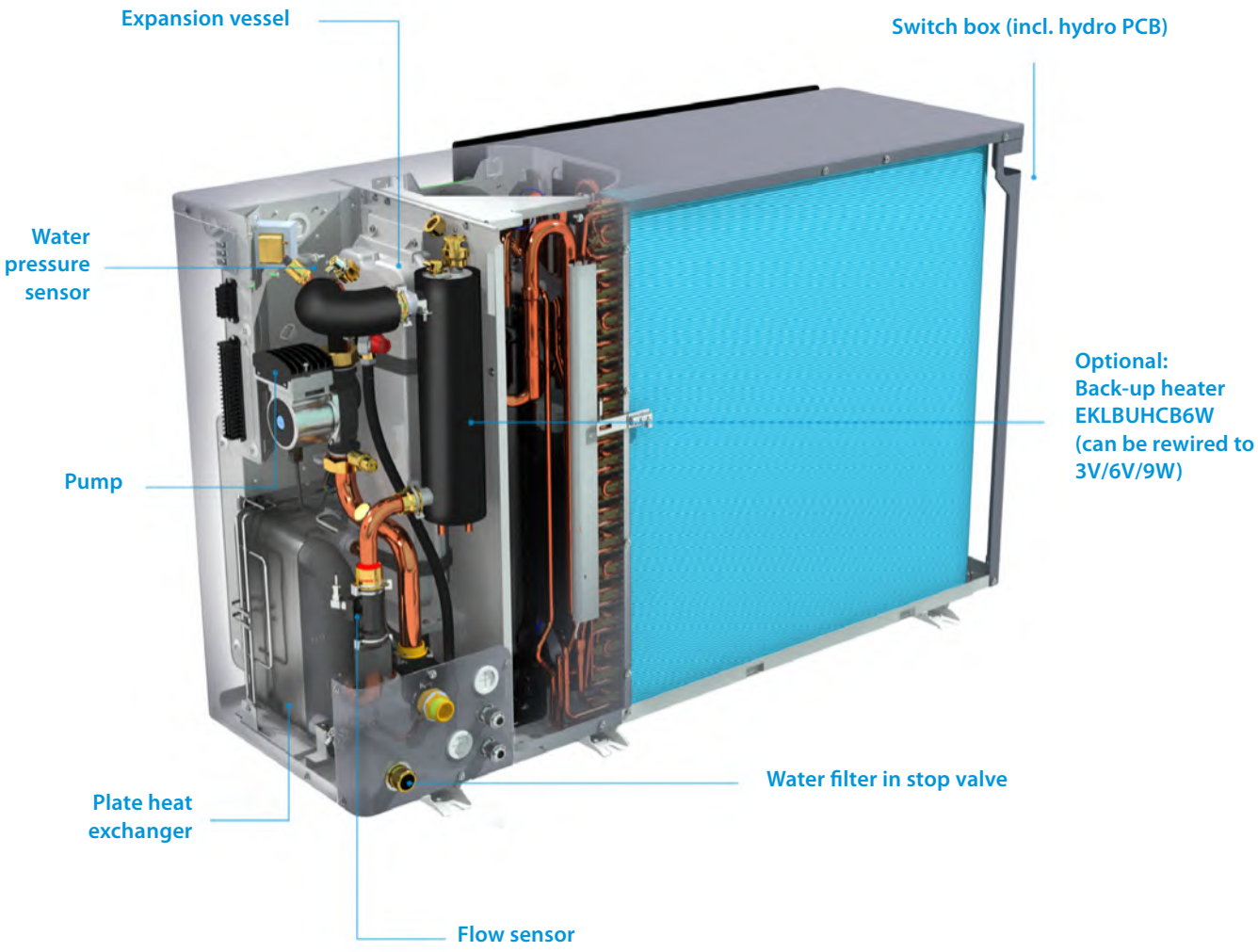

Comfort and premium performance

The Daikin Altherma 3 M shows improved performances as well as a wide product range.

Extended product range

› Heating only models (EDLA*)
› Reversible models providing cooling (EBLA*)
› One-phase models (EB/DLA-DV*)
› Three-phase models (EB/DLA-DW*)
› Back-up heater models (EB/DLA-D3V/D3W)
› Back-up heater less models (EB/DLA-D/DW)
› All available in 9, 11, 14 and 16 kW

Improved performances

› Up to A+++
› Operation down to -25°C outside temperature
› Guaranteed heating capacities down to -20°C
› Delivers LWT 60°C at -7°C
› Suitable for renovations, replacement, and large new buildings

Flexibility in domestic hot water production

› Combination with stainless steel domestic hot water tank (EKHWS(U)-D)
› Combination with ECH2O thermal store to provide domestic hot water with support from the sun

Perfect match with any heat emitters

› Combination with underfloor heating applications
› Combination with heat pump convectors Daikin Altherma HPC

DAIKIN altherma

BLUEVOLUTION

Daikin Altherma 3 M

Heating only air to water monobloc system, ideal when indoor space is limited

- W-LAN cartridge connection (optional)
- Possible to combine with domestic hot water tanks
- Heating only air-to-water heat pump
- Monobloc all-in-one concept including all hydraulic parts
- Available with Built-in 3 kW electric back-up heater for additional heating or with a separate back-up heater kit
- Available in one phase and three phase

EDLA09-16DV3/DW1

BRC1HHDK

-25°

Up to A+++

55 °C

R-32

011-1W0423 → 426

More details and final information can be found by scanning or clicking the QR codes.

EDLA09-16DV3 EDLA09-16D3V3 EDLA09-16DW1 EDLA09-16D3W1

Single Unit				EDLA	09D(3)V3/D(3)W1	11D(3)V3/D(3)W1	14D(3)V3/D(3)W1	16D(3)V3/D(3)W1
Heating capacity	Nom.			kW	9.37 (1) / 9.00 (2)	10.6 (1) / 9.82 (2)	12.0 (1) / 12.5 (2)	16.0 (1) / 16.0 (2)
Power input	Heating	Nom.		kW	1.91 (1) / 2.43 (2)	2.18 (1) / 2.68 (2)	2.46 (1) / 3.42 (2)	3.53 (1) / 4.56 (2)
COP					4.91 (1) / 3.71 (2)	4.83 (1) / 3.66 (2)	4.87 (1) / 3.64 (2)	4.53 (1) / 3.51 (2)
Space heating	Average climate water outlet 55 °C	General	ηs (Seasonal space heating efficiency)		133	130	132	130
			SCOP		3.39	3.32	3.37	3.33
			Seasonal space heating eff. class		A++			
	Average climate water outlet 35 °C	General	ηs (Seasonal space heating efficiency)		186	182		
			SCOP		4.72	4.64	4.62	
			Seasonal space heating eff. class		A+++			
Casing	Colour				Silver			
	Material				Polyester painted galvanised steel plate			
Dimensions	Unit	HeightxWidthxDepth		mm	870 x 1,380 x 460			
Weight	Unit			kg	DV3/DW1: 147, D3V3/D3W1: 149			
Compressor	Quantity				1			
	Type				Hermetically sealed swing compressor			
Operation range	Heating	Ambient	Min.~Max.	°CWB	DV3/DW1: -25 ~ 25, D3V3/D3W1: -25 ~ 35			
		Water side	Min.~Max.	°C	DV3/DW1: 9 ~ 60, D3V3/D3W1: 15 ~ 60			
	Domestic hot water	Ambient	Min.~Max.	°CDB	-25 ~ 35			
		Water side	Min.~Max.	°C	25 ~ 55			
Refrigerant	Type				R-32			
	GWP				675.0			
	Charge			kg	3.80			
	Charge			TCO_2Eq	2.57			
	Control				Expansion valve			
Sound power level (3)	Heating	Nom.		dBA	62			
Power supply	Name/Phase/Frequency/Voltage			Hz/V	V3/1~/50/230 - W1/3~/50/400			
Current	Recommended fuses			A	32/16			

(1) Ta DB/WB 7°C/6°C - LWC 35°C (DT = 5°C) | (2) Ta DB/WB 7°C/6°C - LWC 45°C (DT = 5°C) | (3) According to EN14825 This product contains fluorinated greenhouse gases.

DAIKIN altherma

BLUEVOLUTION

Daikin Altherma 3 M

Reversible air to water monobloc system, ideal when indoor space is limited

- W-LAN cartridge connection (optional)
- Possible to combine with domestic hot water tanks
- Heating and cooling air-to-water heat pump
- Monobloc all-in-one concept including all hydraulic parts
- Available with Built-in 3 kW electric back-up heater for additional heating or with a separate back-up heater kit
- Available in one phase and three phase

Up to A+++ 55 °C R-32

011-1W0423 → 426

More details and final information can be found by scanning or clicking the QR codes. EBLA09-16DV3 EBLA09-16D3V3 EBLA09-16DW1 EBLA09-16D3W1

Single Unit				EBLA	09D(3)V3/D(3)W1	11D(3)V3/D(3)W1	14D(3)V3/D(3)W1	16D(3)V3/D(3)W1
Heating capacity	Nom.			kW	9.37 (1) / 9.00 (2)	10.6 (1) / 9.82 (2)	12.0 (1) / 12.5 (2)	16.0 (1) / 16.0 (2)
Power input	Heating	Nom.		kW	1.91 (1) / 2.43 (2)	2.18 (1) / 2.68 (2)	2.46 (1) / 3.42 (2)	3.53 (1) / 4.56 (2)
COP					4.91 (1) / 3.71 (2)	4.83 (1) / 3.66 (2)	4.87 (1) / 3.64 (2)	4.53 (1) / 3.51 (2)
Cooling capacity	Nom.			kW	9.35 (3) / 9.10 (4)	11.6 (3) / 11.5 (4)	12.8 (3) / 12.7 (4)	14.0 (3) / 15.3 (4)
Power input	Cooling	Nom.		kW	2.79 (3) / 1.71 (4)	3.56 (3) / 2.17 (4)	4.06 (3) / 2.51 (4)	4.58 (3) / 3.24 (4)
EER					3.35 (3) / 5.34 (4)	3.26 (3) / 5.31 (4)	3.16 (3) / 5.04 (4)	3.06 (3) / 4.74 (4)
SEER					5.62 (5)	5.79 (5)	5.71 (5)	5.59 (5)
Space heating	Average climate water outlet 55 °C	General	ηs (Seasonal space heating efficiency)		135	132	134	132
			SCOP		3.44	3.37	3.42	3.37
			Seasonal space heating eff. class		A++			
	Average climate water outlet 35 °C	General	ηs (Seasonal space heating efficiency)		190	186	185	
			SCOP		4.82	4.73	4.70	4.69
			Seasonal space heating eff. class		A+++			
Casing	Colour				Silver			
	Material				Polyester painted galvanised steel plate			
Dimensions	Unit	HeightxWidthxDepth		mm	870 x 1,380 x 460			
Weight	Unit			kg	DV3/DW1: 147, D3V3/D3W1: 149			
Compressor	Quantity				1			
	Type				Hermetically sealed swing compressor			
Operation range	Heating	Ambient	Min.~Max.	°CWB	DV3/DW1: -25 ~ 25, D3V3/D3W1: -25 ~ 35			
		Water side	Min.~Max.	°C	DV3/DW1: 9 ~ 60, D3V3/D3W1: 15 ~ 60			
	Cooling	Ambient	Min.~Max.	°CDB	10 ~ 43			
		Water side	Min.~Max.	°C	5 ~ 22			
	Domestic hot water	Ambient	Min.~Max.	°CDB	-25 ~ 35			
		Water side	Min.~Max.	°C	25 ~ 55			
Refrigerant	Type				R-32			
	GWP				675.0			
	Charge			kg	3.80			
	Charge			TCO_2Eq	2.57			
	Control				Expansion valve			
Sound power level (5)	Heating	Nom.		dBA	62			
Power supply	Name/Phase/Frequency/Voltage			Hz/V	V3/1~/50/230 - W1/3~/50/400			
Current	Recommended fuses			A	32/16			

(1) Ta DB/WB 7°C/6°C - LWC 35°C (DT = 5°C) | (2) Ta DB/WB 7°C/6°C - LWC 45°C (DT = 5°C) | (3) Cooling: EW 12°C; LW 7°C; ambient conditions: 35°CDB | (4) Cooling: EW 23°C; LW 18°C; ambient conditions: 35°CDB | (5) According to EN14825

This product contains fluorinated greenhouse gases.

Options

			NO BUH		BUH	
			H/O	REV	H/O	REV
			EDLA-DV3/W1	EBLA-DV3/W1	EBLA-D3V3/3W1	EBLA-D3V3/3W1
	Type	**Material name**				
Controllers	Madoka, remote user interface	BRC1HHDW/S/K	●	●	●	●
	WLAN cartridge	BRP069A78	●	●	●	●
	Room thermostat (wired)	EKRTWA	●	●	●	●
	Room thermostat (wireless)	EKRTR1	●	●	●	●
	External sensor	EKRTETS	●	●	●	●
Adapters	Demand PCB	EKRP1AHTA	●	●	●	●
	Digital I/O PCB	EKRP1HBAA	●	●	●	●
Installation	Bi-Zone kit (watts kit)	BZKA7V3	●	●	●	●
	Anti-freeze valve	AFVALVE1	●	●	●	●
	Flow switch	EKFLSW1	● (1)	● (1)	● (1)	● (1)
	BY-pass kit	EKMBHBP1		●		
	BUH-kit	EKLBUHCB6W	●	●		
	Third party tank kit	EKHY3PART	● (2)	● (2)	● (2)	● (2)
	Third party tank kit	EKHY3PART2	● (3)	● (3)	● (3)	● (3)
Sensors	Remote indoor sensor	KRCS01-1	●	●	●	●
	Remote outdoor sensor	EKRSCA-1	●	●	●	●
Others	PC USB cable	EKPCCAB4	●	●	●	●

(1) Mandatory when glycol is used.
(2) To use when thermistor can be inserted in the tank.
(3) To use when thermistor cannot be inserted in the tank.

DAIKIN

Daikin Altherma M

The space-saving solution

The reversible air-to-water heat pump monobloc system is the ideal system for users that have limited installation space inside. Delivering cutting-edge performance within the market's most compact monobloc outdoor unit, Daikin Altherma low temperature monobloc offers heating and cooling, with an optional connection to provide domestic hot water.

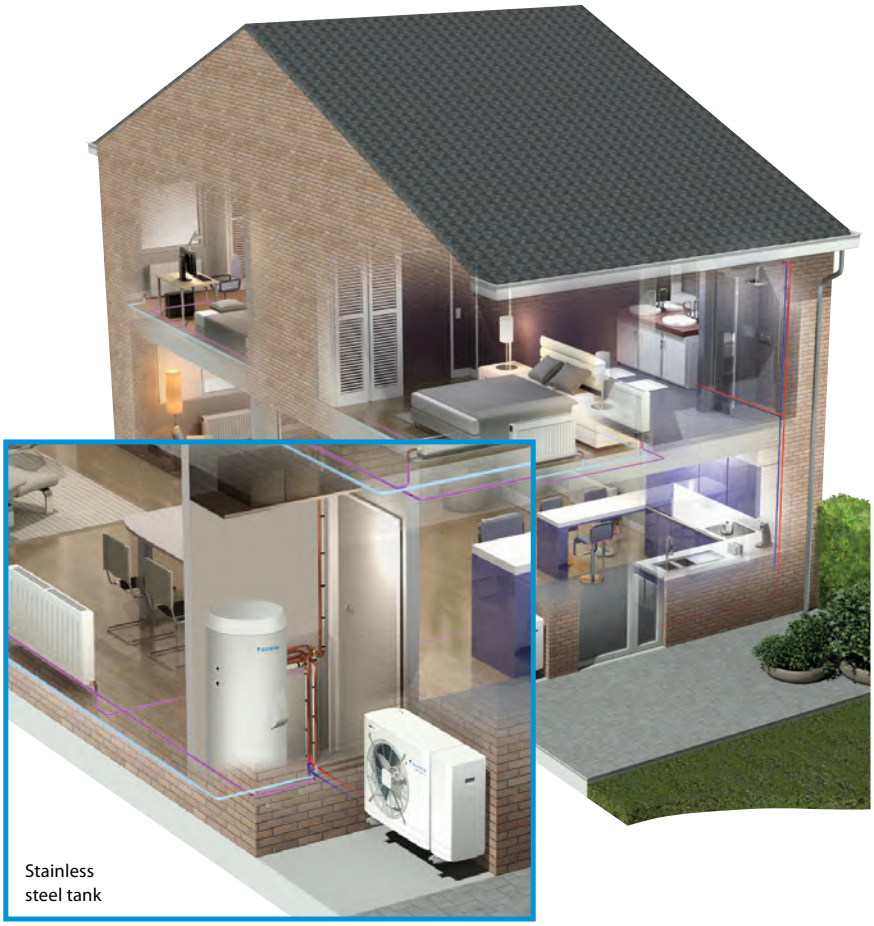

A simple solution

The monobloc system combines all the features of heating and cooling (with optional domestic hot water) into one unit.

- Quiet and space-saving design that's easy to commission and install
- All hydraulic components are combined into one outdoor unit
- Reliable operation is guaranteed, even with outdoor temperatures as low as -25 °C
- Combine with an ECH$_2$O thermal store to provide thermal support
- Combine with a stainless steel tank for domestic hot water

High performance

- Improved seasonal efficiency ErP label up to A++
- High capacity at low ambient temperatures
- Connection to new stainless steel DHW tank (EKHWS(U)-D) with improved energy efficiency label B

Daikin Altherma M, 5-7 kW

A++ 55 °C

› Back-up heater less models
› Separate indoor wiring centre (control box)
› Separate back-up heater kit



Easy installation

› Sealed refrigerant means there is no need for refrigerant handling or F-gas qualifications
› Key hydraulic parts reduce the risk of installation errors and need for external parts such as expansion vessel, pump or isolation valves
› Fewer components lower the installation time and help maximise profits on the job

Year-round reliability

› Delivers higher heating capacity at low ambient temperatures
› Flow temperatures up to 55 °C, perfect for new build applications using UFH
› Reliable operation is guaranteed, even with outdoor temperatures as low as -25 °C
› Equipped with optional backup heater

Easy connection

› The LAN adapter allows to control the unit via the heating app

Daikin Altherma M

Reversible air to water monobloc system, ideal when indoor space is limited

- Compact reversible monobloc for space heating & cooling with optional domestic hot water
- Compact heating only monobloc for space heating with optional domestic hot water
- Fuss-free installation: only water connections required
- Reliable operation even when -25 °C outside thanks to frost protection features such as free hanging coil
- COP up to 5

E(D/B)LQ-CV3

A++ 55 °C R-410A

011-1W0079
011-1W0080

More details and final information can be found by scanning or clicking the QR codes.

EBLQ-CV3 EDLQ-CV3

Single Unit				EBLQ/EDLQ	05CV3	07CV3	05CV3	07CV3
Space heating	Average climate water outlet 55 °C	General	ηs (Seasonal space heating efficiency)	%	125			
			SCOP		3.20	3.22	3.20	3.22
			Seasonal space heating eff. class		A++			
	Average climate water outlet 35 °C	General	ηs (Seasonal space heating efficiency)	%	172	163	172	163
			SCOP		4.39	4.14	4.39	4.14
			Seasonal space heating eff. class		A++			
Heating capacity	Nom.			kW	4.40(1) / 4.03(2)	7.00(1) / 6.90(2)	4.40(1) / 4.03(2)	7.00(1) / 6.90(2)
Cooling capacity	Nom.			kW	3.88(1) / 3.99(2)	5.20(1) / 5.15(2)	-	
Power input	Cooling	Nom.		kW	0.950(1) / 1.93(2)	1.37(1) / 2.69(2)	-	
	Heating	Nom.		kW	0.880(1) / 1.13(2)	1.55(1) / 2.45(2)	0.880(1) / 1.13(2)	1.55(1) / 2.02(2)
COP					5.00(1) / 3.58(2)	4.52(1) / 3.42(2)	5.00(1) / 3.58(2)	4.52(1) / 3.42(2)
EER					4.07(1) / 2.07(2)	3.80(1) / 2.10(2)	-	
Dimensions	Unit	Height x Width x Depth		mm	735 x 1,090 x 350			
Weight	Unit			kg	76.0	80.0	76.0	80.0
Operation range	Heating	Water side	Min.~Max.	°C	15 ~55.0			
	Cooling	Ambient	Min.~Max.	°CDB	10.0~43.0		-~-	
		Water side	Min.~Max.	°C	5.00 ~22.0		-~-	
	Domestic hot water	Ambient	Min.~Max.	°CDB	-25.0 ~35.0			
		Water side	Min.~Max.	°C	25~80		25~80	
Refrigerant	Type				R-410A			
	GWP				2,088			
	Charge			kg	1.30	1.45	1.30	1.45
	Charge			TCO_2Eq	2.714	3.027	2.714	3.027
	Control				Expansion valve (electronic type)			
Sound power level	Heating	Nom.		dBA	61	62	61	62
	Cooling	Nom.		dBA	63.0		-	
Sound pressure level	Heating	Nom.		dBA	48	49	48	49
	Cooling	Nom.		dBA	48	50	-	

Wiring centre				EKCB07CV3	EK2CB07CV3
Casing	Colour			White	
	Material			Precoated sheet metal	
Dimensions	Unit	Height x Width x Depth	mm	360 x 340 x 97.0	
Weight	Unit		kg	4.00	

Back-up heater kit				EKMBUHC3V3	EKMBUHC9W1
Casing	Colour			White	
	Material			Precoated sheet metal	
Dimensions	Unit	Height x Width x Depth	mm	560 x 250 x 210	
Weight	Unit		kg	11.0	13.0

(1) Cooling Ta 35 °C - LWE 18 °C (DT = 5 °C); heating Ta DB/WB 7 °C/6 °C - LWC 35 °C (DT = 5 °C) (2) Cooling Ta 35 °C - LWE 7 °C (DT = 5 °C); heating Ta DB/WB 7 °C/6 °C - LWC 45 °C (DT = 5 °C).
(3) Contains fluorinated greenhouse gases.

Options

	Illustration	Type	Material name	Daikin Altherma M 5-7 kW
Controllers		LAN adapter	BRP069A62	•
		LAN adapter + PV solar connection	BRP069A61	•
		Remote user interface (DE, FR, NL, IT)	EKRUCBL1	•
		Remote user interface (EN, ES, EL, PT)	EKRUCBL3	•
		Remote user interface (EN, SV, NO, FI)	EKRUCBL2	•
		Remote user interface (EN, TR, PL, RO)	EKRUCBL4	•
		Remote user interface (DE, CS, SL, SK)	EKRUCBL5	•
		Remote user interface (EN, HR, HU, BG)	EKRUCBL6	•
		Remote user interface (EN, DE, RU, DA)	EKRUCBL7	•
		Simplified user interface	EKRUCBSB	•
		Room thermostat (wired)	EKRTWA	•
		Room thermostat (wireless)	EKRTR1	•
		DCOM gateway	DCOM-LT/IO	
		DCOM gateway	DCOM-LT/MB	
Adapter		Digital I/O PCB	EKRP1HBAA	
Back-up heater		Back-up heater monobloc	EKMBUHC3V3/C9W1	•
		Bottom plate heater	EKBPHTH16A	
Sensor		Remote sensor for OU	EKRSCA1	•
		External sensor	EKRTETS	•
		Remote sensor for IU	KRCS01-1	•
Wiring centre		Control box	EKCB07CAV3	•
		Option box	EK2CB07CAV3	•
By pass	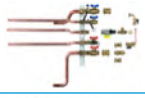	Valve kit	EKMBHBP1	•
Bi-Zone		Bi-Zone kit	BZKA7V3	•
Others		Cable	EKPCCAB4	•
		Connection kit with controlbox EK(2)CB07CAV3 and storage tank EKHWP*	EKBH3SD	•

The ideal boiler replacement

Gets extended

Ideal to replace gas boilers

Houses built in the 90s often need a refurbishment to still look up-to-date.

In a renovation project, this is also important to consider changing your initial heating system.

Daikin Altherma 3 H MT comes as a perfect replacement in such houses, where a leaving water temperature of 65 °C is sufficient. Easy to install, you can even leave the recent radiators installed!

Suitable for medium sized new buildings

With a capacity range going from 8 to 12 class, Daikin Altherma 3 H MT also fits in medium sized new buildings.

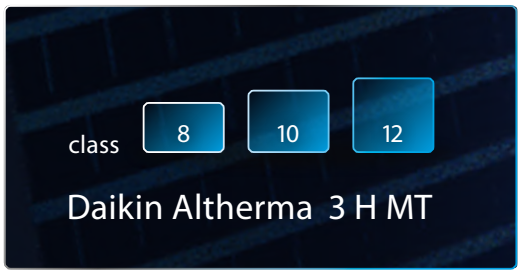

Ideal to replace oil boilers

Daikin Altherma 3 H HT is a high temperature heat pump, able to deliver a leaving water temperature of 70 °C. Thanks to this operation range, the unit can replace oil boilers in older houses.

Traditional radiators can also stay in place, but more recent radiators could be a good option in order to make further energy savings.

Suitable for large new buildings

With a capacity range going from 14 to 18 class, Daikin Altherma 3 H HT can answer the needs of large new buildings.

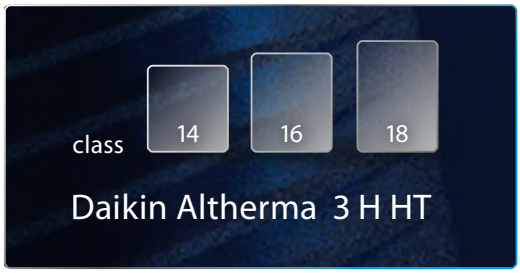

The Quintessence of heat pump

meeting modern society's expectations

Made in Europe, for Europe

European weather can be tough sometimes. That's why we designed the Daikin Altherma 3 H MT & HT.

Heating capacities are also maintained high by low ambient temperature thanks to genuine Daikin technology.

As the market leader, Daikin is always striving to make the most reliable and efficient heat pumps possible. Daikin developed the Bluevolution technology to achieve higher and greener performance. This technology is now part of all new products. The Daikin Altherma 3 H HT was the first Daikin outdoor unit with a distinctive design. Its single fan reduces the noise level and its black front grille makes the unit fit into any environment.

All these dedicated components were developed in-house to make the quintessence of heat pump unique.

Superior performance, renewable energy use, design and acoustic comfort. This is what the Quintessence of heat pump is all about.

BLUEVOLUTION

The Bluevolution technology combines a specifically developed compressor and the R-32 refrigerant. Daikin is one of the pioneers in the world to launch heat pumps equipped with R-32. With a lower Global Warming Potential (GWP), the R-32 is equivalent in power to standard refrigerants, but achieves higher energy efficiency and lower CO_2 emissions.

Easy to recover and re-use, R-32 is the perfect solution to attain the new European CO_2 emission targets.

R-32

Timeless design and space-saving installation

Aside from the acoustic comfort, design is a decisive point nowadays. Specific attention was paid to making the outdoor unit blend in with your home.

The black front grille stretches horizontally making the fan inside invisible. The mat grey casing reflects the colour of the wall behind for more discretion. This unit received the IF and reddot design awards 2019.



Witness a timeless design

Silence rhymes with comfort

The Quintessence of heat pump has been designed to reduce its acoustic level and meet the expectations of today's society.

In standard sound mode, the unit produces a sound pressure of 38 dBA at 3 metres, so somewhere between birds chirping and the inside of a library.

The unit also offers greater flexibility by having a low sound mode that reduces the sound pressure at 3 metres to 35 dBA, representing a real reduction of half the sound level!

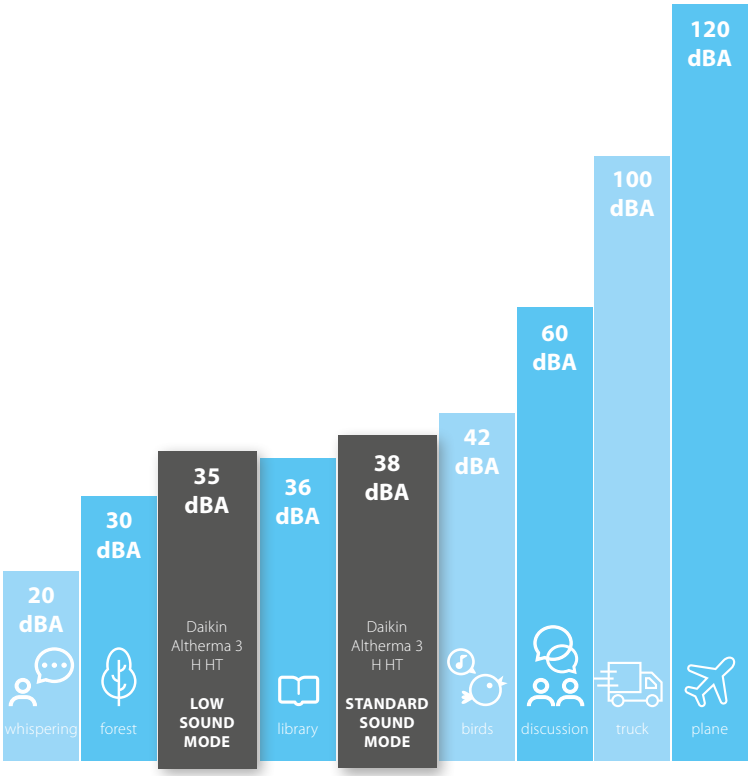

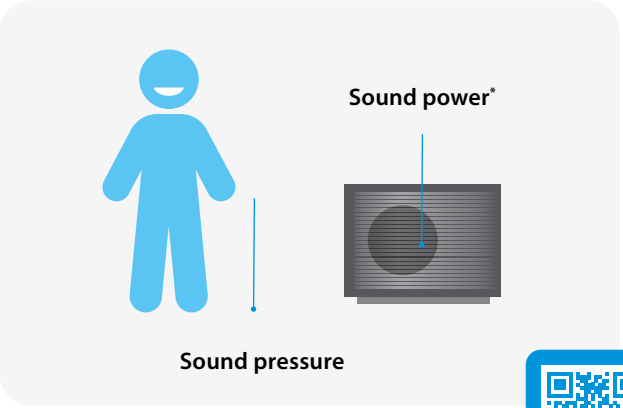

The acoustic level can be evaluated in two ways

- The **sound power** is generated by the unit itself, independently of distance and environment
- The **sound pressure** is the sound perceived at a certain distance. The sound pressure is usually calculated at between 1 and 5 metres from the unit.

Listen to the silence of our outdoor unit

* Erp sound power:
Daikin Altherma 3 H MT = 53 dBA
Daikin Altherma 3 H HT = 54 dBA

Innovation
At the heart of our concerns

The Daikin Altherma 3 H MT & HT are at top of low sound and heating performances thanks to dedicated developments. Several major components are designed to make this product reach the excellence such as a double injection compressor and a single fan even for large capacity units as well as a brand-new casing.



A redesigned casing

The black front grille made of horizontal lines is hiding the fan from view, reducing the perception of the sound produced by the unit.

The light grey casing is sligthly reflecting the environment where the unit is installed, helping it to blend in in any decor.

This unique design already got design awards.

DESIGN AWARD 2019

reddot design award
winner 2019

A single fan for all capacities

The single fan is slighlty larger, replacing the usual double fan for high capacity units (classes 8-10-12-14-16-18).

The shape of the fan has also been reviewed to reduce the contact surface with air therefore lower the sound level by improving the air circulation.

Compressor insulation and anti-vibration

To reduce the compressor sound power, several actions were taken in terms of absorption and insulation.

First, the compressor is surrounded by a 3-layer insulation made of air, insulation material and a metal box.

Regarding the absorption, the unit benefits from a double sound reduction by using rubber pads between the bottom plate and the vibration plate under the compressor.

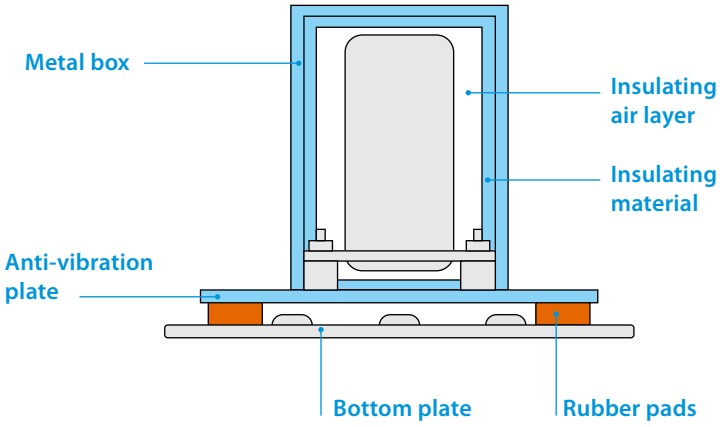



New double injection compressor

To make this product unique, Daikin Europe cooperated with Daikin Japan to develop top notch components. The Daikin Altherma 3 H HT compressor is able to deliver a high leaving water temperature of 70 °C on its own, while the Daikin Altherma 3 H MT available in classes 8-10-12 delivers up to 65 °C leaving water temperature.

Impressive performance

With these new developments, the Daikin Altherma 3 H MT & HT reach the best performances illustrated in the energy labels:

Feel a true performance

One solution, multiple combinations

The Quintessence range can be combined with three different indoor units to connect to the outdoor unit, offering specific features to ensure heating, cooling and domestic hot water in your home.

Outdoor unit

The outdoor unit is available in 6 classes 8-10-12-14-16-18 kW.



Integrated DHW stainless steel tank model

This model is a compact unit with a small footprint of 595x625mm. The unit is equipped with a tank of 180 or 230L to answer your domestic hot water demand.

Integrated ECH$_2$O DHW tank model

The ECH$_2$O unit is equipped with a thermal DHW tank of 300 or 500L that can be connected to thermal solar panels.

Wall mounted model

This model is the most compact unit but needs to be with a separate tank to deliver domestic hot water.

See exact dimensions per model in the specification tables (p22-29).

Get the best comfort

with the best functionalities

Choose from the Daikin "Three Pluses" the functionality that best fits your customer's needs. The indoor units come in 3 possible versions: heating only, reversible and bizone, giving you the opportunity to tailor your Daikin heating system.

Heating only model

The heating only model is standard in the Daikin product range and is available for all three indoor units. This means that your heating system provides space heating and domestic hot water.

Reversible model

If cooling is needed, all three indoors have dedicated reversible models. Reversible means that the system can invert its way of working and provide cooling instead of heating. The cooling function requires a underfloor piping system or fan coil units.

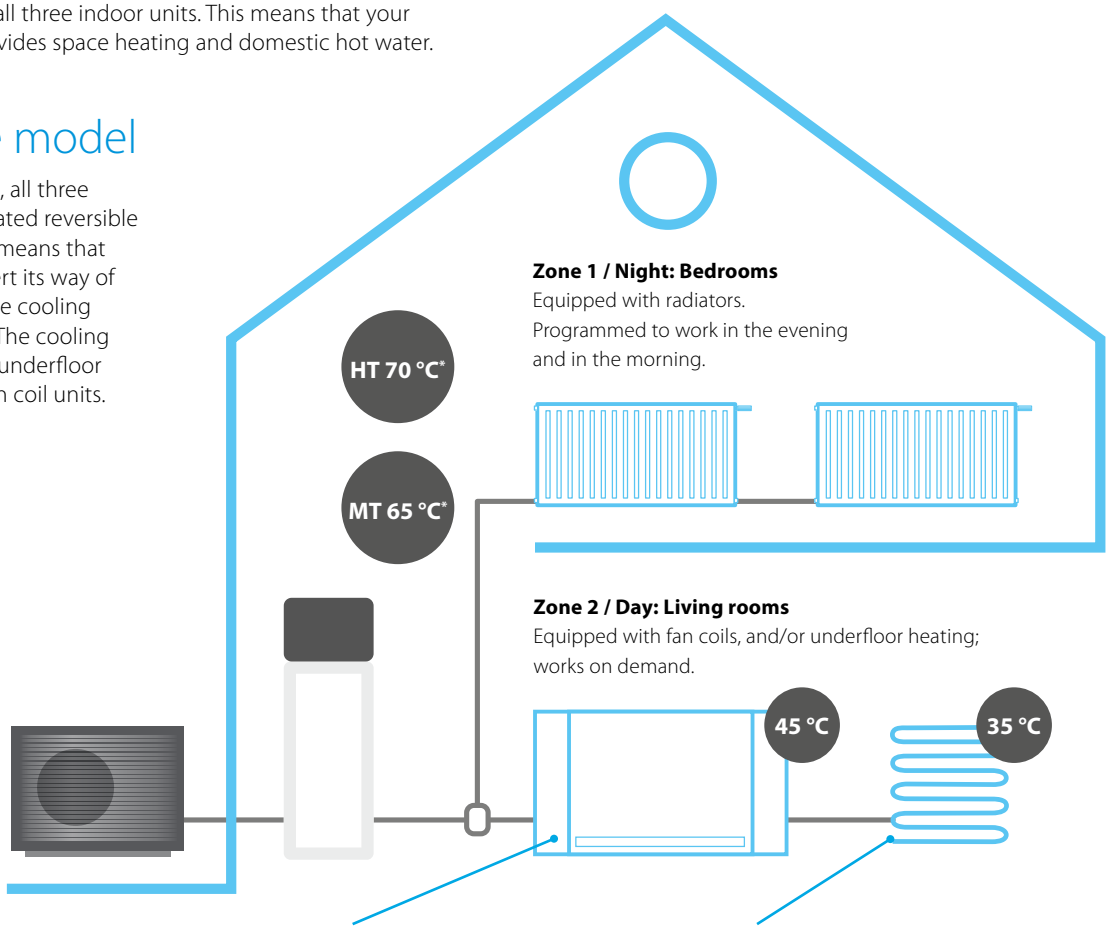

Daikin Altherma HPC (heat pump convectors) are hydronic emitters that can provide cooling or heating. They can be combined and are a perfect fit with underfloor systems.

Your **underfloor piping system** is designed to receive mid-temperature water to heat your home, but when the summer comes, the pipes can also receive colder water to refresh your environment.

Bizone model

Only the DHW stainless steel tank model has a dedicated bizone model: you can choose two independent zones with different emitters that need a different temperature level in different rooms (example: underfloor system in the living room and radiators in the bedroom upstairs).

The 2 zones can also be managed independently: deactivate heating on the first floor during the day in order to reduce over consumption.

* Daikin Altherma 3 H HT models (14-16-18 classes). Daikin Altherma 3 H MT produces a LWT up to 65 °C.

DESIGN AWARD 2018

reddot award 2018 winner

R-32

BLUEVOLUTION

Floor standing unit with integrated tank

Why choose Daikin floor standing unit with integrated domestic hot water tank?

The Daikin Altherma 3 floor standing unit is the ideal system **to deliver heating, domestic hot water and cooling** for renovation or large new built.

All in one system to save installation space and time

- A combined stainless steel domestic hot water tank of 180 or 230 L and heat pump ensures a faster installation compared to traditional systems.
- Inclusion of all hydraulic components means no third party components are required.
- PCB board and hydraulic components are located in the front for easy access
- Small installation footprint of 595 x 625 mm
- Integrated back-up heater choice of 6, 9 kW models are available
- Dedicated bi-zone models allowing temperature monitoring for 2 zones.

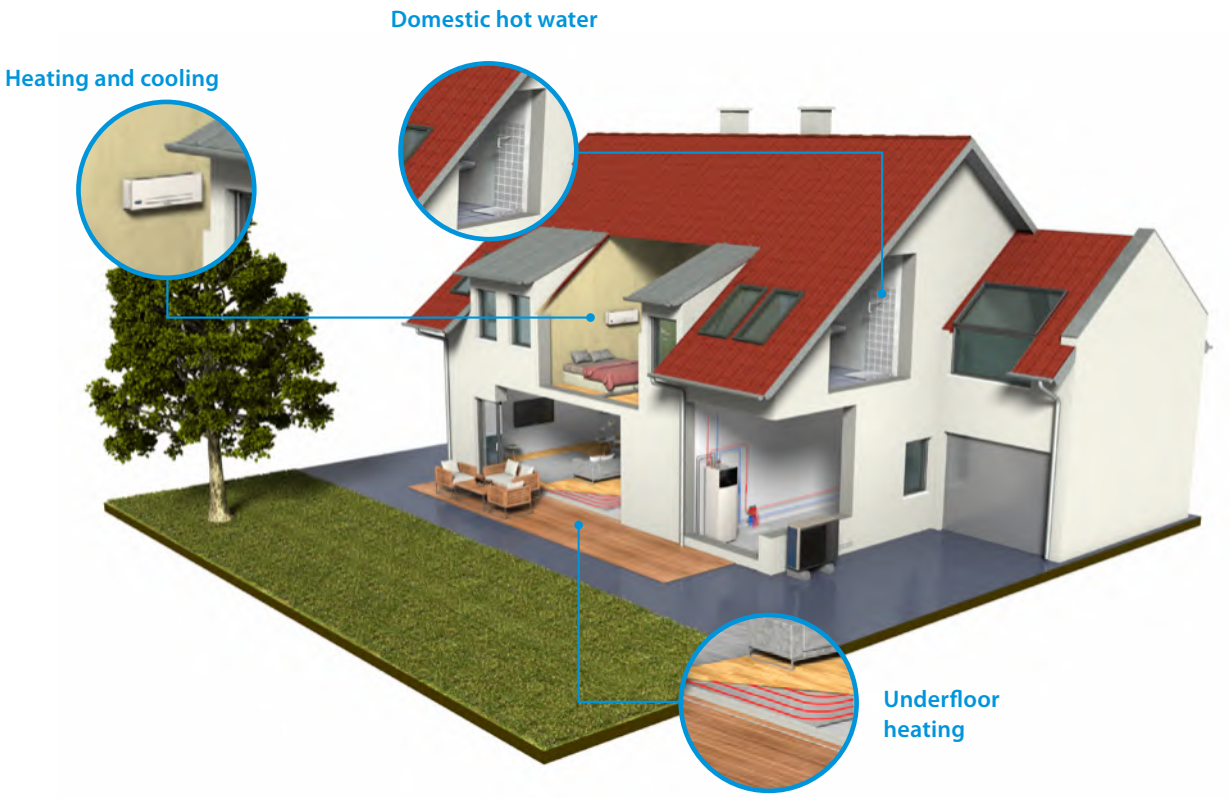

All-in one design

Reduces the installation footprint and height

Compared to the traditional split version for a wall mounted indoor unit and a separate domestic hot water tank, the integrated indoor unit greatly reduces the installation space required.

With a small footprint of 595 x 625 mm, the integrated indoor unit has a similar footprint when compared to other household appliances.

For installation projects, almost no side clearance is necessary as the piping is located at the top of the unit.

With an installation height of 1,65 m for an 180 L tank and 1,85 m for a 230 L tank, the required installation height is less than 2m.

The compactness of the integrated indoor unit is emphasised by its sleek design and modern look, easy blending in with other household appliances.

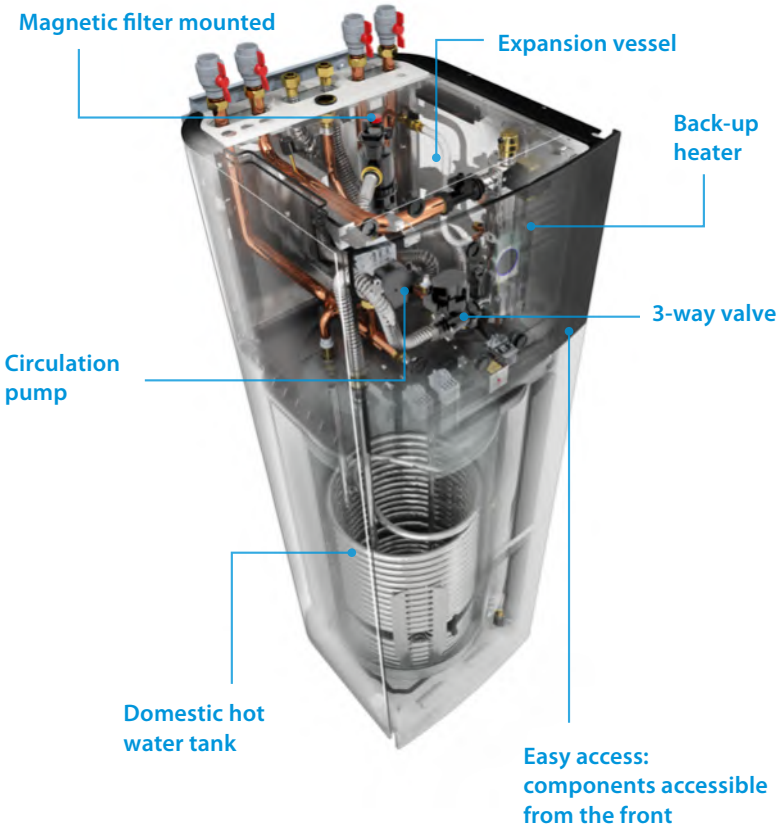

Advanced user interface

The Daikin Eye

The intuitive Daikin eye shows you in real time the status of your system.

Blue is perfect! Should the eye turn red, an error has occured.

Quick to configure

Log in and you'll be able to completely configure the unit via the new interface in less than 10 steps. You can even check if the unit is ready for use by running test cycles!

Easy operation

Work super-fast with the new interface. It's super easy to use with just a few buttons and 2 navigational knobs.

Beautiful design

The interface was especially designed to be very intuitive. The high contrasted colour screen delivers stunning and practical visuals that really help you as installer or service engineer.

Integrated indoor unit

DAIKIN altherma

BLUEVOLUTION

Daikin Altherma 3 H MT F

Floor standing air to water heat pump for **heating and hot water**

- A combined stainless steel domestic hot water tank of 180 or 230L and heat pump for easy installation
- Inclusion of all hydraulic components means no third party components are required
- PCB board and hydraulic components are located in the front for easy access
- Small installation footprint of 595 x 625 mm
- Integrated back-up heater of 6 or 9 kW
- Heat pump operation down to -28 °C

up to A+++ A+ 65 °C R-32

More details and final information can be found by scanning or clicking the QR codes.

ETVH12E6V ETVH12E9W EPRA08-12EV3 EPRA08-12EW1

Efficiency data				ETVH + EPRA	12S18E6V/E9W + 08EV/W	12S23E6V/E9W + 08EV/W	12S18E6V/E9W + 10EV/W	12S23E6V/E9W + 10EV/W	12S18E6V/E9W + 12EV/W	12S23E6V/E9W + 12EV/W
Space heating	Average climate water outlet 55 °C	General	SCOP		3.41 / 3.52		3.43 / 3.53			
			ηs (Seasonal space heating efficiency)	%	134 / 138					
			Seasonal space heating eff. class		A++					
	Average climate water outlet 35 °C	General	SCOP		4.69 / 4.81		4.71 / 4.84		4.71 / 4.84	
			ηs (Seasonal space heating efficiency)	%	184 / 190		186 / 191		186 / 191	
			Seasonal space heating eff. class		A+++					
Domestic hot water heating	General	Declared load profile			L	XL	L	XL	L	XL
	Average climate	COPdhw			2.72 / 2.80	2.96 / 3.05	2.72 / 2.80	2.96 / 3.05	2.72 / 2.80	2.96 / 3.05
		ηwh (water heating efficiency)		%	117 / 120	126 / 130	117 / 120	126 / 130	117 / 120	126 / 130
		Water heating energy efficiency class			A+					

Indoor Unit				ETVH	12S18E6V/E9W	12S23E6V/E9W	12S18E6V/E9W	12S23E6V/E9W	12S18E6V/E9W	12S23E6V/E9W
Casing	Colour				White + Black					
	Material				Precoated sheet metal					
Dimensions	Unit	HeightxWidthxDepth		mm	1,650x595x625	1,850x595x625	1,650x595x625	1,850x595x625	1,650x595x625	1,850x595x625
Weight	Unit			kg	108	117	108	117	108	117
Tank	Water volume			l	180	230	180	230	180	230
	Maximum water temperature			°C	70					
	Maximum water pressure			bar	10					
	Corrosion protection				Pickling					
Operation range	Heating	Ambient	Min.~Max.	°C	-28 ~ 25					
		Water side	Min.~Max.	°C	18 ~ 65					
	Domestic hot water	Ambient	Min.~Max.	°C	-28 ~ 35					
		Water side	Min.~Max.	°C	10 ~ 65					
Sound power level	Nom.			dBA	44					
Sound pressure level	Nom.			dBA	30					

Outdoor Unit			EPRA	08EV3/W1	10EV3/W1	12EV3/W1
Dimensions	Unit	HeightxWidthxDepth	mm	1,003x1,270x533		
Weight	Unit		kg	118		
Compressor	Quantity			1		
	Type			Hermetically sealed swing compressor		
Operation range	Heating	Min.~Max.	°CDB	-28 ~ 25		
	Cooling	Min.~Max.	°CDB	10 ~ 43		
	Domestic hot water	Min.~Max.	°CDB	-28 ~ 35		
Refrigerant	Type			R-32		
	GWP			675		
	Charge		kg	3.25		
	Charge		TCO_2Eq	2.19		
	Control			Expansion valve		
LW(A) Sound power level (according to EN14825)				53		
Sound pressure level (at 1 meter)	Nom.			V3: 40.6 - W1: 41.1		
Power supply	Name/Phase/Frequency/Voltage		Hz/V	V3/1~/50/230 - W1/3~/50/400		
Current	Recommended fuses		A	V3: 32 - W1: 16		

This product contains fluorinated greenhouse gases.

DAIKIN altherma

BLUEVOLUTION

Daikin Altherma 3 H HT F

Floor standing air to water heat pump for **heating and hot water**

- A combined stainless steel domestic hot water tank of 180 or 230L and heat pump for easy installation
- Inclusion of all hydraulic components means no third party components are required
- PCB board and hydraulic components are located in the front for easy access
- Small installation footprint of 595 x 625 mm
- Integrated back-up heater of 6 or 9 kW
- Heat pump operation down to -28 °C

011-1W0353-354
011-1W0357-358
011-1W0361-362

up to A+++ A 70 °C R-32

More details and final information can be found by scanning or clicking the QR codes.

ETVH-E6V ETVH-E9W EPRA14-18DV3 EPRA14-18DW1

Efficiency data				ETVH + EPRA	16S18E6V/E9W + 14DV/W	16S23E6V/E9W + 14DV/W	16S18E6V/E9W + 16DV/W	16S23E6V/E9W + 16DV/W	16S18E6V/E9W + 18DV/W	16S23E6V/E9W + 18DV/W
Space heating	Average climate water outlet 55 °C	General	SCOP		3.58 / 3.57					
			ηs (Seasonal space heating efficiency)	%	140					
			Seasonal space heating eff. class		A++					
	Average climate water outlet 35 °C	General	SCOP		4.51 / 4.71					
			ηs (Seasonal space heating efficiency)	%	177 / 186					
			Seasonal space heating eff. class		A+++					
Domestic hot water heating	General	Declared load profile			L					
	Average climate	COPdhw			2.62 / 2.51	2.61 / 2.55	2.62 / 2.51	2.61 / 2.55	2.62 / 2.51	2.61 / 2.55
		ηwh (water heating efficiency)		%	110 / 106	108 / 107	110 / 106	108 / 107	110 / 106	108 / 107
		Water heating energy efficiency class			A					

Indoor Unit				ETVH	16S18E6V/E9W	16S23E6V/E9W	16S18E6V/E9W	16S23E6V/E9W	16S18E6V/E9W	16S23E6V/E9W
Casing	Colour				White + Black					
	Material				Precoated sheet metal					
Dimensions	Unit		HeightxWidthxDepth	mm	1,650x595x625	1,850x595x625	1,650x595x625	1,850x595x625	1,650x595x625	1,850x595x625
Weight	Unit			kg	109	118	109	118	109	118
Tank	Water volume			l	180	230	180	230	180	230
	Maximum water temperature			°C	70					
	Maximum water pressure			bar	10					
	Corrosion protection				Pickling					
Operation range	Heating	Ambient	Min.~Max.	°C	-28 ~ 35					
		Water side	Min.~Max.	°C	15 ~ 70					
	Domestic hot water	Ambient	Min.~Max.	°C	-28 ~ 35					
		Water side	Min.~Max.	°C	10 ~ 63					
Sound power level	Nom.			dBA	44					
Sound pressure level	Nom.			dBA	30					

Outdoor Unit			EPRA	14DV3/W1	16DV3/W1	18DV3/W1
Dimensions	Unit	HeightxWidthxDepth	mm	1,003x1,270x533		
Weight	Unit		kg	146/151		
Compressor	Quantity			1		
	Type			Hermetically sealed scroll compressor		
Operation range	Heating	Min.~Max.	°CDB	-28 ~ 25		
	Cooling	Min.~Max.	°CDB	10 ~ 43		
	Domestic hot water	Min.~Max.	°CDB	-28 ~ 35		
Refrigerant	Type			R-32		
	GWP			675		
	Charge		kg	4.20		
	Charge		TCO_2Eq	2.84		
	Control			Expansion valve		
LW(A) Sound power level (according to EN14825)				54		
Sound pressure level (at 1 meter)	Nom.			43,0		48,0
Power supply	Name/Phase/Frequency/Voltage		Hz/V	V3/1~/50/230 / W1/3~/50/400		
Current	Recommended fuses		A	32/16		

This product contains fluorinated greenhouse gases.

DAIKIN altherma

BLUEVOLUTION

Daikin Altherma 3 H MT F

Floor standing air to water heat pump for **heating, cooling and hot water**

- A combined stainless steel domestic hot water tank of 180 or 230L and heat pump for easy installation
- Inclusion of all hydraulic components means no third party components are required
- PCB board and hydraulic components are located in the front for easy access
- Small installation footprint of 595 x 625 mm
- Integrated back-up heater of 6 or 9 kW
- Heat pump operation down to -28 °C

up to A+++ A+ 65 °C R-32

More details and final information can be found by scanning or clicking the QR codes.

ETVX12E6V

ETVX12E9W

EPRA08-12EV3

EPRA08-12EW1

Efficiency data				ETVX + EPRA	12S18E6V/E9W + 08EV/W	12S23E6V/E9W + 08EV/W	12S18E6V/E9W + 10EV/W	12S23E6V/E9W + 10EV/W	12S18E6V/E9W + 12EV/W	12S23E6V/E9W + 12EV/W
Space heating	Average climate water outlet 55 °C	General	SCOP		3.47 / 3.59		3.48 / 3.60			
			ηs (Seasonal space heating efficiency)	%	136 / 141					
			Seasonal space heating eff. class		A++					
	Average climate water outlet 35 °C	General	SCOP		4.79 / 4.95		4.82 / 4.98			
			ηs (Seasonal space heating efficiency)	%	188 / 195		190 / 196			
			Seasonal space heating eff. class		A+++					
Domestic hot water heating	General	Declared load profile			L					
	Average climate	COPdhw			2.72 / 2.80	2.96 / 3.05	2.72 / 2.80	2.96 / 3.05	2.72 / 2.80	2.96 / 3.05
		ηwh (water heating efficiency)		%	117 / 120	126 / 130	117 / 120	126 / 130	117 / 120	126 / 130
		Water heating energy efficiency class			A+					

Indoor Unit				ETVX	12S18E6V/D9W	12S23E6V/D9W	12S18E6V/D9W	12S23E6V/D9W	12S18E6V/D9W	12S23E6V/D9W
Casing	Colour				White + Black					
	Material				Precoated sheet metal					
Dimensions	Unit		HeightxWidthxDepth	mm	1,650x595x625	1,850x595x625	1,650x595x625	1,850x595x625	1,650x595x625	1,850x595x625
Weight	Unit			kg	108	117	108	117	108	117
Tank	Water volume			l	180	230	180	230	180	230
	Maximum water temperature			°C	70					
	Maximum water pressure			bar	10					
	Corrosion protection				Pickling					
Operation range	Heating	Ambient	Min.~Max.	°C	-28 ~ 25					
		Water side	Min.~Max.	°C	18 ~ 65					
	Cooling	Ambient	Min.~Max.	°C	10 ~ 43					
		Water side	Min.~Max.	°C	5 ~ 22					
	Domestic hot water	Ambient	Max.	°C	-28 ~ 35					
		Water side	Min.~Max.	°C	10 ~ 65					
Sound power level	Nom.			dBA	44					
Sound pressure level	Nom.			dBA	30					

Outdoor Unit			EPRA	08EV3/W1	10EV3/W1	12EV3/W1
Dimensions	Unit	HeightxWidthxDepth	mm	1,003x1,270x533		
Weight	Unit		kg	118		
Compressor	Quantity			1		
	Type			Hermetically sealed swing compressor		
Operation range	Heating	Min.~Max.	°CDB	-28 ~ 25		
	Cooling	Min.~Max.	°CDB	10 ~ 43		
	Domestic hot water	Min.~Max.	°CDB	-28 ~ 35		
Refrigerant	Type			R-32		
	GWP			675		
	Charge		kg	3.25		
	Charge		TCO_2Eq	2.19		
	Control			Expansion valve		
LW(A) Sound power level (according to EN14825)				53		
Sound pressure level (at 1 meter)	Nom.			V3: 40.6 - W1: 41.1		
Power supply	Name/Phase/Frequency/Voltage		Hz/V	V3/1~/50/230 - W1/3~/50/400		
Current	Recommended fuses		A	V3: 32 - W1: 16		

This product contains fluorinated greenhouse gases.

DAIKIN altherma

BLUEVOLUTION

Daikin Altherma 3 H HT F

Floor standing air to water heat pump for **heating, cooling and hot water**

- A combined stainless steel domestic hot water tank of 180 or 230L and heat pump for easy installation
- Inclusion of all hydraulic components means no third party components are required
- PCB board and hydraulic components are located in the front for easy access
- Small installation footprint of 595 x 625 mm
- Integrated back-up heater of 6 or 9 kW
- Heat pump operation down to -28 °C

011-1W0353-354
011-1W0357-358
011-1W0361-362

up to A+++ | A | 70 °C | R-32

More details and final information can be found by scanning or clicking the QR codes.

ETVX-E6V | ETVX-E9W | EPRA14-18DV3 | EPRA14-18DW1

Efficiency data				ETVX + EPRA	16S18E6V/E9W + 14DV/W	16S23E6V/E9W + 14DV/W	16S18E6V/E9W + 16DV/W	16S23E6V/E9W + 16DV/W	16S18E6V/E9W + 18DV/W	16S23E6V/E9W + 18DV/W
Space heating	Average climate water outlet 55 °C	General	SCOP		3.62 / 3.63					
			ηs (Seasonal space heating efficiency)	%	142					
			Seasonal space heating eff. class		A++					
	Average climate water outlet 35 °C	General	SCOP		4.57 / 4.81					
			ηs (Seasonal space heating efficiency)	%	180 / 190					
			Seasonal space heating eff. class		A+++					
Domestic hot water heating	General	Declared load profile			L	XL	L	XL	L	XL
	Average climate	COPdhw			2.62 / 2.51	2.61 / 2.55	2.62 / 2.51	2.61 / 2.55	2.62 / 2.51	2.61 / 2.55
		ηwh (water heating efficiency)		%	110 / 106	108 / 107	110 / 106	108 / 107	110 / 106	108 / 107
		Water heating energy efficiency class			A					

Indoor Unit				ETVX	16S18E6V/D9W	16S23E6V/D9W	16S18E6V/D9W	16S23E6V/D9W	16S18E6V/D9W	16S23E6V/D9W
Casing	Colour				White + Black					
	Material				Precoated sheet metal					
Dimensions	Unit		HeightxWidthxDepth	mm	1,650x595x625	1,850x595x625	1,650x595x625	1,850x595x625	1,650x595x625	1,850x595x625
Weight	Unit			kg	109	118	109	118	109	118
Tank	Water volume			l	180	230	180	230	180	230
	Maximum water temperature			°C	70					
	Maximum water pressure			bar	10					
	Corrosion protection				Pickling					
Operation range	Heating	Ambient	Min.~Max.	°C	-28 ~ 35					
		Water side	Min.~Max.	°C	15 ~ 70					
	Cooling	Ambient	Min.~Max.	°C	10 ~ 43					
		Water side	Min.~Max.	°C	5 ~ 22					
	Domestic hot water	Ambient	Max.	°C	-28 ~ 35					
		Water side	Min.~Max.	°C	10 ~ 63					
Sound power level	Nom.			dBA	44					
Sound pressure level	Nom.			dBA	30					

Outdoor Unit			EPRA	14DV3/W1	16DV3/W1	18DV3/W1
Dimensions	Unit	HeightxWidthxDepth	mm	1,003x1,270x533		
Weight	Unit		kg	146/151		
Compressor	Quantity			1		
	Type			Hermetically sealed scroll compressor		
Operation range	Heating	Min.~Max.	°CDB	-28 ~ 25		
	Cooling	Min.~Max.	°CDB	10 ~ 43		
	Domestic hot water	Min.~Max.	°CDB	-28 ~ 35		
Refrigerant	Type			R-32		
	GWP			675		
	Charge		kg	4.20		
	Charge		TCO_2Eq	2.84		
	Control			Expansion valve		
LW(A) Sound power level (according to EN14825)				54		
Sound pressure level (at 1 meter)	Nom.			43,0		48,0
Power supply	Name/Phase/Frequency/Voltage		Hz/V	V3/1~/50/230 / W1/3~/50/400		
Current	Recommended fuses		A	32/16		

This product contains fluorinated greenhouse gases.

DAIKIN altherma

BLUEVOLUTION

Daikin Altherma 3 H MT F

Floor standing integrated with **two different temperature zones monitoring**

- A combined stainless steel domestic hot water tank of 180 or 230L and heat pump for easy installation
- Inclusion of all hydraulic components means no third party components are required
- PCB board and hydraulic components are located in the front for easy access
- Small installation footprint of 595 x 625 mm
- Integrated back-up heater of 6 or 9 kW
- Heat pump operation down to -28 °C

More details and final information can be found by scanning or clicking the QR codes.

ETVZ12E6V

ETVZ12E9W

EPRA08-12EV3

EPRA08-12EW1

up to A+++ A+ 65 °C R-32

Efficiency data				ETVZ + EPRA	12S18E6V/E9W + 08EV/W	12S23E6V/E9W + 08EV/W	12S18E6V/E9W + 10EV/W	12S23E6V/E9W + 10EV/W	12S18E6V/E9W + 12EV/W	12S23E6V/E9W + 12EV/W
Space heating	Average climate water outlet 55 °C	General	SCOP		3.41 / 3.52		3.43 / 3.53			
			ηs (Seasonal space heating efficiency)	%	134 / 138					
			Seasonal space heating eff. class		A++					
	Average climate water outlet 35 °C	General	SCOP		4.69 / 4.82		4.71 / 4.69		4.71 / 4.84	
			ηs (Seasonal space heating efficiency)	%	184 / 190		186 / 184		186 / 191	
			Seasonal space heating eff. class		A+++					
Domestic hot water heating	General	Declared load profile			L					
	Average climate	COPdhw			2.72 / 2.80	2.96 / 3.05	2.72 / 2.80	2.96 / 3.05	2.72 / 2.80	2.96 / 3.05
		ηwh (water heating efficiency)		%	117 / 120	126 / 130	117 / 120	126 / 130	117 / 120	126 / 130
		Water heating energy efficiency class			A+					

Indoor Unit				ETVZ	12S18E6V/E9W	12S23E6V/E9W	12S18E6V/E9W	12S23E6V/E9W	12S18E6V/E9W	12S23E6V/E9W
Casing	Colour				White + Black					
	Material				Precoated sheet metal					
Dimensions	Unit		HeightxWidthxDepth	mm	1,650x595x625	1,850x595x625	1,650x595x625	1,850x595x625	1,650x595x625	1,850x595x625
Weight	Unit			kg	114	122	114	122	114	122
Tank	Water volume			l	180	230	180	230	180	230
	Maximum water temperature			°C	70					
	Maximum water pressure			bar	10					
	Corrosion protection				Pickling					
Operation range	Heating	Ambient	Min.~Max.	°C	-28 ~ 25					
		Water side	Min.~Max.	°C	18 ~ 65					
	Domestic hot water	Ambient	Min.~Max.	°C	-28 ~ 35					
		Water side	Min.~Max.	°C	10 ~ 65					
Sound power level	Nom.			dBA	44					
Sound pressure level	Nom.			dBA	30					

Outdoor Unit			EPRA	08EV3/W1	10EV3/W1	12EV3/W1
Dimensions	Unit	HeightxWidthxDepth	mm	1,003x1,270x533		
Weight	Unit		kg	118		
Compressor	Quantity			1		
	Type			Hermetically sealed swing compressor		
Operation range	Heating	Min.~Max.	°CDB	-28 ~ 25		
	Domestic hot water	Min.~Max.	°CDB	-28 ~ 35		
Refrigerant	Type			R-32		
	GWP			675		
	Charge		kg	3.25		
	Charge		TCO_2Eq	2.19		
	Control			Expansion valve		
LW(A) Sound power level (according to EN14825)				53		
Sound pressure level (at 1 meter)	Nom.			V3: 40.6 - W1: 41.1		
Power supply	Name/Phase/Frequency/Voltage		Hz/V	V3/1~/50/230 - W1/3~/50/400		
Current	Recommended fuses		A	V3: 32 - W1: 16		

This product contains fluorinated greenhouse gases.

DAIKIN altherma

BLUEVOLUTION

Daikin Altherma 3 H HT F

Floor standing integrated with **two different temperature zones monitoring**

- A combined stainless steel domestic hot water tank of 180 or 230L and heat pump for easy installation
- Inclusion of all hydraulic components means no third party components are required
- PCB board and hydraulic components are located in the front for easy access
- Small installation footprint of 595 x 625 mm
- Integrated back-up heater of 6 or 9 kW
- Heat pump operation down to -28 °C

011-1W0353-354
011-1W0357-358
011-1W0361-362

up to A+++ | A | 70 °C | R-32

More details and final information can be found by scanning or clicking the QR codes.

ETVZ-E6V | ETVZ-E9W | EPRA14-18DV3 | EPRA14-18DW1

Efficiency data				ETVZ + EPRA	16S18E6V/E9W + 14DV/W	16S23E6V/E9W + 14DV/W	16S18E6V/E9W + 16DV/W	16S23E6V/E9W + 16DV/W	16S18E6V/E9W + 18DV/W	16S23E6V/E9W + 18DV/W
Space heating	Average climate water outlet 55 °C	General	SCOP		3.58 / 3.57					
			ηs (Seasonal space heating efficiency)	%	140					
			Seasonal space heating eff. class		A++					
	Average climate water outlet 35 °C	General	SCOP		4,51 / 4,71					
			ηs (Seasonal space heating efficiency)	%	177 / 186					
			Seasonal space heating eff. class		A+++					
Domestic hot water heating	General	Declared load profile			L	XL	L	XL	L	XL
	Average climate	COPdhw			2,62 / 2,51	2,61 / 2,55	2,62 / 2,51	2,61 / 2,55	2,62 / 2,51	2,61 / 2,55
		ηwh (water heating efficiency)		%	110 / 106	108 / 107	110 / 106	108 / 107	110 / 106	108 / 107
		Water heating energy efficiency class			A					

Indoor Unit				ETVZ	16S18E6V/E9W	16S23E6V/E9W	16S18E6V/E9W	16S23E6V/E9W	16S18E6V/E9W	16S23E6V/E9W
Casing	Colour				White + Black					
	Material				Precoated sheet metal					
Dimensions	Unit		HeightxWidthxDepth	mm	1,650x595x625	1,850x595x625	1,650x595x625	1,850x595x625	1,650x595x625	1,850x595x625
Weight	Unit			kg	120	128	120	128	120	128
Tank	Water volume			l	180	230	180	230	180	230
	Maximum water temperature			°C	70					
	Maximum water pressure			bar	10					
	Corrosion protection				Pickling					
Operation range	Heating	Ambient	Min.~Max.	°C	-28 ~ 35					
		Water side	Min.~Max.	°C	15 ~ 70					
	Domestic hot water	Ambient	Min.~Max.	°C	-28 ~ 35					
		Water side	Min.~Max.	°C	10 ~ 63					
Sound power level	Nom.			dBA	44					
Sound pressure level	Nom.			dBA	30					

Outdoor Unit			EPRA	14DV3/W1	16DV3/W1	18DV3/W1
Dimensions	Unit	HeightxWidthxDepth	mm	1,003x1270x533		
Weight	Unit		kg	146/151		
Compressor	Quantity			1		
	Type			Hermetically sealed scroll compressor		
Operation range	Heating	Min.~Max.	°CDB	-28 ~ 25		
	Domestic hot water	Min.~Max.	°CDB	-28 ~ 35		
Refrigerant	Type			R-32		
	GWP			675		
	Charge		kg	4.20		
	Charge		TCO_2Eq	2.84		
	Control			Expansion valve		
LW(A) Sound power level (according to EN14825)				54		
Sound pressure level (at 1 meter)	Nom.			43,0		48,0
Power supply	Name/Phase/Frequency/Voltage		Hz/V	V3/1~/50/230 / W1/3~/50/400		
Current	Recommended fuses		A	32/16		

This product contains fluorinated greenhouse gases.

Floor standing unit with integrated ECH_2O tank

The Daikin Altherma high temperature split integrated ECH_2O is renowned for its ability to maximise renewable energy sources to provide the ultimate comfort in heating, domestic hot water and cooling

Intelligent storage management

- The unit is 'Smart Grid' ready to take advantage of low energy tariffs and efficiently store thermal energy for space heating and domestic hot water
- Continuous heating during defrost mode and use of stored heat for space heating (500l tank only)
- Electronic management of both heat pump and ECH_2O thermal store maximises energy efficiency, as well as convenient heating and domestic hot water
- Achieves the highest standards for water sanitation
- Uses more renewable energy with solar connection

Innovative and high-quality tank

- Lightweight plastic tank
- No corrosion, anode, scale or lime deposits
- Contains impact resistant polypropylene inner and outer walls filled with high-grade insulation foam to reduce heat losses to a minimum

Combinable with other heat sources

- The bivalent option allows heat from other sources such as oil, gas or pellet-fired boilers to be stored in the solar system, further lowering energy consumption

ECH_2O

Advanced user interface

The Daikin-Eye

The intuitive Daikin eye shows you in real time the status of your system. Blue is perfect! Should the eye turn red, an error has occurred.

Quick to configure

Log in and you'll be able to completely configure the unit in less than 10 steps. You can even check if the unit is ready for use by running test cycles!

Easy operation

The user interface works really fast thanks to its icon-based menus.

Beautiful design

The interface was especially designed to be very intuitive. The high contrasted colour screen delivers stunning and practical visuals that really help you as installer or service engineer.

ECH_2O thermal store range: additional hot water comfort

Combine your indoor unit with a thermal store to achieve the ultimate comfort at home.
› Fresh water principle: receive domestic hot water on demand while eliminating the risk of contamination and sedimentation
› Optimal domestic hot water performance: the low temperature evolution enables high tapping performance
› Fit for the future: possibility to integrate with renewable solar energy and other heat sources, e.g. fireplace
› Lightweight and robust build of the unit combined with the cascade principle offers flexible installation options

Built for small and large homes, customers can choose between a pressureless and a pressurised hot water system.

Pressureless (drain-back) solar system (ETSH*, ETSX*)
› The solar collectors are only filled with water when sufficient heating is provided by the sun
› The pumps in the control and pump unit switch on briefly and fill the collectors with storage tank water
› After filling, water circulation is maintained by the remaining pump

Pressurised solar system (ETSHB*, ETSXB*)
› System is filled with heat transfer fluid with the correct amount of antifreeze to avoid freezing in winter
› System is pressurised and sealed

Monthly energy consumption of an average detached house

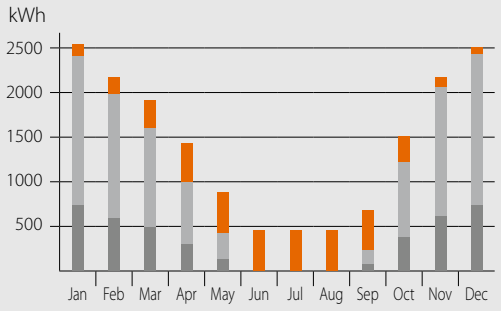

Utilisation of solar energy for domestic hot water and central heating
Heat pump (environmental heat)
Auxiliary energy (electricity)

System diagram: Integrated solar unit

1 Use of solar energy for domestic hot water and central heating
2 External heat pump unit
3 Solar thermal collectors
4 Solar pump station

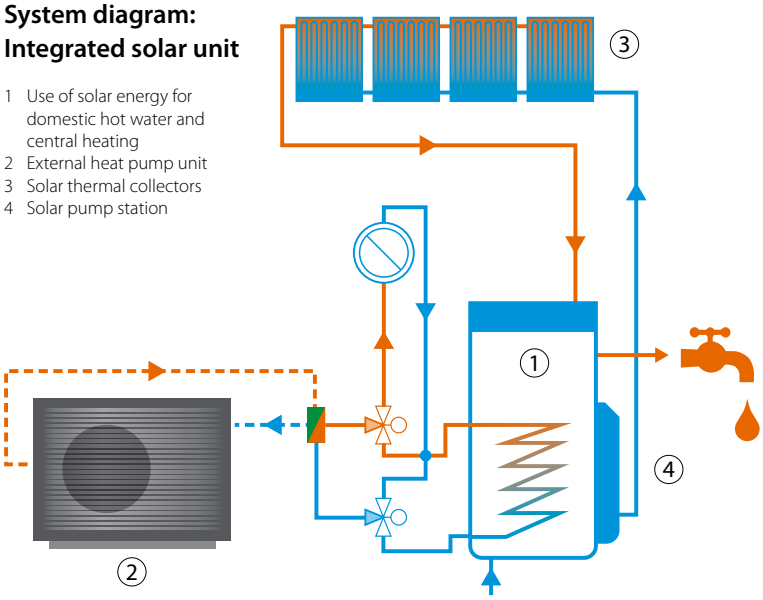

DAIKIN altherma

BLUEVOLUTION

Daikin Altherma 3 H MT ECH$_2$O

Floor standing air-to-water heat pump for **heating and hot water** with thermal solar support

- Integrated solar unit, offering top comfort in heating and hot water
- Maximum use of renewable energy: uses heat pump technology for heating and solar support for space heating and domestic hot water production
- Fresh water principle: hygienic water, with no need for thermal legionella disinfection
- Maintenance-free tank: no corrosion, anode, scale or lime deposits, and no loss of water through safety valve
- Solar support of domestic hot water with pressureless (drain-back) solar system
- Heat loss is reduced to a minimum thanks to the high quality insulation
- App control possible for managing heating, hot water and cooling operation
- Heat pump operation down to -28 °C
- Possible to connect to photovoltaïc solar panels to provide energy for your heat pump

up to A+++ A+ 65 °C R-32

More details and final information can be found by scanning or clicking the QR codes.

ETSH12E EPRA08-12EV3 EPRA08-12EW1

Efficiency data				ETSH + EPRA	12P30E + 08EV/W	12P50E + 08EV/W	12P30E + 10EV/W	12P50E + 10EV/W	12P30E + 12EV/W	12P50E + 12EV/W
Space heating	Average climate water outlet 55 °C	General	SCOP		3.41 / 3.52		3.43 / 3.53			
			ηs (Seasonal space heating efficiency)	%	134 / 138					
			Seasonal space heating eff. class		A++					
	Average climate water outlet 35 °C	General	SCOP		4.69 / 4.81		4.71 / 4.84		4.71 / 4.84	
			ηs (Seasonal space heating efficiency)	%	184 / 190		186 / 191		186 / 191	
			Seasonal space heating eff. class		A+++					
Domestic hot water heating	General	Declared load profile			L					
	Average climate	COPdhw			2.75 / 2.83	3.10 / 3.17	2.75 / 2.83	3.10 / 3.17	2.75 / 2.83	3.10 / 3.17
		ηwh (water heating efficiency)		%	116 / 119	128 / 131	116 / 119	128 / 131	116 / 119	128 / 131
		Water heating energy efficiency class			A+					

Indoor Unit				ETSH	12P30E	12P50E	12P30E	12P50E	12P30E	12P50E
Casing	Colour				Traffic white (RAL9016) / Traffic black (RAL9017)					
	Material				Impact resistant polypropylene					
Dimensions	Unit		HeightxWidthxDepth	mm	1,892x594x644	1,910x792x816	1,892x594x644	1,910x792x816	1,892x594x644	1,910x792x816
Weight	Unit			kg	75	98	75	98	75	98
Tank	Water volume			l	294	477	294	477	294	477
	Maximum water temperature			°C	85					
Operation range	Heating	Ambient	Min.~Max.	°C	-28 ~ 25					
		Water side	Min.~Max.	°C	18 ~ 65					
	Domestic hot water	Ambient	Min.~Max.	°C	-28 ~ 35					
		Water side	Min.~Max.	°C	10 ~ 63					
Sound power level	Nom.			dBA	47.3					
Sound pressure level	Nom.			dBA	38.6					

Outdoor Unit			EPRA	08EV3/W1	10EV3/W1	12EV3/W1
Dimensions	Unit	HeightxWidthxDepth	mm	1,003x1,270x533		
Weight	Unit		kg	118		
Compressor	Quantity			1		
	Type			Hermetically sealed swing compressor		
Operation range	Heating	Min.~Max.	°CDB	-28 ~ 25		
	Domestic hot water	Min.~Max.	°CDB	-28 ~ 35		
Refrigerant	Type			R-32		
	GWP			675		
	Charge		kg	3.25		
	Charge		TCO_2Eq	2.19		
	Control			Expansion valve		
LW(A) Sound power level (according to EN14825)				53		
Sound pressure level (at 1 meter)	Nom.			V3: 40.6 - W1: 41.1		
Power supply	Name/Phase/Frequency/Voltage		Hz/V	V3/1~/50/230 - W1/3~/50/400		
Current	Recommended fuses		A	V3: 32 - W1: 16		

This product contains fluorinated greenhouse gases.

DAIKIN altherma

BLUEVOLUTION

Daikin Altherma 3 H HT ECH$_2$O

Floor standing air-to-water heat pump for **heating and hot water** with thermal solar support

- Integrated solar unit, offering top comfort in heating and hot water
- Maximum use of renewable energy: uses heat pump technology for heating and solar support for space heating and domestic hot water production
- Fresh water principle: hygienic water, with no need for thermal legionella disinfection
- Maintenance-free tank: no corrosion, anode, scale or lime deposits, and no loss of water through safety valve
- Solar support of domestic hot water with pressureless (drain-back) solar system
- Heat loss is reduced to a minimum thanks to the high quality insulation
- App control possible for managing heating, hot water and cooling operation
- Heat pump operation down to -28 °C
- Possible to connect to photovoltaïc solar panels to provide energy for your heat pump

up to A+++ | A | 70 °C | R-32

011-1W0355-356
011-1W0359-360
011-1W0363-364

More details and final information can be found by scanning or clicking the QR codes.

ETSH-D | EPRA14-18DV3 | EPRA14-18DW1

Efficiency data				ETSH + EPRA	16P30D + 14DV/W	16P50D + 14DV/W	16P30D + 16DV/W	16P50D + 16DV/W	16P30D + 18DV/W	16P50D + 18DV/W
Space heating	Average climate water outlet 55 °C	General	SCOP		3.58 / 3.57					
			ηs (Seasonal space heating efficiency)	%	140					
			Seasonal space heating eff. class		A++					
	Average climate water outlet 35 °C	General	SCOP		4,51 / 4,71					
			ηs (Seasonal space heating efficiency)	%	177 / 186					
			Seasonal space heating eff. class		A+++					
Domestic hot water heating	General	Declared load profile			L	XL	L	XL	L	XL
	Average climate	COPdhw			2.38	2.75 / 2.67	2.38	2.75 / 2.67	2.38	2.75 / 2.67
		ηwh (water heating efficiency)		%	101	115 / 111	101	115 / 111	101	115 / 111
		Water heating energy efficiency class			A					

Indoor Unit				ETSH	16P30D	16P50D	16P30D	16P50D	16P30D	16P50D
Casing	Colour				Traffic white (RAL9016) / Dark grey (RAL7011)					
	Material				Impact resistant polypropylene					
Dimensions	Unit		HeightxWidthxDepth	mm	1,891x590x615			1,896x785x785	1,891x590x615	1,896x785x785
Weight	Unit			kg	77	94	77	94	77	94
Tank	Water volume			l	294	477	294	477	294	477
	Maximum water temperature			°C	85					
Operation range	Heating	Ambient	Min.~Max.	°C	-28 ~ 35					
		Water side	Min.~Max.	°C	15 ~ 70					
	Domestic hot water	Ambient	Min.~Max.	°C	-28 ~ 35					
		Water side	Min.~Max.	°C	10 ~ 63					
Sound power level	Nom.			dBA	45.6					
Sound pressure level	Nom.			dBA	32.8					

Outdoor Unit			EPRA	14DV3/W1	16DV3/W1	18DV3/W1
Dimensions	Unit	HeightxWidthxDepth	mm	1,003x1,270x533		
Weight	Unit		kg	146 / 151		
Compressor	Quantity			1		
	Type			Hermetically sealed scroll compressor		
Operation range	Heating	Min.~Max.	°CDB	-28 ~ 25		
	Domestic hot water	Min.~Max.	°CDB	-28 ~ 35		
Refrigerant	Type			R-32		
	GWP			675		
	Charge		kg	4.20		
	Charge		TCO_2Eq	2.84		
	Control			Expansion valve		
LW(A) Sound power level (according to EN14825)				54		
Sound pressure level (at 1 meter)	Nom.			43.0		48.0
Power supply	Name/Phase/Frequency/Voltage		Hz/V	V3/1~/50/230 / W1/3~/50/400		
Current	Recommended fuses		A	32/16		

This product contains fluorinated greenhouse gases.

DAIKIN altherma

BLUEVOLUTION

Daikin Altherma 3 H MT ECH$_2$O

Floor standing air-to-water heat pump for **bivalent heating and hot water** with thermal solar support

- Integrated solar unit, offering top comfort in heating and hot water
- Maximum use of renewable energy: uses heat pump technology for heating and solar support for space heating and domestic hot water production
- Fresh water principle: hygienic water, with no need for thermal legionella disinfection
- Maintenance-free tank: no corrosion, anode, scale or lime deposits, and no loss of water through safety valve
- Bivalent system: combinable with a secondary heat source
- Heat loss is reduced to a minimum thanks to the high quality insulation
- App control possible for managing heating and hot water operation
- Heat pump operation down to -28°C

up to A+++ A+ 65 °C R-32

More details and final information can be found by scanning or clicking the QR codes.

ETSHB12E EPRA08-12EV3 EPRA08-12EW1

Efficiency data				ETSHB + EPRA	12P30E + 08EV/W	12P50E + 08EV/W	12P30E + 10EV/W	12P50E + 10EV/W	12P30E + 12EV/W	12P50E + 12EV/W
Space heating	Average climate water outlet 55 °C	General	SCOP		3.41 / 3.52		3.43 / 3.53			
			ηs (Seasonal space heating efficiency)	%	134 / 138					
			Seasonal space heating eff. class		A++					
	Average climate water outlet 35 °C	General	SCOP		4.69 / 4.81		4.71 / 4.84		4.71 / 4.84	
			ηs (Seasonal space heating efficiency)	%	184 / 190		186 / 191		186 / 191	
			Seasonal space heating eff. class		A+++					
Domestic hot water heating	General	Declared load profile			L					
	Average climate	COPdhw			2.75 / 2.83	3.10 / 3.17	2.75 / 2.83	3.10 / 3.17	2.75 / 2.83	3.10 / 3.17
		ηwh (water heating efficiency)		%	116 / 119	128 / 131	116 / 119	128 / 131	116 / 119	128 / 131
		Water heating energy efficiency class			A+					

Indoor Unit				ETSHB	12P30E	12P50E	12P30E	12P50E	12P30E	12P50E
Casing	Colour				Traffic white (RAL9016) / Traffic black (RAL9017)					
	Material				Impact resistant polypropylene					
Dimensions	Unit		HeightxWidthxDepth	mm	1,892x594x644	1,910x792x816	1,892x594x644	1,910x792x816	1,892x594x644	1,910x792x816
Weight	Unit			kg	76	100	76	100	76	100
Tank	Water volume			l	294	477	294	477	294	477
	Maximum water temperature			°C	85					
Operation range	Heating	Ambient	Min.~Max.	°C	-28 ~ 35					
		Water side	Min.~Max.	°C	18 ~ 65					
	Domestic hot water	Ambient	Min.~Max.	°C	-28 ~ 35					
		Water side	Min.~Max.	°C	10 ~ 63					
Sound power level	Nom.			dBA	45.6					
Sound pressure level	Nom.			dBA	32.8					

Outdoor Unit			EPRA	08EV3/W1	10EV3/W1	12EV3/W1
Dimensions	Unit	HeightxWidthxDepth	mm	1,003x1,270x533		
Weight	Unit		kg	118		
Compressor	Quantity			1		
	Type			Hermetically sealed swing compressor		
Operation range	Heating	Min.~Max.	°CDB	-28 ~ 25		
	Domestic hot water	Min.~Max.	°CDB	-28 ~ 35		
Refrigerant	Type			R-32		
	GWP			675		
	Charge		kg	3.25		
	Charge		TCO_2Eq	2.19		
	Control			Expansion valve		
LW(A) Sound power level (according to EN14825)				53		
Sound pressure level (at 1 meter)	Nom.			V3: 40.6 - W1: 41.1		
Power supply	Name/Phase/Frequency/Voltage		Hz/V	V3/1~/50/230 - W1/3~/50/400		
Current	Recommended fuses		A	V3: 32 - W1: 16		

This product contains fluorinated greenhouse gases.

DAIKIN altherma

BLUEVOLUTION

Daikin Altherma 3 H HT ECH$_2$O

Floor standing air-to-water heat pump for **bivalent heating and hot water** with thermal solar support

- Integrated solar unit, offering top comfort in heating and hot water
- Maximum use of renewable energy: uses heat pump technology for heating and solar support for space heating and domestic hot water production
- Fresh water principle: hygienic water, with no need for thermal legionella disinfection
- Maintenance-free tank: no corrosion, anode, scale or lime deposits, and no loss of water through safety valve
- Bivalent system: combinable with a secondary heat source
- Heat loss is reduced to a minimum thanks to the high quality insulation
- App control possible for managing heating and hot water operation
- Heat pump operation down to -28 °C

011-1W0355-356
011-1W0359-360
011-1W0363-364

up to A+++ | A | 70 °C | R-32

More details and final information can be found by scanning or clicking the QR codes.

ETSHB-D | EPRA14-18DV3 | EPRA14-18DW1

Efficiency data				ETSHB + EPRA	16P30D + 14DV/W	16P50D + 14DV/W	16P30D + 16DV/W	16P50D + 16DV/W	16P30D + 18DV/W	16P50D + 18DV/W
Space heating	Average climate water outlet 55 °C	General	SCOP		3.58 / 3.57					
			ηs (Seasonal space heating efficiency)	%	140					
			Seasonal space heating eff. class		A++					
	Average climate water outlet 35 °C	General	SCOP		4.51 / 4.71					
			ηs (Seasonal space heating efficiency)	%	177 / 186					
			Seasonal space heating eff. class		A+++					
Domestic hot water heating	General	Declared load profile			L	XL	L	XL	L	XL
	Average climate	COPdhw			2.38	2.58 / 2.75	2.38	2.58 / 2.75	2.38	2.58 / 2.75
		ηwh (water heating efficiency)		%	101	108 / 115	101	108 / 115	101	108 / 115
		Water heating energy efficiency class			A					

Indoor Unit				ETSHB	16P30D	16P50D	16P30D	16P50D	16P30D	16P50D
Casing	Colour				Traffic white (RAL9016) / Dark grey (RAL7011)					
	Material				Impact resistant polypropylene					
Dimensions	Unit		HeightxWidthxDepth	mm	1,891x590x615			1,896x785x790	1,891x590x615	1,896x785x785
Weight	Unit			kg	79	100	79	100	79	100
Tank	Water volume			l	294	477	294	477	294	477
	Maximum water temperature			°C	85					
Operation range	Heating	Ambient	Min.~Max.	°C	-28 ~ 35					
		Water side	Min.~Max.	°C	15 ~ 70					
	Domestic hot water	Ambient	Min.~Max.	°C	-28 ~ 35					
		Water side	Min.~Max.	°C	10 ~ 63					
Sound power level	Nom.			dBA	45.6					
Sound pressure level	Nom.			dBA	32.8					

Outdoor Unit			EPRA	14DV3/W1	16DV3/W1	18DV3/W1
Dimensions	Unit	HeightxWidthxDepth	mm	1,003x1,270x533		
Weight	Unit		kg	146 / 151		
Compressor	Quantity			1		
	Type			Hermetically sealed scroll compressor		
Operation range	Heating	Min.~Max.	°CDB	-28 ~ 35		
	Domestic hot water	Min.~Max.	°CDB	-28 ~ 35		
Refrigerant	Type			R-32		
	GWP			675		
	Charge		kg	4.20		
	Charge		TCO_2Eq	2.84		
	Control			Expansion valve		
LW(A) Sound power level (according to EN14825)				54		
Sound pressure level (at 1 meter)	Nom.			43.0		48.0
Power supply	Name/Phase/Frequency/Voltage		Hz/V	V3/1~/50/230 / W1/3~/50/400		
Current	Recommended fuses		A	32/16		

This product contains fluorinated greenhouse gases.

DAIKIN altherma

BLUEVOLUTION

Daikin Altherma 3 H MT ECH$_2$O

Floor standing air-to-water heat pump for **heating, cooling and hot water** with thermal solar support

- Integrated solar unit, offering top comfort in heating, hot water and cooling
- Maximum use of renewable energy: uses heat pump technology for heating and solar support for space heating and domestic hot water production
- Fresh water principle: hygienic water, with no need for thermal legionella disinfection
- Maintenance-free tank: no corrosion, anode, scale or lime deposits, and no loss of water through safety valve
- Solar support of domestic hot water with pressureless (drain-back) solar system
- Heat loss is reduced to a minimum thanks to the high quality insulation
- App control possible for managing heating, hot water and cooling operation
- Outdoor unit extracts heat from the outdoor air, even at -28 °C
- Possible to connect to photovoltaïc solar panels to provide energy for your heat pump

up to A+++ A+ 65 °C R-32

More details and final information can be found by scanning or clicking the QR codes.

ETSX12E EPRA08-12EV3 EPRA08-12EW1

Efficiency data				ETSX + EPRA	12P30E + 08EV/W	12P50E + 08EV/W	12P30E + 10EV/W	12P50E + 10EV/W	12P30E + 12EV/W	12P50E + 12EV/W
Space heating	Average climate water outlet 55 °C	General	SCOP		3.47 / 3.59		3.48 / 3.60			
			ηs (Seasonal space heating efficiency)	%	136 / 141					
			Seasonal space heating eff. class		A++					
	Average climate water outlet 35 °C	General	SCOP		4.79 / 4.95		4.82 / 4.98			
			ηs (Seasonal space heating efficiency)	%	189 / 195		190 / 196			
			Seasonal space heating eff. class		A+++					
Domestic hot water heating	General	Declared load profile			L					
	Average climate	COPdhw			2.75 / 2.83	3.10 / 3.17	2.75 / 2.83	3.10 / 3.17	2.75 / 2.83	3.10 / 3.17
		ηwh (water heating efficiency)		%	116 / 119	128 / 131	116 / 119	128 / 131	116 / 119	128 / 131
		Water heating energy efficiency class			A+					

Indoor Unit				ETSX	12P30E	12P50E	12P30E	12P50E	12P30E	12P50E
Casing	Colour				Traffic white (RAL9016) / Traffic black (RAL9017)					
	Material				Impact resistant polypropylene					
Dimensions	Unit		HeightxWidthxDepth	mm	1,892x594x644	1,910x792x816	1,892x594x644	1,910x792x816	1,892x594x644	1,910x792x816
Weight	Unit			kg	75	98	75	98	75	98
Tank	Water volume			l	294	477	294	477	294	477
	Maximum water temperature			°C	85					
Operation range	Heating	Ambient	Min.~Max.	°C	-28 ~ 25					
		Water side	Min.~Max.	°C	18 ~ 65					
	Cooling	Ambient	Min.~Max.	°C	10 ~ 43					
		Water side	Min.~Max.	°C	5 ~ 22					
	Domestic hot water	Ambient	Min.~Max.	°C	-28 ~ 35					
		Water side	Min.~Max.	°C	10 ~ 63					
Sound power level	Nom.			dBA	47.3					
Sound pressure level	Nom.			dBA	38.6					

Outdoor Unit			EPRA	08EV3/W1	10EV3/W1	12EV3/W1
Dimensions	Unit	HeightxWidthxDepth	mm	1,003x1,270x533		
Weight	Unit		kg	118		
Compressor	Quantity			1		
	Type			Hermetically sealed swing compressor		
Operation range	Heating	Min.~Max.	°CDB	-28 ~ 25		
	Cooling	Min.~Max.	°CDB	10 ~ 43		
	Domestic hot water	Min.~Max.	°CDB	-28 ~ 35		
Refrigerant	Type			R-32		
	GWP			675.0		
	Charge		kg	3.25		
	Charge		TCO_2Eq	2.19		
	Control			Expansion valve		
LW(A) Sound power level (according to EN14825)				53		
Sound pressure level (at 1 meter)	Nom.			V3: 40.6 - W1: 41.1		
Power supply	Name/Phase/Frequency/Voltage		Hz/V	V3/1~/50/230 - W1/3~/50/400		
Current	Recommended fuses		A	V3: 32 - W1: 16		

This product contains fluorinated greenhouse gases.

DAIKIN altherma

BLUEVOLUTION

Daikin Altherma 3 H HT ECH$_2$O

Floor standing air-to-water heat pump for **heating, cooling and hot water** with thermal solar support

- Integrated solar unit, offering top comfort in heating, hot water and cooling
- Maximum use of renewable energy: uses heat pump technology for heating and solar support for space heating and domestic hot water production
- Fresh water principle: hygienic water, with no need for thermal legionella disinfection
- Maintenance-free tank: no corrosion, anode, scale or lime deposits, and no loss of water through safety valve
- Solar support of domestic hot water with pressureless (drain-back) solar system
- Heat loss is reduced to a minimum thanks to the high quality insulation
- App control possible for managing heating, hot water and cooling operation
- Outdoor unit extracts heat from the outdoor air, even at -28 °C
- Possible to connect to photovoltaïc solar panels to provide energy for your heat pump

up to A+++ | A | 70 °C | R-32

011-1W0355-356
011-1W0359-360
011-1W0363-364

More details and final information can be found by scanning or clicking the QR codes.

ETSX-D | EPRA14-18DV3 | EPRA14-18DW1

Efficiency data				ETSX + EPRA	16P30D + 14DV/W	16P50D + 14DV/W	16P30D + 16DV/W	16P50D + 16DV/W	16P30D + 18DV/W	16P50D + 18DV/W
Space heating	Average climate water outlet 55 °C	General	SCOP		3.62 / 3.63					
			ηs (Seasonal space heating efficiency)	%	142					
			Seasonal space heating eff. class		A++					
	Average climate water outlet 35 °C	General	SCOP		4.57 / 4.81					
			ηs (Seasonal space heating efficiency)	%	180 / 190					
			Seasonal space heating eff. class		A+++					
Domestic hot water heating	General	Declared load profile			L	XL	L	XL	L	XL
	Average climate	COPdhw			2.38	2.75 / 2.67	2.38	2.75 / 2.67	2.38	2.75 / 2.67
		ηwh (water heating efficiency)		%	101	115 / 111	101	115 / 111	101	115 / 111
		Water heating energy efficiency class			A					

Indoor Unit				ETSX	16P30D	16P50D	16P30D	16P50D	16P30D	16P50D
Casing	Colour				Traffic white (RAL9016) / Dark grey (RAL7011)					
	Material				Impact resistant polypropylene					
Dimensions	Unit		HeightxWidthxDepth	mm	1,891x590x615	1,896x785x785	1,891x590x615	1,896x785x785	1,891x590x615	1,896x785x785
Weight	Unit			kg	77	94	77	94	77	94
Tank	Water volume			l	294	477	294	477	294	477
	Maximum water temperature			°C	85					
Operation range	Heating	Ambient	Min.~Max.	°C	-28 ~ 35					
		Water side	Min.~Max.	°C	15 ~ 70					
	Cooling	Ambient	Min.~Max.	°C	10 ~ 43					
		Water side	Min.~Max.	°C	5 ~ 22					
	Domestic hot water	Ambient	Min.~Max.	°C	-28 ~ 35					
		Water side	Min.~Max.	°C	10 ~ 63					
Sound power level	Nom.			dBA	45.6					
Sound pressure level	Nom.			dBA	32.8					

Outdoor Unit			EPRA	14DV3/W1	16DV3/W1	18DV3/W1
Dimensions	Unit	HeightxWidthxDepth	mm	1,003x1,270x533		
Weight	Unit		kg	146/151		
Compressor	Quantity			1		
	Type			Hermetically sealed scroll compressor		
Operation range	Heating	Min.~Max.	°CDB	-28 ~ 25		
	Cooling	Min.~Max.	°CDB	10 ~ 43		
	Domestic hot water	Min.~Max.	°CDB	-28 ~35		
Refrigerant	Type			R-32		
	GWP			675.0		
	Charge		kg	4.20		
	Charge		TCO_2Eq	2.84		
	Control			Expansion valve		
LW(A) Sound power level (according to EN14825)				54		
Sound pressure level (at 1 meter)	Nom.			43.0		48.0
Power supply	Name/Phase/Frequency/Voltage		Hz/V	V3/1~/50/230 / W1/3~/50/400		
Current	Recommended fuses		A	32/16		

This product contains fluorinated greenhouse gases.

DAIKIN altherma

BLUEVOLUTION

Daikin Altherma 3 H MT ECH$_2$O

Floor standing air-to-water heat pump for **bivalent heating, cooling and hot water** with thermal solar support

- Integrated solar unit, offering top comfort in heating and hot water
- Maximum use of renewable energy: uses heat pump technology for heating and solar support for space heating and domestic hot water production
- Fresh water principle: hygienic water, with no need for thermal legionella disinfection
- Maintenance-free tank: no corrosion, anode, scale or lime deposits, and no loss of water through safety valve
- Bivalent system: combinable with a secondary heat source
- Heat loss is reduced to a minimum thanks to the high quality insulation
- App control possible for managing heating and hot water operation

up to A+++ A+ 65 °C R-32

More details and final information can be found by scanning or clicking the QR codes.

ETSXB12E EPRA08-12EV3 EPRA08-12EW1

Efficiency data				ETSXB-D + EPRA	12P30E + 08EV/W	12P50E + 08EV/W	12P30E + 10EV/W	12P50E + 10EV/W	12P30E + 12EV/W	12P50E + 12EV/W
Space heating	Average climate water outlet 55 °C	General	SCOP		3.47 / 3.59		3.48 / 3.60			
			ηs (Seasonal space heating efficiency)	%	136 / 141					
			Seasonal space heating eff. class		A++					
	Average climate water outlet 35 °C	General	SCOP		4.79 / 4.95		4.82 / 4.98			
			ηs (Seasonal space heating efficiency)	%	189 / 195		190 / 196			
			Seasonal space heating eff. class		A+++					
Domestic hot water heating	General	Declared load profile			L					
	Average climate	COPdhw			2.75 / 2.83	3.10 / 3.17	2.75 / 2.83	3.10 / 3.17	2.75 / 2.83	3.10 / 3.17
		ηwh (water heating efficiency)		%	116 / 119	128 / 131	116 / 119	128 / 131	116 / 119	128 / 131
		Water heating energy efficiency class			A+					

Indoor Unit				ETSXB	12P30E	12P50E	12P30E	12P50E	12P30E	12P50E
Casing	Colour				Traffic white (RAL9016) / Traffic black (RAL9017)					
	Material				Impact resistant polypropylene					
Dimensions	Unit		HeightxWidthxDepth	mm	1,892x594x644	1,910x792x816	1,892x594x644	1,910x792x816	1,892x594x644	1,910x792x816
Weight	Unit			kg	76	100	76	100	76	100
Tank	Water volume			l	294	477	294	477	294	477
	Maximum water temperature			°C	85					
Operation range	Heating	Ambient	Min.~Max.	°C	-28 ~ 25					
		Water side	Min.~Max.	°C	18 ~ 65					
	Cooling	Ambient	Min.~Max.	°C	10 ~ 43					
		Water side	Min.~Max.	°C	5 ~ 22					
	Domestic hot water	Ambient	Min.~Max.	°C	-28 ~ 35					
		Water side	Min.~Max.	°C	10 ~ 63					
Sound power level	Nom.			dBA	47.3					
Sound pressure level	Nom.			dBA	38.6					

Outdoor Unit			EPRA	08EV3/W1	10EV3/W1	12EV3/W1
Dimensions	Unit	HeightxWidthxDepth	mm	1,003x1,270x533		
Weight	Unit		kg	118		
Compressor	Quantity			1		
	Type			Hermetically sealed swing compressor		
Operation range	Heating	Min.~Max.	°CDB	-28 ~ 25		
	Cooling	Min.~Max.	°CDB	10 ~ 43		
	Domestic hot water	Min.~Max.	°CDB	-28 ~ 35		
Refrigerant	Type			R-32		
	GWP			675.0		
	Charge		kg	3.25		
	Charge		TCO_2Eq	2.19		
	Control			Expansion valve		
LW(A) Sound power level (according to EN14825)				53		
Sound pressure level (at 1 meter)	Nom.			V3: 40.6 - W1: 41.1		
Power supply	Name/Phase/Frequency/Voltage		Hz/V	V3/1~/50/230 - W1/3~/50/400		
Current	Recommended fuses		A	V3: 32 - W1: 16		

This product contains fluorinated greenhouse gases.

DAIKIN altherma

BLUEVOLUTION

Daikin Altherma 3 H HT ECH$_2$O

Floor standing air-to-water heat pump for **bivalent heating, cooling and hot water** with thermal solar support

- Integrated solar unit, offering top comfort in heating and hot water
- Maximum use of renewable energy: uses heat pump technology for heating and solar support for space heating and domestic hot water production
- Fresh water principle: hygienic water, with no need for thermal legionella disinfection
- Maintenance-free tank: no corrosion, anode, scale or lime deposits, and no loss of water through safety valve
- Bivalent system: combinable with a secondary heat source
- Heat loss is reduced to a minimum thanks to the high quality insulation
- App control possible for managing heating and hot water operation

011-1W0355-356
011-1W0359-360
011-1W0363-364

up to A+++ | A | 70 °C | R-32

More details and final information can be found by scanning or clicking the QR codes.

ETSXB-D | EPRA14-18DV3 | EPRA14-18DW1

Efficiency data				ETSXB + EPRA	16P30D + 14DV/W	16P50D + 14DV/W	16P30D + 16DV/W	16P50D + 16DV/W	16P30D + 18DV/W	16P50D + 18DV/W
Space heating	Average climate water outlet 55 °C	General	SCOP		3.62 / 3.63					
			ηs (Seasonal space heating efficiency)	%	142					
			Seasonal space heating eff. class		A++					
	Average climate water outlet 35 °C	General	SCOP		4.57 / 4.81					
			ηs (Seasonal space heating efficiency)	%	180 / 190					
			Seasonal space heating eff. class		A+++					
Domestic hot water heating	General	Declared load profile			L	XL	L	XL	L	XL
	Average climate	COPdhw			2.38	2.58 / 2.75	2.38	2.58 / 2.75	2.38	2.58 / 2.75
		ηwh (water heating efficiency)		%	101	108 / 115	101	108 / 115	101	108 / 115
		Water heating energy efficiency class			A					

Indoor Unit				ETSXB	16P30D	16P50D	16P30D	16P50D	16P30D	16P50D
Casing	Colour				Traffic white (RAL9016) / Dark grey (RAL7011)					
	Material				Impact resistant polypropylene					
Dimensions	Unit		HeightxWidthxDepth	mm	1,891x590x615	1,896x785x785	1,891x590x615	1,896x785x785	1,891x590x615	1,896x785x785
Weight	Unit			kg	79	100	79	100	79	100
Tank	Water volume			l	294	477	294	477	294	477
	Maximum water temperature			°C	85					
Operation range	Heating	Ambient	Min.~Max.	°C	-28 ~ 35					
		Water side	Min.~Max.	°C	15 ~ 70					
	Cooling	Ambient	Min.~Max.	°C	10 ~ 43					
		Water side	Min.~Max.	°C	5 ~ 22					
	Domestic hot water	Ambient	Min.~Max.	°C	-28 ~ 35					
		Water side	Min.~Max.	°C	10 ~ 63					
Sound power level	Nom.			dBA	45.6					
Sound pressure level	Nom.			dBA	32.8					

Outdoor Unit				EPRA	14DV3/W1	16DV3/W1	18DV3/W1
Dimensions	Unit	HeightxWidthxDepth		mm	1,003x1,270x533		
Weight	Unit			kg	146/151		
Compressor	Quantity				1		
	Type				Hermetically sealed scroll compressor		
Operation range	Heating	Min.~Max.		°CDB	-28 ~ 25		
	Cooling	Min.~Max.		°CDB	10 ~ 43		
	Domestic hot water	Min.~Max.		°CDB	-28 ~ 35		
Refrigerant	Type				R-32		
	GWP				675.0		
	Charge			kg	4.20		
	Charge			TCO_2Eq	2.84		
	Control				Expansion valve		
LW(A) Sound power level (according to EN14825)					54		
Sound pressure level (at 1 meter)	Nom.				43.0		48.0
Power supply	Name/Phase/Frequency/Voltage			Hz/V	V3/1~/50/230 / W1/3~/50/400		
Current	Recommended fuses			A	32/16		

This product contains fluorinated greenhouse gases.

DESIGN AWARD 2018

reddot award 2018 winner

R-32

BLUEVOLUTION

Wall mounted unit

Why choose Daikin wall mounted unit?

The Daikin Altherma 3 split wall mounted unit offers heating and cooling with high flexibility for a quick and easy installation, with an optional connection to deliver domestic hot water.

High flexibility for installation and domestic hot water connection

- Inclusion of all hydraulic components means no third party components are required
- PCB board and hydraulic components are located in the front for easy access
- Compact dimensions allows for small installation space, as almost no side clearances are required
- The unit's sleek design blends in with other household appliances
- Combine with a stainless steel or ECH_2O thermal store

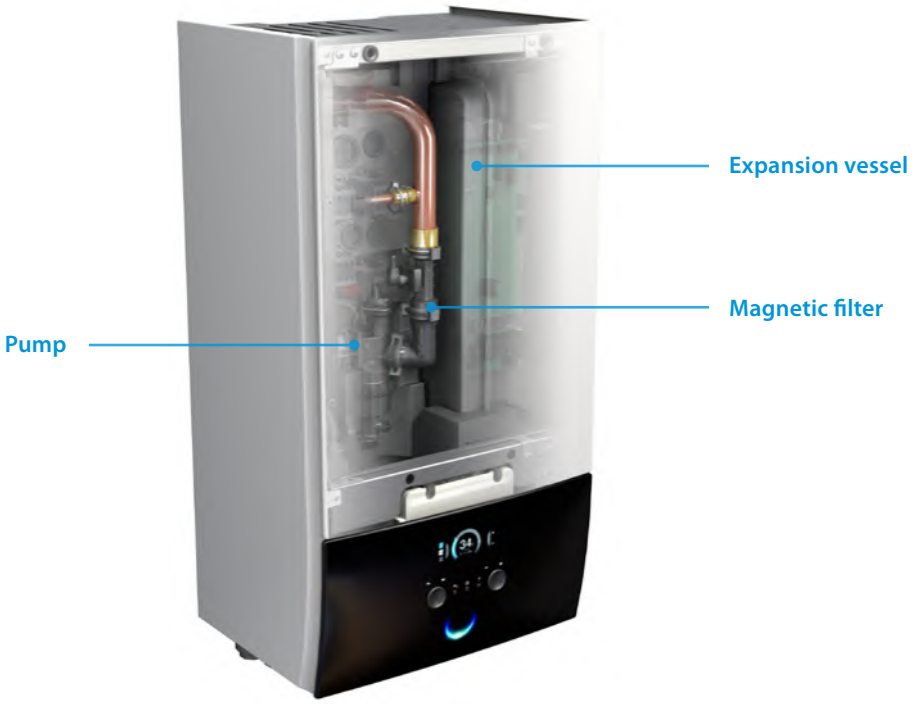

Flexibility in providing domestic hot water

If the end user requires hot water and installation height is limited, a separate stainless steel tank provides the required installation flexibility.

ECH$_2$O thermal store range: additional hot water comfort

Combine your wall mounted unit with a thermal store for additional hot water comfort.

- Fresh water principle: receive domestic hot water on demand while eliminating the risk of contamination and sedimentation
- Optimal domestic hot water performance: with high tapping performance
- Fit for future possibility to integrate with renewable solar energy and other heat sources, e.g. fireplace
- Lightweight and robust build on the unit combined with cascade principle offers flexible installation options

Flexibility in providing space heating

The wall mounted unit is the perfect choice in case the end user is looking for space heating or cooling while domestic hot water is provided by another system.

Example of installation with a stainless steel domestic hot water tank.

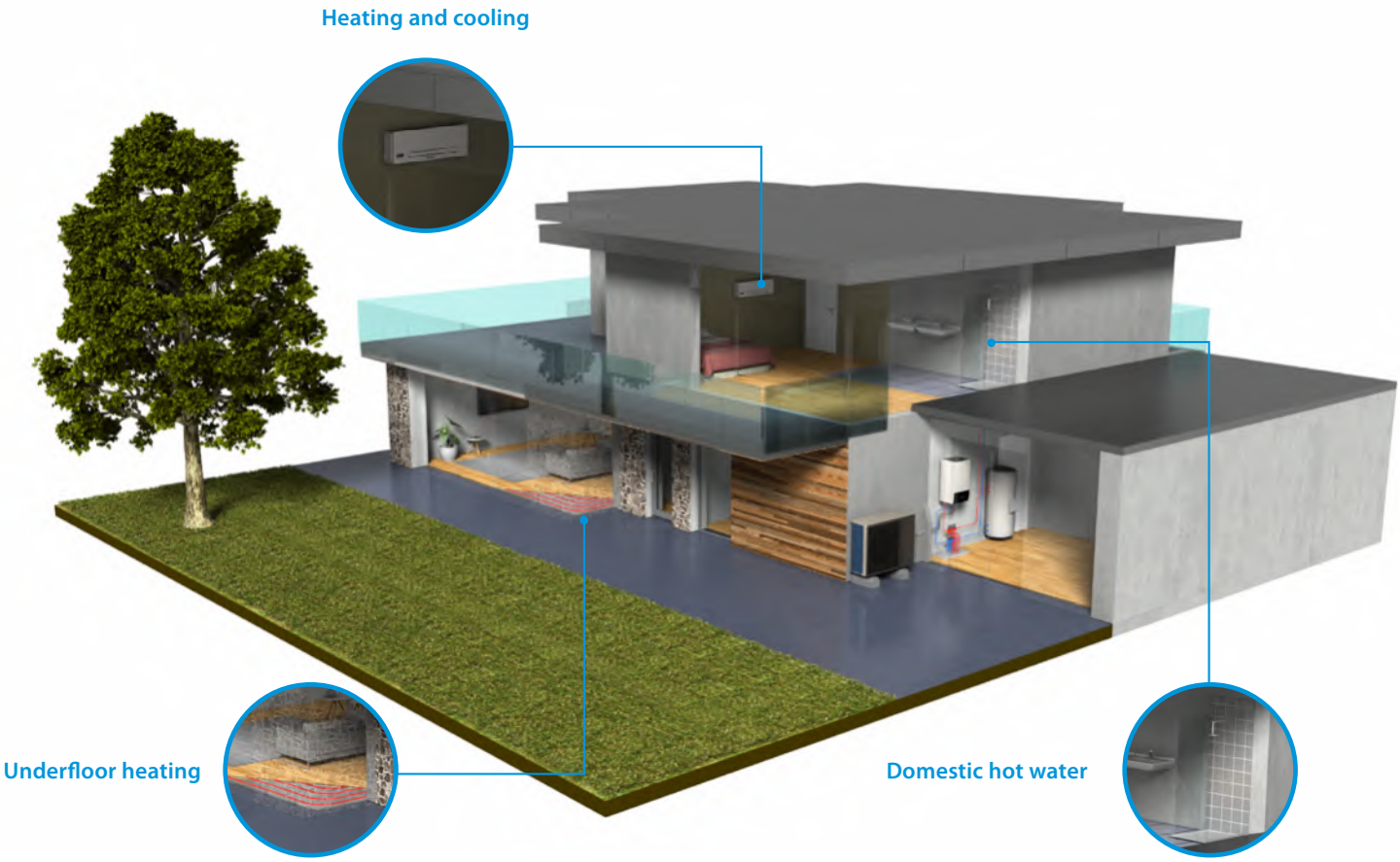

DAIKIN altherma

BLUEVOLUTION

Daikin Altherma 3 H MT W

Wall mounted **heating only** air-to-water heat pump

- Inclusion of all hydraulic components means no third party components are required
- PCB board and hydraulic components are located in the front for easy access
- Compact dimensions allows for small installation space, as almost no side clearances are required
- The unit's sleek design blends in with other household appliances
- Combine with a stainless steel tank or ECH$_2$O thermal store
- Heat pump operation down to -28 °C

up to A+++ 65 °C R-32

More details and final information can be found by scanning or clicking the QR codes.

ETBH12E6V ETBH12E9W EPRA08-12EV3 EPRA08-12EW1

Efficiency data				ETBH + EPRA	12E6V + 08EV/W	12E9W + 08EV/W	12E6V + 10EV/W	12E9W + 10EV/W	12E6V + 12EV/W	12E9W + 12EV/W
Space heating	Average climate water outlet 55 °C	General	SCOP		3.41 / 3.52		3.43 / 3.53			
			ηs (Seasonal space heating efficiency)	%	134 / 138					
			Seasonal space heating eff. class		A++					
	Average climate water outlet 35 °C	General	SCOP		4.69 / 4.81		4.71 / 4.84		4.71 / 4.84	
			ηs (Seasonal space heating efficiency)	%	184 / 190		186 / 191		186 / 191	
			Seasonal space heating eff. class		A+++					

Indoor Unit				ETBH	12E6V	12E9W	12E6V	12E9W	12E6V	12E9W
Casing	Colour				White + Black					
	Material				Sheet metal					
Dimensions	Unit		HeightxWidthxDepth	mm	840x440x390					
Weight	Unit			kg	36.5					
Operation range	Heating	Ambient	Min.~Max.	°C	-28 ~ 25					
		Water side	Min.~Max.	°C	18 ~ 65					
	Domestic hot water	Ambient	Min.~Max.	°C	-28 ~ 35					
		Water side	Min.~Max.	°C	10 ~ 63					
Sound power level	Nom.			dBA	44					
Sound pressure level	Nom.			dBA	30					

Outdoor Unit			EPRA	08EV3/W1	10EV3/W1	12EV3/W1
Dimensions	Unit	HeightxWidthxDepth	mm	1,003x1,270x533		
Weight	Unit		kg	118		
Compressor	Quantity			1		
	Type			Hermetically sealed swing compressor		
Operation range	Heating	Min.~Max.	°CDB	-28 ~ 25		
	Domestic hot water	Min.~Max.	°CDB	-28 ~ 35		
Refrigerant	Type			R-32		
	GWP			675.0		
	Charge		kg	3.25		
	Charge		TCO_2Eq	2.19		
	Control			Expansion valve		
LW(A) Sound power level (according to EN14825)				53		
Sound pressure level (at 1 meter)	Nom.			V3: 40.6 - W1: 41.1		
Power supply	Name/Phase/Frequency/Voltage		Hz/V	V3/1~/50/230 - W1/3~/50/400		
Current	Recommended fuses		A	V3:32 - W1: 16		

This product contains fluorinated greenhouse gases.

DAIKIN altherma

BLUEVOLUTION

Daikin Altherma 3 H HT W

Wall mounted **heating only** air-to-water heat pump

- Inclusion of all hydraulic components means no third party components are required
- PCB board and hydraulic components are located in the front for easy access
- Compact dimensions allows for small installation space, as almost no side clearances are required
- The unit's sleek design blends in with other household appliances
- Combine with a stainless steel tank or ECH$_2$O thermal store
- Heat pump operation down to -28 °C

up to A+++ 70 °C R-32

011-1W0353
011-1W0357
011-1W0361

More details and final information can be found by scanning or clicking the QR codes.

ETBH-E6V ETBH-E9W EPRA14-18DV3 EPRA14-18DW1

Efficiency data				ETBH + EPRA	16E6V + 14DV/DW	16E9W + 14DV/DW	16E6V + 16DV/W	16E9W + 16DV/W	16E6V + 18DV/DW	16E9W + 18DV/DW
Space heating	Average climate water outlet 55 °C	General	SCOP		3.58 / 3.57					
			ηs (Seasonal space heating efficiency)	%	140					
			Seasonal space heating eff. class		A++					
	Average climate water outlet 35 °C	General	SCOP		4.51 / 4.71					
			ηs (Seasonal space heating efficiency)	%	177 / 186					
			Seasonal space heating eff. class		A+++					

Indoor Unit				ETBH	16E6V	16E9W	16E6V	16E9W	16E6V	16E9W
Casing	Colour				White + Black					
	Material				Sheet metal					
Dimensions	Unit		HeightxWidthxDepth	mm	840x440x390					
Weight	Unit			kg	42					
Operation range	Heating	Ambient	Min.~Max.	°C	-28 ~ 35					
		Water side	Min.~Max.	°C	18 ~ 70					
	Domestic hot water	Ambient	Min.~Max.	°C	-28 ~ 35					
		Water side	Min.~Max.	°C	10 ~ 63					
Sound power level	Nom.			dBA	44					
Sound pressure level	Nom.			dBA	30					

Outdoor Unit			EPRA	14DV3/W1	16DV3/W1	18DV3/W1
Dimensions	Unit	HeightxWidthxDepth	mm	1,003x1,270x533		
Weight	Unit		kg	146/151		
Compressor	Quantity			1		
	Type			Hermetically sealed scroll compressor		
Operation range	Heating	Min.~Max.	°CDB	-28 ~ 35		
	Domestic hot water	Min.~Max.	°CDB	-28 ~ 35		
Refrigerant	Type			R-32		
	GWP			675.0		
	Charge		kg	4.20		
	Charge		TCO_2Eq	2.84		
	Control			Expansion valve		
LW(A) Sound power level (according to EN14825)				54		
Sound pressure level (at 1 meter)	Nom.			43.0		48.0
Power supply	Name/Phase/Frequency/Voltage		Hz/V	V3/1~/50/230 / W1/3~/50/400		
Current	Recommended fuses		A	32/16		

This product contains fluorinated greenhouse gases.

DAIKIN altherma

BLUEVOLUTION

Daikin Altherma 3 H MT W

Wall mounted **reversible** air-to-water heat pump

- Inclusion of all hydraulic components means no third party components are required
- PCB board and hydraulic components are located in the front for easy access
- Compact dimensions allows for small installation space, as almost no side clearances are required
- The unit's sleek design blends in with other household appliances
- Combine with a stainless steel tank or ECH$_2$O thermal store
- Heat pump operation down to -28 °C

up to A+++ 65 °C R-32

More details and final information can be found by scanning or clicking the QR codes.

ETBX12E6V ETBX12E9W EPRA08-12EV3 EPRA08-12EW1

Efficiency data				ETBX + EPRA	12E6V + 08EV/W	12E9W + 08EV/W	12E6V + 10EV/W	12E9W + 10EV/W	12E6V + 12EV/W	12E9W + 12EV/W
Space heating	Average climate water outlet 55 °C	General	SCOP		3.47 / 3.59		3.48 / 3.60			
			ηs (Seasonal space heating efficiency)	%	136 / 141					
			Seasonal space heating eff. class		A++					
	Average climate water outlet 35 °C	General	SCOP		4.79 / 4.95		4.82 / 4.98			
			ηs (Seasonal space heating efficiency)	%	188 / 195		190 / 196			
			Seasonal space heating eff. class		A+++					

Indoor Unit				ETBX	12E6V	12E9W	12E6V	12E9W	12E6V	12E9W
Casing	Colour				White + Black					
	Material				Sheet metal					
Dimensions	Unit		HeightxWidthxDepth	mm	840x440x390					
Weight	Unit			kg	36,5					
Operation range	Heating	Ambient	Min.~Max.	°C	-28 ~ 25					
		Water side	Min.~Max.	°C	18 ~ 65					
	Cooling	Ambient	Min.~Max.	°C	10 ~ 43					
		Water side	Min.~Max.	°C	5 ~ 22					
	Domestic hot water	Ambient	Max.	°C	-28 ~ 35					
		Water side	Min.~Max.	°C	10 ~ 63					
Sound power level	Nom.			dBA	44					
Sound pressure level	Nom.			dBA	30					

Outdoor Unit			EPRA	08EV3/W1	10EV3/W1	12EV3/W1
Dimensions	Unit	HeightxWidthxDepth	mm	1,003x1,270x533		
Weight	Unit		kg	118		
Compressor	Quantity			1		
	Type			Hermetically sealed swing compressor		
Operation range	Heating	Min.~Max.	°CDB	-28 ~ 25		
	Cooling	Min.~Max.	°CDB	10 ~ 43		
	Domestic hot water	Min.~Max.	°CDB	-28 ~ 35		
Refrigerant	Type			R-32		
	GWP			675.0		
	Charge		kg	3.25		
	Charge		TCO_2Eq	2.19		
	Control			Expansion valve		
LW(A) Sound power level (according to EN14825)				53		
Sound pressure level (at 1 meter)	Nom.			V3: 40.6 - W1: 41.1		
Power supply	Name/Phase/Frequency/Voltage		Hz/V	V3/1~/50/230 - W1/3~/50/400		
Current	Recommended fuses		A	V3: 32 - W1: 16		

This product contains fluorinated greenhouse gases.

DAIKIN altherma

BLUEVOLUTION

Daikin Altherma 3 H HT W

Wall mounted **reversible** air-to-water heat pump

- Inclusion of all hydraulic components means no third party components are required
- PCB board and hydraulic components are located in the front for easy access
- Compact dimensions allows for small installation space, as almost no side clearances are required
- The unit's sleek design blends in with other household appliances
- Combine with a stainless steel tank or ECH$_2$O thermal store
- Heat pump operation down to -28 °C

up to A+++ 70 °C R-32

011-1W0353
011-1W0357
011-1W0361

More details and final information can be found by scanning or clicking the QR codes.

ETBX-E6V ETBX-E9W EPRA14-18DV3 EPRA14-18DW1

Efficiency data				ETBX + EPRA	16E6V + 014DV/W	16E9W + 14DV/W	16E6V + 16DV/W	16E9W + 16DV/W	16E6V + 18DV/W	16E9W + 18DV/W
Space heating	Average climate water outlet 55 °C	General	SCOP		3.62 / 3.63					
			ηs (Seasonal space heating efficiency)	%	142					
			Seasonal space heating eff. class		A++					
	Average climate water outlet 35 °C	General	SCOP		4.57 / 4.81					
			ηs (Seasonal space heating efficiency)	%	180 / 190					
			Seasonal space heating eff. class		A+++					

Indoor Unit				ETBX	16E6V	16E9W	16E6V	16E9W	16E6V	16E9W
Casing	Colour				White + Black					
	Material				Sheet metal					
Dimensions	Unit		HeightxWidthxDepth	mm	840x440x390					
Weight	Unit			kg	42					
Operation range	Heating	Ambient	Min.~Max.	°C	-28 ~ 35					
		Water side	Min.~Max.	°C	18 ~ 70					
	Cooling	Ambient	Min.~Max.	°C	10 ~ 43					
		Water side	Min.~Max.	°C	5 ~ 22					
	Domestic hot water	Ambient	Max.	°C	-28 ~ 35					
		Water side	Min.~Max.	°C	10 ~ 63					
Sound power level	Nom.			dBA	44					
Sound pressure level	Nom.			dBA	30					

Outdoor Unit			EPRA	14DV3/W1	16DV3/W1	18DV3/W1
Dimensions	Unit	HeightxWidthxDepth	mm	1,003x1,270x533		
Weight	Unit		kg	146/151		
Compressor	Quantity			1		
	Type			Hermetically sealed scroll compressor		
Operation range	Heating	Min.~Max.	°CDB	-28 ~ 25		
	Cooling	Min.~Max.	°CDB	10 ~ 43		
	Domestic hot water	Min.~Max.	°CDB	-28 ~ 35		
Refrigerant	Type			R-32		
	GWP			675.0		
	Charge		kg	4.20		
	Charge		TCO$_2$Eq	2.84		
	Control			Expansion valve		
LW(A) Sound power level (according to EN14825)				54		
Sound pressure level (at 1 meter)	Nom.			43.0		48.0
Power supply	Name/Phase/Frequency/Voltage		Hz/V	V3/1~/50/230 / W1/3~/50/400		
Current	Recommended fuses		A	32/16		

This product contains fluorinated greenhouse gases.

Combination table and options

Type	Description	Material name	Floor standing integrated ECH_2O	
			3 H MT	3 H HT
			ETSH(B)12P30E	ETSH(B)16P30D
			ETSH(B)12P50E	ETSH(B)16P50D
			ETSX(B)12P30E	ETSX(B)16P30D
			ETSX(B)12P50E	ETSX(B)16P50D
Outdoor unit		EPRA08EV3/W1	●	
		EPRA10EV3/W1	●	
		EPRA12EV3/W1	●	
		EPRA14DV3/W1		●
		EPRA16DV3/W1		●
		EPRA18DV3/W1		●
Controller	Madoka wired room thermostat	BRC1HHDK/S/W	●	
	Wireless room thermostats	EKRTR	●	●
	Wired digital thermostat	EKRTWA	●	●
	WLAN module	BRP069A71	●	
	WLAN cartridge	BRP069A78	● (1)	
	Wired digital thermostat	EKWCTRDI1V3	●	●
	Wired analog thermostat	EKWCTRAN1V3	●	●
	Valve actuator	EKWCVATR1V3	●	●
	Wired underfloor heating base station	EKWUFHTA1V3	●	●
	Universal centralized controller	EKCC8-W, DCOM-LT/IO, LT/MB	●	
Domestic hot water	Stainless steel tank	EKHWS(U)150D3V3		
		EKHWS(U)180D3V3		
		EKHWS(U)200D3V3		
		EKHWS(U)250D3V3		
		EKHWS(U)300D3V3		
	Polypropylene tank	EKHWP300B		
		EKHWP500B		
		EKHWP300PB		
		EKHWP500PB		
	Third party tank kit	EKHY3PART		
Sensors	External sensor for EKRTR room thermostat	EKRTETS	●	
	High voltage smart grid relay kit	EKRELSG	●	
	Remote indoor temperature sensor	KRCS01-1	● (6)	
	Remote outdoor temperature sensor	EKRSCA1	● (6)	
Bizone kits	Generic Bizone kit (PCB only)	EKMIKPOA	●	
	Generic Bizone kit	EKMIKPHA	●	
Other options	Digital I/O PCB	EKRP1HBA		
	Demand PCB	EKRP1AHT	●	
	PC USB cable	EKPCCAB4	●	●
	Booster heater kit	EKBH3SD		
	Freeze protection valve	AFVALVE1	●	●
	Fernox magnetic filter without additives	K.FERNOXTF1	●	
	Fernox magnetic filter with additive	K.FERNOXTF1FL	●	
	Hydraulic diverter DN 25	156025	●	●
	Hydraulic diverter DN 125	172900	●	●
	Thermal insulation for 172900 diverter	172901	●	●
ECH_2O options	Inline BUH connection kit (RoCon based)	EKBUHSWB		●
	Inline BUH - connection kit	EKECBUCO1AF	●	
	Inline BUH - 3kW, for *3V (1N~, 230 V, 3 kW)	EKECBUAF3V	● (8)	
	Inline BUH - 6kW, for *6V (1N~, 230 V, 6 kW)	EKECBUAF6V	● (8)	
	Inline BUH - 9kW, for *9WN (3N~, 400 V, 9 kW)	EKECBUAF9W	● (8)	
	Backup heater 1kW	EKBUB1C		●
	Backup heater 3kW	EKBUB3C + EKBUHSWB		●
	Backup heater 9kW	EKBU9C + EKBUHSWB		●
	Wired digital RoCon U1 Room thermostat	EHS157034		●
	Mixer module	EHS157067		●
	Optional outdoor sensor	EKRSC1		●
	RoCon G1 Gateway	EHS157056		●
	Pump group with mixer module	156075		●
	Pump group without mixer module	156077		●
	Fittings kit for mixer group MK1/MK2	156053		●
	Caleffi sludge and magnetite separator SAS1	156021	●	●
	Caleffi sludge and magnetite separator SAS2	156023		●
	Biv Connector Kit	141589		●
	Biv Connector Kit	EKECBIVCO1AF	● (9)	
	DB connector Kit	141590		●
	DB connector Kit	EKECDBCO1AF	● (10)	
	Terminal connection kit	141592		●
	Connector external heater	141591		●

(1) Included in accessory bag.
(2) Dedicated connection kit: EKEPRHLT3HX.
(3) Dedicated connection kit: ETBH: EKEPRHLT5H / ETBX: EKEPRHLT5X.
(4) EKHY3PART can be used if you have a tank in which you can insert the thermistor.
(5) EKHY3PART2 needs to be used if you have a tank in which you can't insert a thermistor.
(6) Only one sensor can be connected: indoor or outdoor.
(7) Additional relays to allow bivalent control in combination with external room thermostat are field supply.
(8) Only 1 Backup heater can be connected on one unit: 3 or 6* or 9 kW (*No 6T1-model applicable). EKECBUCO1AF is needed to connect the backup heater to the main unit.
(9) Only bivalent models.
(10) Only needed for 300 models. 500 models do not need DB connector kit to install DB solar system.

Floor standing integrated stainless steel tank						Wall mounted			
H/O		Reversible		Bizone		H/O		Reversible	
3 H MT	3 H HT	3 H MT	3 H HT	3 H MT	3 H HT	3 H MT	3 H HT	3 H MT	3 H HT
ETVH12S18E6V	ETVH16S18E6V	ETVX12S18E6V	ETVX16S18E6V	ETVZ12S18E6V	ETVZ16S18E6V				
ETVH12S18E9W	ETVH16S18E9W	ETVX12S18E9W	ETVX16S18E9W	ETVZ12S18E9W	ETVZ16S18E9W				
ETVH12S23E6V	ETVH16S23E6V	ETVX12S23E6V	ETVX16S23E6V	ETVZ12S23E6V	ETVZ16S23E6V	ETBH12E6V	ETBH16E6V	ETBX12E6V	ETBX16E6V
ETVH12S23E9V	ETVH16S23E9W	ETVX12S23E9W	ETVX16S23E9W	ETVZ12S23E9W	ETVZ16S23E9W	ETBH12E9W	ETBH16E9W	ETBX12E9W	ETBX16E9W
●		●		●		●		●	
●		●		●		●		●	
●		●		●		●		●	
	●		●		●		●		●
	●		●		●		●		●
	●		●		●		●		●
●	●	●	●	●	●	●	●	●	●
●	●	●	●	●	●	●	●	●	●
●	●	●	●	●	●	●	●	●	●
●	●	●	●	●	●	●	●	●	●
● (1)	● (1)	● (1)	● (1)	● (1)	● (1)	● (1)	● (1)	● (1)	● (1)
●	●	●	●	●	●	●	●	●	●
●	●	●	●	●	●	●	●	●	●
●	●	●	●	●	●	●	●	●	●
●	●	●	●	●	●	●	●	●	●
●	●	●	●	●	●	●	●	●	●
						●	●	●	●
						●	●	●	●
						●	●	●	●
						●	●	●	●
						●	●	●	●
						● (2)	● (2)	● (2)	● (2)
						● (3)	● (3)	● (3)	● (3)
						● (2)	● (2)	● (2)	● (2)
						● (3)	● (3)	● (3)	● (3)
						● (4)	● (4)	● (4)	● (4)
●	●	●	●	●	●	●	●	●	●
●	●	●	●	●	●	●	●	●	●
● (6)	● (6)	● (6)	● (6)	● (6)	● (6)	● (6)	● (6)	● (6)	● (6)
● (6)	● (6)	● (6)	● (6)	● (6)	● (6)	● (6)	● (6)	● (6)	● (6)
●	●	●	●			●	●	●	●
●	●	●	●			●	●	●	●
● (7)	● (7)	● (7)	● (7)	● (7)	● (7)	● (7)	● (7)	● (7)	● (7)
●	●	●	●	●	●	●	●	●	●
●	●	●	●	●	●	●	●	●	●
							●		●
●	●	●	●	●	●	●	●	●	●
●	●	●	●	●	●	●	●	●	●
●	●	●	●	●	●	●	●	●	●
●	●	●	●	●	●	●	●	●	●
●	●	●	●	●	●	●	●	●	●
●	●	●	●	●	●	●	●	●	●

R-410A

Daikin Altherma R HT

Why choose a Daikin Altherma high temperature split?

The Daikin Altherma high temperature split is the perfect heating solution to upgrade an old heating and hot water system to achieve more cost savings and energy efficiency, without replacing the existing piping and radiators.

Comfort

Best for renovation projects

Air-to-water high temperature heat pumps are ideal for renovations and replacing old boilers. Daikin Altherma high temperature split's compact design requires minimal installation space and integrates seamlessly with your existing piping and radiators. Minimal installation ensures you can enjoy the energy efficiency of a heat pump without having to replace your entire system.

- Easy replacement: reuse existing piping/radiators
- Reduced installation time
- Limited installation space needed as the indoor unit and domestic hot water tank can be stacked together
- No need to change existing radiators and piping as water temperatures can be increased up to 80 °C for heating and domestic hot water use

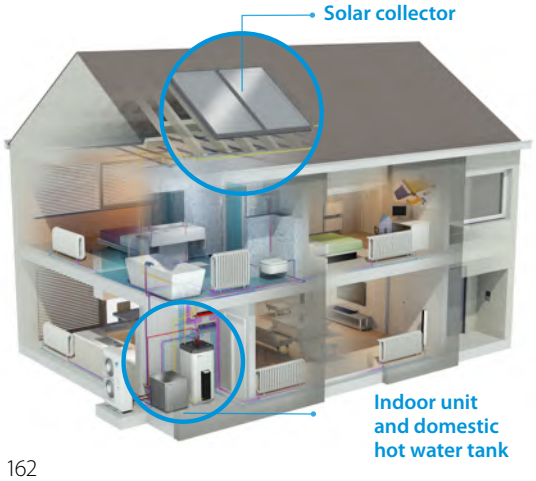

Whether your customer wants only domestic hot water or the advantage of solar energy, Daikin offers a wide range of options, including:

Stainless steel domestic hot water tank

The domestic hot water tank can be stacked on top of the indoor unit to save space, or installed next to each other if space is available.

- Available in 200 or 250 litres
- Efficient temperature heating: from 10 °C – 50 °C in only 60 minutes*

*Test completed with a 16 kW outdoor unit at ambient temperature of 7 °C for a 200 litre tank.

ECH$_2$O thermal store: hot water savings with solar energy

Combine the Daikin Altherma heat pump with a thermal store to reduce energy costs by taking advantage of the sun's renewable energy.
Built for small and large homes, customers can choose from a pressureless or pressurised hot water system.

Energy efficiency

Powered by renewable energy

Powered by **65% renewable energy** extracted from the air and 35% electricity, our Daikin Altherma high temperature heat pump provides heating and hot water with A+ energy efficiency.

Reliability

The Daikin Altherma high temperature split optimises its technology to deliver reliable year-round comfort, even in the most extreme climates.

- 11-15 kW capacities
- Low running costs and optimum comfort at even the coldest outdoor temperatures, thanks to the unique cascade compressor approach
- Works with existing high temperature radiators up to 80 °C without an additional backup heater

Cascade technology

High performance heating in 3 steps to achieve 80 °C water temperature without using an additional backup heater

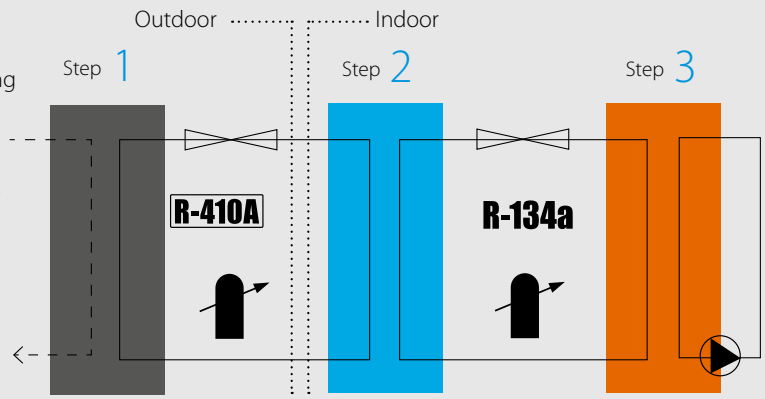

1 **The outdoor unit** extracts heat from the ambient outdoor air. This heat is transferred to the indoor unit via R-410A refrigerant

2 The **indoor unit** increases the temperature with R-134a refrigerant

3 The **refrigerant circuit** transfers the heat to the water in the system

Daikin Altherma R HT

Floor standing **heating only** air to water heat pump combinable **with existing radiators**

- Energy efficient heating only system based on air to water heat pump technology
- Single phase floor standing indoor unit up to 16kW
- Three phase floor standing indoor unit up to 16kW
- High temperature application: up to 80 °C without electric heater
- Easy replacement of existing boiler, without changing heating pipes
- Combinable with high temperature radiators
- Low energy bills and low CO_2 emissions
- Inverter controlled scroll compressor

011-1W0256 → 258

More details and final information can be found by scanning or clicking the QR codes.

A+ 80 °C R-410A

EKHBRD-ADV17 EKHBRD-ADY17 ERRQ-AV1 ERRQ-AY1 ERSQ-AV1 ERSQ-AY1

Efficiency data			EKHBRD + ERRQ/ERSQ	011ADV17 + ERRQ011AV1	011ADV17 + ERSQ011AV1	014ADV17 + ERRQ014AV1	014ADV17 + ERSQ014AV1	016ADV17 + ER(R/S) Q016AV1	011ADY17 + ERRQ011AY1	011ADY17 + ERSQ011AY1	014ADY17 + ERRQ014AY1	014ADY17 + ERSQ014AY1	016ADY17 + ER(R/S) Q016AY1
Heating capacity	Nom.		kW	11.3 (1) / 11.0 (2) / 11.2 (3)		14.5 (1) / 14.0 (2) / 14.4 (3)		16.0 (1) / 16.0 (2) / 16.0 (3)	11.3 (1) / 11.0 (2) / 11.2 (3)		14.5 (1) / 14.0 (2) / 14.4 (3)		16.0 (1) / 16.0 (2) / 16.0 (3)
Power input	Heating	Nom.	kW	3.80 (1) / 4.40 (2) / 2.67 (3)	3.87 (1) / 4.40 (2) / 2.67 (3)	5.02 (1) / 5.65 (2) / 3.87 (3)	5.09 (1) / 5.65 (2) / 3.87 (3)	5.86 (1) / 6.65 (2) / 4.31 (3)	3.80 (1) / 4.40 (2) / 2.67 (3)	3.87 (1) / 4.40 (2) / 2.67 (3)	5.02 (1) / 5.65 (2) / 3.87 (3)	5.09 (1) / 5.65 (2) / 3.87 (3)	5.86 (1) / 6.65 (2) / 4.31 (3)
COP				2.97 (1) / 2.50 (2) / 4.20 (3)	2.92 (1) / 2.50 (2) / 4.20 (3)	2.89 (1) / 2.48 (2) / 3.72 (3)	2.85 (1) / 2.48 (2) / 3.72 (3)	2.73 (1) / 2.41 (2) / 3.72 (3)	2.97 (1) / 2.50 (2) / 4.20 (3)	2.92 (1) / 2.50 (2) / 4.20 (3)	2.89 (1) / 2.48 (2) / 3.72 (3)	2.85 (1) / 2.48 (2) / 3.72 (3)	2.73 (1) / 2.41 (2) / 3.72 (3)
Space heating	Average climate water outlet 55 °C	General	SCOP	2.96		2.98		3.01	2.96		2.98		3.01
			ηs (Seasonal space heating efficiency) %	115		116		117	115		116		117
			Seasonal space heating eff. class	A+									
	Average climate water outlet 35 °C	General	SCOP	2.70		2.81		2.88	2.70		2.81		2.88
			ηs (Seasonal space heating efficiency) %	105		110		112	105		110		112
			Seasonal space heating eff. class	C		B			C		B		

Indoor Unit			EKHBRD	011ADV17	014ADV17	016ADV17	011ADY17	014ADY17	016ADY17
Casing	Colour			Metallic grey					
	Material			Precoated sheet metal					
Dimensions	Unit	Height x Width x Depth	mm	705 x 600 x 695					
Weight	Unit		kg	144			147		
Operation range	Heating	Ambient Min.~Max.	°C	-20.0 / 0.00 ~20					
		Water side Min.~Max.	°C	25~80.0					
	Domestic hot water	Ambient Min.~Max.	°CDB	-20.0 ~35.0					
		Water side Min.~Max.	°C	25~80					
Refrigerant	Type			R-134a					
	Charge		kg	2.60					
	Charge		TCO_2Eq	3.718					
Sound pressure level	Nom.		dBA	43.0(4)/46.0(5)	45.0(4)/46.0 (5)	46.0(4)/46.0(5)	43.0(4)/46.0(5)	45.0(4)/46.0(5)	46.0(4)/46.0(5)
	Night quiet mode	Level 1	dBA	40.0(4)	43.0(4)	45.0(4)	40.0(4)	43.0(4)	45.0(4)

Outdoor Unit				ERRQ-011AV1	ERSQ-011AV1	ERRQ-014AV1	ERSQ-014AV1	ERRQ/ERSQ 016AV1	ERRQ-011AY1	ERSQ-011AY1	ERRQ-014AY1	ERSQ-014AY1	ERRQ/ERSQ 016AY1
Dimensions	Unit	Height x Width x Depth	mm	1,345 x 900 x 320									
Weight	Unit		kg	120									
Compressor	Quantity			1									
	Type			Hermetically sealed scroll compressor									
Operation range	Heating	Min.~Max.	°CWB	-20~20									
	Domestic hot water	Min.~Max.	°CDB	-20~35									
Refrigerant	Type			R-410A									
	GWP			2,087.5									
	Charge		kg	4.5									
	Charge		TCO_2Eq	9.4									
	Control			Expansion valve (electronic type)									
Sound power level	Heating	Nom.	dBA	68		69		71	68		69		71
Sound pressure level	Heating	Nom.	dBA	52		53		55	52		53		55
Power supply	Name/Phase/Frequency/Voltage		Hz/V	V1/1~/50/220-440					Y1/3~/50/380-415				
Current	Recommended fuses		A	25					16				

(1)EW 55 °C; LW 65 °C; Dt 10 °C; ambient conditions: 7 °CDB/6 °CWB | (2)EW 70 °C; LW 80 °C; Dt 10 °C; ambient conditions: 7 °CDB/6 °CWB | (3)EW 30 °C; LW 35 °C; Dt 5 °C; ambient conditions: 7 °CDB/6 °CWB | (4)EW 55°C; LW 65°C; Dt 10°C; ambient conditions 7°CDB/6°CWB | (5)EW 70°C; LW 80°C; Dt 10°C; ambient conditions 7°CDB/6°CWB |
Contains fluorinated greenhouse gases.

Options

		Type	Material name
Controllers		Remote user interface	EKRUAHTB
		Room thermostat (wired)	EKRTWA
		Room thermostat (wireless)	EKRTR1
		Centralised controller kit	EKCC-W
		DCOM gateway	DCOM-LT/IO
		DCOM gateway	DCOM-LT/MB
Adapter	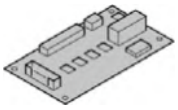	Demand PCB	EKRP1AHTA
	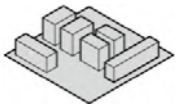	Digital I/O PCB	EKRP1HBAA
Back-up heater		Back-up heater for HT 1~	EKBUHAA6V3
		Back-up heater for HT 3~	EKBUHAA6W1
		Bottom plate heater	EKBPHTH16A
Installation		UK tank kit	EKUHWHTA
		Stand alone kit	EKFMAHTB
Sensor		External sensor	EKRTETS
Valve		Refrigerant stop valves	EKRSVHTA
Others		Compatibility kit 1	EKMKHT1A
		Compatibility kit 2	EKMKHT2A

Daikin Altherma M HW 2nd GEN

New generation of domestic water heat pumps

Flexibility first

Daikin Altherma M HW is the brand new range of heat pump water heaters with storage tank to generate domestic hot water, suitable for small residential applications.

It's a smart heating solution for domestic water that employs electricity, air and if needed solar thermal and photovoltaic energy without resorting to traditional fuels. Efficiency, an eco-friendly approach, flexibility and a new look are Daikin Altherma M HW's distinctive features, for which it stands out compared to a traditional electrical water heater.

			Capacity (L)	Heat Output (W)	Power input (W)	Solar Thermal Integration	GAS type	ERP class	Load profile	No. of people
EKHHE-CV3	**Floor-standing** Operation (-7/43°C)	**200**	192	1,820	430	NO	R-134a	A+	L	
		260	250	1,820	430	NO	R-134a	A+	XL	
EKHHE-PCV3	**Floor-standing** Operation (-7/43°C)	**200**	192	1,820	430	YES	R-134a	A+	L	
		260	250	1,820	430	YES	R-134a	A+	XL	
EKHLE-CV3	**Floor-standing** Operation (4/43°C)	**200**	187	1,600	370	NO	R-134a	A+	L	
		260	247	1,600	370	NO	R-134a	A+	XL	

Features

Daikin Altherma M HW is an air-water heat pump for the production of domestic hot water, storage in a enamelled steel tank, with condenser having an external jacket to guarantee top safety and hygiene.

› Maximum temperature of 62°C from renewable energy with heat pump alone or through a Heating Element (up to 75°C)
› Programmable digital interface with TOUCH keys
› Integration through Solar Thermal energy (LT-S model) or through a Heating Element (up to 75°C) on all models
› Integration with Photovoltaic Solar system

			Optimisation from Photovoltaic	Integrated Solar Thermal Control	Legionella Control Sanitisation	Time slot-based operation	OFF PEAK feature	Defrosting on	Holiday Mode
EKHHE-CV3	Floor-standing	200	•	–	•	•	•	•	•
		260	•	–	•	•	•	•	•
EKHHE-PCV3	Floor-standing	200	•	•	•	•	•	•	•
		260	•	•	•	•	•	•	•
EKHLE-CV3	Floor-standing	200	•	–	•	•	•	–	•
		260	•	–	•	•	•	–	•

The incentives...

when saving is a must

Daikin Altherma M HW makes the most of all the features and technology of air-water heat pumps to produce domestic hot water. Only 25% of the system's energy demand comes from electricity.

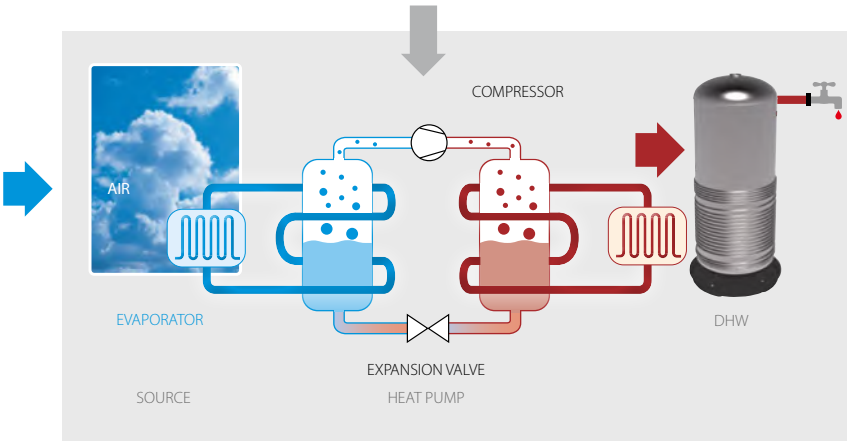

Installation

Where would you like me to put it?

Daikin Altherma M HW can be installed in any room, including non-heated ones like garages and laundry rooms, and does not require any special work, except for the holes for the air intake and exhaust pipes.

Some installation methods

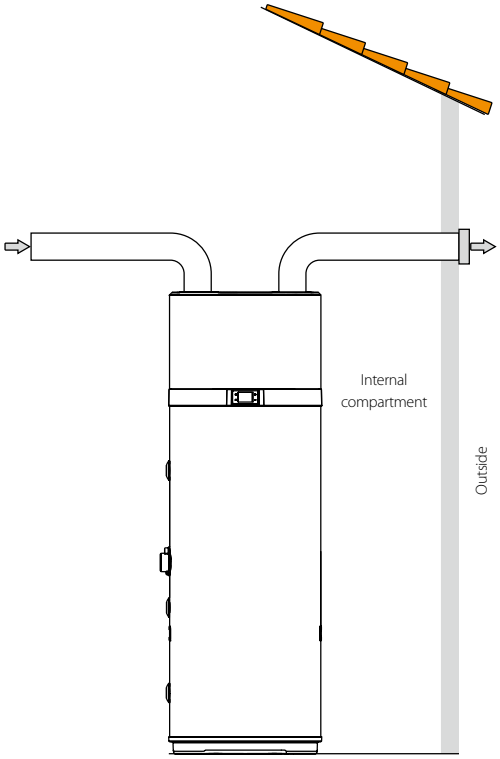

Fig. 1 - Example of air discharge connection

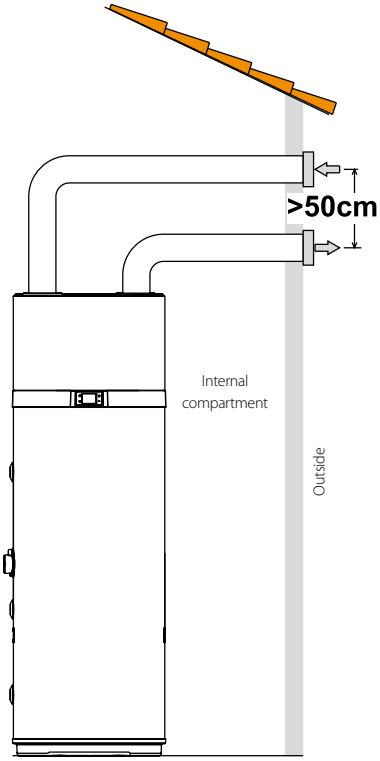

Fig. 2 - Example of air discharge connection

The heat pump requires suitable air ventilation. A suggested method for a designated air duct is provided in Fig. 1. Plus, it is essential to guarantee suitable ventilation in the room where the appliance is installed. An alternative solution is provided in the picture below (Fig. 2): it involves additional ducting that draws air from outdoors, rather than directly from indoors.

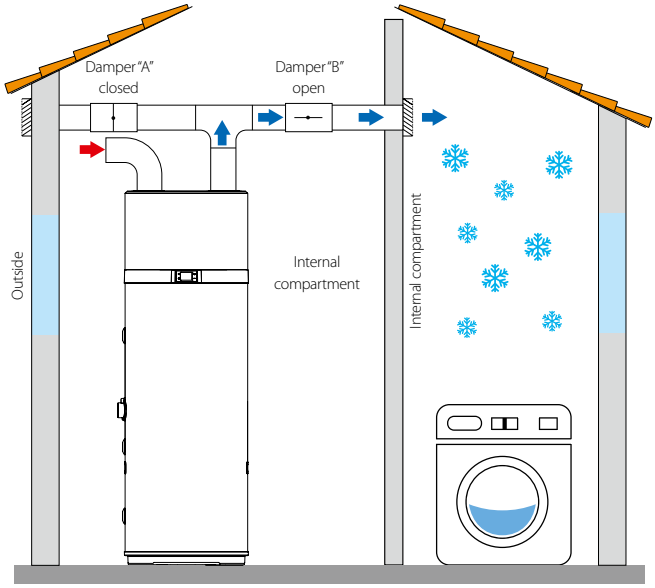

Fig. 3 - Example of installation in summer

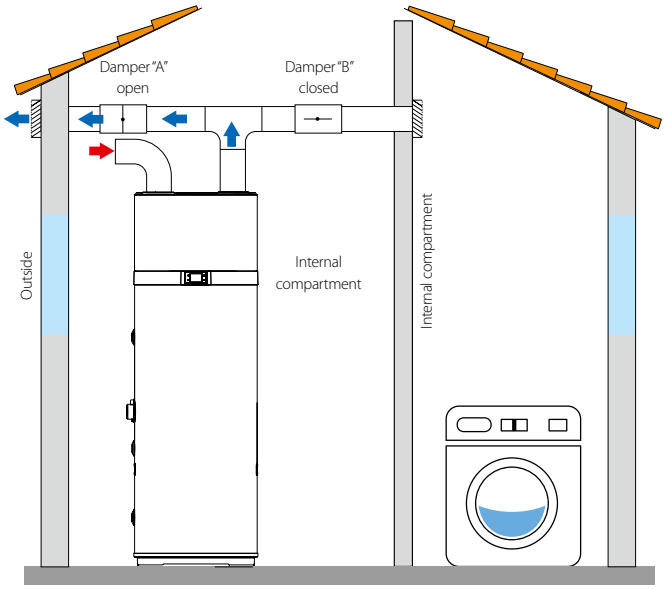

Fig. 4 - Example of installation in winter

One of the unique features of heat-pump heating systems is the fact that these units considerably reduce the temperature of the air, which is usually ejected outdoors. As well as being colder than the air in the room, the ejected air is also completely dehumidified, which is why the airflow can be conveyed back into the home to cool specific areas or rooms in summer.
Installation involves doubling the exhaust pipe, on which two dampers ("A" and "B") are applied to convey the airflow either outside (fig. 3) or inside the house (fig. 4).

Daikin Altherma M HW in a nutshell

Optimisation from Photovoltaic
When the icon on the display is on, the energy produced by the photovoltaic system is used to heat the water inside the tank.

Time slot-based operation
It lets you set the time and select the time slots to turn the heat pump on and/or off.

Anti-legionella sanitising
If this is turned on every two weeks, a heating/sanitising cycle of the water inside the tank is carried out at the set time by the heating element.

OFF-PEAK feature
When this icon on the display is on, the OFF-PEAK mode has been activated. When the electrical contact closes, the appliance operates during the time slot with the lower tariff.

Integrated Thermal Solar Control
When this icon on the display is on, the energy produced by the solar system is used to heat the water inside the tank (LT-S models).

Key lock on
The key lock is activated in any status, 60 seconds after any of the four keys on the user interface is pressed. This is to avoid potential interaction with the water heater, for example by children.

Defrosting on
Mode during which the Unit detects a defrosting temperature ≤1°C and activates all the procedures to turn on the compressor, fan and pump in order to restore optimal operating conditions.

Holiday Mode
This mode is helpful when you need to go away for a limited period of time, after which you want to find the appliance operating in automatic mode.

Alarm
Signals a fault of the unit or the "active protection" status, during which the Unit stops as a protective measure after detecting a serious failure.

HP

Operation with Heat Pump
With this mode, only the heat pump is used within the operating limits of the product to guarantee the highest possible energy savings.

Operation with heating element
With this mode, only the heating element is used within the operating limits of the product and is useful when the incoming air is cold.

Antifreeze protection
This protection prevents the water temperature inside the tank from reaching values close to zero. With the appliance in stand-by, when the water temperature inside the tank is below or equal to 5°C (setting available on the installer menu), this triggers the antifreeze protection, which turns on the heating element until the temperature reaches 12°C (setting available on the installer menu).

ON/OFF key
Used to turn the Unit on/off, set it to stand-by, activate the key lock and save edited settings.

SET

SET key
Used to select the various features/ operating modes, select the settings and confirm the edits.

The electronics,

it couldn't be easier!

Daikin Altherma M HW's user interface has a very simple and intuitive display

› White backlit LEDs to control temperature and features
› **Red** backlit LEDs for alarm warnings
› The 4 side TOUCH keys turn Daikin Altherma M HW on/off (⏻); keys to browse through the MENU (**SET**) and increase (**+**) or decrease (**-**) settings

Operating modes

To meet the widest range of needs, Daikin Altherma M HW has 5 different operating modes:

Eco mode	HP	**Reneable energy only** Daikin Altherma M HW only works in heat pump mode. The additional heater turns on as a support only if the outdoor temperature is outside the operating range (setpoint 62°C).
Auto mode	HP +	**Renewable energy as the preferred option** Daikin Altherma M HW works in heat pump mode by default. The additional heater turns on as a support only if the tank temperature increase is too slow (>4°C/30 min.) Or the outdoor temperature is outside the operating range (setpoint 62°C).
Boost mode	HP + (Flashing)	**Combined use of renewable and electrical energy** Daikin Altherma M HW simultaneously operates as a heat pump and with the additional heater. Setpoint can be up to 75°C.
Electric mode		**Electrical energy only** Daikin Altherma M HW only works with the additional heater. Set point can be up to 75°C.
Fan mode	FAn	**Air recirculation only** Daikin Altherma M HW only works in ventilation mode. The heat pump and additional heater are off.

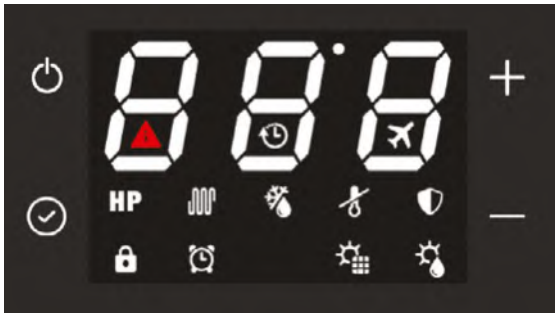

- Alarm
- HP Heat pump
- Heating element on
- Defrost
- Antifreezing
- Legionella control
- Key lock
- Time slots
- Photovoltaic
- Thermal solar / hot water
- Holiday
- Off-peak

Daikin Altherma M HW Second Generation

- Available in wall mounted (200-260 L)
- Compact modern design
- Anti-legionella cycle
- Scheduled operation
- Integrated solar thermal control (EKHHE-PCV3)
- Suitable for warm climate (EKHLE-CV3)

EKHHE200CV3

A+

More details and final information can be found by scanning or clicking the QR codes.

EKHHE-CV3 EKHLE-CV3 EKHHE-PCV3

Indoor unit				EK	HHE200CV3	HHE260CV3	HHE200PCV3	HHE260PCV3	HLE200CV3	HLE260CV3
Heat up time	Max.			hh:mm	08:17 / 06:01	10:14 / 07:39	08:17 / 06:01	10:14 / 07:39	07:16 / 09:01	09:44 / 11:38
COP					3.23 / 3.49	3.38 / 3.59	3.23 / 3.49	3.38 / 3.59	2.8 / 2.5	3.1 / 2.6
Domestic hot water	Output	Nom		kW	1.82				1.60	
Equivalent hot water	Max			l	192	250	187	247	192	250
Dimensions	Unit	Height		mm	1,607	1,892	1,607	1,892	1,607	1,892
		Diameter		mm	Top: 621, Bottom: 628					
Weight	Unit	Empty		kg	85	97	96	106	86	98
Installation place					Indoor					
IP class					IP24					
Refrigerant	Type				R-134a					
	GWP				1,430					
	Charge			TCO_2Eq	1.43					
	Charge			kg	1					
Heat pump	Casing	Colour			White					
	Defrost method				Hot-gas				-	-
	Automatic defrost start			°C	-2				-	-
	System pressure	Max.		bar	7					
	Operation range	Ambient	Min.	°CDB	-7				4	
			Max.	°CDB	43					
	Power supply	Phase			1					
		Frequency		Hz	50					
		Voltage		V	230					
		Maximum running current		A	2.43				2.3	
Tank	Integrated heating element power	Nom.		kW	1.5					
	Casing	Material			Enamel steel tank					
	Installation	Solar thermal connection possible			-	-	Yes	Yes	-	-
	Standing heat loss			W	63	71	63	71	60	70
	Power supply	Phase			1					
		Frequency		Hz	50					
		Voltage		V	230					
Domestic hot water heating	General	Declared load profile			L	XL	L	XL	L	XL
		Water heating energy efficiency class			A+					
		Thermostat temperature setting		°C	55					
	Average climate	AEC (Annual electricity consumption)		kWh	758	1,203	758	1,203	883	1,315
		ηwh (water heating efficiency)		%	135	139	135	139	116	127
	Cold climate	AEC (Annual electricity consumption)		kWh	979	1,672	979	1,672	883	1,315
	Warm climate	AEC (Annual electricity consumption)		kWh	698	1,132	698	1,132	883	1,315
Sound power level	Domestic hot water heating			dBA	50				52	

Daikin Altherma M HW

Why choose a monobloc domestic hot water heat pump?

The high performance monobloc domestic hot water heat pump is a recent addition to the Daikin water heater range. Enhanced hot water comfort with quiet operation, easy handling, flexibility of installation and different integration possibilities. Perfect for renovation and new build.

High performance

- Delivering high comfort hot water of temperatures up to 55 °C with the heat pump only
- Among the most quiet with 53 dBA sound power and 36 dBA at 2 meters
- High tapping rate L, XL for guaranteeing maximum domestic hot water flow
- A+ seasonal energy efficiency

Easy to install and control

- All components are built-in and ready to work
- Compact sizes and low weight, which make it easily manoeuvrable through small doors and spaces
- Easy connection, from top of the unit, maximizes placing possibilities
- 3 easy operating modes, Eco – Auto – Boost, for your personal preferences

Renewable power

- Produces domestic hot water by extracting energy from the outside air
- For the 260 liter an extra coil possibility exists for solar water heating
- The monobloc can be standard connected to a PV installation severely minimizing running costs

Year-round reliability

- Total thermal power up to 3.4 kW ensures optimal hot water comfort
- Wide operation range: down to -7 °C outside temperature with the heat pump unit, and below -7 °C with electrical heating element support
- Guaranteed optimal comfort by heat pump up to 38 °C outside temperature

Height

200 l	1,714 mm
260 l	2,004 mm

53 dB(A)
Sound power level

Daikin Altherma M HW

Enhanced **hot water** comfort

- Quiet operation: with 36 dBA at 2 m, one of the most silent products in its kind
- Easy handling: thanks to its compact size, it can easily pass through the doorway
- Enhanced comfort: the 3 operating modes will give an answer to all your needs
- Solar connectivity: empower your house with renewable energy
- Wide operation range: down to -7 °C outside temperature with the heat pump, below -7 °C electrical heating element support

EKHH2E-AV3

A+ 56 °C* 70 °C**

* max ECO cycle
** max Automatic cycle

011-1W0215 → 217

More details and final information can be found by scanning or clicking the QR codes.

EKHH2E-AV3 EKHH2E-PAV3

Indoor unit					EKHH2E	2E200AV3(3)	2E260AV3(3)	2E260PAV3(3)
Heat up time	Max.				hh:mm	08:17:00 (3) / 06:30:44 (4)	10:14:00 (3) / 07:56:46 (4)	10:14:00 (3) / 07:46:46 (4)
COP						2.94 (1) / 3.30 (2)	3.10 (1) / 3.60 (2)	
Domestic hot water	Output	Nom			kW	1.8		
Equivalent hot water	Max				L	275	342	
Dimensions	Unit	Height			mm	1,714	2,004	
		Diameter			mm	650		
Weight	Unit	Empty			kg	83	95	112
		Full			kg	282	349	358
	Packed unit				kg	100	120	140
Installation place						Indoor		
IP class						IP-X4		
Compressor	Type					Rotary non-inverter		
Refrigerant	Type					R-134a		
	GWP					1,430.0		
	Charge				TCO_2Eq	1.287		
	Charge				kg	0.900		
Heat pump	Casing	Colour				White body / Black top		
		Material				Cover: EPP top finishing		
	Defrost method					Active with hot gas valve		
	Automatic defrost start				°C	-2		
	System pressure	Max.			bar	7		
	Operation range	Ambient	Min.		°CDB	-7		
			Max.		°CDB	38		
Tank	Integrated heating element power	Nom.			kW	1.5		
	Casing	Colour				White		
		Material				Embossed ABS		
	Dimensions	Unit	Height		mm	1,210	1,500	
	Operation range	Water side	Min.		°C	10		
			Max.		°C	56		
	Installation	Solar thermal connection possible				-		1
	Standing heat loss				W	60	70	71
Domestic hot water heating	General	Declared load profile				L	XL	
		Water heating energy efficiency class				A+		
		Thermostat temperature setting			°C	55		
	Average climate	AEC (Annual electricity consumption)			kWh	835	1,323	
		η wh (water heating efficiency)			%	123	127	117
	Cold climate	AEC (Annual electricity consumption)			kWh	1,091	1,826	
		η wh (water heating efficiency)			%	94	92	
	Warm climate	AEC (Annual electricity consumption)			kWh	756	1,296	
		η wh (water heating efficiency)			%	135	129	
Sound power level	Domestic hot water heating	Indoor unit			dBA	53		
Heat pump	Power supply	Phase				1P		
		Frequency			Hz	50		
		Voltage			V	230		
		Maximum running current			A	2.4		
Tank	Power supply	Phase				1P		
		Frequency			Hz	50		
		Voltage			V	230		

(1) Temperature of incoming air supply = 7 °C, temperature of boiler storage environment = 20 °C, water heated from 10 °C to 55 °C (according to UNI EN 16147-2011). (2) Temperature of incoming air supply = 15 °C, temperature of boiler storage environment = 20 °C, water heated from 10 °C to 55 °C (according to UNI EN 1614 7-2011). (3) Indoor temperature : 29 °CDB, 19 °CWB; outdoor temperature : 46 °CDB, 24 °CWB.
(4) Indoor temperature : 27 °CDB, 19 °CWB; outdoor temperature : 35 °CDB, 24 °CWB.
This product contains fluorinated greenhouse gases.

R-410A

Daikin Altherma R HW

Why choose a split domestic hot water heat pump?

The split domestic hot water heat pump is the ideal replacement for an electric domestic hot water tank to provide semi-instantaneous hot water.

Comfort

Fresh water principle

› Domestic hot water production on demand means fresh water at all times
› Minimum volume of stored domestic hot water prevents the risk of contamination and sedimentation

Easy installation

› No water tank pressure and limited pressure in the heat exchanger
› Low maintenance: no anode means no scale and lime deposits or corrosion
› Compact and designed with additional controllers for easy installation and maintenance

Reliability

› Electrical backup (2.5 kW) ensures hot water under all circumstances; the 500 L tank can also be equipped with an external hydraulic backup
› The ECH_2O thermal store is engineered to provide you with fresh, healthy and safe hot water
› By just using the heat pump, the temperature of the water can reach up to 55 °C and its production is guaranteed down to -15 °C outside temperature

Energy efficiency

› Heat pump extracts renewable energy from the outside air to produce hot water
› Increase energy saving and efficiency by connecting the unit to solar panels



Daikin Altherma R HW

Hot water in an efficient way

- Domestic hot water is heated almost immediately
- Combine it with solar heating for even better energy efficiency
- Easy installation: no water tank pressure and only limited pressure in the heat exchanger
- Low maintenance: no anode means no scale and lime deposits or corrosion
- Electrical back-up (2.5 kW) ensures hot water under all circumstances. The 500 L tank can also be equipped with an external hydraulic back-up

A+ 55 °C R-410A

More details and final information can be found by scanning or clicking the QR codes.

EKHHP-A2V3 ERWQ-AV3

Efficiency data			EKHHP + ERWQ	300A2V3 + 02AV3	500A2V3 + 02AV3
Domestic hot water heating	General	Declared load profile		L	XL
	Average climate	ηwh (water heating efficiency)	%	119	124
		Water heating energy efficiency class		A+	
COP				4.30 (1)	

Indoor Unit				EKHHP	300A2V3	500A2V3
Casing	Colour				Traffic white (RAL9016) / Dark grey (RAL7011)	
Dimensions	Unit	Height x Width x Depth		mm	1,772 x 595 x 615	1,778 x 790 x 790
Weight	Unit			kg	70	80
Tank	Water volume			L	294	477
	Maximum water temperature			°C	85	
Operation range	Domestic hot water	Ambient	Min.~Max.	°CDB	2~35	
		Water side	Min.~Max.	°C	5~55	
Refrigerant	Type				R-410A	

Outdoor Unit			ERWQ	02AV3	02AV3
Dimensions	Unit	Height x Width x Depth	mm	550 x 765 x 285	
Weight	Unit		kg	35	
Compressor	Quantity			1	
	Type			Hermetically sealed swing compressor	
Operation range	Domestic hot water	Min.~Max.	°CDB	-15~35	
Refrigerant	Type			R-410A	
	GWP			2,087.5	
	Charge		kg	1.05	
	Charge		TCO_2Eq	2.2	
Sound pressure level	Heating	Nom.	dBA	47	
	Cooling	Nom.	dBA	47	
Power supply	Name/Phase/Frequency/Voltage		Hz/V	V3/1~/50/230	

(1) At 7 °C ambient temperature (2) Contains fluorinated greenhouse gases.

R-410A

Daikin Altherma R Flex Type HT HW

Why choose a Daikin Altherma HT Flex Type?

Daikin Altherma HT Flex Type is ideal for large requirements of domestic hot water like apartment buildings or commercial spaces.

Comfort

Domestic hot water

› Equipped with air-to-water heat pump technology
› Best system to meet high demands for hot water
› Using renewable energy from the heat pump, the system can heat the hot water tank up to 75 °C without using an electric heater

Energy efficiency

› High energy efficiency achieves high sustainability and low operation costs
› Inverter compressor continuously adjusts the compressor speed to meet actual demand. Fewer power-consuming starts and stops result in decreased energy consumption (up to 30%) and more stable temperatures

Reliability

Modular system

One or more outdoor units can be connected to several indoor units
(maximum 10 indoor units per outdoor unit)

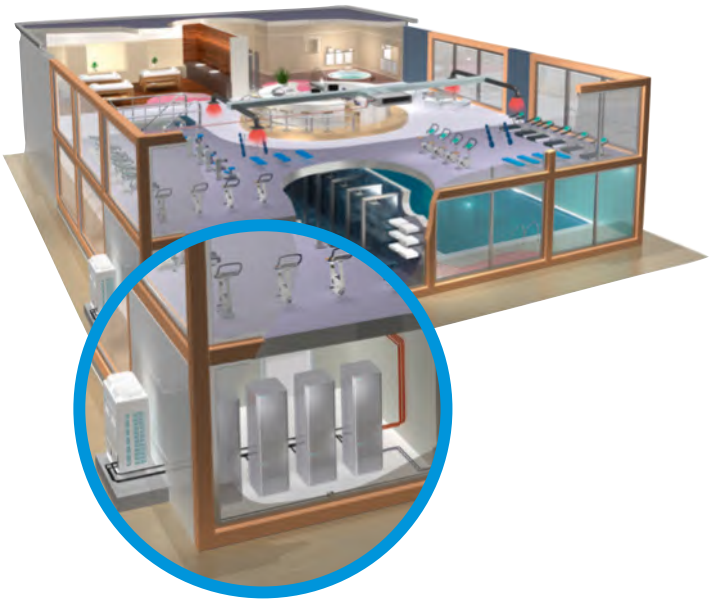

EMRQ-AB + EKHBRD-ADV17/Y17

Daikin Altherma R Flex Type HT HW

› Low energy bills and low CO_2 emissions
› Easy installation and maintenance
› Customised to meet your building's needs: up to 10 indoor units can be connected to 1 outdoor unit

A 80 °C R-410A

More details and final information can be found by scanning or clicking the QR codes.

EMRQ-AB EKHBRD-ADV17 EKHBRD-ADY17

Outdoor Unit				EMRQ	8AB	10AB	12AB	14AB	16AB
Heating capacity	Nom.			kW	22.4 (1)	28 (1)	33.6 (1)	39.2 (1)	44.8 (1)
Seasonal efficiency	Domestic hot water heating	General	Declared load profile		XL				
		Average climate	ηwh (water heating efficiency)	%	93			83.7	93
			Water heating energy efficiency class		A				
Casing	Colour				Daikin White				
	Material				Painted galvanized steel plate				
Dimensions	Unit	Height x Width x Depth		mm	1,680 x 1,300 x 765				
Weight	Unit			kg	331			339	
Operation range	Domestic hot water	Ambient	Min.~Max.	°CDB	-20~35				
Refrigerant	Type				R-410A				
	GWP				2,087.5				
	Charge			kg	10.3	10.6	10.8	11.1	
				TCO_2eq	21.5	22.1	22.5	23.2	
Piping connections	Liquid	OD		mm	9.52		12.7		
	Suction	OD		mm	19.1	22.2	28.6		
	High and low pressure gas	OD		mm	15.9	19.1		22.2	
	Piping length	OU - IU	Max.	m	100				
		System	Equivalent	m	120				
	Total piping length	System	Actual	m	300				
Sound power level	Heating	Nom.		dBA	78		80	83	84
Sound pressure level	Heating	Nom.		dBA	58		60	62	63
Power supply	Phase/Voltage			V	3~/380-415				
Current	Recommended fuses			A	20	25		40	

(1) Condition: Ta=7 °CDB/6 °CWB, 100% connection ratio
(2) Contains fluorinated greenhouse gases

Indoor Unit				EKHBRD	011ADV17	014ADV17	016ADV17	011ADY17	014ADY17	016ADY17
Casing	Colour				Metallic grey					
	Material				Precoated sheet metal					
Dimensions	Unit	Height x Width x Depth		mm	705 x 600 x 695					
Weight	Unit			kg	144			147		
Operation range	Heating	Ambient	Min.~Max.	°C	-20.0 / 0.00 ~20					
		Water side	Min.~Max.	°C	25~80.0					
	Domestic hot water	Ambient	Min.~Max.	°CDB	-20.0 ~35.0					
		Water side	Min.~Max.	°C	25~80					
Refrigerant	Type				R-134a					
	Charge			kg	2.60					
	Charge			TCO_2Eq	3.718					
Sound pressure level	Nom.			dBA	43.0(4)/46.0(5)	45.0(4)/46.0 (5)	46.0(4)/46.0(5)	43.0(4)/46.0(5)	45.0(4)/46.0(5)	46.0(4)/46.0(5)
	Night quiet mode	Level 1		dBA	40.0(4)	43.0(4)	45.0(4)	40.0(4)	43.0(4)	45.0(4)

(4)EW 55°C; LW 65°C; Dt 10°C; ambient conditions 7°CDB/6°CWB | (5)EW 70°C; LW 80°C; Dt 10°C; ambient conditions 7°CDB/6°CWB | This product contains fluorinated greenhouse gases.

Options

	Type	Material name	EMRQ-AB
Drain	Central drain pan kit	KWC25C450	•
Refnet	Refnet header	KHRQ(M)22M29H8	•
	Refnet header	KHRQ(M)22M64H8	•
	Refnet joint	KHRQ(M)22M20T8	•
	Refnet joint	KHRQ(M)22M29T8	•
	Refnet joint	KHRQ(M)22M64T8	•

R-410A

Daikin Altherma R Flex Type

With the expanded Daikin Altherma high capacity range we now offer the ideal solutions for all high demanding systems. Ideal for collective housing, hotels, swimming pools which require high comfort and high reliability.

Why choose a Daikin Altherma R Flex Type?

Strong and reliable

› Equipped with air-to-water heat pump technology to extract the outdoor air for energy
› COP possible up to 3.07/A+ at Ta DB/WB 7/6°C - LWC 45°C
› Reversible, enhanced cooling capacity
› External control possible

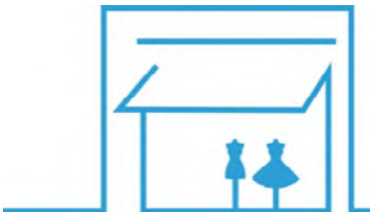

Collective/commercial advantage

› Cascade heating capacity up to 62,7 kW
› Cascade cooling up to 63,3 kW
› VRV technology ensures high efficiencies and reliable working
› Compact model for easy installation and fit for smaller spaces

Daikin Altherma R Flex Type

- Hydronic module for indoor installation eliminating the need for glycol
- Ideal for colder climates as the lack of glycol will allow for high efficiency
- Compact dimensions and limited pipework allow for installation in very restricted spaces
- Easy transportation as separate units will fit in an elevator

up to A++ 50 °C R-410A

More details and final information can be found by scanning or clicking the QR codes.

SEHVX-BAW SERHQ-BAW1

Heating & Cooling					SEHVX20BAW/ SERHQ020BAW1	SEHVX32BAW/ SERHQ032BAW1	SEHVX40BAW/ SERHQ020BAW1+SERHQ020BAW1	SEHVX64BAW/ SERHQ032BAW1+SERHQ032BAW1
Cooling capacity	Nom.			kW	21.2 (1)	31.8 (1)	42.3 (1)	63.3 (1)
Heating capacity	Nom.			kW	20.8 (2)	31.2 (2)	41.7 (2)	62.7 (2)
Power input	Cooling	Nom.		kW	7.47 (1)	12.7 (1)	15.1 (1)	25.5 (1)
	Heating	Nom.		kW	6.76 (2)	10.6 (2)	13.7 (2)	21.4 (2)
EER					2.84	2.5	2.8	2.48
COP					3.07	2.93	3.03	2.93
Space heating	Average climate water outlet 35 °C	General	SCOP		3.93	3.53	3.80	3.53
			ηs (Seasonal space heating efficiency)	%	154	138	149	138
			Seasonal space heating eff. class		A++	A+		

Unit for indoor installation					SEHVX20BAW	SEHVX32BAW	SEHVX40BAW	SEHVX64BAW
Dimensions	Unit	Height		mm	1,573			
		Width		mm	766			
		Depth		mm	396			
Weight	Unit			kg	97.0	105	137	153
	Packed unit			kg	109	117	149	165
Water side Heat exchanger	Type				Brazed plate			
	Water volume			L	3	5	6	9
	Water flow rate	Cooling	Nom.	l/min	60 (3)	90 (3)	120 (3)	181 (3)
		Heating	Nom.	l/min	60 (2)	90 (2)	120 (2)	181 (2)
Sound power level	Nom.			dBA	63		66	
Operation range	Cooling	Ambient	Min.~Max.	°CDB	-5~43			
		Water side	Min.~Max.	°CDB	5 (4)~20			
	Heating	Ambient	Min.~Max.	°CDB	-15~35			
		Water side	Min.~Max.	°CDB	25~50			
Refrigerant	Type / GWP				R-410A / 2,087.5			
	Circuits	Quantity			1		2	
	Control				Electronic expansion valve			
Water circuit	Piping connections diameter			inch	1-1/4" (female)		2" (female)	
	Piping			inch	1-1/4"		1-1/2"	
	Water pressure drop	Cooling	Nom.	kPa	17 (7)	24 (7)	19 (7)	29 (7)
	Total water volume			L	4.2 (8)	5.8 (8)	7.9 (8)	11.0 (8)
Power supply	Phase/Frequency/Voltage			Hz/V	3N~/50/400			

Outdoor Unit					SERHQ020BAW1	SERHQ032BAW1
Dimensions	Unit	Height		mm	1,680	
		Width		mm	765	
		Depth		mm	930	1,240
Weight	Unit			kg	240	316
	Packed unit			kg	273	356
Compressor	Quantity				2	3
	Type				Hermetically sealed scroll compressor	
Fan	Type				Axial	
	Quantity				1	2
	Air flow rate	Cooling	Nom.	m^3/min	185	233
		Heating	Nom.	m^3/min	185	233

(1) Cooling: entering evaporator water temp. 12 °C; leaving evaporator water temp. 7 °C; ambient air temp. 35 °C (2) Condition: Ta DB/WB 7 °C/6 °C - LWC 45 °C (Dt=5 °C) (3) Condition: Ta 35 °C - LWE 7 °C (DT = 5 °C) (4) Water can be used above 5 °C. Between 0 °C and 5 °C a 30% glycol solution (propylene or ethylene) has to be used. Between 0 °C and -10 °C a 40% glycol solution (propylene or ethylene) has to be used (see installation manual and information related to OPZL option) (5) Excluding water volume in the unit. In most applications this minimum water volume will have a satisfying result. In critical processes or in rooms with a high heat load though, extra water volume might be required. Refer to operation range for more info. (6) Excluding the water volume in the unit. This volume will guarantee suficient defrost energy for all applications, however, this volume can be multiplied by 0,66 if the heating sepoint is ≥ 45 ° C (eg. Fan coils) (7) This is PD between inlet & outlet connections of unit. It includes the water side heat exchanger pressure drop. (8) Including piping + PHE; excluding expansion vessel. This product contains fluorinated greenhouse gases.

reddot award 2018 winner

DESIGN AWARD 2018

Daikin Altherma 3 GEO

Top performance even in coldest climate

The Daikin Altherma ground source heat pump uses geothermal energy and Daikin's inverter heat pump technology to deliver heating and hot water in all climates.

Space heating

During winter

Space cooling

Active cooling with high efficiency

Domestic hot water production

Integrated 180 L stainless steel tank

Leaving water temperature up to 65 °C, so the unit can work with underfloor heating, heat pump convectors but also with radiators.

Renovation and new build

Suitable for renovation: thanks to a high water temperature of 65 °C output, the unit fits with classic radiators.

Suitable for new build: the Daikin Altherma 3 GEO is also combinable with fan coils and underfloor piping.

Electricity savings

The continuous inverter operation allows a high modulation range down to 0.85kW, avoiding the unit to use more electricity to stop and start.

BLUEVOLUTION

Bluevolution technology using R-32, environmentally friendly refrigent with a lower GWP, reducing its CO_2 equivalent by 70% compared to its predecessor R-410A.

Daikin Altherma HPC provides heating or cooling for living rooms.

An 80-100 metre borehole in the ground creates a constant inlet temperature.

Care for peace of mind

The Daikin Altherma 3 GEO is designed to perform the best efficiencies in what matter the most: quietness and connectivity.

Extremely quiet operation

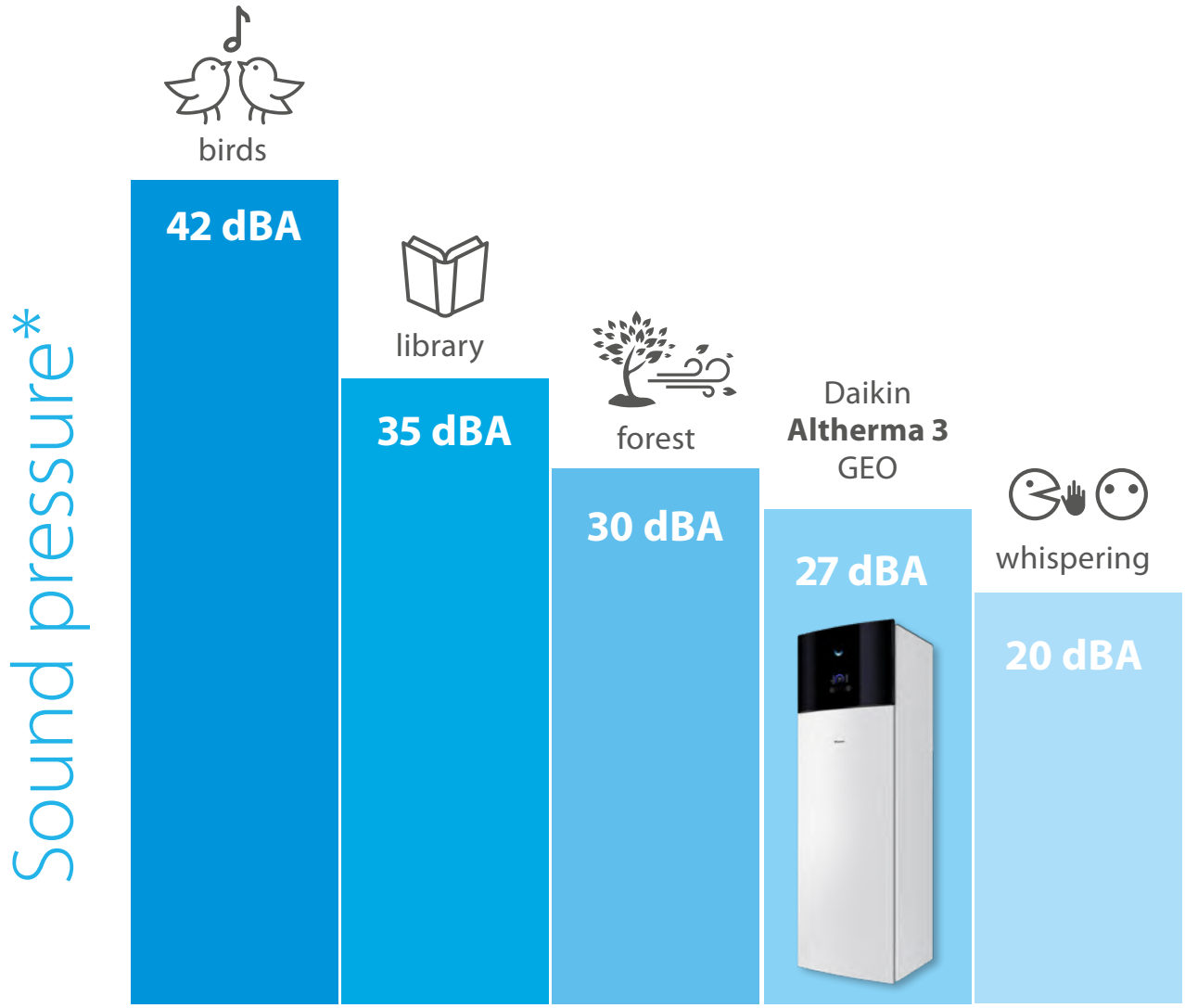

*at 1 meter.

Built-in connectivity

Control your home climate from any place, at any time

Onecta App

Monitor Control Schedule

Always in control.
Control your climate from any place, at any time.

- Monitor the status of your heating system
- Control the operation mode and set temperature
- Schedule the set temperature and operation mode
- Control your heating system with your voice

Madoka wired remote controller for Daikin Altherma

A new generation of user interface, redesigned and intuitive.

- ☑ Intuitive control with a premium design
- ☑ Three colors to match any interior design
- ☑ Easily set operation parameters

BRC1HHDW

BRC1HHDS

BRC1HHDK

Groundbreaking innovation

Quick and easy installation thanks to factory-fitted piping on top of the unit, pre-cabled electrical connections and reduced overall weight.

All pipe connections on top, paired in and out

Standard electrical connections pre-cabled

Can easily be installed in confined spaces thanks to a small footprint and integrated handles

Advanced
user interface

The Daikin Eye

The intuitive Daikin eye shows you in real time the status of your system.

Blue

When the Daikin Eye indicates a blue colour, it means the heat pump is functioning properly. The Daikin Eye will flash on and off when it's running on stand by mode.

Red

When the Daikin Eye indicates a red colour, it means the heat pump is out of commission and requires a maintenance check.

Quick to configure

Log in and you'll be able to completely configure the unit via the new user interface in 9 steps. You can even check if the unit is ready for use by running test cycles. You can upload the settings on an USB stick and download it directly into the unit.

Easy operation

Work super-fast with the new user interface. It's easy to use with just a few buttons and 2 navigational knobs.

Beautiful design

The user interface was especially designed to be very intuitive.
The high contrasted colour screen delivers stunning and practical visuals that really help you as installer or service engineer.

Removable compressor module, reducing the overall weight by 70 kg

DAIKIN altherma

BLUEVOLUTION

Daikin Altherma 3 GEO

Ground source heat pump for **heating, cooling & hot water**

- Top-level seasonal efficiency thanks to our inverter heat pump technology providing the highest savings on running costs
- Delivering temperatures up to 65 °C at high efficiency, the R-32 Daikin Altherma 3 GEO is suitable for underfloor heating/cooling, fan coils and radiators
- Integrated indoor unit: all-in-one floor standing unit including the stainless steel domestic hot water tank saves space and installation time
- The unit has a similar footprint when compared to other household appliances
- Reversible heat pump, allowing heating and cooling

011-1W0337
011-1W0338

A+++ A+ 65 °C R-32

More details and final information can be found by scanning or clicking the QR codes.

EGSAH-D9W EGSAX-D9W EGSAX-D9WG

Indoor Unit				EGSA	H06D9W	X06D9W(G)	H10D9W	X10D9W(G)
Heating capacity	Min.			kW	0.85			
	Nom.			kW	3.35		5.49	
	Max.			kW	7.98		9.55	
Power input	Nom.			kW	0.74		1.17	
COP					4.51		4.70	
Space heating	Average climate water outlet 55°C	General	ηs (Seasonal space heating efficiency)	%	141	143	152	154
			Seasonal space heating eff. class		A++		A+++	
	Average climate water outlet 35°C	General	ηs (Seasonal space heating efficiency)	%	195	199	197	200
			Seasonal space heating eff. class		A+++			
Domestic hot water heating	General	Declared load profile			L			
	Average climate	ηwh (water heating efficiency)		%	117			
		Water heating energy efficiency class			A+			
Space cooling	Medium temperature application	General	SEER		-	15	-	15
			Pdesign	kW	-	8	-	8
	Low temperature application	General	SEER		-	14	-	14
			Pdesign	kW	-	8	-	8
Casing	Colour				White or Silver-grey			
	Material				Precoated sheet metal			
Dimensions	Unit	HeightxWidthxDepth		mm	1,891x597x666			
Weight	Unit			kg	222			
Tank	Water volume			l	180			
	Insulation	Heat loss		kWh/24h	1.2			
	Corrosion protection				Pickling			
Operation range	Installation space		Min.~Max.	°C	5 / 35			
	Brine side		Min.~Max.	°C	-10 / 30			
	Heating	Water side	Min.~Max.	°C	5 / 65			
	Domestic hot water	Water side	Min.~Max.	°C	25 / 60			
Refrigerant	Type				R-32			
	GWP				675			
	Charge			kg	1.70			
	Charge			TCO_2Eq	1.15			
Sound power level	Nom.			dBA	39.0		41.0	
Sound pressure level at 1 meter	Nom.			dBA	27.0		29.0	
Power supply	Name/Phase/Frequency/Voltage			Hz/V	3~/50/400 or 1~/50/230			
Current	Recommended fuses			A	3P 16A or 1P 32A			

Options

	Type	Material name
Controls	Remote user interface	BRC1HHDAK/S/W
	Room thermostat (wired)	EKRTWA
	Room thermostat (wireless)	EKRTR1
	Cascade control	EKCC8-W
	Gateway	DCOM-LT/IO
	Gateway	DCOM-LT/MB
Adapter	Demand PCB	EKRP1AHTA
	Digital I/O PCB	EKRP1HBAA
Sensor	Remote indoor sensor	KRCS01-1
	External sensor	EKRTETS
	Reduce power limiation sensor	EKCSENS
Others	PC cable	EKPCCAB4
	Ground source filling kit	KGSFILL2
	Hydromodule replacement	EKGSHYDMOD
	Separate power supply BUH	EKGSPOWCAB
	Magnetic filter Fernox	K.FERNOXTF1
	Magnetic filter Fernox	K.FERNOXTF1FL

Daikin Altherma GEO

Ground source heat pump for **heating & hot water**

- Ground source heat pump technology uses stable geothermal energy, unaffected by the outside temperature
- Highest seasonal efficiency thanks to our inverter heat pump technology
- Quick and easy installation thanks to factory-fitted piping on top of the unit and reduced overall weight
- Integrated indoor unit: all-in-one floor standing unit including the domestic hot water tank
- User interface with thermostat function for higher comfort, quick commissioning, easy servicing and energy management to control energy consumption and costs

Up to A+++ | A | 60 °C | R-410A

011-1W0067

More details and final information can be found by scanning or clicking the QR codes.

EGSQH-A9W

Indoor Unit				EGSQH	10S18A9W
Heating capacity	Min.			kW	3.11 (1) / 2.47 (2)
	Nom.			kW	10.30 (1) / 9.20 (2)
	Max.			kW	13.00 (1) / 11.90 (2)
Power input	Nom.			kW	2.38 (1) / 2.89 (2)
COP					4.33 (1) / 3.18 (2)
Casing	Colour				White
	Material				Precoated sheet metal
Dimensions	Unit	Height/Width/Depth		mm	1,730/600/728
Weight	Unit			kg	210
Tank	Water volume			l	180
	Insulation	Heat loss		kWh/24h	1.36
	Corrosion protection				Anode
Refrigerant	Type				R-410A
	Charge			kg	1.80
				TCO_2eq	3.76
	Control				Electronic expansion valve
	GWP				2,087.5
Sound power level	Nom.			dBA	46
Sound pressure level	Nom.			dBA	32 (3)
Power supply	Name/Phase/Frequency/Voltage			Hz/V	9W/3~/50/400
Current	Recommended fuses			A	25
Domestic hot water heating	General	Declared load profile			L
	Average climate	ηwh (water heating efficiency)		%	93.1
		Water heating energy efficiency class			A
Space heating	Average climate water outlet 55°C	General	ηs (Seasonal space heating efficiency)	%	139
			Seasonal space heating eff. class		A++
	Average climate water outlet 35°C	General	ηs (Seasonal space heating efficiency)	%	194
			Seasonal space heating eff. class		A+++

(1) EWB/LWB 0°C/-3°C - LWC 35°C (DT=5°C) (2) EWB/LWB 0°C/-3°C - LWC 45°C (DT=5°C) (3) The sound pressure level is measured via a microphone at a 1m distance from the unit. It is a relative value, depending on the distance and acoustic environment.

Daikin Altherma

Hybrid heat pump

Why choose a Daikin Altherma Hybrid heat pump?

The Daikin Altherma Hybrid heat pump is the ideal solution to replace your old gas boiler.

Comfort

Heating

A Daikin Altherma Hybrid heat pump automatically determines the most economic and energy efficient heating combination.

- **Heat pump operation:** the best available technology for optimising running costs at moderate outdoor temperatures
- **Hybrid operation:** both the gas boiler and heat pump operate simultaneously to deliver the ultimate comfort for your customer
- **Gas operation:** when outdoor temperatures drastically drop, the unit will automatically switch to gas operation mode

Illustration of an average European climate

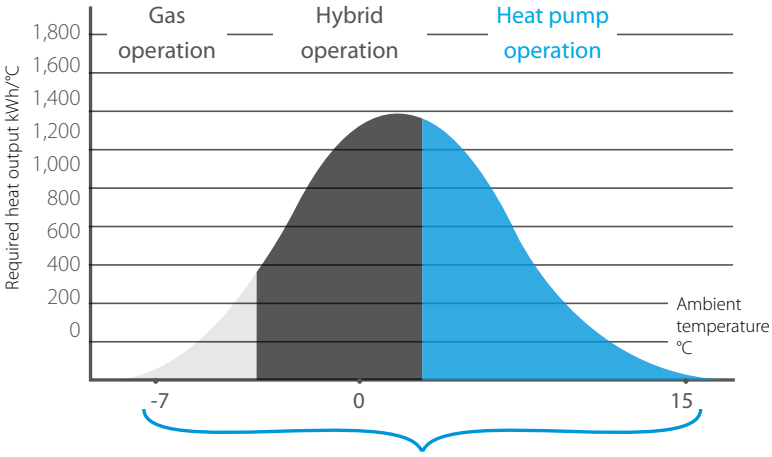

+ 35% efficiency
(space heating) compared to condensing boiler

- Heat load: 14 kW
- 70% heat pump output
- 30% gas boiler output

Heat load = the capacity of the space heating system required to maintain comfortable indoor temperatures at any time

Required heat output = heat load x n° of occuring hours per year

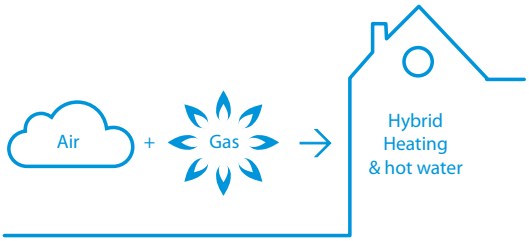

Hot water

The gas condensing boiler's dual heat exchanger increases hot water efficiency by up to 15% when compared with traditional gas boilers.

Cooling

Incorporate cooling for a total solution that integrates seamlessly with underfloor heating or radiators.

Quick and easy installation

As the heat pump indoor unit and gas condensing boiler are delivered as separate units, they are easier to handle, operate and install.

Investment benefits

› Combines with existing radiators; reducing the cost and disruption of installations
› Coverage of heat loads up to 27 kW makes this unit ideal for renovation applications
› Possible to connect to photovoltaïc solar panels to optimise self-consumption of the electiricy produced



Heat pump outdoor unit

Heat pump indoor unit

A++

Energy efficiency

The ideal combination

Depending on the outdoor temperature, energy prices and the internal heat load, the Daikin Altherma Hybrid heat pump smartly chooses between the heat pump and/or the gas boiler, possibly in simultaneous operation, and always selects the most economic operation mode.

Supported by renewable energy

When working in heat pump mode, the system is powered by renewable energy extracted from the air and can achieve up to **A++ energy efficiency**.

Hot water produced with gas condensing technology

Unique dual heat exchanger increases efficiency up to 15% compared to traditional gas boilers.

› Cold tap water flows directly into the heat exchanger
› Optimal and continuous condensing of the flue gases during domestic hot water preparation

Reliability

› Low investment cost with no need to replace existing piping and radiators
› Low running costs for heating and domestic hot water
› Compact dimensions
› Ideal for renovation applications
› Easy and fast installation



Replacing a gas boiler with a Daikin Altherma Hybrid heat pump means saving on running costs for both space heating and domestic hot water supply.

A running costs comparison is made below based on parameters for a typical Belgian winter. As a result of the Hybrid principle, the most cost-efficient operation will be used no matter the ambient outdoor temperature.

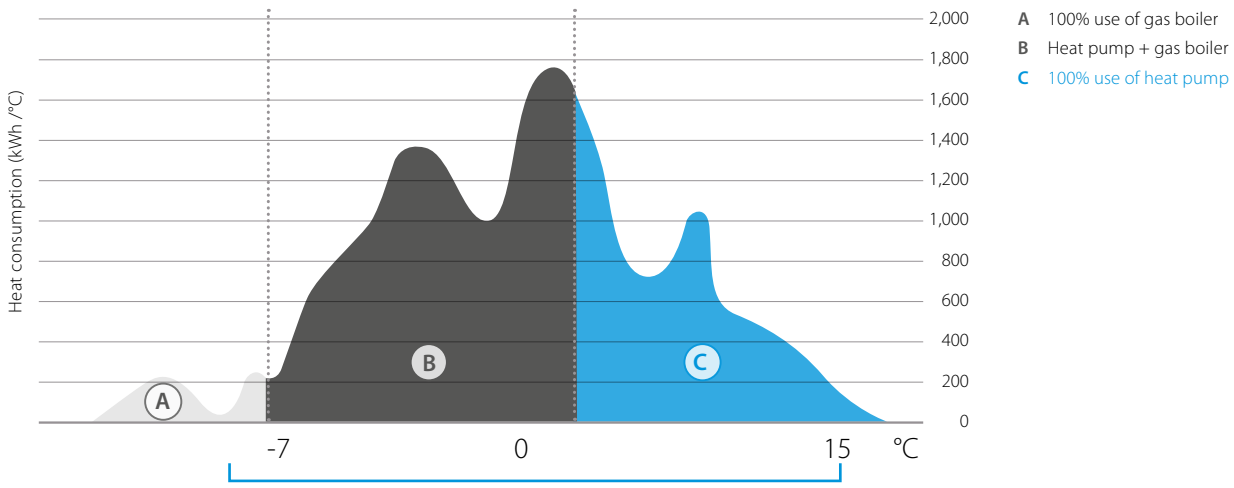

+35% efficiency (space heating) compared to existing condensing gas boiler

	Daikin altherma Hybrid heat pump	New gas condensing boiler	Existing gas condensing boiler
		Space heating	
Energy supplied by HP	12,800 kWh		
HP efficiency	3.64 Scop		
Energy supplied by gas boiler	6,700 kWh	19,500 kWh	19,500 kWh
Space heating efficiency	90%	90%	75%
Running costs	1,220 €	1,520 €	1,820 €
		DHW HEATING	
Energy supplied by gas boiler*	3,000 kWh	3,000 kWh	3,000 kWh
DHW heating efficiency*	90%	80%	65%
Running costs*	230 €	260 €	320 €
		TOTAL	
Running costs	1,450 €	1,780 €	2,140 €

* for combi-boiler, no separate domestic hot water tank

Conditions

Heat load	16 kW
Design temperature	-8 °C
Space heating off temperature	16 °C
Maximum water temperature	60 °C
Minimum water temperature	38 °C
Gas price	0.070 €/kWh
Electricity price (day)	0.237 €/kWh
Electricity price (night)	0.152 €/kWh
Total space heating requirement	19,500 kWh
Total DHW heating requirement (4 persons)	3,000 kWh

Yearly savings: for space heating and domestic hot water

-19% versus new gas condensing boiler **330 €/year**

-32% versus existing gas condensing boiler **690 €/year**

DAIKIN altherma

Daikin Altherma R Hybrid

Hybrid technology combining condensing **gas and air to water** heat pump **for heating and hot water**

- Heating only + heating and cooling models
- Depending on outdoor temperature, energy prices and internal heat load, Daikin Altherma Hybrid heat pump always selects the most economical mode to operate
- Low investment cost: no need to replace the existing radiators (up to 80 °C) and pipe work
- Provides sufficient heat in renovation applications as all heat loads are covered up to 32 kW
- Easy and fast installation thanks to the compact dimensions and quick interconnections

011-1W0313
011-1W0314

A++ A 55 °C R-410A

More details and final information can be found by scanning or clicking the QR codes.

EHYHBH-AV32 EHYHBX-AV3 EVLQ-CV3

Efficiency data					EHYHBH05AV32 + EVLQ05CV3	EHYHBH08AV32 + EVLQ08CV3	EHYHBX08AV3 + EVLQ08CV3
Space heating	Average climate water outlet 55 °C	General	SCOP		3.28	3.24	3.29
			ηs (Seasonal space heating efficiency)	%	128	127	129
			Seasonal space heating eff. class		A++		
Domestic hot water heating	General	Declared load profile			XL		
	Average climate	ηwh (water heating efficiency)		%	83.8		
		Water heating energy efficiency class			A		
Heating capacity	Nom.			kW	4.40(1) / 4.03(2)	7.40(1) / 6.89(2)	7.40(1) / 6.89(2)
Cooling capacity	Nom.			kW	-		6.86(1) / 5.36(2)
Power input	Heating	Nom.		kW	0.870(1) / 1.13(2)	1.66(1) / 2.01(2)	1.66(1) / 2.01(2)
	Cooling	Nom.		kW	-		2.01(1) / 2.34(2)
COP					5.04(1) / 3.58(2)	4.45(1) / 3.42(2)	4.45(1) / 3.42(2)
EER					-		3.42(1) / 2.29(2)

Indoor unit (Hydrobox & Boiler)					EHYHBH05AV32	EHYHBH08AV32	EHYHBX08AV3	EHYKOMB33AA2	EHYKOMB33AA3
Central heating	Heat input Qn (net calorific value)	Nom	Min/Max	kW	-			6.2 / 7.6 / 7.6 / 22.1 / 27.0 / 27.0	
	Output Pn at 80/60 °C	Min/Nom		kW	-			6.7 / 8.2 / 8.2 / 21.8 / 26.6 / 26.6	
	Efficiency	Net calorific value		%	-			98 / 107	
	Operation range	Min/Max		°C	-			15 / 80	
Domestic hot water	Output	Min/Nom		kW	-			7.6/32.7	
	Water flow	Rate	Nom	l/min	-			9.0 / 15.0	
	Operation range	Min/Max		°C	-			40/65	
Gas	Connection	Diameter		mm	-			15	
	Consumption (G20)	Min/Max		m^3/h	-			0.78/3.39	
	Consumption (G25)	Min/Max		m^3/h	-			0.90/3.93	
	Consumption (G31)	Min/Max		m^3/h	-			0.30/1.29	
Supply air	Connection			mm	-			100	
	Concentric				-			1	
Flue gas	Connection			mm	-			60	
Casing	Colour				White			White - RAL9010	
	Material				Precoated sheet metal			Precoated sheet metal	
Dimensions	Unit	HeightxWidth xDepth	Casing	mm	902 x 450 x 164			710 x 450 x 240	
Weight	Unit	Empty		kg	30.0	31.2		36	
Power supply	Phase/Frequency/Voltage			Hz/V	-			1~/50/230	
Electrical power consumption	Max.			W	-			55	
	Standby			W	-			2	
Operation range	Heating	Ambient	Min.~Max.	°C	-25 ~25			-	
		Water side	Min.~Max.	°C	25 ~55			-	
	Cooling	Ambient	Min.~Max.	°CDB	-~-		10 ~43	-	
		Water side	Min.~Max.	°C	-~-		5 ~22	-	

Outdoor unit					EVLQ05CV3	EVLQ08CV3
Dimensions	Unit		Height x Width x Depth	mm	735 x 832 x 307	
Weight	Unit			kg	54	56
Compressor	Quantity				1	
	Type				Hermetically sealed swing compressor	
Operation range	Heating		Min.~Max.	°CWB	-25~25	
Refrigerant	Type				R-410A	
	GWP				2,088	
	Charge			kg	1.5	1.6
	Charge			TCO_2Eq	3.0	3.3
	GWP				2,088	
Sound power level	Heating		Nom.	dBA	61	62
Sound pressure level	Heating		Nom.	dBA	48	49
Power supply	Name/Phase/Frequency/Voltage			Hz/V	V3/1~/50/230	
Current	Recommended fuses			A	16	20

(1) Ta DB/WB 7 °C/6 °C - LWC 35 °C (DT = 5 °C) (2) Condition: Ta DB/WB 7 °C/6 °C - LWC 45 °C (Dt=5 °C) (3) Cooling Ta 35 °C - LWE 18 °C (DT = 5 °C); heating Ta DB/WB 7 °C/6 °C - LWC 35 °C (DT = 5 °C).
(4) Cooling Ta 35 °C - LWE 7 °C (DT = 5 °C); heating Ta DB/WB 7 °C/6 °C - LWC 45 °C (DT = 5 °C).
This product contains fluorinated greenhouse gases.

Daikin Altherma R Hybrid

+ multi

The Daikin Altherma Hybrid heat pump can also be combined with an air-to-air multi system to provide optimal cooling. Easily installed and managed via an app on a smartphone or tablet, the Daikin Altherma Hybrid heat pump + multi is an all-in-one system for heating, cooling and hot water purposes.

Multi features

- ☑ Equipped with Bluevolution technology
- ☑ 3, 4 and 5 ports for multi outdoor units
- ☑ Combinable with different Split & Sky Air indoor units:
  One port can be used for hot water production

Control with Onecta App

BLUEVOLUTION

CONNECTABLE INDOOR UNITS	Wall mounted																									Concealed ceiling							Floor standing							Round flow				Fully flat				Ceiling suspended			Concealed floor standing				Hybrid heat pump	
	CTXA-AW/S/T	FTXA-AW/S/T					CTXM-R	FTXM-R							FTXJ-M				FTXP-M9			FDXM-F9				FBA-A9			CVXM-A	FVXM-A			FVXM-F			FCAG-B				FFA-A9				FHA-A9			FNA-A9				CHYHBH-AV32	
	15	20	25	35	42	50	15	20	25	35	42	50	60	71	20	25	35	50	20	25	35	25	35	50	60	35	50	60	20	25	35	50	25	35	50	35	50	60	25	35	50	60	35	50	60	25	35	50	60	05	08
3MXM52N8	●	●	●	●	●	●	●	●	●	●	●	●			●	●	●	●	●	●	●	●	●	●		●	●		●	●	●	●	●	●	●	●	●		●	●	●		●	●		●	●	●		●	
3MXM68N9	●	●	●	●	●	●	●	●	●	●	●	●	●		●	●	●	●	●	●	●	●	●	●	●	●	●	●					●	●	●	●	●	●	●	●	●	●	●	●	●	●	●	●	●	●	●	●	
4MXM68N9	●	●	●	●	●	●	●	●	●	●	●	●	●		●	●	●	●				●	●	●	●	●	●	●					●	●	●	●	●	●	●	●	●	●	●	●	●	●	●	●	●	●	●	●	
4MXM80N9	●	●	●	●	●	●	●	●	●	●	●	●	●	●	●	●	●	●				●	●	●	●	●	●	●					●	●	●	●	●	●	●	●	●	●	●	●	●	●	●	●	●	●	●	●	●
5MXM90N9	●	●	●	●	●	●	●	●	●	●	●	●	●	●	●	●	●	●				●	●	●	●	●	●	●					●	●	●	●	●	●	●	●	●	●	●	●	●	●	●	●	●	●	●	●	●

More details and final information can be found by scanning or clicking the QR codes.

CHYHBH-AV32 EHYKOMB-AA2 EHYKOMB-AA3

Efficiency data					CHYHBH05AV32 /3MXM52N8	CHYHBH05AV32 /3MXM68N9	CHYHBH05AV32 /4MXM68N9	CHYHBH05AV32 /4MXM80N9	CHYHBH08AV32 /4MXM80N9	CHYHBH05AV32 /5MXM90N9	CHYHBH08AV32 /5MXM590N9
Heating capacity	Nom.			kW	4.41 (1)	4.50 (1)			6.78 (1)	4.50 (1)	6.78 (1)
COP					4.49 (1)	3.91 (1)		4.04 (1)	4.17 (1)	4.04 (1)	4.17 (1)
Pump					51.80 (1)						
Seasonal efficiency	Domestic hot water heating	General	Declared load profile		XL						
		Average climate	ηwh (water heating efficiency)	%	96						
Water heating energy efficiency class					A						

(1) DB/WB 7°C/6°C - LWC 35°C (DT=5°C), boiler bypassed

Indoor Unit (Hydrobox)					CHYHBH05AV32	CHYHBH08AV32
Casing	Colour				White	
	Material				Precoated sheet metal	
Dimensions	Unit	HeightxWidthxDepth		mm	902x450x164	
Weight	Unit			kg	30.0	
Operation range	Heating	Ambient	Min.~Max.	°C	-15 ~24	
		Water side	Min.~Max.	°C	25 ~50	

Indoor unit (Boiler)					EHYKOMB33AA2/AA3
Central heating	Heat input Qn (net calorific value)	Nom	Min/Max	kW	6.2 / 7.6 / 7.6 /22.1 / 27.0 / 27.0
	Output Pn at 80/60°C	Min/Nom		kW	6.7 / 8.2 / 8.2 /21.8 / 26.6 / 26.6
	Efficiency	Net calorific value		%	98 / 107
	Operation range	Min/Max		°C	15 /80
Domestic hot water	Output	Min/Nom		kW	7.6/32.7
	Water flow	Rate	Nom	l/min	9.0 / 15.0
	Operation range	Min/Max		°C	40/65
Gas	Connection	Diameter		mm	15
	Consumption (G20)	Min/Max		m^3/h	0.78/3.39
	Consumption (G25)	Min/Max		m^3/h	0.90/3.93
	Consumption (G31)	Min/Max		m^3/h	0.30/1.29
Supply air	Connection			mm	100
	Concentric				1
Flue gas	Connection			mm	60
Casing	Colour				White - RAL9010
	Material				Precoated sheet metal
Dimensions	Unit	HeightxWidthxDepth	Casing	mm	710x450x240
Weight	Unit	Empty		kg	36
Power supply	Phase/Frequency/Voltage			Hz/V	1~/50/230
Electrical power consumption	Max.			W	55
	Standby			W	2

This table contains outdated information. It will be updated in the next revision.

Options

		Type	Material name
Controllers		LAN adapter	BRP069A62
		LAN adapter + PV solar connection	BRP069A61
		Remote user interface (DE, FR, NL, IT)	EKRUCBL1
		Remote user interface (EN, ES, EL, PT)	EKRUCBL3
		Remote user interface (EN, SV, NO, FI)	EKRUCBL2
		Remote user interface (EN, TR, PL, RO)	EKRUCBL4
		Remote user interface (DE, CS, SL, SK)	EKRUCBL5
		Remote user interface (EN, HR, HU, BG)	EKRUCBL6
		Remote user interface (EN, DE, RU, DA)	EKRUCBL7
		Simplified user interface	EKRUCBSB
		Room thermostat (wired)	EKRTWA
		Room thermostat (wireless)	EKRTR1
		Heat meter (EHYHBH* only)	K.HEATMET
		DCOM gateway	DCOM-LT/IO
		DCOM gateway	DCOM-LT/MB
Drain		Drain pan for reversible H/B	EKHYDP1
Installation		Cover plate 35	EKHY093467
		Installation jig	EKHYMNT1
Sensor		External sensor	EKRTETS
Valve		Valve kit for connection to 3rd party tank with built-in thermotat	EKHY3PART2
		Valve kit for connection to 3rd party tank with sensor pocket	EKHY3PART
Propane set		Propane set	EKHY075787

	Type	Material name
Flue gas connections	Adapter Flex-Fixed PP 100	EKFGP6316
	Adapter Flex-Fixed PP 130	EKFGS0252
	Chimney Connection 60/100	EKFGP4678
	Chimney Connection 60/100	EKFGP4678
	Chimney Connection 80/125	EKFGP4828
	Chimney Connection 60/10 Air Intake Dn. 80 C83	EKFGV1101
	Chimney Top PP 100 incl. Flue Pipe	EKFGP5497
	Chimney Top PP 130 incl. Flue Pipe	EKFGP5197
	Concentric connection Ø 80/125	EKHY090717
	Connector Flex-Flex PP 100	EKFGP6325
	Connector Flex-Flex PP 130	EKFGP6366
	Connector Flex-Flex PP 80	EKFGP6324
	Connection set 60/10-60 Flue/Air intake Dn. 80 C53	EKFGV1102
	Eccentric connnection Ø 80	EKHY090707
	Elbow PP/ALU 80/125 90°	EKFGP4810
	Elbow PP/GLV 60/100 30°	EKFGP4664
	Elbow PP/GLV 60/100 45°	EKFGP4661
	Elbow PP/GLV 60/100 90°	EKFGP4660
	Elbow PP/GLV 80/125 30°	EKFGP4814
	Elbow PP MB-AIR 80 90°	EKFGW4085
	Elbow PP BM-AIR 80 45°	EKFGW4086
	Extension Flex PP 100 l=10 M	EKFGP6346
	Extension Flex PP 100 l=15 M	EKFGP6349
	Extension Flex PP 100 l=25 M	EKFGP6347
	Extension Flex PP 130 l=30 M	EKFGS0250
	Extension Flex PP 80 l=10 M	EKFGP6340
	Extension Flex PP 80 l=15 M	EKFGP6344
	Extension Flex PP 80 l=25 M	EKFGP6341
	Extension Flex PP 80 l=50 M	EKFGP6342
	Extension PP 60 x 500	EKFGP5461
	Extension PP/GLV 60/100 x 1,000 mm	EKFGP4652
	Extension PP/GLV 60/100 x 500 mm	EKFGP4651
	Extension PP/GLV 80/125 x 10,000 mm	EKFGP4802
	Extension PP/GLV 80/125 x 500 mm	EKFGP4801
	Extension P BM-Air 80 x 500	EKFGW4001
	Extension P BM-Air 80 x 1,000	EKFGW4002
	Extension P BM-Air 80 x 2,000	EKFGW4004
	Filling loop set	EKFL1AA
	Flex 100-60 + Support Elbow	EKFGP6354
	Flex 130-60 + Support Elbow	EKFGS0257
	Flex Kit PP Dn.60-80	EKFGP1856
	Flex Kit PP Dn.8	EKFGP2520
	Flue Deflector 60 (UK Only)	EKFGP1295
	Flue gas non-return flap	EKFGF1A
	Gas conversion kit from G20 to G25	EKPS076227
	Inspection Elbow Plus PP/ALU 80/125 90° EPDM	EKFGP4820
	Meas. Tee with Inspection Panel PP/GLV 60/100	EKFGP4667
	Plume Managment Kit 60 (UK Only)	EKFGP1294
	PMK Elbow 60 45° (2 pcs) (UK Only)	EKFGP1285
	PMK Elbow 60 90 (UK Only)	EKFGP1284
	PMK Extension 60 l=1,000 incl. breaket (UK Only)	EKFGP1286
	Roof Terminal PP/GLV 60/100 AR460	EKFGP6837
	Roof Terminal PP/GLV 80/125 AR300 Ral-9011	EKFGP6864
	Spacer PP 80-100	EKFGP6333
	Support Breaket Top Inox Dn.100	EKFGP6337
	Support Breaket Top Inox Dn.130	EKFGP6353
	Tee Flex 100 Boiler Connection set 1	EKFGP6368
	Tee Flex 130 Boiler Connection set 1	EKFGP6215
	Thermistor recirculator	EK TH2
	Wall Bracket Dn.100	EKFGP4481
	Wall Bracket Dn.100	EKFGP4631
	Wall Terminal Kit low profile PP/GLV 60/100	EKFGP1293
	Wall Terminal Kit low profile PP/GLV 60/100	EKFGP297 7
	Wall Terminal Kit PP/GLV 60/100	EKFGP2978
	Wall Terminal Kit PP/GLV 60/100	EKFGP1292
	Wall Terminal Kit PP/GLV 80/125	EKFGW6359
	Wall Terminal Kit low profile PP/GLV 60/100 (UK only)	EKFGP1299
	Weather Slate Flat Alu 60/100	EKFGP6940
	Weather Slate Flat Alu 60/100 0°-15°	EKFGP1296
	Weather Slate Flat Alu 80/125	EKFGW5333
	Weather Slate Flat Alu 80/125 0°-15°	EKFGP1297
	Weather Slate Steep Pb/GLV 60/100 18°-22°	EKFGS0518
	Weather Slate Steep Pb/GLV 60/100 23°-27°	EKFGS0519
	Weather Slate Steep Pb/GLV 60/100 43°-47°	EKFGS0523
	Weather Slate Steep Pb/GLV 60/100 48°-52°	EKFGS0524
	Weather Slate Steep Pb/GLV 60/100 53°-57°	EKFGS0525
	Weather Slate Steep Pb/GLV 80/125 18°-22°	EKFGT6300
	Weather Slate Steep Pb/GLV 80/125 23°-27°	EKFGT6301
	Weather Slate Steep Pb/GLV 80/125 43°-47°	EKFGT6305
	Weather Slate Steep Pb/GLV 80/125 48°-52°	EKFGT6306
	Weather Slate Steep Pb/GLV 80/125 53°-57°	EKFGT6307
	Weather Slate Steep PF 60/100 25°-45°	EKFGP7910
	Weather Slate Steep PF 80/125 25°-45° Ral-9011	EKFGP7909
	Elbow PP 60/100 90° + MP Generic	DR90ELBO60100AA
	Wall term Mugro STD 60/100 Telescopic	DRWTERT60100AA

Daikin Altherma H Hybrid

The best of 2 worlds

Heat pump



Condensing boiler

Environmentally friendly

- Reduced environmental impact thanks to the usage of **R-32 refrigerant**
- Outdoor unit with **sealed refrigerant circuit**, which greatly reduces the risk of refrigerant leakage

Easy & Quick installation

All hydraulics components are outside.

No F-gas licence required

Only water connections between outdoor and indoor unit. Therefore no F-gas certification is needed for the installer.

Safety in every conditions

The unit can work down to -15 °C outside thanks to multiple freeze-up protections

Flexible installation

Compact indoor unit can be installed in a cupboard.

Condensing technology

The condensing technology uses optimum fuel efficiency, with reduced emissions of NOx and CO, to ensure high cost savings and environmentally-friendly operation.



Plug & play

No need of other parts, the pump group is integrated inside.



BLUEVOLUTION

The Bluevolution technology combines very high efficient compressors developed by Daikin with the future of refrigerants: R-32.

Installation possibilities

The Daikin Altherma H Hybrid is made of an outdoor unit of 4 kW



The Daikin Altherma H Hybrid is made of a boiler of 28 or 32 kW

For more domestic hot water production, you can combine the Daikin Altherma H Hybrid with multiple tank options:

Pressureless tanks with solar support

Connect your unit to a ECH_2O thermal store and take advantage of the energy of the sun.

EKHWP-(P)B
300 LT or 500 LT

EKS(H/V)-P

Pressurized tanks

Connect your unit with our full range of stainless steel tanks to answer all needs.

EKHWS-D3V3
from 150 LT up to 300 LT

Controllers

EKRUHML1/2

Control

- Manage space heating and domestic hot water and among others, booster mode
- User-friendly remote control with contemporary design
- Easy to use with direct accessibility to all main functions

Comfort

- An additional user interface can include a room thermostat in the space to be heated
- Easy commissioning: intuitive interface for advanced menu settings

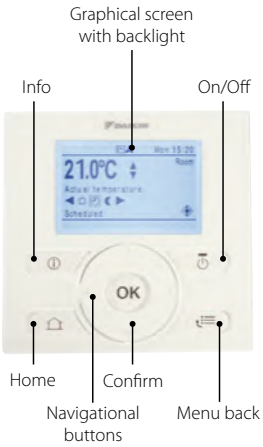

Onecta App

The Onecta App is a multifaceted programme that allows customers to control and monitor the status of their heating system.

Control your heating system with your voice

Applications

1. Standard Hybrid operation

With this application, the system works in a perfect balance between the gas boiler and the heat pump to provide space heating and domestic hot water. Here, the boiler is able to heat directly the water without a tank.

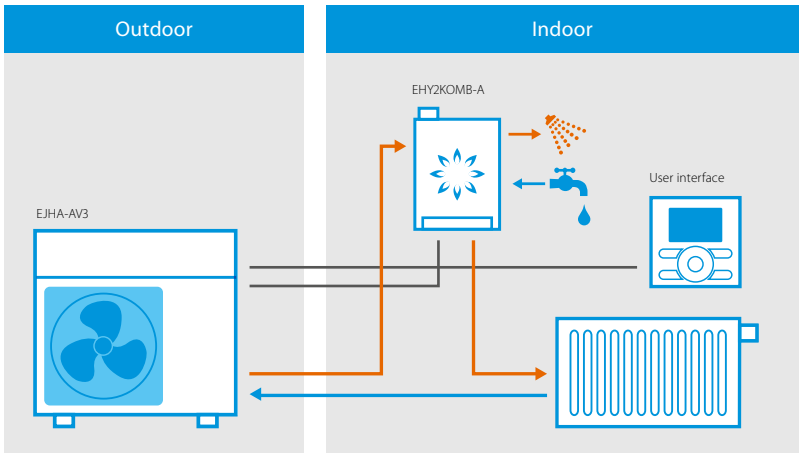

1.1 Standard Hybrid operation with a tank

In this application, a domestic hot water tank can be added if the system needs to provide high quantity of domestic hot water produced either by the heat pump or by the boiler.

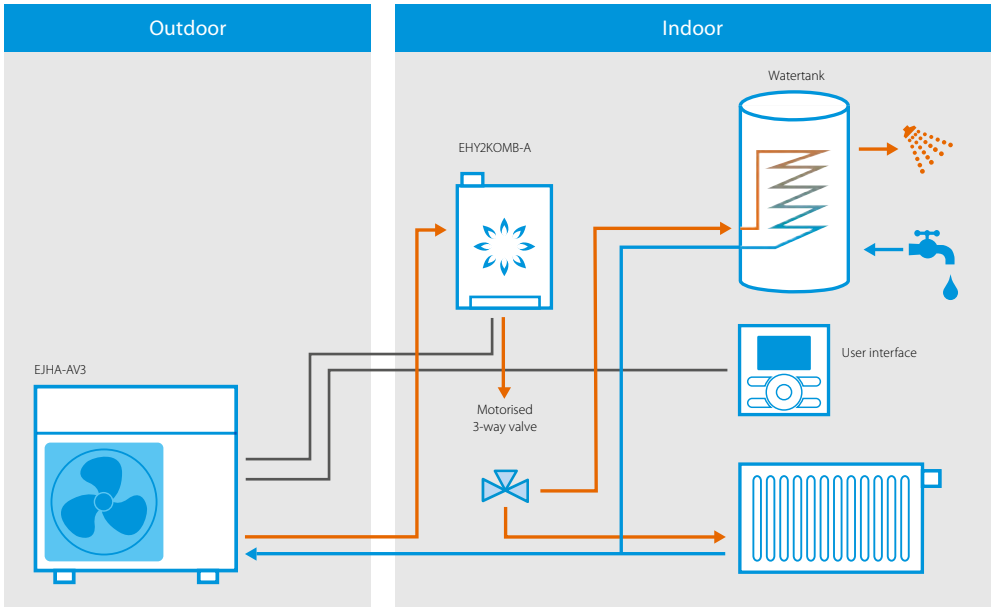

2. Add-on operation

Daikin Altherma H Hybrid outdoor unit can be combined with an existing boiler. In such application, the system works in bivalent operation, meaning that this is strictly the heat pump or the boiler that is providing the required heat while in the standard applications, both can work at the same time.

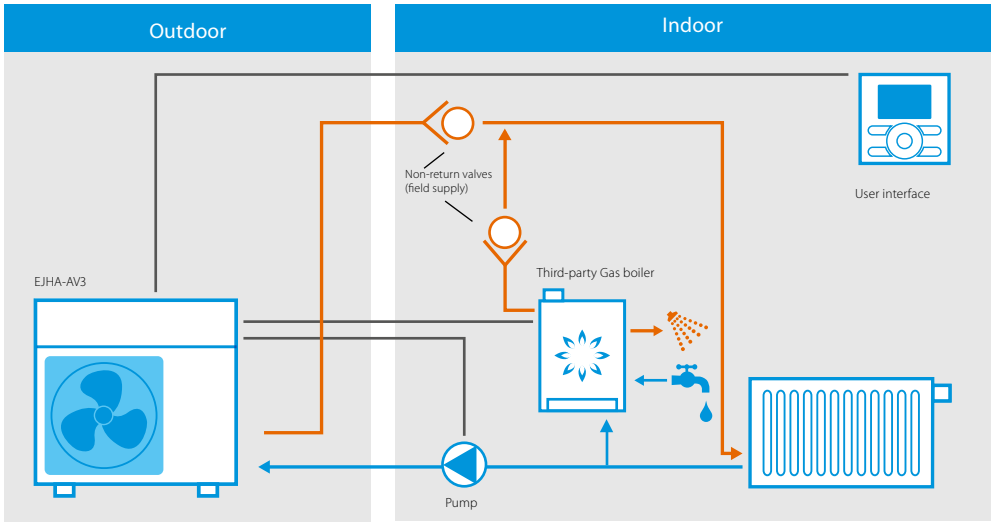

Daikin Altherma H Hybrid

Hybrid technology combining condensing gas and air to water heat pump for **heating and hot water**

- Heating only models
- Depending on outdoor temperature, energy prices and internal heat load, the Daikin Altherma H Hybrid always selects the most economical mode to operate
- Low investment cost: no need to replace the existing radiators (up to 80 °C) and pipe work
- Provides sufficient heat in renovation applications as all heat loads are covered up to 32 kW
- Easy and fast installation thanks to the compact dimensions and water connections

A++ A R-32

011-1W0293

More details and final information can be found by scanning or clicking the QR codes.

EHY2KOMB-A EJHA-AV3

Efficiency data					EHY2KOMB28AA + EJHA04AAV3	EHY2KOMB32AA + EJHA04AAV3
Heating capacity	Nom.			kW	3.83 (1)	
Power input	Heating	Nom.		kW	0.85 (1)	
COP					4.49 (1)	
Space heating	Average climate water outlet 55 °C	General	SCOP		3.26	3.28
			ηs (Seasonal space heating efficiency)	%	128	
			Seasonal space heating eff. class		A++	
	Average climate water outlet 35 °C	General	SCOP		4.14	4.15
			ηs (Seasonal space heating efficiency)	%	163	
			Seasonal space heating eff. class		A++	
Domestic hot water heating	General	Declared load profile			XL	
	Average climate	ηwh (water heating efficiency)		%	87	
		Water heating energy efficiency class			A	

Indoor unit					EHY2KOMB28AA	EHY2KOMB32AA
Central heating	Heat input Qn (net calorific value)	Nom	Min/Max	kW	7.1 / 23.7	7.6 / 27.0
	Output Pn at 80/60 °C	Nom		kW	23.1	26.6
	Efficiency	Net calorific value 80/60		%	98	99
	Efficiency	Net calorific value 37/30 (30%)		%	108	
	Operation range	Min/Max		°C	30 / 90	
Domestic hot water	Output	Min/Nom		kW	7.1 / 29.1	7.6 / 32.7
	Water flow	Rate 40/10 °C		l/min	12.5	15.0
	Operation range	Min/Max		°C	40/65	
Gas	Connection	Diameter		mm	15	
	Consumption (G20)	Min/Max		m^3/h	0.74 / 3.02	0.79 / 3.39
	Consumption (G31)	Min/Max		m^3/h	0.28 / 1.15	0.30 / 1.29
Supply air	Connection			mm	100	
	Concentric				1	
Flue gas	Connection			mm	60	
Casing	Colour				White - RAL9010	
	Material				Precoated sheet metal	
Dimensions	Unit	HxWxD	Casing	mm	650 x 450 x 240	710 x 450 x 240
Weight	Unit	Empty		kg	33	36
Power supply	Phase/Frequency/Voltage			Hz/V	1~/50/230	
Electrical power consumption	Max.			W	110	
	Standby			W	2	

Outdoor unit				EJHA04AAV3
Dimensions	Unit	HxWxD	mm	745 x 845 x 329
Weight	Unit		kg	45
Compressor	Quantity			1
	Type			Hermetically sealed swing compressor
Operation range	Heating	Min.~Max.	°CWB	-14~25
Refrigerant	Type			R-32
	GWP			675
	Charge		kg	0.56
	Charge		TCO_2Eq	0.38
Sound power level	Heating	Nom.	dBA	58.7
Sound pressure level	Heating	Nom.	dBA	37
Power supply	Name/Phase/Frequency/Voltage		Hz/V	V3/1~/50/220-240
Current	Recommended fuses		A	20

(1) Ta DB/WB 7 °C/6 °C - LWC 35 °C (DT = 5 °C).
This product contains fluorinated greenhouse gases.

Options - system

Group		Description	Material name	Pair Hybrid	Add-on Hybrid
Controllers		User interface: English – Dutch – Italian – French	EKRUHML1	•	•
		User interface: English – Dutch – Italian – German	EKRUHML2	•	•
		Gateway 1: I/O version	DCOM-LT/IO(2)	•	•
		Gateway 2: Modbus version	DCOM-LT/MB(2)	•	•
		LAN + PV Solar (installation box EKBRPA6 available)	BRP069A61	•	•
		LAN only (installation box EKBRPA6 available)	BRP069A62	•	•
		Wired room thermostat	EKRTWA	•	
		Wireless room thermostat	EKRTR1	•	
		External room sensor	EKRTETS(4)	•	
Sensor		Remote outdoor sensor	EKRSCA1(3)	•	•
Other		Thermistor kit for pressurised tanks & 3rd party tank	EKTH3	•	
		Bottom plate heater (dedicated type)	EKBPHT04JH	•	•
		Ball valves	EKBALLV1	•	•
		Add-on: pump	EKADDONJH		•
		Add-on: cable + 2 non-return valves	EKADDONJH2		•
		PC USB cable	EKPCCAB(4)	•	
		Connection kit for 3rd party tank	EKHY3PART	•	
		Connection kit for pressureless tank	EKEPHYHT35H	•	
		Freeze protection valve for field piping	AFVALVEHY2	•	•

(2): Compatible with EKRUHML user interface.
(3): Only 1 sensor can be connected: indoor OR outdoor sensor.
(4): Can only be used in combination with the wireless room thermostat EKRTR1.

Options - boiler

Accessory		Sales region	Material name	EHY2KOMB28AA	EHY2KOMB32AA
Boiler options		IT, ES, CZ, GR, PL, PT	EKFJM1A	●	
		IT, ES, CZ, GR, PL, PT	EKFJL1A		●
		FR, BE	EKFJM2A	●	
		FR, BE	EKFJL2A		●
		DE	EKFJM6A	●	
		DE	EKFJL6A		●
		IT, ES, CZ, GR, PL, PT	EKVK4A	●	●
		DE	EKVK6A	●	●
Filling loop set		All	EKFL1A	●	●
Solar water heater connection set (cable + probe sensor)		All	EKSH1A	●	●
Concentric connection Ø 80/125		All	EKHY090717	●	●
Eccentric connection Ø 80		All	EKHY090707	●	●
Dongle set (wireless connection from PC to boiler)		All	EKDS1A	●	●
Cover plates		All	EKCP1A	●	●
		All	EKHY093467[1]	●	●
Propane sets (G31)		All	EKHY075787		●
		All	EKPS075867	●	
Conversion kits (G25)		DE, BE, FR	EKPS076217	●	
		DE, BE, FR	EKPS076227		●

(1): cannot be used in combination with B-packs.

	Type	Material name
Flue gas connections	Adapter Flex-Fixed PP 100	EKFGP6316
	Adapter Flex-Fixed PP 130	EKFGS0252
	Chimney Connection 60/100	EKFGP4678
	Chimney Connection 60/100	EKFGP4678
	Chimney Connection 80/125	EKFGP4828
	Chimney Connection 60/10 Air Intake Dn. 80 C83	EKFGV1101
	Chimney Top PP 100 incl. Flue Pipe	EKFGP5497
	Chimney Top PP 130 incl. Flue Pipe	EKFGP5197
	Concentric connection Ø 80/125	EKHY090717
	Connector Flex-Flex PP 100	EKFGP6325
	Connector Flex-Flex PP 130	EKFGP6366
	Connector Flex-Flex PP 80	EKFGP6324
	Connection set 60/10-60 Flue/Air intake Dn. 80 C53	EKFGV1102
	Eccentric connnection Ø 80	EKHY090707
	Elbow PP/ALU 80/125 90°	EKFGP4810
	Elbow PP/GLV 60/100 30°	EKFGP4664
	Elbow PP/GLV 60/100 45°	EKFGP4661
	Elbow PP/GLV 60/100 90°	EKFGP4660
	Elbow PP/GLV 80/125 30°	EKFGP4814
	Elbow PP MB-AIR 80 90°	EKFGW4085
	Elbow PP BM-AIR 80 45°	EKFGW4086
	Extension Flex PP 100 l=10 M	EKFGP6346
	Extension Flex PP 100 l=15 M	EKFGP6349
	Extension Flex PP 100 l=25 M	EKFGP6347
	Extension Flex PP 130 l=30 M	EKFGS0250
	Extension Flex PP 80 l=10 M	EKFGP6340
	Extension Flex PP 80 l=15 M	EKFGP6344
	Extension Flex PP 80 l=25 M	EKFGP6341
	Extension Flex PP 80 l=50 M	EKFGP6342
	Extension PP 60 x 500	EKFGP5461
	Extension PP/GLV 60/100 x 1,000 mm	EKFGP4652
	Extension PP/GLV 60/100 x 500 mm	EKFGP4651
	Extension PP/GLV 80/125 x 10,000 mm	EKFGP4802
	Extension PP/GLV 80/125 x 500 mm	EKFGP4801
	Extension P BM-Air 80 x 500	EKFGW4001
	Extension P BM-Air 80 x 1,000	EKFGW4002
	Extension P BM-Air 80 x 2,000	EKFGW4004
	Filling loop set	EKFL1AA
	Flex 100-60 + Support Elbow	EKFGP6354
	Flex 130-60 + Support Elbow	EKFGS0257
	Flex Kit PP Dn.60-80	EKFGP1856
	Flex Kit PP Dn.8	EKFGP2520
	Flue Deflector 60 (UK Only)	EKFGP1295
	Flue gas non-return flap	EKFGF1A
	Gas conversion kit from G20 to G25	EKPS076227

	Type	Material name
Flue gas connections	Inspection Elbow Plus PP/ALU 80/125 90° EPDM	EKFGP4820
	Meas. Tee with Inspection Panel PP/GLV 60/100	EKFGP4667
	Plume Managment Kit 60 (UK Only)	EKFGP1294
	PMK Elbow 60 45° (2 pcs) (UK Only)	EKFGP1285
	PMK Elbow 60 90 (UK Only)	EKFGP1284
	PMK Extension 60 l=1,000 incl. breaket (UK Only)	EKFGP1286
	Roof Terminal PP/GLV 60/100 AR460	EKFGP6837
	Roof Terminal PP/GLV 80/125 AR300 Ral-9011	EKFGP6864
	Spacer PP 80-100	EKFGP6333
	Support Breaket Top Inox Dn.100	EKFGP6337
	Support Breaket Top Inox Dn.130	EKFGP6353
	Tee Flex 100 Boiler Connection set 1	EKFGP6368
	Tee Flex 130 Boiler Connection set 1	EKFGP6215
	Thermistor recirculator	EK TH2
	Wall Bracket Dn.100	EKFGP4481
	Wall Bracket Dn.100	EKFGP4631
	Wall Terminal Kit low profile PP/GLV 60/100	EKFGP1293
	Wall Terminal Kit low profile PP/GLV 60/100	EKFGP297 7
	Wall Terminal Kit PP/GLV 60/100	EKFGP2978
	Wall Terminal Kit PP/GLV 60/100	EKFGP1292
	Wall Terminal Kit PP/GLV 80/125	EKFGW6359
	Wall Terminal Kit low profile PP/GLV 60/100 (UK only)	EKFGP1299
	Weather Slate Flat Alu 60/100	EKFGP6940
	Weather Slate Flat Alu 60/100 0°-15°	EKFGP1296
	Weather Slate Flat Alu 80/125	EKFGW5333
	Weather Slate Flat Alu 80/125 0°-15°	EKFGP1297
	Weather Slate Steep Pb/GLV 60/100 18°-22°	EKFGS0518
	Weather Slate Steep Pb/GLV 60/100 23°-27°	EKFGS0519
	Weather Slate Steep Pb/GLV 60/100 43°-47°	EKFGS0523
	Weather Slate Steep Pb/GLV 60/100 48°-52°	EKFGS0524
	Weather Slate Steep Pb/GLV 60/100 53°-57°	EKFGS0525
	Weather Slate Steep Pb/GLV 80/125 18°-22°	EKFGT6300
	Weather Slate Steep Pb/GLV 80/125 23°-27°	EKFGT6301
	Weather Slate Steep Pb/GLV 80/125 43°-47°	EKFGT6305
	Weather Slate Steep Pb/GLV 80/125 48°-52°	EKFGT6306
	Weather Slate Steep Pb/GLV 80/125 53°-57°	EKFGT6307
	Weather Slate Steep PF 60/100 25°-45°	EKFGP7910
	Weather Slate Steep PF 80/125 25°-45° Ral-9011	EKFGP7909
	Elbow PP 60/100 90° + MP Generic	DR90ELBO60100AA
	Wall term Mugro STD 60/100 Telescopic	DRWTERT60100AA

Boilers

Condensing boilers 204

Gas condensing boilers 206

Daikin Altherma 3 C Gas W (D2C/TND*) 206

Daikin Altherma 3 C Gas W (D2CNL) 212

Daikin Altherma C Gas W 214

Flue-gas evacuation system 216

Condensing boilers

Why choose a condensing boiler?

Daikin's gas or oil condensing boilers are the best option for individual that plan to replace an existing boiler with a more energy efficient and cost-saving alternative. Both boilers provide end users with reliable performance and efficient heating and hot water.

Comfort

Daikin's gas condensing boilers deliver the ultimate in comfort. Optimal heating ensures seamless operation to deliver reliable year-round heating, even in extreme weather conditions. Instant hot water is possible with our combi range.

Energy efficiency

Condensing technology

Using latent heat in the flue gas, our condensing technology achieves 109% more energy efficiency by using renewable energy to produce hot water.

Condensing technology

Premix Technology incorporates a modulation fan to perfectly combine combustion air and fuel before it reaches the burner (air/gas mixer), to ensure a high efficiency combustion.

With the combustion of 1 m^3 natural gas, 1.7 kg of water vapour is released in the flue gas as latent heat. Instead of being disposed through the flue, the water vapour containing latent heat is then recirculated, and subsequently reheated by a uniquely designed exchanger.

Condensation forms as a result of the water vapour being cooled to a temperature just below dew point, and subsequently drained via a siphon. The condensing technology uses optimum fuel efficiency, with reduced emissions of NO_x and CO, to ensure high cost savings and environmentally-friendly operation.

Flexibility

Easy installation and service

All parts are accessible from the front and are low maintenance. The flue gas installation can be adapted to all kinds of configuration thanks to its flexibility.

Energy waste

93% efficiency
Conventional combi boilers: Water vapour is discharged through the flue in vaporising phase and latent heat within the water vapour is ignored.

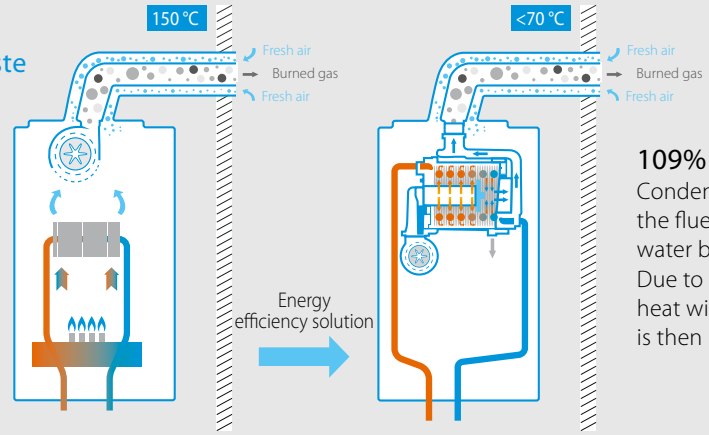

109% efficiency
Condensing combi boilers: the flue gas collides with influent water before being discharged. Due to this occurrence, latent heat within the water vapour is then released.

Daikin Altherma 3 C Gas (D2C/TND*)

Wall mounted gas condensing boiler

Why choose the Daikin gas condensing boiler?

Low weight

27 kg

Connectivity/Cloud Service

Always in control, no matter where you are.

Easy installation and service

All parts are accessible from the front. The gas-adaptive combustion system (Lambda Gx) means lower maintenance and installation time in a minimalist space. The Lambda Gx is compatible with wall mounted and floor standing units.

Solar thermal connection

Usable in combination with solar thermal store (renewable energy)

- Combi boiler: solar preheating
- Heating only boiler: solar controller input

Most compact

12, 18, 24 kW:	400 x 255 x 580 mm
28, 35 kW:	450 x 288 x 666 mm

Flexible in use

Thanks to IPX5D standard and its compact dimensions, it's possible to install in nearly all room conditions, such as kitchen cupboards, bathroom, utility room, heating room, balcony (in-wall kit).

Modulation 1:8

Capacity adapts to required heat of 4 to 28 kW and 5 to 35 kW.

Daikin eye

Monitor the operating status of your combi boiler with the Daikin Eye.

Unique interface

- Stylish interface appeals to all end-users
- State-of-the-art technology meets user-friendly design
- The side details and convex front panel deliver an integrated view

High modulation rate

The opportunity to adjust the burner power ensures the seamless and continuous operation of the device. Smooth functioning of the system means increased comfort, a low risk for system failure and the ability to neutralise harmful substance emissions that may occur during ignition. Modulation is also automatically provided by the electronic control.

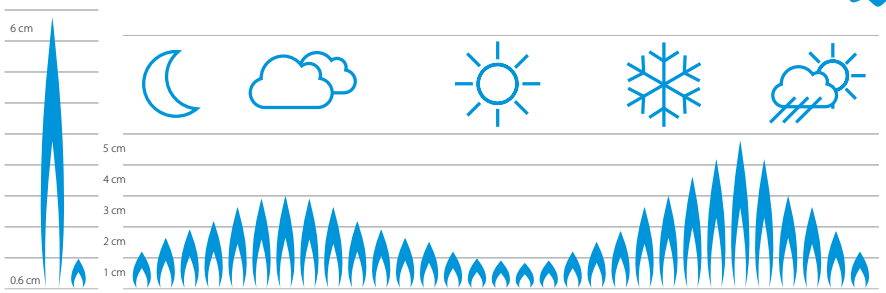

Lambda Gx: automatic gas adaptation system

With the Lambda GX, the correct combination of air and gas is regulated to achieve efficient combustion, which leads to higher cost savings and less installation and adjustment effort. With Lambda Gx, you have the advantage that you need no other parts like a gas cover to change from natural gas (NG) to liquid gas (LPG).

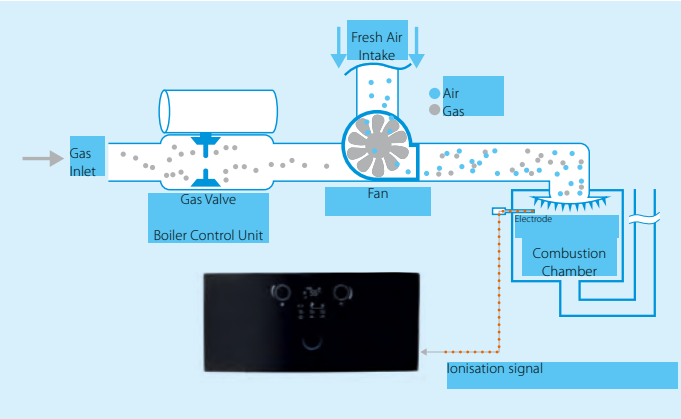

Daikin Eye

You can monitor the operating status of your combi boiler with the Daikin Eye.

Blue

When the Daikin Eye indicates a blue colour, it means the boiler is functioning properly. The Daikin Eye will flash on and off when it's running on stand by mode.

Red

When the Daikin Eye indicates a red colour, it means the boiler is out of commission and requires a maintenance check.

Product features

Flue Adapter 60/100
- Factory mounted
- Compatible with top adapters/elbows of different flue gas manufacturers
- With measurement holes for air and flue gas

Heat Exchanger
- Daikin design
- Material: Aluminium
- Modulation:
  12-18-24 kW (1:4 - 1:6 - 1:8)
  28-35 kW (1:4 - 1:7)

Expansion Vessel
- Integrated
- 12-18-24 kW: 8 liters
  28-35 kW: 10 liters

Gas Valve
- Less maintenance needed
- Automatic gas adaptive system
- No additional parts/tools for changing from NG to LPG

Domestic Hot Water Plate Heat Exchanger
Increased number of plates to provide faster hot water production at high efficiency including warm start function.

Pump & Return Hydroblock
- Includes filter and flow restrictor
- Air vent, drain tap and Internal bypass
- Low energy pump

Fan
- Wide modulation range
- Low noise

Small gas condensing combi boiler

Heating only: 12-18 kW
Combi: 24 kW

Combi: 28-35 kW

Occupies only
0.06 m³

DESIGN AWARD 2018

reddot award 2018
winner

Easy installation & maintenance

The small and lightweight combi boiler guarantees fast installation, minimal maintenance and a flexible system to adapt to various rooms.

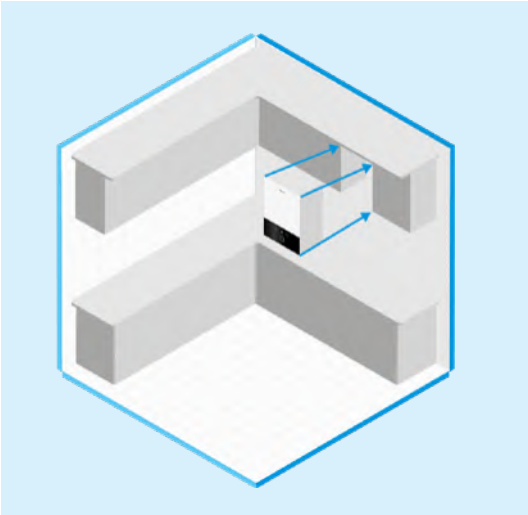

High energy class

Energy Class A adheres to European ERP Standards.

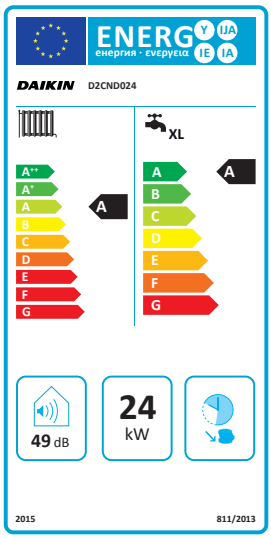

Silence

Sound power: 49 db(A): The sound power is the sound level heard when you are close to the unit. The sound level is similar to a dishwasher operating in an adjacent room.

Sound Pressure: 39 db(A): The sound pressure is the sound level heard when you are standing 1 meter from the unit. The sound level is akin to the quiet environment of a library.

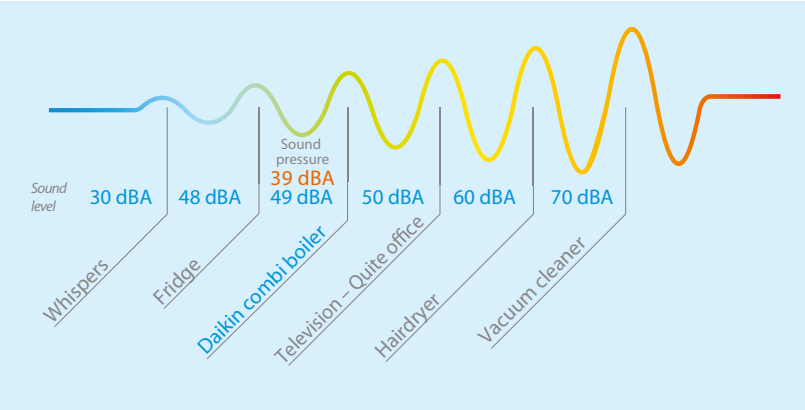

Best for your home with compact dimensions

Capacity
T-Model: 12-18-24-28-35 kW.
C-Model: 24-28-35 kW.

Modulation
The device can drop down to 3 kW with a modulation ratio of 1:8. This ensures minimal energy is consumed during start/stop operations.

Full condensation
Latent heat from the flue gas is obtained and added to the system, leading to both increased efficiency and energy savings.

Comfort mode
The DK combi boiler is designed to provide optimal comfort levels.

Electrical Protection
Safe combi boiler with a protection class of IP5D.

Efficiency
Achieves up to 109% efficiency with full condensation.

Frequency controlled pump
The frequency control monitors power consumption to boost efficiency and save energy.

Quiet
Delivers a very low sound level that reflects the new EU standards.

Thermo regulation
The device runs the system based on data obtained from the outside temperature sensor and room thermostat.

Compact size
Measuring only 0.06 m^3, this slim, state-of-the-art design combines power with aesthetics.

High energy class
Efficiency class according to EU Ecodesign Lot1 (A).

Lambda Gx system
Superior combustion technology delivers unparalleled efficiency and energy savings.

Premix combustion
Achieves an efficient combustion process by creating the perfect combination of air and gas before it reaches the burner.

Lcd display
Eye-catching and user-friendly design.

Double heat exchanger
The device uses a Daikin-specific main exchanger equipped with in-house technology and a stainless steel domestic water exchanger.

Easy maintenance
Details in design allows for easy maintenance.

Onecta App
Control your indoor unit from any location via app (optional LAN adapter).

Daikin Altherma 3 C Gas

Supremely compact gas condensing boiler **providing heating and hot water**

- Very compact unit and flexible in use: possible to install in nearly all room conditions (inside the house as well as outside) thanks to freeze protection for water piping
- Easy to service: all parts are accessible by only removing the front panel
- High heating efficiency up to 108%
- High modulating range 1:8 : the capacity is adapted based on the required heat load of the house from 3 to 24 kW and 5 to 35 kW
- Combine it with solar heating for even better energy efficiency
- C-model: The combi model means that the boiler has a plate heat exchanger to provide instant domestic hot water
- T-model (tank): The tank model means that the boiler does not have a plate heat exchanger. Domestic hot water is provided by an external storage tank heated by the boiler
- A1 model means that the filling loop is internal
- A4 model means that the filling loop is external

D2CND

A A 80 °C

More details and final information can be found by scanning or clicking the QR codes.

D2CND-A1A D2CND-A4A EJHA-AV3

Indoor unit				D2	TND012A4A	TND018A4A	TND024A4A	TND028A4A	TND035A4A	CND024A1A	CND028A4A	CND035A1A
Central heating	Heat input Qn (net calorific value)	Nom	Min/Max	kW	2.9/11.2	2.9/17.0	2.9/23.5	4.8/27	4.8/34	2.9/23.5	4.8/27	4.8/34
	Heat input Qn (gross calorific value)	Nom	Min/Max	kW	3.2/12.4	3.2/18.9	3.2/26.1	5.3/30	5.3/37.8	3.2/26.1	5.3/30	5.3/37.8
	Output Pn at 80/60 °C	Min/Nom		kW	2.8/10.9	2.8/16.6	2.8/22.8	4.6/26.3	4.6/33.2	2.8/22.8	4.6/26.3	4.6/33.2
	Output Pnc at 50/30 °C	Min/Nom		kW	3.1/12.0	3.1/18.0	3.1/24.0	5.2/28.2	5.2/35	3.1/24.0	5.2/28.2	5.2/35
	Water pressure (PMS)	Max		bar	3							
	Water temperature	Max		°C	100							
	Efficiency	Net calorific value		%	98.6	98.2	97.9	98.2		97.9	-	-
	Operation range	Min/Max		°C	30/80							
	Piping connections				19 (3/4") Male							
Domestic hot water	Heat input (net calorific value) Qnw	Nom	Min/Max	kW	2.9/11.2	2.9/17.0	2.9/23.5	4.8/29.5	4.8/34	2.9/23.5	4.8/29.5	4.8/34
	Heat input (gross calorific value) Qnw	Nom	Min/Max	kW	3.2/12.4	3.2/18.1	3.2/26.1	5.3/32.7	5.3/37.7	3.2/26.1	5.3/32.7	5.3/37.7
	Domestic hot water threshold			L/min	-			2.5		2.0	2.5	
	Temperature	Factory setting		°C	50							
	Operation range	Min/Max		°C	35/60							
Piping connections				mm	19 (3/4") Male							
Connection diameter for heat flow and return				mm	12.7 (1/2") Male							
Gas	Connection diameter			mm								
	Gas connection diameter			mm	19 (3/4") Male							
	Consumption (G20)		Min/Max	m^3/h	0.31/1.18	0.31/1.80	0.31/2.48	0.511/2.89	0.511/3.63	0.31/2.48	0.511/2.89	0.511/3.63
	Consumption (G25)		Min/Max	m^3/h	0.36/1.38	0.36/2.09	0.36/2.89	0.59/3.32	0.59/4.19	0.36/2.89	0.59/3.32	0.59/4.19
	Consumption (G31)		Min/Max	m^3/h	0.12/0.46	0.12/0.69		0.2/1.1	0.2/1.38	0.12/0.96	0.2/1.1	0.2/1.38
Supply air	Connection			mm	100							
	Concentric				1							
Flue gas	Connection			mm	60							
Space heating	General	ηs (Seasonal space heating efficiency)		%	96			93		96	93	
		Seasonal space heating eff. class			A							
Domestic hot water heating	General	Declared load profile			-					XL		
		ηwh (water heating efficiency)		%	-					84		83
		Water heating energy efficiency class			-					A		
Casing	Colour				Titanium White (Ral9003)							
	Material				Sheet metal			Powder painted galvanised steel plate		Sheet metal	Powder painted galvanised steel plate	
Dimensions	Unit	Height x Width x Depth	Casing	mm	590 x 400 x 256			690 x 440 x 295		590 x 400 x 256	690 x 440 x 295	
Weight	Unit	Empty		kg	27			36		27	37	
Power supply	Phase/Frequency/Voltage			Hz/V	1~/50/230			1~/50/230			1~/50/230	
Electrical power consumption	Max.			W	86			92	112	86	92	112
	Standby			W	3.5			2.7		3.5	2.7	

Options

Category		Description	Material Nr
Controllers		Outdoor sensor	150042
		Solar Temperature Sensor	DRSLRTESENSAA
		Daikin OT+ room thermostat	DOTROOMTHEAA
		Communication gateway	DRGATEWAYAA
System control - Cascade		Cascade Controller (E8.5064 V1)	DRCASCACONTAA
		Zone Controller (E8.1124)	DRZONECCONTAA
		CoCo OT-CAN Adapter	DRCOCOADPTRAA
		Lago CAN BUS room thermostat	DRCBROOMTHEAA
		Flow temperature sensor (Cascade)	DRFLWTESENSAA
		Outdoor temperature sensor (Cascade)	DRODRTESENSAA
		Storage Tank Temperature Sensor (Cascade)	DRSTKTESENSAA
Flue gas		Connector Elbow PP 60/100 + MP(0 mm)	DRMEEA60100BA
		Twin Box Adapter 80/80 + MP(0 mm)	DRDECOP8080BA
		Vert. Conn. 60/100-80/125 + MP(0 mm)	DRDECO80125BA
Mechanical		Cover plate (12-18-24 kW)	DRCOVERPLATAA
		Cover plate (28-35 kW)	DRCOVERPLA2AA
		Antifreezing set	DRANTIFREEZAB
Valve kit		Valve Kit C1 - 90° valves	DRVALVEKIC1AA
		Valve Kit C2 - 90° valves	DRVALVEKIC2AA
		Valve Kit T1 - 90° valves	DRVALVEKIT1AA
		Valve Kit T2 - 90° valves	DRVALVEKIT2AA
Pump Groups & Other		Seperator for mud and magnetit	SAS1 156021
		Seperator for mud and magnetit	IT.DEFANG-TP
		Seperator for mud and magnetit	IT-DEFANG-OT
		Unmixed Pump Group	DRUPUMPGRUPAA
		Mixed Pump Group	DRMPUMPGURPAA
For service		Service box	DRSERVCBOX1AA - 5020177

Daikin Altherma 3 C Gas (D2CNL)

Base model - Wall mounted gas condensing boiler

The new gas condensing boiler D2CNL-A1A integrates what is essential: neat design, ease of use and installation to provide heating and hot water.

Neat design

The product enjoys the black and white design DNA introduced with the third generation of Daikin Altherma products. Its dimensions and weight make it one of the most compact product of its category.

All-in-one comfort

The product provides space heating and instantaneous domestic hot water without tank, both with an A energy label.

A

As simple as A+B

The product is really simple to control via its interface. It is also very easy to install and service since all parts are available from the front.

Daikin Altherma 3 C Gas

Supremely compact gas condensing wall mounted boiler **providing heating and hot water**

- Easy to service: all parts are accessible by only removing the front panel
- Very compact unit and flexible in use: possible to install in nearly all room conditions (inside the house as well as outside) thanks to freeze protection for water piping

D2CNL-A1A

More details and final information can be found by scanning or clicking the QR codes.

D2CNL-A1A

A A 80 °C

Indoor unit				D2	CNL024A1A
Central heating	Heat input Qn (net calorific value)	Nom	Min/Max	kW	4.0 /23.5
	Heat input Qn (gross calorific value)	Nom	Min/Max	kW	4.4 /26.1
	Output Pn at 80/60°C	Min/Nom		kW	3.8 /22.8
	Output Pnc at 50/30°C	Min/Nom		kW	4.4 /24.0
	Water pressure (PMS)	Max		bar	3
	Water temperature	Max		°C	100
	Operation range	Min/Max		°C	30 /80
Domestic hot water	Heat input (net calorific value) Qnw	Nom	Min/Max	kW	4.0 /25.5
	Heat input (gross calorific value) Qnw	Nom	Min/Max	kW	4.4 /28.3
	Domestic hot water threshold			L/min	2.3
	Temperature	Factory setting		°C	50
	Operation range	Min/Max		°C	35 /60
Gas	Consumption (G20)	Min/Max		m^3/h	0.40 /2.50
Supply air	Connection			mm	100
	Concentric				Yes
Flue gas	Connection			mm	60
Space heating	General	Seasonal space heating efficiency class			A
		ηs (Seasonal space heating efficiency)		%	93
Domestic hot water heating	General	Declared load profile			XL
		Water heating energy efficiency class			A
		ηwh (water heating efficiency		%	87
Casing	Colour				Titanium White (Ral9003)
	Material				Powder painted galvanised steel plate
Dimensions	Unit	HxWxD	Casing	mm	590 x 400 x256
Weight	Unit	Empty		kg	27
Power supply	Phase/Frequency/Voltage			Hz/V	1~/50 /230
Electrical power consumption	Max.			W	100
	Standby			W	3

Category		Description	Material Nr
Valve Kit		Valve Kit for Combi Boiler	DRVALVEKIC1AA
Wall Rack		Wall Rack for small boilers	DRWALLRACK1AA
Cover Plate		Bottom cover plate	DRCOVERPLATAA
Flue Gas		Connector Elbow PP 60/100	DRMEEA60100BA
		Twin Box Adapter 80/80	DRDECOP8080BA
		Vert. Conn. 60/100-80/125	DRDECO80125BA

Daikin Altherma C Gas W

High efficiency gas condensing boiler **for heating and hot water**

- High efficiency gas condensing boiler
- Top efficiency gas condensing boiler thanks to labyrinth fin heat exhanger for improved heat exchange
- Low running costs for both heating and hot water thanks to new dual heat exchanger
- Maximum heating comfort and domestic hot water when it is most needed
- Quick, easy and compact installation thanks to our optional pre-assembled B-pack, containing all auxiliary components

A A 90 °C

More details and final information can be found by scanning or clicking the QR codes.

EHOB-AH EHOBG-A EKOMB-AH EKOMBG-A

Indoor unit				EHOB	G12A	G18A	12AH	18AH	42AH
Central heating	Heat input Qn (net calorific value)	Nom	Min/Max	kW	3.8/12.5	5.6/18.7	3.5/11.8	5.6/18.7	7.8/42.5
	Heat input Qn (gross calorific value)	Nom	Min/Max	kW	4.2/13.9	6.2/20.8	3.9/13.1	6.2/20.8	8.7/47.2
	Output Pn at 80/60 °C	Min/Nom		kW	-/12.2	-/18.2	3.4/11.5	5.4/17.8	7.7/40.9
	Output Pnc at 50/30 °C	Min/Nom		kW	-/-		3.8/12.0	5.9/18.7	8.5/42.2
	Water pressure (PMS)	Max		bar	3				
	Water temperature	Max		°C	90				
	Operation range	Min/Max		°C	30/90				
Gas	Connection	Diameter		mm	15				
	Consumption (G20)	Min/Max		m^3/h	0.36/1.30	0.58/1.94	0.36/1.22	0.55/1.94	0.81/4.41
	Consumption (G25)	Min/Max		m^3/h	0.42/1.50	0.67/2.25	0.42/1.42	0.64/2.25	0.94/5.10
	Consumption (G31)	Min/Max		m^3/h	0.14/0.49	0.22/0.74	0.14/0.47	0.21/0.74	0.31/1.68
Supply air	Concentric				60/100				
Flue gas	Connection			mm	60				
Space heating	General	ηs (Seasonal space heating efficiency)		%	92			91	
		Seasonal space heating eff. class			A				
Casing	Colour				White - RAL9010				
	Material				Precoated sheet metal				
Dimensions	Unit	Height x Width x Depth	Casing	mm	590 x 450 x 240				710 x 450 x 240
Weight	Unit	Empty		kg	30				36
Power supply	Phase/Frequency/Voltage			Hz/V	1/50/230				
Electrical power consumption	Max.			W	80				135
	Standby			W	2				4

Indoor unit				EKOMB	22AH	28AH	33AH	G22A	G28A	G33A
Central heating	Heat input Qn (net calorific value)	Nom	Min/Max	kW	5.6/18.7	7.1/23.7	7.2/27.3	5.5/23.3	7.1/29.1	7.6/32.7
	Heat input Qn (gross calorific value)	Nom	Min/Max	kW	6.2/20.8	7.9/26.3	8.0/30.3	6.1/25.9	7.9/32.3	8.4/36.3
	Output Pn at 80/60 °C	Min/Nom		kW	-/17.8	-/22.8	-/26.3	-/22.7	-/28.4	-/32.1
	Water pressure (PMS)	Max		bar	3					
	Water temperature	Max		°C	90					
Domestic hot water	Heat input (net calorific value) Qnw	Nom	Min/Max	kW	5.6/22.1	7.1/28.0	7.2/32.7	5.5/23.3	7.1/29.1	7.6/32.7
	Heat input (gross calorific value) Qnw	Nom	Min/Max	kW	6.2/24.6	7.9/31.1	8.0/36.3	6.1/25.9	7.9/32.3	8.4/36.3
	Domestic hot water threshold			L/min	2.0			-		2.0
	Temperature	Factory setting		°C	60					
	Operation range	Min/Max		°C	40/65					
Gas	Connection	Diameter		mm	15					
	Consumption (G20)	Min/Max		m^3/h	0.58/2.29	0.74/2.91	0.75/3.39	0.58/2.42	0.74/3.02	0.79/3.39
	Consumption (G25)	Min/Max		m^3/h	0.67/2.65	0.85/3.26	0.86/3.93	0.62/2.82	0.84/3.46	0.89/3.92
	Consumption (G31)	Min/Max		m^3/h	0.22/0.87	0.28/1.11	0.28/1.29	0.21/0.94	0.29/1.19	0.30/1.29
Supply air	Concentric				60/100					
Flue gas	Connection			mm	60					
Space heating	General	ηs (Seasonal space heating efficiency)		%	91	92	93	91	92	93
		Seasonal space heating eff. class			A					
Domestic hot water heating	General	Declared load profile			L	XL		L	XL	
		ηwh (water heating efficiency)		%	78	81		90	83	84
		Water heating energy efficiency class			A					
Casing	Colour				White - RAL9010					
	Material				Precoated sheet metal					
Dimensions	Unit	Height x Width x Depth	Casing	mm	590 x 450 x 240	650 x 450 x 240	710 x 450 x 240	590 x 450 x 240	650 x 450 x 240	710 x 450 x 240
Weight	Unit	Empty		kg	30	33	36	30	33	36
Power supply	Phase/Frequency/Voltage			Hz/V	1~/50/230					
Electrical power consumption	Max.			W	80					
	Standby			W	2					

(1) Setpoint 40 °C (2) Setpoint 60 °C

Options

	Type	Material name	Condensing boilers							
			EKOMB*					EHOB*		
			Combi 22kW TOP Grade	Combi 22kW HIGH Grade	Combi 28kW TOP Grade	Combi 28kW HIGH Grade	Combi 33kW	H/O 12kW	H/O 18 kW	H/O 42kW
Controllers	Rf-wlan converter	EKRFLAN1A	•	•	•	•	•	•	•	•
	Dongle set	EKDS1A	•	•	•	•	•	•	•	•
Installation	Cover plate 35	EKCP1A	•	•	•	•	•	•	•	•
	Solar water heater connection set	EKSH1A	•	•	•	•	•	•	•	•
Sensor	Outdoor sensor	EKOSK1A	•	•	•	•	•	•	•	•
Valve	Valve kit (IT, ES, CZ, GR, PL, PT)	EKVK4A	•	•	•	•	•	•	•	•
	Valve kit (DE)	EKVK5A						•	•	
	Valve kit (DE)	EKVK6A	•	•	•	•	•			
	Valve kit 3-way	EK3WV1A	•	•	•	•	•	•	•	•
B-pack	B-pack for combi (IT, ES, CZ, GR, PL, PT)	EKFJS1A	•	•				•	•	
	B-pack for combi (IT, ES, CZ, GR, PL, PT)	EKFJM1A			•	•				
	B-pack for combi (IT, ES, CZ, GR, PL, PT)	EKFJL1A					•			•
	B-pack for combi (FR, BE)	EKFJS2A	•	•						
	B-pack for combi (FR, BE)	EKFJM2A			•	•				
	B-pack for combi (FR, BE)	EKFJL2A					•			•
	B-pack for combi (UK)	EKFJS3A	•	•						
	B-pack for combi (UK)	EKFJM3A			•	•				
	B-pack for combi (UK)	EKFJL3A					•			
	B-pack for combi (DE)	EKFJS4A						•	•	
	B-pack for combi (DE)	EKFJS6A	•	•						
	B-pack for combi (DE)	EKFJM6A			•	•				
	B-pack for combi (DE)	EKFJL6A					•			
Propane set		EKHY075787	•							
		EKPS075867				•	•			•
		EKPS075877	•							
		EKPS075917						•		
Conversion set		EKPS076197						•		
		EKPS076207	•						•	
		EKPS076217		•	•				•	
		EKPS076227		•			•			•
Flue gas	Flue gas non return flap (flue gas cascade)	EKFGF1A	•	•	•	•	•	•	•	•
	Horizontal straight flue terminal (low profile) (UK)	EKFGP1A	•		•		•			
Others	Concentric connection (Ø 80/125)	EKHY090717								
	Eccentric connection (Ø 80)	EKHY090707								
	Adaptor set concentric 60/100	EKAS1A	•	•	•	•	•			

Flue-gas evacuation system

Hybrid heat pump

Daikin Altherma R/H Hybrid

Wall mounted gas condensing boilers

Daikin Altherma C Gas W
Daikin Altherma 3 C Gas W

Overview of Daikin Altherma C Gas W and Daikin Altherma R/H Hybrid

Your guarantee of proper operation, especially in terms of the noise level of our heat generators, depends on the use of our own brand of flue-gas evacuation systems. All our condensing gas- and oil-fired boilers are optimized and adjusted for this use.

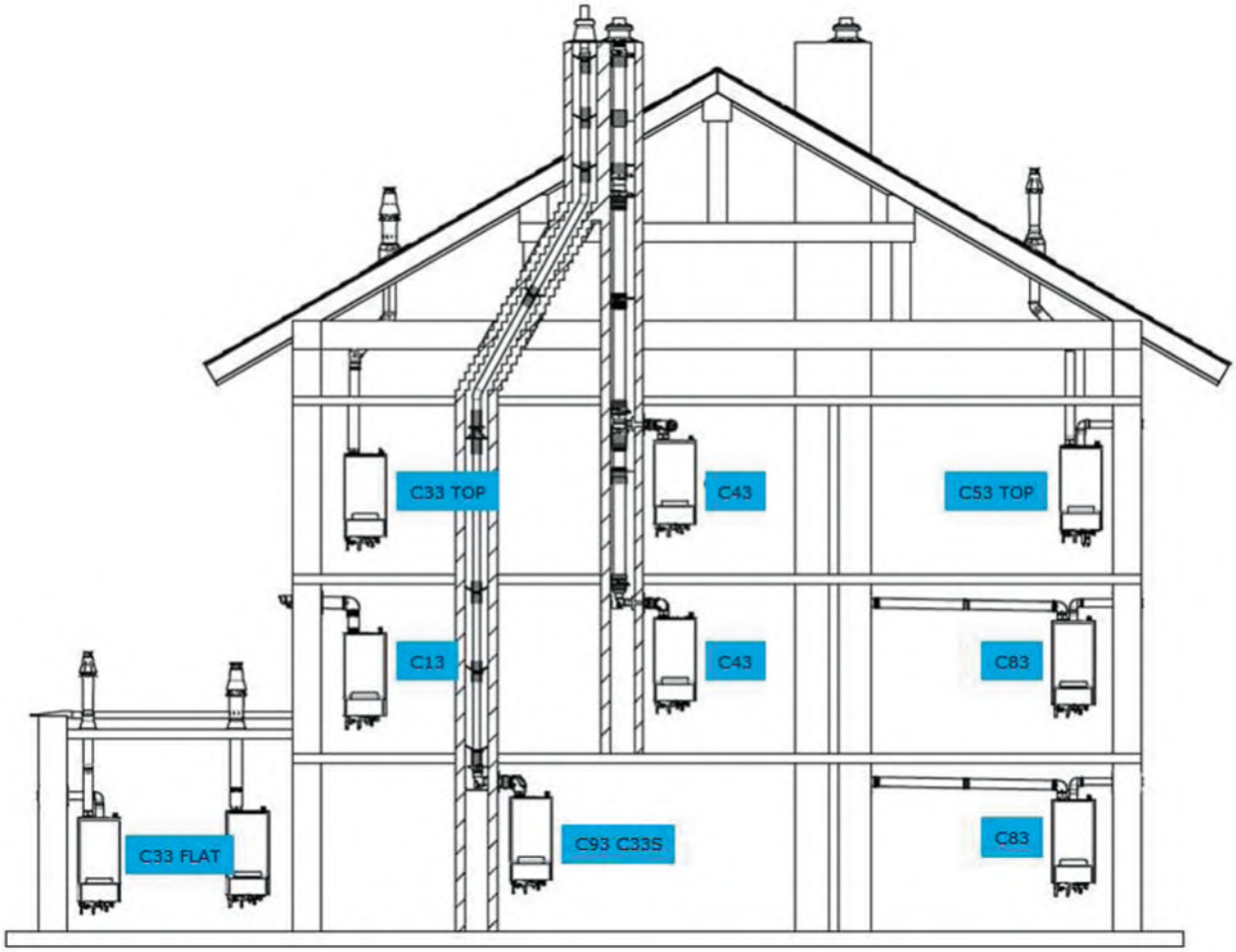

1-8 Variants for Daikin Altherma C Gas W and Daikin Altherma R/H Hybrid
CA Air (combustion) inlet
FG Flue gas
RV Ventilation

B_{xx} Type CEN/TR1749:2009 for operation dependent on ambient air
C_{xx} Type CEN/TR1749:2009 for suction operation

a Variant for suction connection (flue gas/concentric air inlet)
b Variant for partial suction connection (flue gas/separated air inlet)
c Variant for connection dependent on ambient air
d Ventilated vertical flue ducts with fire-resistance duration of 90 minutes (30 minutes for low-rise buildings). Respect the locally applicable standards!
e Ventilation opening (1 x 150 cm^2 or 2 x 75 cm^2)
f Ventilation (150 cm^2)

› All flue-gas ducts approved for condensing operation can be installed – an adapter may be needed
› Requirements according to EN 14471: Temperature class T 120, pressure class P1, condensate consistence class W, corrosion-resistance class 2

Selection tool

You can determine the optimal solution for your projects using the software for selecting smoke-evacuation accessories.

You can specify suitable flue-gas accessories (obligatory and necessary), depending on the products selected and the installation configurations.

You can also opt to make your selection online using our tool at **http://fluegas.daikin.eu**

Overview of Daikin Altherma C Gas W and Daikin Altherma R/H Hybrid

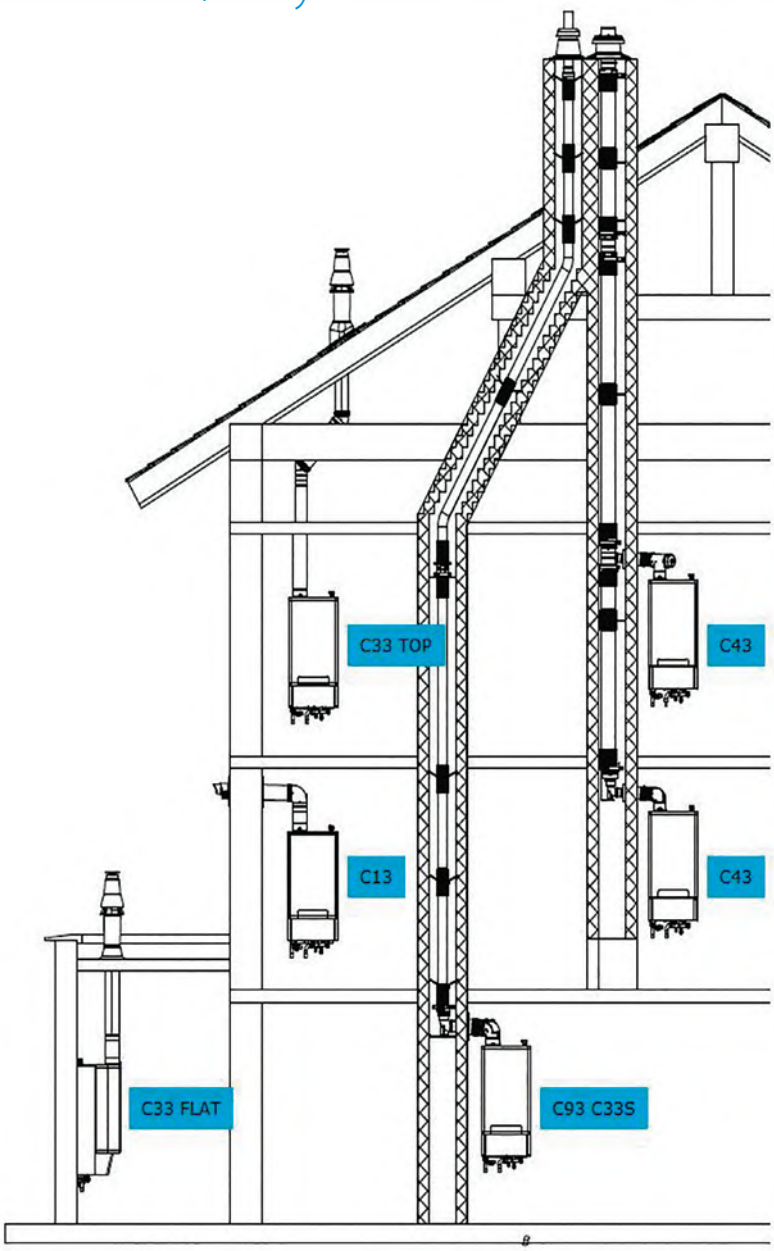

Selection tool

You can determine the optimal solution for your projects using the software for selecting smoke-evacuation accessories.

You can specify suitable flue-gas accessories (obligatory and necessary), depending on the products selected and the installation configurations.

You can also opt to make your selection online using our tool at **http://fluegas.daikin.eu**

Overview of Daikin Altherma 3 C Gas W

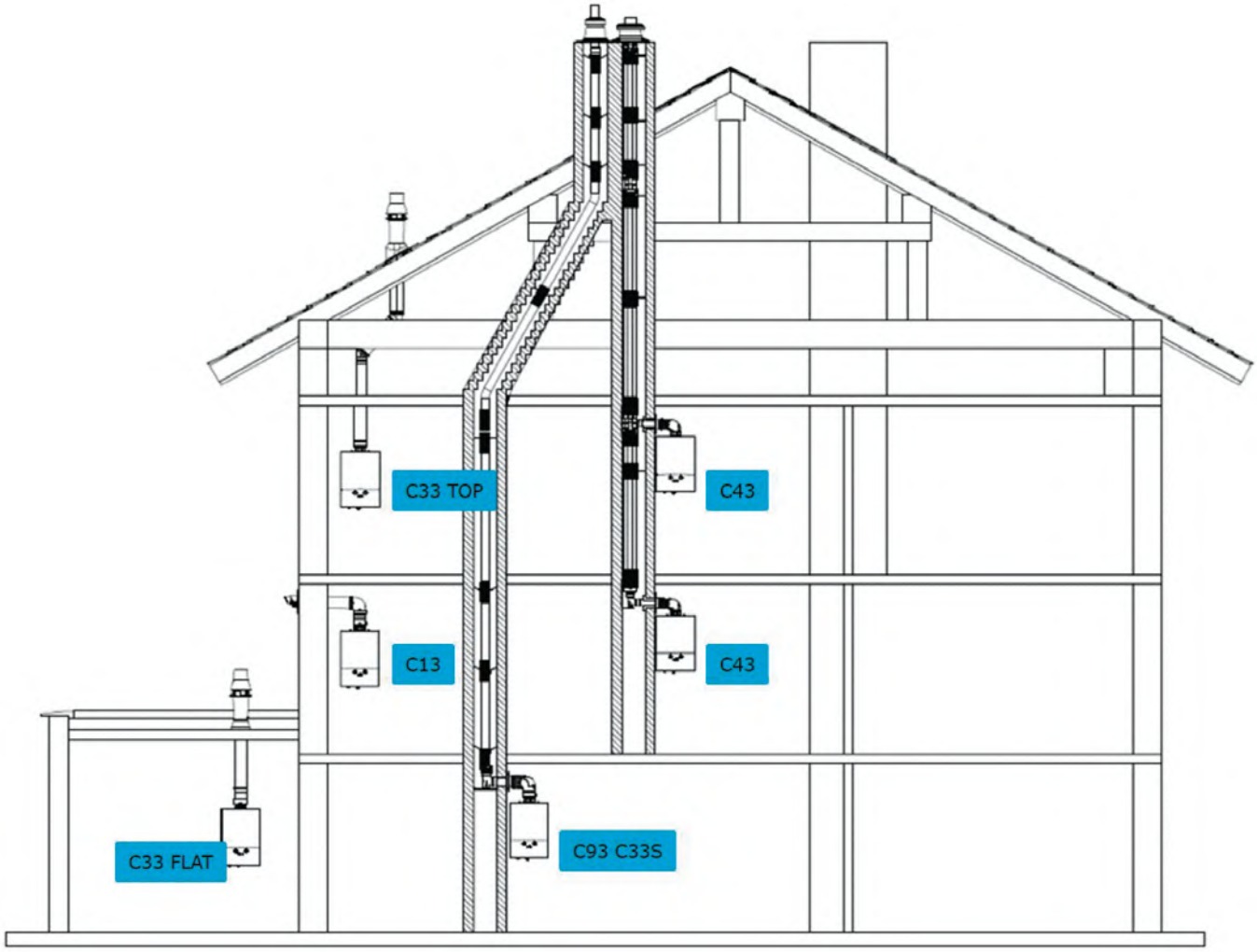

Selection tool

You can determine the optimal solution for your projects using the software for selecting smoke-evacuation accessories.

You can specify suitable flue-gas accessories (obligatory and necessary), depending on the products selected and the installation configurations.

You can also opt to make your selection online using our tool at **http://fluegas.daikin.eu**

Tanks

Thermal stores and tanks 222

Thermal stores and tanks

Hot water heating installation solutions

Why choose a Daikin Altherma ST thermal store or domestic hot water tank?

Whether you only need hot water or you want to combine your hot water with solar systems, we offer you the best solutions to the highest levels of comfort, energy efficiency and reliability.

Thermal store

Stainless steel tank

Domestic hot water tanks

Stainless steel tanks

Comfort

- EKHTS-AC: available in 200 and 260 L in stainless steel
- EKHWS(U)-B: available in 150, 200 and 300 litres in stainless steel
- EKHWS-B: available for 400V applications
- EKHWS(U)-D: available in 150, 180, 200, 250 and 300 litres in stainless steel

Efficiency

- High-quality insulation keeps heat loss to a minimum
- Efficient temperature heating: from 10 °C to 50 °C in only 60 minutes
- Available as an integrated solution or separate tank

Reliability

- At necessary intervals, the unit can heat up water up to 60 °C to prevent the risk of bacteria growth

The ECH$_2$O thermal store range

ECH$_2$O thermal store: additional hot water comfort

Combine your monobloc with a thermal store to achieve the ultimate comfort at home.

- Fresh water principle: receive domestic hot water on demand while eliminating the risk of contamination and sedimentation
- Optimal domestic hot water performance: the low temperature evolution enables high tapping performance
- Fit for the future: possibility to integrate with renewable solar energy and other heat sources, e.g. fireplace
- Lightweight and robust build of the unit combined with the cascade principle offers flexible installation options

Built for small and large homes, customers can choose between a pressureless and a pressurised hot water system.

Efficiency

- Fit for the future: maximise renewable energy sources
- Intelligent Heat Storage Management: ensures continuous heating during defrost mode, and uses stored heat for space heating
- High-quality insulation keeps heat loss to a minimum

Reliability

- Maintenance-free tank: no corrosion, anode, scale or lime deposits, and no water loss through the safety valve

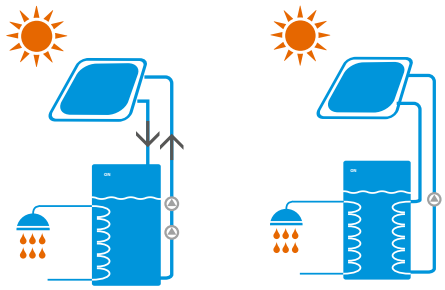

Drain-back solar system

Pressurised solar system

Pressureless (drain-back) solar system

- The solar collectors are only filled with water when sufficient heating is provided by the sun
- The pumps in the control and pump unit switch on briefly and fill the collectors with storage tank water
- After filling, water circulation is maintained by the remaining pump

Pressurised solar system

- System is filled with heat transfer fluid with the correct amount of antifreeze to avoid freezing in winter
- System is pressurised and sealed

Monthly energy consumption of an average detached house

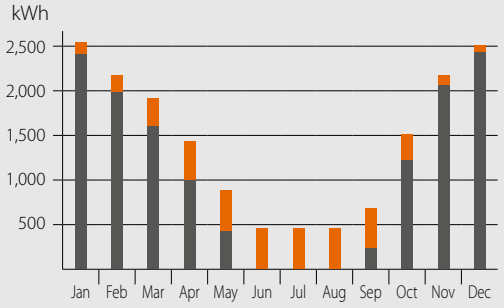

- Utilisation of solar energy for domestic hot water and central heating
- Heat pump (environmental heat)
- Auxiliary energy (electricity)

System diagram: Integrated solar unit

1 Use of solar energy for domestic hot water and central heating
2 External heat pump unit
3 Solar thermal collectors
4 Solar pump station

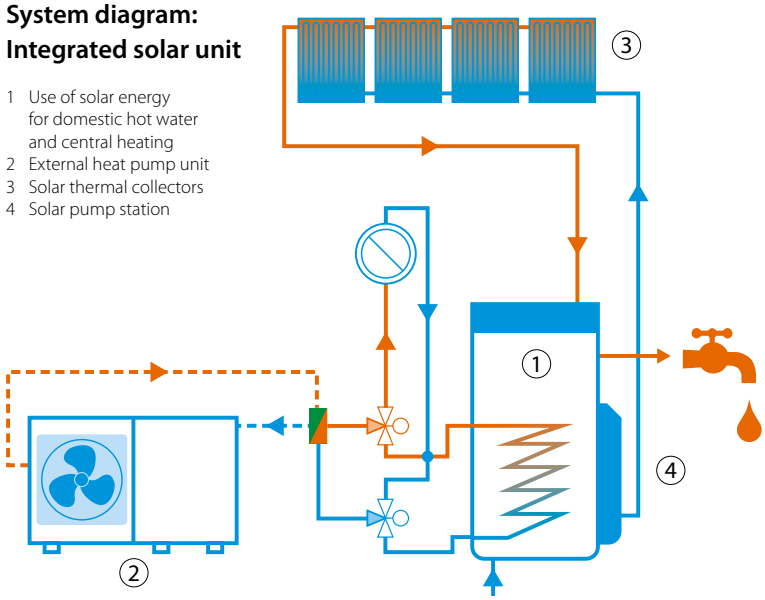

Daikin Altherma ST Thermal store

Plastic domestic **hot water tank with solar support**

- The thermal store EKHWP* is designed to work with Daikin Altherma heat pumps
- Fresh water principle: receive domestic hot water on demand while eliminating the risk of contamination and sedimentation
- Optimal domestic hot water performance: the low temperature evolution enables high tapping performance
- Fit for the future: possibility to integrate with renewable solar energy and other heat sources, e.g. fireplace
- Lightweight and robust build of the unit combined with the cascade principle offers flexible installation options
- Available in 300 and 500 liters

B

85 °C

More details and final information can be found by scanning or clicking the QR codes.

EKHWP-B

EKHWP-PB

Accessory			EKHWP	300B	500B	300PB	500PB	54419B
Casing	Colour			Traffic white (RAL9016) / Dark grey (RAL7011)				
	Material			Impact resistant polypropylene				
Dimensions	Unit	Width	mm	595	790	595	790	
		Depth	mm	615	790	615	790	
		Height	mm	1,646	1,658	1,646	1,658	
Weight	Unit	Empty	kg	53	76	56	82	71
Tank	Water volume		L	294	477	294	477	
	Material			Polypropylene				
	Maximum water temperature		°C	85				
	Insulation	Heat loss	kWh/24h	1.5	1.7	1.5	1.7	
	Energy efficiency class			B				
	Standing heat loss		W	64	72	64	72	
	Storage volume		L	290	393	290	393	
Heat exchanger	Domestic hot water	Quantity		1				
		Tube material		Stainless steel (DIN 1.4404)				
		Face area	m^2	5.6	5.8	5.6	5.9	5.8
		Internal coil volume	L	27.8	28.9	27.8	29	28.9
		Operating pressure	bar	6				
	Charging	Quantity		1				
		Tube material		Stainless steel (DIN 1.4404)				
		Face area	m^2	2.66	3.7	2.66	3.7	1.95
		Internal coil volume	L	12.9	18.1	12.9	18.1	10
		Operating pressure	bar	3				
	Auxiliary solar heating	Tube material		-	Stainless steel (DIN 1.4404)	-	Stainless steel (DIN 1.4404)	
		Face area	m^2	-	0.76	-	0.76	
		Internal coil volume	L	-	3.9	-	3.9	
		Operating pressure	bar	-	3	-	3	

Daikin Altherma ST Thermal store

Plastic domestic **hot water tank with solar support**

- The thermal store EKHWC* is designed to work with a gas/oil boiler
- The thermal store EKHWD* is designed to work with boilers as well as with Daikin Altherma High Temperature
- Fresh water principle: receive domestic hot water on demand while eliminating the risk of contamination and sedimentation
- Optimal domestic hot water performance: the low temperature evolution enables high tapping performance
- Fit for the future: possibility to integrate with renewable solar energy and other heat sources, e.g. fireplace
- Lightweight and robust build of the unit combined with the cascade principle offers flexible installation options
- Available in 300 or 500 liters

B

85 °C

More details and final information can be found by scanning or clicking the QR codes.

EKHWDH-B EKHWDB-B EKHWC-B EKHWCH-B EKHWCB-B

Accessory				EKHWDH 500B	EKHWDB 500B	EKHWCH 300B	EKHWCH 300PB	EKHWC 500B	EKHWCH 500B	EKHWCH 500PB	EKHWCB 500B	EKHWCB 500PB
Casing	Colour			Traffic white (RAL9016) / Dark grey (RAL7011)								
	Material			Impact resistant polypropylene								
Dimensions	Unit	Width	mm	790		595		790				
		Depth	mm	790		615		790				
Weight	Unit	Empty	kg	73	76	51	53	69	74	79	80	86
Tank	Water volume		L	477		294		477				
	Material			Polypropylene								
	Maximum water temperature		°C	85								
	Insulation	Heat loss	kWh/24h	1.7		1.5		1.7				
	Energy efficiency class			B								
	Standing heat loss		W	72		64		72				
	Storage volume		L	477		294		477				
Heat exchanger	Domestic hot water	Quantity		1								
		Tube material		Stainless steel (DIN 1.4404)								
		Face area	m^2	4.900		3.800		4.900				
		Internal coil volume	L	23.8		18.6		23.8			25.8	
		Operating pressure	bar	6								
		Average specific thermal output	W/K	2,580		1,890		2,450			2,580	
	Charging	Quantity		1				-	1			
		Tube material		Stainless steel (DIN 1.4404)				-	Stainless steel (DIN 1.4404)			
		Face area	m^2	2				-	2			
		Internal coil volume	L	11		9		-	9			
		Operating pressure	bar	3				-	3			
		Average specific thermal output	W/K	1,030		920		-	1,030			
	Auxiliary solar heating	Tube material		-				Stainless steel (DIN 1.4404)				
		Face area	m^2	-				1				
		Internal coil volume	L	-				4				
		Operating pressure	bar	-				3				
		Average specific thermal output	W/K	-				350				

Domestic hot water tank

Stainless steel domestic **hot water** tank

- EKHTS-AC: available in 200 and 260 L in stainless steel
- EKHWS(U)-B: available in 150, 200 and 300 litres in stainless steel
- EKHWS-B: available for 400V applications
- EKHWS(U)-D: available in 150, 180, 200, 250 and 300 litres in stainless steel

C 85 °C | B 75 °C | B 75 °C

More details and final information can be found by scanning or clicking the QR codes.

EKHTS-AC | EKHWS-BA | EKHWS-D

Accessory				EKHTS	200AC	260AC
Casing	Colour				Metallic grey	
	Material				Galvanised steel (precoated sheet metal)	
Dimensions	Unit	Height	Integrated on indoor unit	mm	2,010	2,285
		Width		mm	600	
		Depth		mm	695	
		Height		mm	1,470	1,745
Weight	Unit	Empty		kg	70	78
Tank	Water volume			L	200	260
	Material				Stainless steel (EN 1.4521)	
	Maximum water temperature			°C	75	
	Insulation	Heat loss		kWh/24h	12.0	15.0
	Energy efficiency class				B	
	Standing heat loss			W	50	63
	Storage volume			L	200	260
Heat exchanger	Quantity				1	
	Tube material				Duplex steel (EN 1.4162)	
	Face area			m^2	1.560	
	Internal coil volume			L	7.5	

Accessory			EKHWS	(U)150BA3V3	(U)200BA3V3	(U)300BA3V3	200BA3Z2	300BA3Z2
Casing	Colour			Neutral white				
	Material			Epoxy-coated mild steel				
Dimensions	Unit	Width	mm	580				
		Depth	mm	580				
		Height	mm	900	1,150	1,600	1,150	1,600
Weight	Unit	Empty	kg	37	45	59	45	59
Tank	Water volume		L	150	200	285	200	285
	Material			Stainless steel (DIN 1.4521)				
	Maximum water temperature		°C	85				
	Insulation	Heat loss	kWh/24h	1.55	1.77	2.19	1.77	2.19
	Energy efficiency class			C				
	Standing heat loss		W	65	74	91	74	91
	Storage volume		L	150	200	285	200	285
Heat exchanger	Quantity			1				
	Tube material			Duplex steel LDX 2101				
Booster heater	Capacity		kW	3				
Power supply	Phase/Frequency/Voltage		Hz/V	1~/50/230			2~/50/400	

Accessory				EKHWS(U)	150D3V3	180D3V3	200D3V3	250D3V3	300D3V3
Casing	Colour				Neutral white				
	Material				Epoxy coated steel / Epoxy-coated mild steel				
Dimensions	Unit	Height	Tank	mm	1,000	1,164	1,264	1,535	1,745
Weight	Unit	Empty		kg	45	50	53	58	63
Tank	Water volume			L	145	174	192	242	292
	Material				Stainless steel (EN 1.4521)				
	Maximum water temperature			°C	75				
	Insulation	Heat loss		kWh/24h	1.1	1.2	1.3	1.4	1.6
	Energy efficiency class				B				
	Standing heat loss			W	45	50	55	60	68
	Storage volume			L	145	174	192	242	292
Heat exchanger	Domestic hot water	Quantity			1				
		Tube material			Stainless steel (EN 1.4521)				
		Face area		m^2	1.050	1.400	1.800		
		Internal coil volume		L	4.9	6.5	8.2		
		Operating pressure		bar	10				
Booster heater	Capacity			kW	3				
Power supply	Phase/Frequency/Voltage			Hz/V	1~/50/230				

Controllers

Wired remote controller 228
Individual room controllers 232
NEW Onecta App 234

Controls

With Daikin controllers, you're in full control of your Daikin heat pump. The wired controller range features easy-to-use thermostats to control the temperature of different rooms. The intuitive Daikin apps offer even more features to help schedule and manage the energy consumption of your units.

Onecta App

Requires WLAN Module (BRP069A71), WLAN cartridge (BRP069A78) or LAN Adapters (BRP069A61/2)

Wired remote controller

Madoka

Wired digital thermostat

EKWCTRDI1V3

Wired analog thermostat

EKWCTRAN1V3

Combination table

			BRC1HHDW/S/K	EKRUCB*	EKRUHML*	EKRUAHTB	EHS157034	DOTROOMTHEAA
Daikin Altherma 3 H HT (F/W)	14-16-18 kW	EPRA14-18D + ETV/B*-E	•					
Daikin Altherma 3 H HT ECH2O	14-16-18 kW	EPRA14-18E + ETS*-D					•	
Daikin Altherma 3 H MT (F/W)	8-10-12 kW	EPRA08-12E + ETV/B*-E	•					
Daikin Altherma 3 H MT (ECH2O)	8-10-12 kW	EPRA08-12E + ETS*-E	•					
Daikin Altherma 3 R (F/W)	4-6-8kW	ERGA-E + EHV/B*-E	•					
Daikin Altherma 3 R ECH2O	4-6-8kW	ERGA-E + EHS*-D3					•	
Daikin Altherma 3 R (F/W)	11-14-16 kW	ERLA-D + EBV/B*-D	•					
Daikin Altherma 3 R ECH2O	11-14-16 kW	ERLA-D + EBS*-D	•					
Daikin Altherma 3 H (F/W)	11-14-16 kW	EPGA-D + EAV/B*-D	•					
Daikin Altherma R (F/W)	11-14-16 kW	ER(H/L)Q-C + EHV/B*-B		•				
Daikin Altherma R ECH2O	11-14-16 kW	ER(H/L)Q-C + EHS*-B					•	
Daikin Altherma R HT	11-14-16 kW	EKHBRD-ADV/Y17 + ER(R/S)Q-AV/Y1				•		
Daikin Altherma 3 M	11-14-16 kW	E(B/D)LA-D	•					
Daikin Altherma M	5-7 kW	EBLQ-CV3		•				
Daikin Altherma R Hybrid	5-8 kW	EVLQ-CV3		•				
Daikin Altherma H Hybrid	4 kW	EJHA-AV3			•			
Daikin Altherma 3 GEO	6-10 kW	EGSA(H/X)-D9W	•					
Daikin Altherma GEO	10 kW	EGSQH-A9W		•				
Daikin Altherma 3 C Gas W	12-35 kW	D2CND-A1A/A4A						•
Daikin Altherma C Gas ECH2O	15-28 kW	D2UGB/GC-A					•	

User-friendly wired remote controller with premium design

Madoka. The beauty of simplicity

Madoka

Black
RAL 9005 (matt)
BRC1HHDK

White
RAL9003 (glossy)
BRC1HHDW

Silver
RAL 9006 (metallic)
BRC1HHDS

Madoka combines refinement and simplicity

› Sleek and elegant design
› Intuitive touch-button control
› Three colours to match any interior
› Compact: measures only 85 x 85 mm

Easy update via Bluetooth

It is strongly recommended to make sure that the user interface is up to date. To update the software or check if updates are available, all you need is a mobile device and the Madoka Assistant app. The app is available on Google Play and in the App Store.

GET IT ON Google Play

Available on the App Store

Award-winning design

Madoka received an IF Design Award and Reddot Product Design Award for its innovative design. These awards represent two of the most prestigious and largest design competitions in the world.

reddot award 2018
winner

DESIGN AWARD 2018

Wired remote controller

For Daikin Altherma 3 heat pumps

A new generation of user interfaces: redesigned and intuitive

Intuitive control with a premium design

The smooth curves of the Madoka controller offer a sleek, refined shape which is distinguished by its striking blue circular display. Presenting a clear visual reference with large, easy-to-read numbers, the controller features are accessed through three touch buttons, which combine intuitive control with easy adjustability for an enhanced user experience.

Three colours to match any interior design

Whatever your interior design, Madoka will fit in. Silver will stand out in any home decor, while Black is a perfect match for darker, stylish interiors. White offers a sleek, modern look.

Easily set operation parameters

Setting and finetuning your controller is simple and helps you attain higher energy savings and more comfort. The system enables you to select the space operation mode (heating, cooling or automatic), set the desired room temperature and control the domestic hot water temperature.

Wired remote control for heating

EKRUCB[1)]

Control

- Manage space heating, cooling, domestic hot water and booster mode
- User-friendly remote control with contemporary design
- Easy to use with direct access to all main functions

Comfort

- An additional user interface can be configured to include a room thermostat in the space
- Easy commissioning: intuitive interface for advanced menu settings

General features

Several languages available depending on the model, including English, German, Dutch, Spanish, Italian, French, Greek, Russian, etc.

Applicable Daikin units

- Daikin Altherma R (F/W)
- Daikin Altherma M
- Daikin Altherma R Hybrid
- Daikin Altherma GEO

1) Only in combination with EKRTETS.





System controller for Daikin Altherma

EKRUAHTB

Control

Reduce installation time
- Program all installation settings on a laptop computer and simply upload them to the controller during commissioning
- Reuse similar settings for related installations

Improve service diagnostics and maintenance
- The controller records the time, date and nature of the last 20 error occurrences

Comfort

Maximise comfort with stable room temperatures
- Raise or lower water temperature based on the actual room temperature
- Manage energy consumption
- The intuitive display shows the output and input energy of the unit to provide consumption transparency

General features

Weather-dependent floating set point
When the floating set point function is enabled, the set point for the leaving water temperature will be dependent on the outside ambient air temperature. At low outside ambient air temperatures, the leaving water temperature will increase to satisfy the rising heat requirement of the building. At warmer temperatures, the leaving water temperature will decrease to save energy.

Applicable Daikin units

- Daikin Altherma R HT
- Daikin Altherma R Flex Type HT

				BRC1HHDAK/W/S	EKRUCB[1)]	EKRUHML[1)]	EKRUAHTB	EKWCTRDI1V3	EKWCTRAN1V3
Casing	Colour			Black/White/Silver	White	White	-	-	-
	Operation LED	Colour		Blue status indicator	Green	Green	-	-	-
Dimensions	Unit	Height	mm	85	120	120	-	86	86
		Width	mm	85	120	120	-	86	86
		Depth	mm	25	12	12	-	31	29
	Packed unit	Height	mm	50	-	-	-	-	-
		Width	mm	217	-	-	-	-	-
		Depth	mm	161	-	-	-	-	-
Weight	Unit		kg	0.110	-	-	-	-	-
	Packed unit		kg	0.317	-	-	-	-	-
Packing	Material			Cardboard	-	-	-	-	-
	Weight		kg	0.0850	-	-	-	-	-
LCD	Type			100 x 150 dots	-	-	-	-	-
	Dimensions	Height	mm	40.7	46	46	-	-	-
		Width	mm	28.0	72	72	-	-	-
	Back light	Colour		White	White	White	-	-	-
Ambient temperature	Operation	Min.	°C	-10	-	-	-	-	-
		Max.	°C	50	-	-	-	-	-
	Storage	Min.	°C	-20	-	-	-	-	-
		Max.	°C	70	-	-	-	-	-
	Relative humidity		%	95	-	-	-	-	-
Backup for power failure				Yes (the clock wil keep functioning for period not exceeding 48 hours)	-	-	-	-	-
Control systems	Class of temperature control			VI	VI	VI	VI	-	-
	Contribution to seasonal space heating efficiency		%	4.0	4.0	4.0	4.0	-	-
Wiring connections	Type of wires			Sheathed vinyl cord or cable	-	-	-	-	-
	Size		mm^2	0.75, 1.25	-	-	-	-	-
	For connection with indoor	Quantity		2	-	-	-	-	-
		Remark		P1-P2 wired connection from indoor unit	-	-	-	-	-
	Wiring length	Max.	m	500	500	500	-	-	-

Individual room controllers

For the temperature adjustment of heating and cooling systems

General features

- Improve the energy efficiency of the home
- Universally deployable and scalable
- Easy and intuitive installation, operation and maintenance
- Cost-effective and convenient for the end-user

System components

Base station
EKWUFHTA1V3
The Daikin Wired Base Station is the central connection unit of a room-by-room temperature control for the surface temperature adjustment of heating and cooling systems.

Wired analog thermostat
EKWCTRAN1V3
An optimum price-performance ratio is offered for rooms where only temperature control is desired, without the comfort function of the display variant.

Wired digital thermostat
EKWCTRDI1V3
The desired room temperature can be set comfortably via a rotary control with rotary-push action and soft ratchet. The well-structured and language-neutral symbols of the display clearly indicate all settings.

Valve actuator
EKWCVATR1V3
The Daikin Valve Actuator is a thermoelectric valve drive used to open and close valves on heating circuit distributors of concealed heating and cooling systems.

Comfort

With the help of an electronic room-by-room control system, users can regulate the temperature individually in each room. In addition to the warmth output of the actual heating surfaces, the room temperature control system also takes all other heat sources into account, such as sunshine, warmth from lights or people, and other sources of warmth, such as a fireplace or a tiled stove. On the basis of a continuous comparison of the target and current temperatures, the room temperature control system opens and closes the individual heating circuits by way of electrical valve actuators.

Applicable Daikin units

Combinable with all Daikin Altherma units.

Cloud connectivity only

Whether the customers are home or remote, they will be able to control their Daikin unit via the Onecta App. The app is always reachable via the cloud to ensure the best comfort in space heating, cooling and domestic hot water.
How does it work?

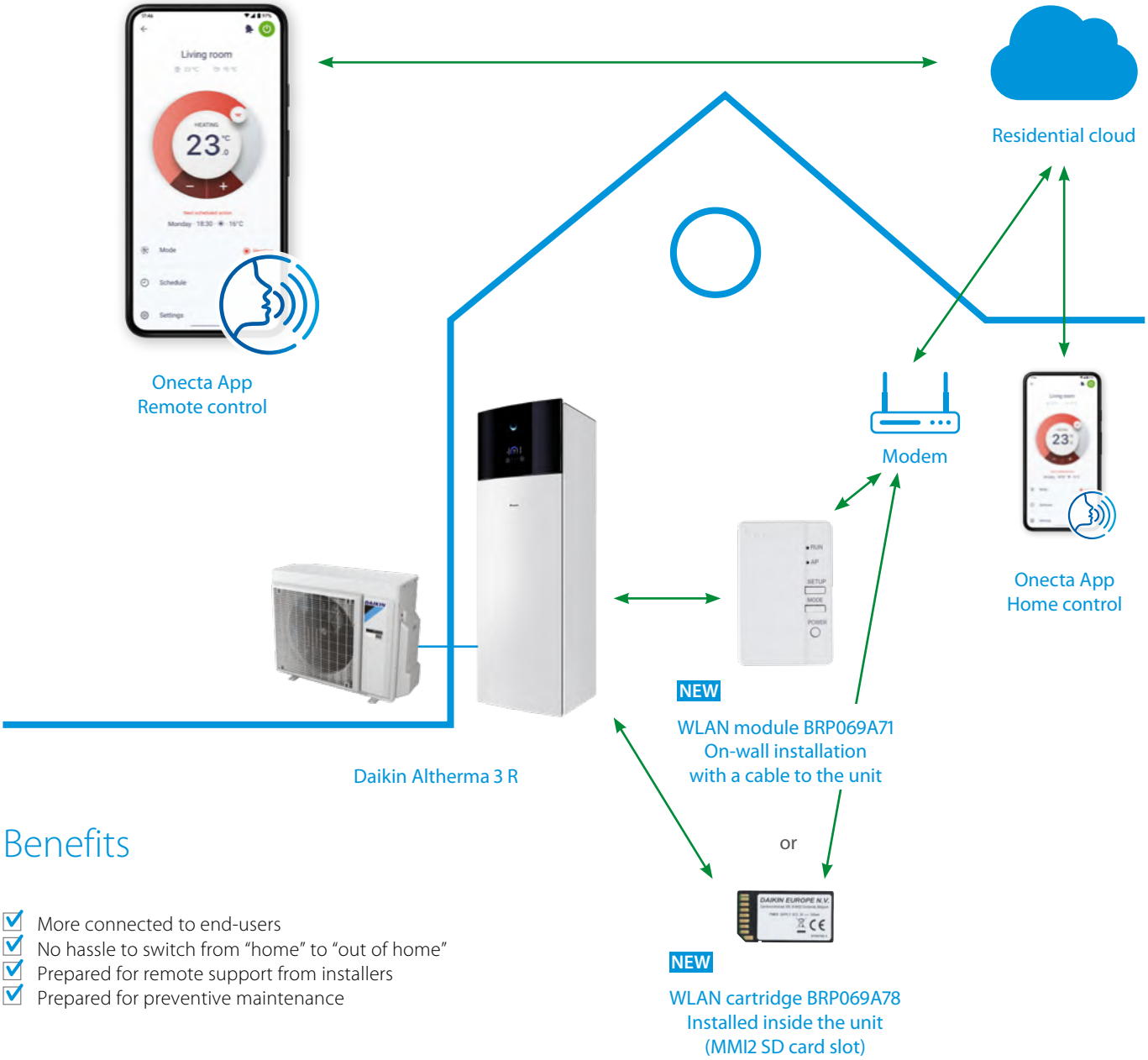

Benefits

- ☑ More connected to end-users
- ☑ No hassle to switch from "home" to "out of home"
- ☑ Prepared for remote support from installers
- ☑ Prepared for preventive maintenance

Onecta App

Now available with voice control

The Onecta App is for those who live their life on the go and who want to manage their heating system from their smartphone.

NEW

Voice control

To provide users with even more comfort and ease, the Onecta App now offers voice control. This hands-free feature cuts down on clicks to manage units faster than ever before.

Cross-functional and multilingual, voice control pairs well with any smart device, including Google Assistant and Amazon Alexa.

works with the Google Assistant

amazon alexa

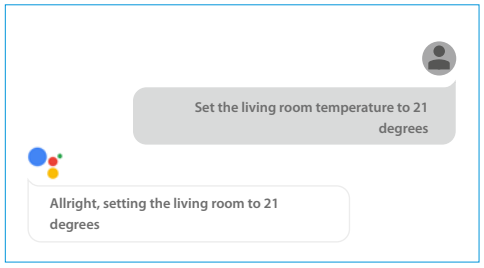

Example of using the voice control via Google Assistant

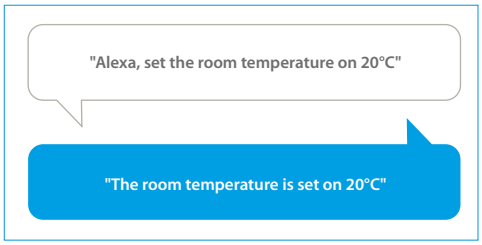

Example of using the voice control via Amazon Alexa

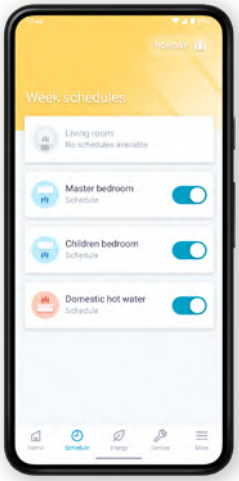

Schedule

Set up a programme outlining when the system should operate, and create up to six actions per day.

- ☑ Schedule room temperature and operation mode
- ☑ Enable holiday mode to save costs

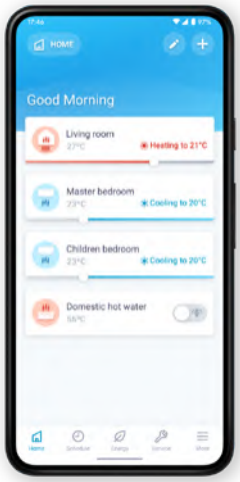

Control

Customise the system to fit your lifestyle and year-round comfort levels.

- ☑ Change room and domestic hot water temperature
- ☑ Turn on powerful mode to boost hot water production

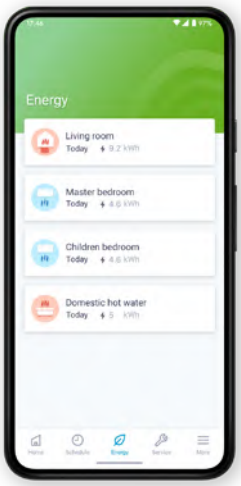

Monitor

Receive a thorough overview of how the system is performing and how much energy it consumes.

- ☑ Check the status of the heating system
- ☑ Access energy consumption graphs (day, week, month)

Function availability depends on the system type, configuration and operation mode.
The app functionality is only available if both the Daikin system and the app have a reliable internet connection.

Available on the App Store | GET IT ON Google Play

Scan the QR code to download the app now

DAIKIN

DAIKIN
DAIKIN

Heat emitters

Daikin Altherma HPC floor standing	240
Daikin Altherma HPC wall mounted	242
Daikin Altherma HPC concealed	243
Daikin Altherma UFH	248

What is

a heat pump convector?

Daikin Altherma HPC provides both cooling and heating. The system is compatible with underfloor piping and radiators in a multi-zoning installation, or can replace radiators in combination with low temperature heat pumps. The unit is suited for use in bedrooms and living rooms thanks to its silent operation.

How does it work?

The way a heat pump convector works is similar to a radiator, as both use convection to heat a room. A radiator creates convection by running water through its pipes. With a heat pump convector, the convection process is faster because there is a small fan behind it, speeding up the heating cycle.

A heat pump convector creates the same room temperature as a traditional radiator, but with lower water temperatures inside the radiator, which in the long run contributes to direct energy savings for end users.

› Optimized for newly built houses.
› Can be set at low water temperature (35 °C) which makes it ideal for heat pump applications.

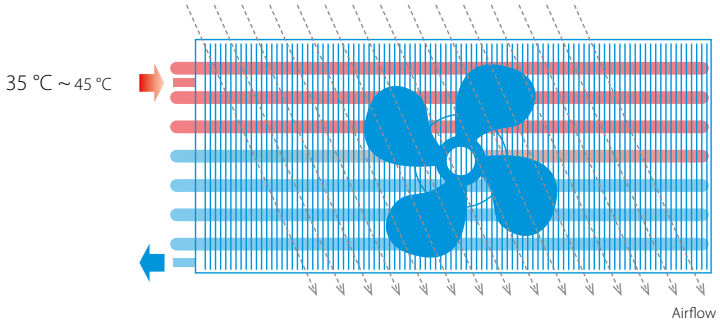

Modulated airflow

When there is less heating demand, the unit modulates its airflow to slow down the fan rate, and in the process, lowers the operational sound. A standard ON/OFF fan running simultaneously at full speed can increase sound pressure.

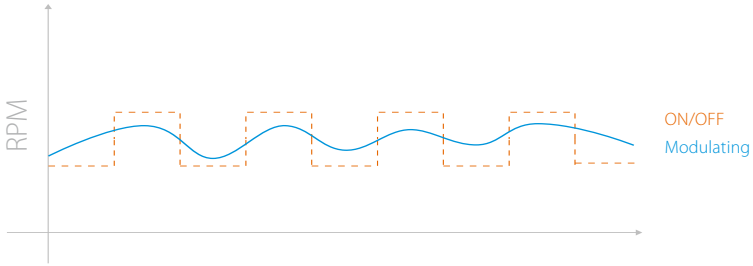

DC Inverter

Daikin Altherma HPC uses the latest technologies to consume less electricity down to 3W of standby power input.

Natural symbiosis

with heat pumps

By running on low temperature, Daikin Altherma heat pump convectors naturally fit with Daikin heat pumps. The heat pump convector range is made of 3 models:

1. Floor standing model with indoor air quality control (optional)
2. Wall mounted model with remote control
3. Concealed model hidden in the ceiling or wall

Daikin Altherma HPC Floor standing model



The floor standing heat pump convector impresses with its low sound operations, and its slim design that received the RedDot Award 2020. Next to heating and cooling, the unit can also provide indoor air quality control.

Why Indoor Air Quality Matters

Indoor Air Quality (IAQ) refers to the air quality in a building or structure, breathed in every day by the building's occupants.

When planning new residential buildings, schools, offices or light commercial buildings, many things must be considered. Besides structural factors, there are also the topics of heating, cooling and something often neglected: indoor air quality.

Did you know that the indoor air we breathe, whether at home, at the office, or in a hotel room could in fact be much more polluted than the air outside?

› 90% of our lives is spent indoors
› Indoor air quality can be 2 to 5 times worse than outdoor air quality because of pollutants, such as pollen, bacteria, etc.

How does Daikin Altherma HPC ensure a healthy and comfortable indoor air quality?

When a pollutant level of indoor air is reached, the IAQ sensor opens a damper, which allows fresh air to come in. The incoming fresh air is immediately heated or cooled (depending on the demand) by the heat pump convector. In this way the indoor air remains of good quality while comfort is ensured.



Slim design

reddot winner 2020

The floor standing Daikin Altherma HPC has a depth of only 135 mm that fits any house or apartment. Its optimised design was rewarded with the Reddot Design Award 2020.

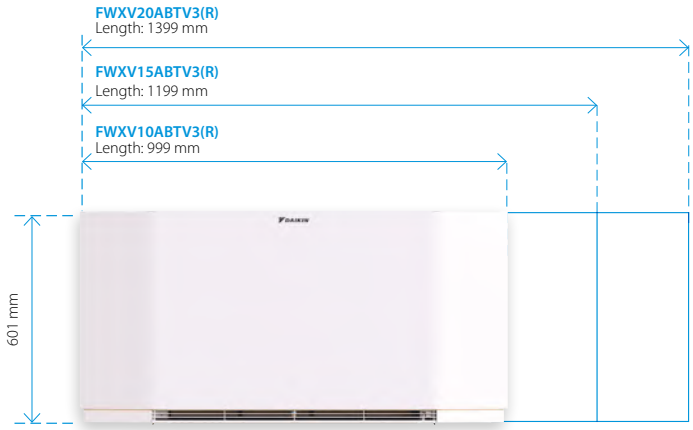

Fast and high capacity

The Daikin Altherma HPC combines the advantages of residential underfloor heating and radiators. It delivers high-capacity heating or cooling faster and can be set at ultra-low temperatures (35/30 °C regime).

Discreet

As the unit reaches its set point, a continuous modulating fan gradually reduces its speed and creates less noise. For the wall mounted and concealed units, the sound pressure measures 25dB(A) at 1m when the fan is on low-speed setting. Even lower sound pressure in super-silent mode (night mode).

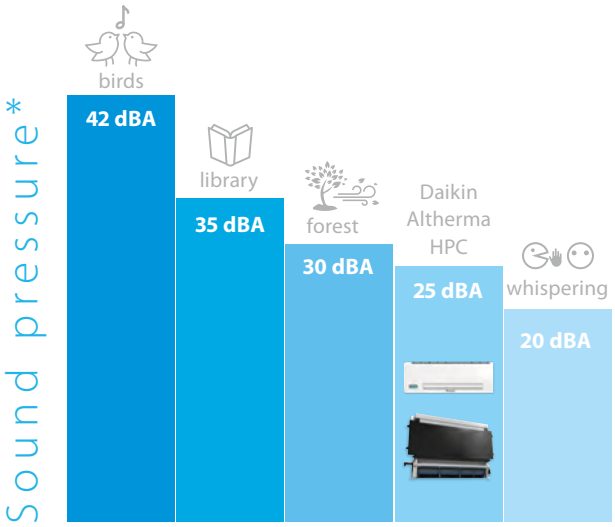

*at 1 meter

Controls

Daikin offers a wide variety of controllers that are functional and have a great design.

EKRTCTRL1

- Built-in controller
- Fully modulating
- Multicolor display

EKRTCTRL2

- Built-in controller
- 4 speed settings

EKWHCTRL1

- Wall controller
- Fully modulating
- In combination with EKWHCTRL0

EKPCBO

- Built-in controller
- ON/OFF
- In combination with external thermostats

EKWHCTRL1A

- Wall controller
- Fully modulating
- In combination with EKWHCTRL0
- Includes indoor air quality sensor

Wall-mounted model

Thanks to its slim design, our wall-mounted unit blends in with your interior discreetly while helping you save valuable floor space.

Slim design

Daikin Altherma HPC is a compact unit made of a design metal casing including all valves.

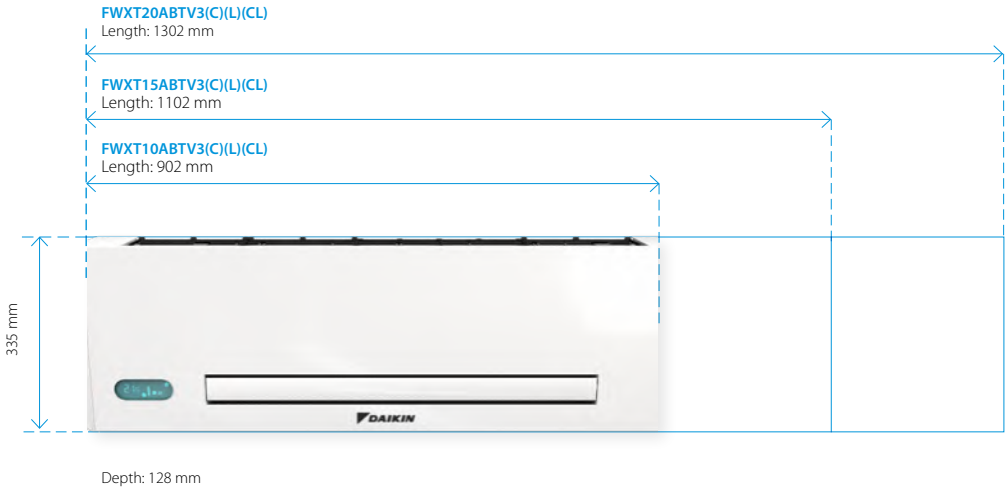

Controls

Choice of:

› Fully modulating controller allowing for remote control of the unit.
› Infrared remote controller and on-board touch panel.

EKWHCTRL1

› Wall controller
› Fully modulating
› For models FWXT-ABTV3(L)

Infrared remote controller

› Remote
› Fully modulating
› For models FWXT-ABTV3C(L)

Compactness

1 Slim depth

The depth of 128 mm is an outstanding technical achievement that ensures a perfect fit in any home.

2 More space for valves

Ease of installation: the space for hydraulic valves is wide and easily accessible.

3 Modulated airflow

When there is less heating demand, the unit modulates its airflow to slow down the fan rate, and in the process, lowers the operational sound.

Concealed model

Forget about your heating or cooling installation altogether: our concealed model vanishes into the wall or ceiling for visual comfort while preserving its unique heating and cooling capabilities.

Slim design



Blue dimensions are for the front cover.

Controls

EKWHCTRL1

- Wall controller
- Fully modulating
- In combination with EKWHCTRL0

Flexible installation

Daikin Altherma HPC can be installed in four different ways, allowing you to install it in almost all conditions. The unit can be positioned horizontally or vertically. For horizontal, in-ceiling installation, three different possibilities are offered:

- Horizontal cover panel and vertical grille for air outlet
- Horizontal intake grille and vertical grille for air outlet
- Horizontal intake and outlet grilles



Indoor unit					FWXV10ABTV3(R)	FWXV15ABTV3(R)	FWXV20ABTV3(R)
Cooling capacity at 7/12 °C	Min.			kW	0.78	1.10	1.13
	Med.			kW	1.11	1.65	1.98
	Max.			kW	1.62	2.64	2.99
Sensible cooling capacity at 7/12 °C	Min.			kW	0.58	0.82	0.85
	Med.			kW	0.71	1.15	1.55
	Max.			kW	1.25	1.91	2.33
Heating capacity at 45/40 °C	Min.			kW	0.87	1.12	1.11
	Med.			kW	1.27	1.83	2.32
	Max.			kW	1.96	2.86	3.50
Power input	Min.			W	6	7	8
	Med.			W	10	13	15
	Max.			W	19	25	31
Fan speed	Min.			RPM	720		
	Med.			RPM	1,220		
	Max.			RPM	1,700		
Casing	Colour				White, RAL 9003		
	Material				Metal sheet		
Dimensions	Unit	Height		mm	601		
		Width		mm	999	1,199	1,399
		Depth		mm	135		
	Packed unit	Height		mm	690		
		Width		mm	1,230	1,430	1,630
		Depth		mm	210		
Weight	Unit			kg	20	23	26
	Packed unit			kg	21	24	27
Packing	Material				Carton		
	Weight			kg	1		
Heat exchanger	Quantity				1		
	Internal coil volume			l	0.80	1.13	1.46
		Max Operating pressure		bar	10		
Water circuit	Piping connections diameter			inch	3/4" male		
	Piping material				Copper		
	Heating - Water pressure drop at 45/40 °C	Min.		kPa	7	9	8
		Med.		kPa	8	14	15
		Max.		kPa	11	23	22
	Cooling - Water pressure drop at 7/12 °C	Min.		kPa	7	9	8
		Med.		kPa	8	14	15
		Max.		kPa	11	23	22
	Heating - Water flow rate at 45/40 °C	Min.		kg/h	150	193	191
		Med.		kg/h	218	315	399
		Max.		kg/h	337	492	602
	Cooling - Water flow rate at 7/12 °C	Min.		kg/h	134	189	194
		Med.		kg/h	191	284	341
		Max.		kg/h	279	454	514
	Pressure	Heating/Max.		bar	10		
Sound power level	Min.			dBA	40	42	43
	Med.			dBA	47	49	50
	Max.			dBA	56	57	58
Operation range	Heating	Water side	Min.	°C	30		
			Max.	°C	85		
	Cooling	Water side	Min.	°C	5		
			Max.	°C	18		
	Indoor installation	Ambient	Min.	°CDB	0		
			Max.	°CDB	45		
Control systems	Infrared remote control				no		
	On-board control				yes		
Electrical specifications					**FWXV10ABTV3(R)**	**FWXV15ABTV3(R)**	**FWXV20ABTV3(R)**
Power supply	Phase				1		
	Frequency			Hz	50		
	Voltage			V	230		
Electrical power consumption	Max.			W	19	25	31
	Standby			W	3	4	5
Current	Maximum running current			A	0.15	0.21	0.27

Indoor unit					FWXT10ABTV3(C)(L)(CL)	FWXT15ABTV3(C)(L)(CL)	FWXT20ABTV3(C)(L)(CL)
Cooling capacity at 7/12 °C	Min.			kW	0.49	0.62	0.70
	Med.			kW	0.88	1.08	1.21
	Max.			kW	1.24	1.61	1.94
Sensible cooling capacity at 7/12 °C	Min.			kW	0.37	0.52	0.57
	Med.			kW	0.70	0.86	1.02
	Max.			kW	0.98	1.27	1.52
Heating capacity at 45/40 °C	Min.			kW	0.55	0.79	0.84
	Med.			kW	1	1.36	1.75
	Max.			kW	1.50	2.01	2.41
Power input	Min.			W		5	
	Med.			W	8	9	10
	Max.			W	19	20	29
Fan speed	Min.			RPM		680	
	Med.			RPM		1,100	
	Max.			RPM		1,500	
Casing	Colour					White, RAL 9003	
	Material					Metal sheet	
Dimensions	Unit	Height		mm		335	
		Width		mm	902	1,102	1,302
		Depth		mm		128	
	Packed unit	Height		mm		490	
		Width		mm	1,030	1,230	1,430
		Depth		mm		210	
Weight	Unit			kg	14	16	19
	Packed unit			kg	15	17	20
Packing	Material					Carton	
	Weight			kg		1	
Heat exchanger	Quantity					1	
	Internal coil volume			l	0.80	1.13	1.46
		Max Operating pressure		bar		10	
Water circuit	Piping connections diameter			inch		3/4" male	
	Piping material					Copper	
	Heating - Water pressure drop at 45/40 °C	Min.		kPa	5.10	4.81	6
		Med.		kPa	12	6.30	6.40
		Max.		kPa	16.30	7.20	8.10
	Cooling - Water pressure drop at 7/12 °C	Min.		kPa	4.80	4.70	5.50
		Med.		kPa	10.50	5.60	5.40
		Max.		kPa	11.70	5.05	5.30
	Heating - Water flow rate at 45/40 °C	Min.		kg/h	95	136	144
		Med.		kg/h	172	234	301
		Max.		kg/h	258	346	415
	Cooling - Water flow rate at 7/12 °C	Min.		kg/h	84	107	120
		Med.		kg/h	151	186	208
		Max.		kg/h	213	277	334
	Pressure	Heating/Max.		bar		10	
Sound power level	Min.			dBA	35	36	37
	Med.			dBA	46	47	48
	Max.			dBA	53	54	55
Operation range	Heating	Water side	Min.	°C		30	
			Max.	°C		85	
	Cooling	Water side	Min.	°C		5	
			Max.	°C		18	
	Indoor installation	Ambient	Min.	°CDB		0	
			Max.	°CDB		45	
Control systems	Infrared remote control					yes for -C models	
	On-board control					yes	
Electrical specifications					**FWXT10ABTV3(C)(L)(CL)**	**FWXT15ABTV3(C)(L)(CL)**	**FWXT20ABTV3(C)(L)(CL)**
Power supply	Phase					1	
	Frequency			Hz		50	
	Voltage			V		230	
Electrical power consumption	Max.			W	19	20	29
	Standby			W	3	4	5
Current	Maximum running current			A	0.16	0.18	0.24

Indoor unit					FWXM10ATV3(R)	FWXM15ATV3(R)	FWXM20ATV3(R)
Cooling capacity at 7/12 °C	Min.			kW	0.75	1.15	1.32
	Med.			kW	1.36	2.08	2.39
	Max.			kW	2.12	2.81	3.30
Sensible cooling capacity at 7/12 °C	Min.			kW	0.59	0.83	1.02
	Med.			kW	1.07	1.51	1.84
	Max.			kW	1.72	2.11	2.71
Heating capacity at 45/40 °C	Min.			kW	0.82	1.20	1.47
	Med.			kW	1.53	2.16	2.59
	Max.			kW	2.21	3.02	3.81
Power input	Min.			W	4	6	5
	Med.			W	8	11	11
	Max.			W	19	20	29
Fan speed	Min.			RPM	680		
	Med.			RPM	1,100		
	Max.			RPM	1,500		
Casing	Material				No casing		
Dimensions	Unit	Height		mm	576		
		Width		mm	725	925	1125
		Depth		mm	126		
	Packed unit	Height		mm	690		
		Width		mm	830	1,030	1,230
		Depth		mm	210		
Weight	Unit			kg	12	15	18
	Packed unit			kg	13	16	19
Packing	Material				Carton		
	Weight			kg	1		
Heat exchanger	Quantity				1	1	1
	Internal coil volume			l	0.80	1.13	1.46
		Max Operating pressure		bar	10		
Water circuit	Piping connections diameter			inch	3/4" male		
	Piping material				Copper		
	Heating - Water pressure drop at 45/40 °C	Min.		kPa	1.50	2.70	3
		Med.		kPa	4.30	9.30	8.90
		Max.		kPa	1.90	19.10	21.20
	Cooling - Water pressure drop at 7/12 °C	Min.		kPa	1.90	2.70	2.50
		Med.		kPa	4.30	9.90	8.80
		Max.		kPa	8.20	17.10	18
	Heating - Water flow rate at 45/40 °C	Min.		kg/h	141	206	253
		Med.		kg/h	263	372	445
		Max.		kg/h	380	519	655
	Cooling - Water flow rate at 7/12 °C	Min.		kg/h	129	198	227
		Med.		kg/h	234	358	411
		Max.		kg/h	365	483	568
	Pressure	Heating/Max.		bar	10		
Sound power level	Min.			dBA	35	36	36
	Med.			dBA	45	46	47
	Max.			dBA	53	54	55
Operation range	Heating	Water side	Min.	°C	30		
			Max.	°C	85		
	Cooling	Water side	Min.	°C	5		
			Max.	°C	18		
	Indoor installation	Ambient	Min.	°CDB	0		
			Max.	°CDB	45		
Control systems	Infrared remote control				no		
	On-board control				no		
Electrical specifications					**FWXM10ATV3(R)**	**FWXM15ATV3(R)**	**FWXM20ATV3(R)**
Power supply	Phase				1		
	Frequency			Hz	50		
	Voltage			V	230		
Electrical power consumption	Max.			W	19	20	29
	Standby			W	3	4	5
Current	Maximum running current			A	0.16	0.18	0.26

			FWXV10ABTV3(R)	FWXT10ABTV3(C)(L)(CL)	FWXM10ATV3(R)	FWXM15ATV3(R)	FWXM20ATV3(R)
			FWXV15ABTV3(R)	FWXT15ABTV3(C)(L)(CL)			
			FWXV20ABTV3(R)	FWXT20ABTV3(C)(L)(CL)			
Description	**Picture**	**Material name**					
On-board electronic control SMART TOUCH with PID full modulating fan and thermostat		EKRTCTRL1	Opt				
On-board electronic control SMART TOUCH 4 speeds with thermostat		EKRTCTRL2	Opt				
On-board 4 speeds control switch to be combined with Daikin compatibe thermostats		EKPCBO	Opt		Opt	Opt	Opt
On board 4 speeds control box to be combine with 4 speed thermostats		EKPCB4S	Opt		Opt	Opt	Opt
On board 1-10V control box to be combine with 1-10V thermostats		EKPCB10	Opt		Opt	Opt	Opt
On-board controller for EKWHCTRL1		EKWHCTRL0	Opt		Opt	Opt	Opt
SMART LCD wall controller with temperature probe, white casing		EKWHCTRL1	Opt	Opt (excl. FWXT-ABTV3(C/CL))	Opt	Opt	Opt
SMART LCD wall controller with temperature probe, white casing, including indoor air quality sensor		EKWHCTRL1A	Opt				
IR remote control				Standard (only FWXT-ABTV3(C/CL))			
Aesthetical feet		EKFA	Opt				
Motorised 2-way valve (FWXV/M)		EK2VK0	Opt		Opt	Opt	Opt
Motorised 2-way valve (FWXT)		EKT2VK0		Opt			
Motorised 3-way valve (FWXV/M)		EK3VK1	Opt		Opt	Opt	Opt
Motorised 3-way valve (FWXT)		EKT3VK1		Opt			
L-bow 90 °C	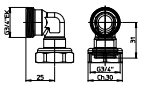	EKEUR90	Opt		Opt	Opt	Opt
Extension piece	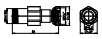	EKDIST	Opt		Opt	Opt	Opt
Condensate collector tray for horizontal installation		EKM10COH	Opt				
		EKM15COH	Opt				
		EKM20COH	Opt				
Metal casing		EKM10CS			Opt		
		EKM15CS				Opt	
		EKM20CS					Opt
Front cover for ceiling installation		EKM10CH			Opt		
		EKM15CH				Opt	
		EKM20CH					Opt
Front cover for wall installation		EKM10CV			Opt		
		EKM15CV				Opt	
		EKM20CV					Opt
Air intake fitting		EKM10DH			Opt		
		EKM15DH				Opt	
		EKM20DH					Opt
90 °C exhaust bend (Horizontal)		EKM10D90			Opt		
		EKM15D90				Opt	
		EKM20D90					Opt
Telescopic air flow duct		EKM10DT			Opt		
		EKM15DT				Opt	
		EKM20DT					Opt
Aluminum air intake grille with straight airflow		EKM10IS			Opt		
		EKM15IS				Opt	
		EKM20IS					Opt
Straight airflow vent		EKM10SV			Opt		
		EKM15SV				Opt	
		EKM20SV					Opt
Aluminum air intake grille with curved airflow		EKM10IC			Opt		
		EKM15IC				Opt	
		EKM20IC					Opt
Aluminum air outlet grille with curved airflow		EKM10CA			Opt		
		EKM15CA				Opt	
		EKM20CA					Opt

Daikin Altherma UFH

Underfloor heating

Your comfortable climate, day after day

Desired temperature at any time of year

Our heating systems make for a comfortable home.
Heat generators such as an air-water heat pump use regenerative environmental energy as a heat source and so reduce energy consumption and keep costs to a minimum. But what about air conditioning of the rooms in summer? Very few residential buildings have air conditioning for a pleasant and comfortable temperature even on hot summer days and nights. That's changing now. With a heating system that not only provides comfortable warmth in winter, but also gentle cooling in summer throughout the entire building. And all this with very economical operation and no additional purchase costs.

Regenerative heating in winter, gentle cooling in summer

The Daikin heat pump really comes into its own when combined with a Daikin underfloor heating system. For cooling, the heat pump process is simply reversed, i.e. heat is extracted from the building and released into the environment. The room is cooled mainly by the underfloor heating system. The large surface makes for a very pleasant and draught-free room climate. Invisible and noiseless, even in cooling mode.

Clever combination: Underfloor heating and convector fan

A convector fan is used in rooms without underfloor heating to handle the dual functions of heating and cooling. It is the ideal complement to the Daikin heat pump if not all rooms have underfloor heating. Its very quiet operation means it can even be used in bedrooms. The integrated electronic room temperature control unit ensures an optimal climate in every room.

Maximum comfort and maximum savings – all-inclusive

With the existing or optionally available cooling function of the Daikin air-water heat pump, you can enjoy both heating and cooling in rooms with underfloor heating without any further outlay or investment. The operating costs for this additional comfort are also low.

Daikin Altherma ST solar thermal sytem: Minimizes energy costs

The integration of a solar system, which additionally contributes heating in winter from free solar energy, offers maximum living comfort with minimal energy costs.

	System temperatures 35 °C - 45 °C			System temperatures 55 °C - 70 °C		Option
Areas of application:	**Monopex**	**Monopex cut**	**Monopex Industrial**	**System 70**	**System 70 Industrial**	**Heat pump convector**
New building	•			(•)*		•
Modernisation with additional height						•
Modernisation without additional height		•				•
Underfloor heating combined with radiator				•	•	•
Heating and cooling (in combination with heat pump)	•	•	•			•
Wall heating						
Large areas			•		•	
Heat generators						
Boilers	•	•	•	•	•	•
Heat pump (low-temperature heating)	•	•	•			•

* If system temperature of the heat generator requires 55 °C - 70 °C in the flow line

Monopex
The underfloor heating for low system temperatures. Ideal in combination with heat pumps.
- Monopex 14 for floor structures with system or tacker panel, wall heating and the Daikin milling system
- Monopex 16 (for France) for floor installation with system or tacker panels
- Monopex 17 for floor installation with system or tacker panels
- Monopex 20 for commercial and industrial surfaces



System 70
Underfloor heating for direct combination with radiators or other heating surfaces. Different pipe dimensions for different applications.
- DUO 17 for floor mounting with system panels
- DUO 25 for commercial and industrial areas

Daikin Altherma HPC heat pump convector
- Slim design
- Heating and cooling
- Integrated electronic room temperature controller with timer
- Very quiet and compact
- Also suitable for bedrooms
- Ideal in buildings with underfloor heating and radiators

Clip rail for wall heating
Clip rail combined with Monopex 14 for wall heating.
Systems: Monopex 14



Protect system plate
The Protect system plate consists of a nub plate with an additional surface protection layer made of deep-drawn polystyrene to protect the heating pipe during installation.
Systems: Monopex, System 70



Tacker system
The Daikin tacker panel for underfloor heating pipes is available as a folding panel and roller track with laminated, high-strength film, and is ideal for laying heating pipes over large surfaces (e.g. commercial buildings).
Systems: Monopex

RMV heating circuit distributor
Heating circuit manifold in stainless steel. For all Daikin underfloor heating and radiator connection systems.

RMX heating circuit manifold
Heating circuit manifold made of heat-stabilised, glass fiber reinforced polyamide. For all Daikin underfloor heating and radiator connection systems.

Room controller
The room thermostat ensures convenient and individual control of the room temperature and impresses with its flat design and construction.
Versions:

Wireless version
- Wireless without battery

Wired version
- LED display: Heating/cooling (red/blue)
- Read all status messages

Basic module with integrated power pack and clock module
- Basic module with integrated power pack to supply the control unit (wireless and wired) plus optional clock module
- Optimal interface to Daikin heat generators

Clock module to supplement basic module:
- 2 reduction times for heating circuits
- Pump stopping time
- Removable from the basic module for easy operation

Segmentation 1	Segmentation 2	Segmentation 3	Description	Product Name	Material Name
Piping					
UFH heating pipes	PEHD-Xc	Single pipe	MONOPEX® ø14 X 2 DD - 120	EMOPX14120AA	EMOPX14120A
			MONOPEX® ø14 X 2 DD - 240	EMOPX14240AA	EMOPX14240A
			MONOPEX® ø14 X 2 DD - 600	EMOPX14600AA	EMOPX14600A
			MONOPEX® ø17 X 2 DD - 120	EMOPX17120AA	EMOPX17120A
			MONOPEX® ø17 X 2 DD - 240	EMOPX17240AA	EMOPX17240A
			MONOPEX® ø17 X 2 DD - 600	EMOPX17600AA	EMOPX17600A
			MONOPEX ø20 X 2 DD - 400	EMOPX20400AA	EMOPX20400A
		Pipe in pipe	DUO ø17/12 X 2 DD - 120 (System 70)	EMOPXDUO17120AA	EMOPXDUO17120A
			DUO ø17/12 X 2 DD - 240 (System 70)	EMOPXDUO17240AA	EMOPXDUO17240A
			DUO ø17/12 X 2 DD - 600 (System 70)	EMOPXDUO17600AA	EMOPXDUO17600A
			DUO ø17/12 X 2 AL - 120 (System 70)	EMOPXDUA17120AA	EMOPXDUA17120A
			DUO ø17/12 X 2 AL - 240 (System 70)	EMOPXDUA17240AA	EMOPXDUA17240A
		Single pipe	MONOPEX® ø14 X 2 AL - 200 (System 70)	EMOPXDUO25200AA	EMOPXDUO25200A
Floorplates					
Wet system Floorplates	Napplates	Diagonal With insulation	Protect Integral 27-2	EPROTECTIN272AA	EPROTECTIN272A
			Protect 11	EPROTECT11AA	EPROTECT11A
	Tacker	Tacker System	Tackerplate	ETACKERPLATEAA	ETACKERPLATEA
			Tackerplate roll	ETACKERPLATERAA	ETACKERPLATERA
Pipe accesories	Protection Pipe		Protection pipe 16/21	EPROTEPIP1621AA	EPROTEPIP1621A
			Protection pipe 19/25	EPROTEPIP1925AA	EPROTEPIP1925A
			Protection pipe 23/28	EPROTEPIP2328AA	EPROTEPIP2328A
Wall/side-strips					
Installation accesory	Plate accesories	Wall/side-strips	Side-strip for screed floor RDS	ESIDESTRIPRDSAA	ESIDESTRIPRDSA
			Closing cord floating screed floor RDS (in knob plate)	ESEALLINERDSAA	ESEALLINERDSA
			Side-strip for concrete floor RDS-I	ESIDESTRPRDSIAA	ESIDESTRPRDSIA
			Extension joint profile Carton	EXPANSIOJOICAA	EXPANSIOJOICA
			Extension joint profile PE or PP	EXPANSIOJOIPEAA	EXPANSIOJOIPEA
	Screed Material				
	Screed		Screed Estrolith H2000	ESCREDEST2000AA	ESCREDEST2000A
			Screed Temporex	ESCREDTEMPREXAA	ESCREDTEMPREXA
			Screed Estrotherm S	ESCREDESTROSAA	ESCREDESTROSA
	Plate accesories	Primer	Surface primer 3,5kg	ESURFPRIMER35AA	ESCREDESTROSA
			Surface primer 15kg	ESURFPRIMER15AA	ESURFPRIMER35A
		In pipe protection fluid	Freeze and corrosion protection	EFREZCOPROTECAA	EFREZCOPROTECA
	Accessories				
	Tacker accesories	Tacker installation	System tacker STAC (tacker gun)	ESYSTACERSTACAA	ESYSTACERSTACA
		Tacker nail	Tacker nail TN40	ETACKERNAIL40AA	ETACKERNAIL40A
			Tacker nail TN60	ETACKERNAIL60AA	ETACKERNAIL60A
		Tape	Tape KB50	ETAPEKB50AA	ETAPEKB50A
	Wall system accessories	Cliprail	Cliprail	ECLIPRAILAA	ECLIPRAILA
		Cliprail accessories	Cliprail nail	ECLIPRAILNAILAA	ECLIPRAILNAILA
			Cliprail plug	ECLIPRAILPLUGAA	ECLIPRAILPLUGA
	Pipe accesories	Pipe clips	Pipe clips (Monopex 17/20)	EPIPECLIPMOPXAA	EPIPECLIPMOPXA
			Pipe clips (DUO25)	EPIPECLIPDUOAA	EPIPECLIPDUOA
Accessory		Manual pipe handling	Pipe fixation for steel frame	EPIPEFIXSTEELAA	EPIPEFIXSTEELA
			Pipe damage recoverator	EPIPEDAMGERECAA	EPIPEDAMGERECA
			Combined pipe cutter and stripping pilers RAZ1	EPIPCUTSTRAZ1AA	EPIPCUTSTRAZ1A
			Pipe cutter	EPIPECUTTERAA	EPIPECUTTERA
		PE Foil	PE Foil, 0,2 mm, 5 cm Raster	EPEFOILRASTERAA	EPEFOILRASTERA
		Pipe rolling machine			
		Pipe roll out	Pipe rolling machine 1 (Service)	915038	915038
			Pipe rolling machine 2 (Service)	915039	915039
			Pipe rolling machine 3 (Service)	915040	915040
		Pipe bend			
		Pipe bend	Pipe bend for 14-18	EPIPEBEND1418AA	EPIPEBEND1418A
			Pipe bend for 20-22	EPIPEBEND2022AA	EPIPEBEND2022A

UFH collector					
Collector	RMV/RMX collector	RMV collector (Stainless steel)	RMV 2	ECOLLECTRMV2AA	ECOLLECTRMV2A
			RMV 3	ECOLLECTRMV3AA	ECOLLECTRMV3A
			RMV 4	ECOLLECTRMV4AA	ECOLLECTRMV4A
			RMV 5	ECOLLECTRMV5AA	ECOLLECTRMV5A
			RMV 6	ECOLLECTRMV6AA	ECOLLECTRMV6A
			RMV 7	ECOLLECTRMV7AA	ECOLLECTRMV7A
			RMV 8	ECOLLECTRMV8AA	ECOLLECTRMV8A
			RMV 9	ECOLLECTRMV9AA	ECOLLECTRMV9A
			RMV 10	ECOLLECTRMV10AA	ECOLLECTRMV10A
			RMV 11	ECOLLECTRMV11AA	ECOLLECTRMV11A
			RMV 12	ECOLLECTRMV12AA	ECOLLECTRMV12A
		RMX Collector (Plastic)	RMX 2	ECOLLECTRMX2AA	ECOLLECTRMX2A
			RMX 3	ECOLLECTRMX3AA	ECOLLECTRMX3A
			RMX 4	ECOLLECTRMX4AA	ECOLLECTRMX4A
			RMX 5	ECOLLECTRMX5AA	ECOLLECTRMX5A
			RMX 6	ECOLLECTRMX6AA	ECOLLECTRMX6A
			RMX 7	ECOLLECTRMX7AA	ECOLLECTRMX7A
			RMX 8	ECOLLECTRMX8AA	ECOLLECTRMX8A
			RMX 9	ECOLLECTRMX9AA	ECOLLECTRMX9A
			RMX 10	ECOLLECTRMX10AA	ECOLLECTRMX10A
			RMX 11	ECOLLECTRMX11AA	ECOLLECTRMX11A
			RMX 12	ECOLLECTRMX12AA	ECOLLECTRMX12A
		UFH collector Accessories			
		Collector acc	Extension 1 zone	EXTENSIONZONEAA	EXTENSIONZONEA
			Flow sensor DMR RMX	EFLOSENDMRRMXAA	EFLOSENDMRRMXA
			COUPLING NIPPLE ¾" EUROCONE SKU	ECLUTCHNIPSKUAA	ECLUTCHNIPSKUA
			Shut off valve	ESHUTOFVALVEAA	ESHUTOFVALVEA
			AlPex coupling	EAIPEXCOUPLINAA	EAIPEXCOUPLINA
		Set ring	Set ring DUO 17	ESERIMOPXDU17AA	ESERIMOPXDU17A
			Set ring Monopex 14 x 2,2	ESERIMOPX14AA	ESERIMOPX14A
			Set ring Monopex 16 x 2,2	ESERIMOPX1622AA	ESERIMOPX1622A
			Set ring Monopex 17	ESERIMOPX17AA	ESERIMOPX17A
			Set ring DUO 25	ESERIMOPXDU25AA	ESERIMOPXDU25A
			Set ring Monopex 16 x 1,5	ESERIMOPX1615AA	ESERIMOPX1615A
			Set ring Monopex 20	ESERIMOPX20AA	ESERIMOPX20A
		Collector acc	Connection set ASH1	ECONECSETASH1AA	ECONECSETASH1A
	HKV	Set ring	Shut of for set ring	ESETRINGSHTOFAA	ESETRINGSHTOFA
Calorimeter			Calorimeter	ECALORIMETERAA	ECALORIMETERA
		Combi box	Combi box	ECOMBIBOXAA	ECOMBIBOXA
Wall Box					
	RMV/RMX	In wall collector box	In wall until RMX4/RMV3 (HKV compatible)	EIWRX4RV3AA	EIWRX4RV3A
			In wall until RMX7/RMV6 (HKV compatible)	EIWRX7RV6AA	EIWRX7RV6A
			In wall until RMX10/RMV9 (HKV comptaible)	EIWRX10RV9AA	EIWRX10RV9A
			In wall until RMX14/RMV13 (HKV compatible)	EIWRX14RV13AA	EIWRX14RV13A
			In wall until RMX14/RMV13 + calorimeter (HKV compatible)	EIWRX14RV13CLAA	EIWRX14RV13CLA
	HKV/RMX/RMV	On wall collector box	On-wall until HKV7/RMX7/RMV6	EOWHV7RX7RV6AA	EOWHV7RX7RV6A
			On-wall until HKV10/RMX10/RMV9	EOWH10RX10R9AA	EOWH10RX10R9A
			On-wall until HKV14/RMX14/RMV12	EOWH14RX14R12AA	EOWH14RX14R12A
			On-wall until HKV14/RMX14/RMV12 + calorimeter	EOWH14R14R12CAA	EOWH14R14R12CA
Console					
		Fixation console	Fixation console STK 40 for WEK40	EFCSTK40WEK40AA	EFCSTK40WEK40A
			Fixation console STK 45 for WEK45	EFCSTK45WEK45AA	EFCSTK45WEK45A
Controllers					
Controllers		Wired controllers	Base module UFH-BM	EKW175137	EKW175137
			Clock module UFH-UM	EKW175138	EKW175138
			Controller module, wire UFH-RMD2	EKW175141	EKW175141
			Controller module, wire UFH-RMD6	EKW175140	EKW175140
			Room controller, wire UFH-RD	EKW175139	EKW175139
		Wireless controllers	Rocon UFH wireless UFH-RT	175142	175142
			Base station 6 channels wireless UFH-RMF6A	175143	175143
			2 channels extra wireless UFH-RMF2A	175144	175144
		Actuators	Valve actuator RMV/RMX/HKV	EKWCVATR1V3	EKWCVATR1V3
		Base station/ Thermostat	Base station 10 zones	EKWUFHTA1V3	EKWUFHTA1V3
			Digital thermostat 230V	EKWCTRDI1V3	EKWCTRDI1V3
			Analog thermostat 230V	EKWCTRAN1V3	EKWCTRAN1V3

Daikin Altherma ST - Solar heating systems

Solar panels for pressurised use and Drain-back system	260
Solar panel - pressurised system	262
Solar panels - drain-back system	264
Solar collector	267
Pump station	267

Daikin Altherma ST

Maximising renewable energy

Why choose a Daikin Altherma ST solar panel?

Daikin's solar panels are designed to complement a variety of heating systems to garner more renewable energy to deliver hot water to your home.

ECH$_2$O

Comfort

› Flexible solar system for pressureless (drain-back) and pressurised solar systems
› Hot tap water and heating support generated by solar energy
› Highly efficient flat solar panels that are available in 3 installation options:
- On roof
- In-roof
- Flat roof

Energy efficiency

ECH$_2$O thermal store range:
Hot water savings with solar energy

Reduce your energy costs by taking advantage of the sun's renewable energy with our solar hot water systems. Built for small and large homes, individuals can choose between a pressureless or pressurised hot water system.

Reliability

Keymark Certificate

› Daikin's solar collectors have been awarded the Solar Keymark certification. Recognised across Europe, the Keymark for solar thermal products helps users select quality solar collectors. In most European countries this certification is mandatory for the products to be eligible for subsidies



011-7S1016 F

The Drain-Back solar system

How is it working?

› Starting the pump station engages the filling of the primary network and ensures the energy transfer from the solar collectors to the thermal store.
› Whenever the pump station stops working, the water contained in the collectors goes down back to the thermal store
› The air intake allowing the draining is ensured by an orifice always placed out of water (at atmospheric pressure)
› Thanks to this unique way of working, no safety devices, safety valves, expansion vessels, anti-return valve or glycol are necessary

Advantages

› 0 % glycol : the liquid carrying the heat is only the water inside the system
› Self-working system with the pump station modulations depending the temperatures inside the collectors and the thermal store
› Automatic management of the defrost mode and avoidance of overheating mode
› No commissioning on the solar system, no replacement of the heat-carrying liquid

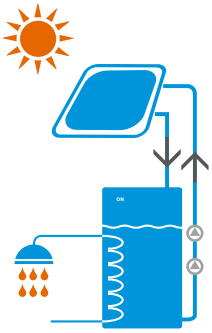

The pressurised solar system

How is it working?

› The heat-carrying liquid is mixed with glycol to avoid freezing in the solar collectors system
› Whenever the solar collectors reach an useful temperature level, the system provides a continuous supply of energy
› The energy from the collectors is returned to the thermal store thanks to the coil

Advantages

Monovalent
› The solar system is used as first heating source and can be coupled with a wall mounted boiler. The cold water is first pre-heated in the thermal store and the boiler can provide additional heat instantaneously if needed

Bivalent
› The solar system integrates a backup heater. The domestic hot water is directly produced in the thermal store. The additional heater ensures the back-up in case of low sunshine

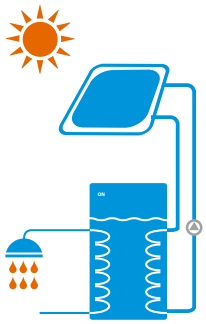

Material list for standard solar panel systems for hot water preparation and heating support EKSV21P

Solar panel
EKSV21P

Number of solar panels Type of installation Article	Type	Order No.	2 On-roof Quantity	2 In-roof Quantity	3 On-roof Quantity	3 In-roof Quantity	4 On-roof Quantity	4 In-roof Quantity	5 On-roof Quantity	5 In-roof Quantity
Solar panel	EKSV21P	16 20 12-RTX	2	2	3	3	4	4	5	5
Solar panel connection	FIX-VBP	16 20 16-RTX	1	1	2	2	3	3	4	4
Installation rail for individual solar panel	FIX MP 100	16 20 66	2	2	3	3	4	4	5	5
On-roof installation kit for one solar panel [DB+P)] (2 roof hooks per kit)	FIX-ADDP	16 20 85	4[2)]	0	6[2)]	0	8[2)]	0	10[2)]	0
In-roof installation package, basic storage for two solar panel	IB EKSV21P	16 20 17	0	1	0	1	0	1	0	1
In-roof installation package, additional storage for central solar panel	IE EKSV21P	16 20 18	0	0	0	1	0	2	0	3

Material list standard solar panels with Drain-back system

Type of installation	Type	Order No.	On-roof Quantity	In-roof Quantity
Control and pump unit	RPS 4	EKSRPS4A	1	1
Support for connecting pipe solar panel	TS	16 42 45	1	1
Connection pipe solar panel	CON 15	16 47 32	1	1
Roof penetration pack solar panel on-roof	EKSRCAP EKSRCRP	EKSRCAP anthracite EKSRCRP red	1	0
Installation accessories, solar panel in-roof	RCIP	16 20 37-RTX	0	1

Nominal volume, complete system				
Number of solar panels	2	3	4	5
Connecting line 15 m	DN 16	DN 16	DN 20	DN 20
Nominal system volume (L)	20.2	21.5	22.8	24.1

Material list solar panels with pressurised system [1)]

Number of solar panels Article	Type	Order No.	up to 2 Quantity	up to 3 Quantity	4 to 5 Quantity
Controller	EKSDSR1A	EKSDSR1A	1	1	1
Pressure station solar panel	EKSRDS2A	EKSRDS2A	1	1	1
Solar panel pressurised solar line DN16 15 m	CON 15P16	16 20 73	1	1	0
Solar panel pressurised solar connection kit DN16	CON CP16	16 20 75	1	1	0
Solar panel pressurised solar line DN20 15 m	CON 15P20	16 20 74	0	0	1
Solar panel pressurised solar connection kit DN20	CON CP20	16 20 76	0	0	1
Solar panel expansion vessel 12 L *	MAG S12	16 20 70	1	0	0
Solar panel expansion vessel 25 L *	MAG S 25	16 20 50	0	1	0
Solar panel expansion vessel 35 L *	MAG S 35	16 20 51	0	0	1
Installation material solar panel with pressure system [1)]	RCP	EKSRCP	1	1	1

DB Drain-back system

P Pressurised system

DB) Only required for installations with drain-back system.
P) Only required for pressurised installations.
* Standard recommendation, after detailed expansion vessel calculation, other expansion vessels may be necessary.
1) The roof penetration for on-roof and flat roof installation is to be provided by the customer. The solar fluid must be ordered separately.
2) The number of roof hooks must be checked if necessary (see installation instructions ADM).

Solar panel - Overview EKSV26P - standard vertical model

Material list for standard solar panel systems for hot water preparation and heating support EKSV26P

Solar panel EKSV26P

Number of solar panels Type of installation / Article	Type	Order No.	2 On-roof Quantity	2 In-roof Quantity	2 Flat roof Quantity	3 On-roof Quantity	3 In-roof Quantity	3 Flat roof Quantity	4 On-roof Quantity	4 In-roof Quantity	4 Flat roof Quantity	5 On-roof Quantity	5 In-roof Quantity	5 Flat roof Quantity
Solar panel	EKSV26P	EKSV26P	2	2	2	3	3	3	4	4	4	5	5	5
Solar panel connection	FIX-VBP	16 20 16 - RTX	1	1	1	2	2	2	3	3	3	4	4	4
Mounting rail single collector	FIX MP 130	16 20 67	2	2	2	3	3	3	4	4	4	5	5	5
On-roof installation pack for one solar panel [DB+P)] (2 roof hooks per kit)	FIX-ADDP	16 20 85	4[2)]	0	0	6[2)]	0	0	8[2)]	0	0	10[2)]	0	0
In-roof installation kit, basic flashing for two solar panels	IB V26P	16 20 19	0	1	0	0	1	0	0	1	0	0	1	0
In-roof installation pack, additional flashing for central solar panel	IE V26P	16 20 20	0	0	0	0	1	0	0	2	0	0	3	0
Flat-roof frame, basic pack for two solar panels	FB V26P	16 20 58	0	0	1	0	0	1	0	0	1	0	0	1
Flat-roof frame, expansion pack additional solar panel	FE V26P	16 20 59	0	0	0	0	0	1	0	0	2	0	0	3

Material list standard solar panels with Drain-back system

Number of solar panels Installation type / Article	Type	Order No.	On-roof Quantity	In-roof Quantity	Flat roof Quantity
Control and pump unit	EKSRPS4A	EKSRPS4A	1	1	1
Additional support troughs for connecting pipe solar panel	TS	16 42 45	1	1	1
Connection pipe solar panel	CON 15	16 47 32	1	1	1
Roof penetration pack solar panel on-roof	EKSRCAP EKSRCRP	EKSRCAP Anthracite EKSRCAP Red	1	0	0
Installation accessories, solar panel in-roof	RCIP	16 20 37-RTX	0	1	0
Roof penetration pack solar panel flat roof	RCFP	16 20 38-RTX	0	0	1

Material list solar panels with pressurised system [1)]

Number of solar panels Installation type / Article	Type	Order No.	up to 2 Quantity	up to 3 Quantity	4 to 5 Quantity
Controller	EKSDSR1A	EKSDSR1A	1	1	1
Pressure station solar panel	EKSRDS2A	EKSRDS2A	1	1	1
Solar panel pressurised solar line DN16 15 m	CON 15P16	16 20 73	1	1	0
Solar panel pressurised solar connection kit DN16	CON CP16	16 20 75	1	1	0
Solar panel pressurised solar line DN20 15 m	CON 15P20	16 20 74	0	0	1
Solar panel pressurised solar connection kit DN20	CON CP20	16 20 76	0	0	1
Solar panel expansion vessel 12 L *	MAG S12	16 20 70	1	0	0
Solar panel expansion vessel 25 L *	MAG S 25	16 20 50	0	1	0
Solar panel expansion vessel 35 L *	MAG S 35	16 20 51	0	0	1
Installation material solar panel with pressure system [1)]	RCP	EKSRCP	1	1	1

Nominal volume, complete system				
Number of solar panels	2	3	4	5
Connecting line 15 m	DN 16	DN 16	DN 20	DN 20
Nominal volume entire system (L)	21	22.7	24.4	26.1

Solar panel - Overview EKSH26P - standard horizontal model

Material list for standard solar panel systems for hot water preparation and heating support EKSH26P

Solar panel H26 P

Number of solar panels Type of installation Article	Type	Order No.	1 On-roof Quantity	1 Flat roof Quantity	2 On-roof Quantity	2 Flat roof Quantity	3 On-roof Quantity	3 Flat roof Quantity	4 On-roof Quantity	4 Flat roof Quantity	5 On-roof Quantity	5 Flat roof Quantity
Solar panel	EKSH26P	EKSH26P	1	1	2	2	3	3	4	4	5	5
Solar panel connection	FIX-VBP	16 20 16 - RTX	0	0	1	1	2	2	3	3	4	4
Installation rail guide for individual solar panel	FIX MP 200	16 20 68	1	1	2	2	3	3	4	4	5	5
On-roof installation pack for one solar panel [P)] (4 roof hooks per kit)	FIX-ADDP	16 20 85	2[2)]	0	4[2)]	0	6[2)]	0	8[2)]	0	10[2)]	0
Flat roof support frame basic kit for one solar panel	FB H26P	16 20 60	0	1	0	1	0	1	0	1	0	1
Flat roof trestle Extension pack for one additional solar panel	FE H26P	16 20 61	0	0	0	1	0	2	0	3	0	4

Nominal volume, complete system				
Number of solar panels	2	3	4	5
Connecting line 15 m	DN 16	DN 16	DN 20	DN 20
Nominal volume system (L)	21.6	23.9	26	28.1

Material list solar panels with pressurised system [1)]

Number of solar panels Installation type / Article	Type	Order No.	up to 3 Quantity	4 to 5 Quantity
Pressurised thermal store	EKHWP500PB	EKHWP500PB	1	1
Controller	EKSDSR1A	EKSDSR1A	1	1
Pressure station solar panel	EKSRDS2A	EKSRDS2A	1	1
Solar panel pressurised solar line DN16 15 m	CON 15P16	16 20 73	1	0
Solar panel pressurised solar connection kit DN16	CON CP16	16 20 75	1	0
Solar panel pressurised solar line DN20 15 m	CON 15P20	16 20 74	0	1
Solar panel pressurised solar connection kit DN20	CON CP20	16 20 76	0	1
Solar panel expansion vessel 12 L *	MAG S12	16 20 70	0	0
Solar panel expansion vessel 25 L *	MAG S 25	16 20 50	1	0
Solar panel expansion vessel 35 L *	MAG S 35	16 20 51	0	1
Installation material solar panel with pressure system [1)]	RCP	EKSRCP	1	1

Pressurised system

P) Only required for pressurised installations.
* Standard recommendation, after detailed expansion vessel calculation, other expansion vessels may be necessary.
1) The roof penetration for on-roof and flat roof installation is to be provided by the customer. The solar fluid must be ordered separately.
2) The number of roof hooks must be checked if necessary (see installation instructions ADM).

Solar panel - Overview EKSV26P - standard vertical model

List of materials for solar components that connect several storage tanks

Total number of storage tanks Article	Type	Order No.	2 Quantity	3 Quantity
Solar panel storage tank extension kit	CON SX	16 01 20	1	1
Solar panel storage tank extension kit 2	CON SXE	16 01 21	0	1

Solar panels for pressurised use and Drain-back system

High-efficiency flat solar panels
Stable watertight solar panel frame made of black anodised aluminium, highly special coating and safety glass, low-reflection, efficient heat insulation of the solar panel back plane with mineral wool. The minimum efficiency of the solar panel is more than 525kWh/m² per year (location: Würzburg, Germany). Suitable for drain-back and pressurised systems.

		Article	Type	Order No.
High-efficiency flat solar panel EKSV21P	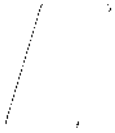	(2,000 x 1,006 x 85 mm), solar panel area 1.79 m², Weight 35kg, water content 1.3 l. Max. 6 bar.	EKSV21P	EKSV21P
High-efficiency flat solar panel EKSV26P		(2,000 x 1,300 x 85 mm), solar panel area 2.35 m², Weight 42kg, water content 1.7 l. Max. 6 bar.	EKSV26P	EKSV26P
High-efficiency flat solar panel EKSH26P		(1,300 x 2,000 x 85 mm), solar panel area 2.35 m², Weight 42kg, water content 2.1 l. Max. 6 bar.	EKSH26P	EKSH26P
Solar panel connection	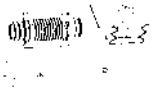	Installation profile connector, expansion joints and double clamping blocks.	FIX-VBP	16 20 16-RTX
Installation profile rail for EKSV21P		Consisting of installation profile rails and solar panel securing clips.	FIX MP 100	16 20 66
Installation profile rail for EKSV26P		Consisting of installation profile rails and solar panel securing clips.	FIX MP 130	16 20 67
Installation profile rail for EKSH26P		Consisting of installation profile rails and solar panel securing clips.	FIX MP 200	16 20 68
Support for connecting pipe solar panel		Support troughs (5 in number, length, in each case, 1.3 m) for support of the solar panel plastic connection lines in Drain-Back.	TS	16 42 45
On-roof installation pack slate		4 roof hooks for flat roofing, e.g. slate, for one solar panel.	FIX ADS	16 47 23
On-roof installation pack MULTI		2 height-adjustable roof hooks for drain-back and pressure system, including mounting materials.	FIX-ADDP	16 20 85
Roof holder for corrugated covering		4 holders including fixing material for one solar panel.	FIX-WD	16 47 03-RTX
Roof holder for welded sheet metal covering		4 holders including fixing material for one solar panel. Note: for on-roof installation only.	FIX-BD	16 47 04-RTX

Solar panels for pressurised use and Drain-back system

		Article	Type	Order No.
Basic in-roof assembly package EKSV21P	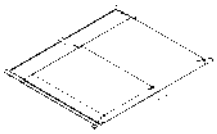	Basic flashing for two solar panels, duct set including installation material. Minimum roof gradient 15°.	IB V21P	16 20 17
Extension kit in-roof mounting EKSV21P	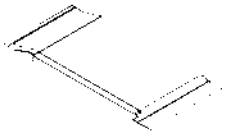	Additional package for an additional solar panel, duct set including installation material. Minimum roof gradient 15°.	IE V21P	16 20 18
Basic in-roof mounting pack EKSV26P	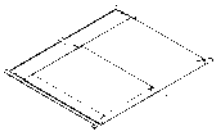	Basic flashing for two solar panels, duct set including installation material. Minimum roof gradient 15°.	IB V26P	16 20 19
Expansion in-roof mounting pack EKSV26P	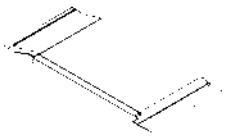	Additional package for an additional solar panel, duct set including installation material. Minimum roof gradient 15°.	IE V26P	16 20 20
In-roof covering slate supplementary pack	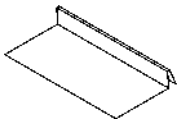	30 layer pieces for flat coverings, e.g. slate (per basic in-roof pack you will need one supplementary pack).	FIX-IES	16 46 16-RTX
Basic pack flat-roof frame for mounting of two EKSV26P solar panels on flat roofs		Pre-assembled system for simple and rapid installation, adjustable gradient (30° to 60°). Suitable for wind load zone WLZ 2 (only to a limited extent for WLZ 3).	FB V26P	16 20 58
Extension pack flat-roof frame for one additional EKSV26P solar panel		Extension for FB V26P.	FE V26P	16 20 59
Basic pack flat-roof frame for mounting of one EKSH26P collector on flat roofs		Pre-assembled system for simple and rapid installation, adjustable gradient (30° to 60°). Suitable for wind load zone WLZ 2 (only to a limited extent for WLZ 3).	FB H26P	16 20 60
Extension pack flat-roof frame for one additional EKSH26P solar panel		Extension for FB H26P.	FE H26P	16 20 61
Disassembly tools ducts drain-back system			FIX LP	16 20 29-RTX

Drain-back system **Pressurised system**

Solar panel - pressurised system

		Article	Type	Order No.
Controller		Temperature-difference regulator for the solar panel with pressure system. Regulator with graphic display for representation of hydraulic schematics and yield balances, for example. Including return flow and storage tank temperature sensor and housing for wall mounting.	EKSDSR1A	EKSDSR1A
Pressure station		Consists of: Pipe connection ø 22 mm including pipe compression fittings and support sleeves (5x), flow measurement unit with 2 x KFE cock, integrated air separator, ball-cocks with integrated back-flow prevention, Grundfos Solar 25-65 pump, safety group with pressure gauge, including insulation and installation accessories.	EKSRDS2A	EKSRDS2A
Fill and drain connection		For RPS3 and tanks from 2013 onwards, for easy filling and emptying through the fill and drain valve.	KFE BA	16 52 15
Solar panel pressurised solar line DN 16		15 m thermally-insulated stainless steel corrugated pipe line for solar panel pressurised systems with inserted sensor line nominal size DN 16. For systems of up to 3 solar panels and a line length of up to 25 m. Without connection fittings.	CON 15P16	16 20 73
Solar panel pressurised solar connection kit DN 16		All necessary fittings for connecting the pressurised solar line DN 16. Required together with CON 15P16.	CON CP16	16 20 75
Solar panel pressurised solar connection kit DN 16		Fittings for connecting two pressurised solar lines DN 16.	CON XP16	16 20 71
Solar panel pressurised solar line DN 20		15 m thermally-insulated stainless steel corrugated pipe line for solar panel pressurised systems with inserted sensor line nominal size DN 20. For systems up to 5 solar panels and a line length of up to 25 m. Without connection fittings.	CON 15P20	16 20 74
Pressurised solar connection kit DN 20		All necessary fittings for connecting the pressurised solar line DN 20. Always required together with CON 15P20.	CON CP20	16 20 76
Solar panel pressurised solar connection kit DN 20		Fittings for connecting the pressurised solar line DN 20.	CON P20	16 20 72
Installation material solar panel pressurised system		Connection fittings for pressurised systems and solar panel installation material, consisting of installation material for solar panel and connection pipe, 2 m UV-proof thermal insulation for the outer area, connection fittings and panel temperature sensor. The roof penetration must be provided to the customer.	RCP	EKSRCP
Solar panel row connection for the solar panel with pressure system		Connection kit for connecting two rows of solar panels in parallel. Consisting of solar panel installation material, equipotential bonding terminals, end caps, connection elbows and 1 m thermally-insulated piping.	CON LCP	16 20 45

Solar panel - pressurised system

		Article	Type	Order No.
Expansion vessel 12 L with connection block		For solar panels with pressure systems of max. 2 x EKSV21P - solar panels.	MAG S12	16 20 70
Expansion vessel 25 L with connection block		For solar panels with pressure systems of max. 3 solar panels.	MAG S 25	16 20 50
Expansion vessel 35 L with connection block		For solar panels with pressure systems of max. 5 solar panels.	MAG S 35	16 20 51-RTX
GLYCOL CORACON SOL 5F		20 L can of pre-mixed solar fluid, functional range up to -28 °C.	CORACON SOL 5F	16 20 52-RTX
Fill and draining valve				16 41 17
GLYCOL CORACON SOL 5		1 L of solar fluid concentrate for extension of the frost range. With 20 L of solar fluid with 1 L additive, the use range extends down to -33 °C. For 20 L of solar fluid with 2x 1 L of additive, the functional range is extended to -38 °C.	CORACON SOL 5	16 20 53
Circulation lance		For energetically-optimised incorporation of the domestic hot water circulation in the hot water connection of the warm-water storage tank.	ZKL	16 51 13
Thermostatic mixer as scalding protector		Thermal safety device for the domestic water pipe. Setting range 35-60 °C.	VTA32	15 60 15
Screw connection kit 1”		For connection of the scald protection VTA32.		15 60 16
Thermostatic regulator 230V		With capillary tube temperature sensor, setting range 35-85 °C.	SCS-TR	16 41 30
3-way switching valve 1" male		With motor drive 230V, switchover time 6 sec.	3 W-UV	15 60 34

Solar panels - drain-back system

		Article	Type	Order No.
EKSRPS4 regulation and pump unit		Ready to plug in unit (230V), with digital differential temperature regulation, return and storage tank temperature sensors, high-efficiency circulation pump. INFO: The flow sensor (FLS 20), included in the supply, provides more effective operation of the EKSRPS4. In addition to direct calculation of the heat output, the sensor allows modulation of the operating pump and thus an additional saving in electrical energy.	EKSRPS4	EKSRPS4A
Additional pump set RPS4				164243
Fill and tap connection solar panel with drain-back system		For easy filling of solar panels with drain-back system from 2013 onwards through the solar flow connector.	KFE DB BA	16 52 16
Burner blocking contact connection cable		For RPS2, RPS3, RPS3 M, RPS3 25M.	BSKK	16 41 10-RTX
Solar panel FlowGuard solar flow regulator		With solar flow indicator 2-16 l/min.	FLG	16 41 02-RTX
Connection tube solar panel		Ready to connect connection line 15 m between solar panel and pump station, consisting of thermally-insulated flow and return line with integrated sensor cable.	CON 15	16 47 32
Connection tube solar panel		Ready to connect connection line 20 m between solar panel and pump station, consisting of thermally-insulated flow and return line with integrated sensor cable.	CON 20	16 47 33
Solar panel solar flow sensor 100		Sensor for expanding RPS3 25M control system, enables heat yield metering in large installations. Measuring range up to 100 l/min.	FLS 100	16 41 03-RTX
Extension		For connecting a collector array (EKSV21P, EKSV26P, EKSH26P) to the on-site rigid copper connection pipes when using roof penetration box kits EKSRCAP, EKSRCRP, RCIP, RCFP.	CON X20 25M	16 42 31

Solar panels - drain-back system

DB

		Article	Type	Order No.
Extension connection tube solar panel		Ready to plug in including installation material and connection fittings L = 2.5 m L = 5.0 m L = 10.0 m Maximum possible length of the connection pipe: Number of solar panels / Max. length 2 / 45 m 3 / 30 m 4 / 17 m 5 / 15 m	CON X 25 CON X 50 CON X 100	16 42 61 16 42 62 16 42 63
Extension of the inflow pipe		UV-resistant thermally-insulated, length = 8 m, including cable connecting fitting for the solar panel sensor line.	CON XV 80	16 42 64
On-roof roof penetration, anthracite	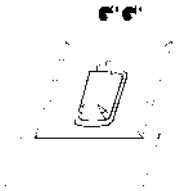	Roof penetration pack with connection fittings and solar panel installation material, consisting of anthracite roof penetration, installation material for solar panel and connection pipe, 2 m UV-proof heat insulation for the outer area, connection fittings with detaching tools and panel temperature sensor.	EKSRCAP	EKSRCAP
On-roof roof penetration, tile red	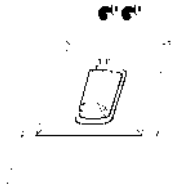	Roof penetration pack with connection fittings and solar panel installation material, consisting of tile red roof penetration, installation material for solar panel and connection pipe, 2 m UV-proof heat insulation for the outer area, connection fittings with detaching tools and panel temperature sensor.	EKSRCRP	EKSRCRP
Solar panel panel row connection		Connection kit for connecting two rows of solar panels one above the other. Consisting of solar panel installation material, equipotential bonding terminals, end caps, connection elbows and 1 m thermally-insulated piping.	CON RVP	16 20 35-RTX
Installation material, solar panel in-roof	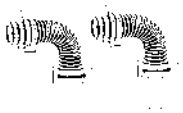	Ready to plug in including installation material and connection fittings.	RCIP	16 20 37-RTX
Roof penetration, flat roof		Roof penetration pack with connection fittings and solar panel installation material, consisting of flat-roof roof penetration, installation material for solar panel and connection pipe, 8.5 m UV-proof heat insulation for the outer area, connection fittings with detaching tools and panel temperature sensor.	RCFP	16 20 38-RTX
Roof penetration flat-roof for alternate side solar panel connection	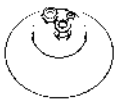	Flat roof penetration with screw connections and blind plugs for penetration openings which are not used.	CON FE	16 47 09
Solar panel boiler extension kit	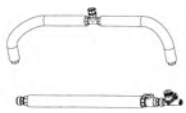	Connection kit for the connection of two warm-water storage tanks, consisting of drain-back connection tube and lead supply line.	CON SX	16 01 20

Solar panels - drain-back system

		Article	Type	Order No.
Solar panel storage tank extension kit 2		Connection kit for the connection of additional warm-water storage tanks, consisting of drain-back connection tube and lead supply line.	CON SXE	16 01 21
Circulation lance		For energetically-optimised incorporation of the tap-water circulation in the hot water connection of the warm-water storage tank.	ZKL	16 51 13
Thermostatic mixer as scalding protector		Thermal safety device for the warm-water pipe. Setting range 35-60 °C.	VTA32	15 60 15
Screw connection kit 1”		For connection of the scald protection VTA32.		15 60 16
Thermostatic regulator 230V		With capillary tube temperature sensor, setting range 35-85 °C.	SCS-TR	16 41 30
3-way switching valve 1" male		With motor drive 230V, switch-over time 6 sec.	3 W-UV	15 60 34
Collector connector (connect B)				164201-RTX
Connector 18/18				164233-RTX
Connector 15/15				164234-RTX
Plug-in coupling for RPS4 22/15				164237-RTX

EKSV-P/EKSH-P

Solar collector

Thermal solar collector for hot water production

- Solar collectors can produce up to 70% of the energy needed for hot water production - a major cost saving
- Horizontal solar collector for domestic hot water production
- Vertical solar collector for domestic hot water production
- High efficiency collectors transfer all the short-wave solar radiation into heat as a result of their highly selective coating
- Easy to install on roof tiles
- Can be used for drain-back and pressurised applications

EKSV21P

More details and final information can be found by scanning or clicking the QR codes. EKSV-P EKSH-P

Accessory				EKSV21P	EKSV26P	EKSH26P
Mounting				Vertical		Horizontal
Dimensions	Unit	Height x Width x Depth	mm	2,000 x 1,006 x 85	2,000 x 1,300 x 85	1,300 x 2,000 x 85
Weight	Unit		kg	33	42	
Volume			L	1.3	1.7	2.1
Surface	Outer		m^2	2.01	2.60	
	Aperture		m^2	1.800	2.360	
	Absorber		m^2	1.79	2.35	
Coating				Micro-therm (absorption max. 96%, Emission ca. 5% +/-2%)		
Absorber				Harp-shaped copper pipe register with laser-welded highly selective coated aluminium plate		
Glazing				Single pane safety glass, transmission +/- 92%		
Allowed roof angle	Min.~Max.		°	15~80		
Operating pressure	Max.		bar	6		
Stand still temperature	Max.		°C	192		
Thermal performance	collector efficiency (ηcol)		%	61		
	Zero loss collector efficiency η0		%	0.781	0.784	
	Heat loss coefficient a1		$W/m^2.K$	4.240	4.250	
	Temperature dependence of the heat loss coefficient a2		$W/m^2.K^2$	0.006	0.007	
	Thermal capacity		kJ/K	4.9	6.5	
Auxiliary	Solpump		W	-		
	Annual auxiliary electricity consumption Qaux		kWh	-		
	Solstandby		W	-		

EKSRPS4A/EKSRDS2A

Pump station

- Save energy and reduce CO_2 emissions with a solar system for domestic hot water production
- Pump station connectable to drain-back solar system
- Pump station and control provide the transfer of solar heat to the domestic hot water tank

EKSRPS4A

More details and final information can be found by scanning or clicking the QR codes. EKSRDS2A EKSRPS4A

Accessory				EKSRPS4A	EKSRDS2A
Mounting				On side of tank	On wall
Dimensions	Unit	Height x Width x Depth	mm	815 x 142 x 230	410 x 314 x 154
Weight	Unit		kg	6.4	6
Operation range	Ambient temperature	Min.~Max.	°C	5~40	-~40
Operating pressure	Max.		bar	-	6
Stand still temperature	Max.		°C	85	120
Control	Type			Digital temperature difference controller with plain text display	
	Power consumption		W	2	5
Sensor	Solar panel temperature sensor			Pt1000	
	Storage tank sensor			PTC	-
	Return flow sensor			PTC	-
	Feed temperature and flow sensor			Voltage signal (3.5V DC)	-
Power supply	Phase/Frequency/Voltage		Hz/V	1~/50/230	-/50/230
Power supply intake				Indoor unit	
Auxiliary	Solpump		W	37.3	23
	Annual auxiliary electricity consumption Qaux		kWh	92.1	89
	Solstandby		W	2.00	5.00

8 reasons

to buy a Daikin (multi-)split system

Full R-32 range for average and cold outdoor temperatures

1. **Best performance** and **highest energy** efficiencies
2. Top indoor air quality through **unique filtration**
3. Reliability thanks to **best technologies and service**
4. Connectivity: **WLAN available** on all units
5. Multi connection up to **5 ports**
6. **Highest quality standards**: from parts to production
7. Best comfort through **intelligent sensors** and **airflow techniques**
8. Iconic and **award-winning** design

Residential

air to air solutions

Why choose a Daikin split system? 270

Product range overview 284

Benefits overview 286

R-32 standard range 288

Wall mounted units 288

UNIQUE Ururu Sarara DAIKIN emura FTXZ-N / RXZ-N 289

NEW FTXJ-AW/S/B / RXJ-A 292

stylish C/FTXA-AW/BS/BT/BB / RXA-A9/B 294

perfera C/FTXM-R / RXM-R(9) 300

comfora FTXP-M (9) / RXP-M(9) 301

UPDATE sensira FTXF-D / RXF-D 302

sensira FTXC-C / RXC-C 303

NEW sensira FTXQ-A / RXQ-A 304

Floor standing units 306

C/FVXM-A / RXM-R(9) 308

FVXM-F / RXM-R(9) 309

Concealed ceiling unit 310

FDXM-F9 / RXM-R(9) 310

Multi outdoor units 312

NEW 2MXM40-50-68A 313

NEW 3MXM40-52-68A 313

NEW 4MXM68-80A 313

NEW 5MXM90A 313

Multi+ outdoor unit and tank 314

NEW 4MWXM52A 314

EKHWET-BV3 314

Sensira multi outdoor units 316

2-3MXF-A(9) 316

Hybrid multi 317

CHYHBH-AV32 / EHYKOMB-AA2/3 317

R-32 Siesta range 318

Siesta wall mounted units 318

ATXM-R / ARXM-R(9) 319

ATXP-M / ARXP-M 320

UPDATE ATXF-D/A / ARXF-D/A 321

ATXC-C / ARXC-C 322

NEW ATXQ-A / ARXQ-A 323

Siesta multi outdoor unit 324

2/3AMXM-M9/N9 324

2-3AMXF-A(9) 325

R-32 Optimised heating range 326

Wall mounted units 327

NEW stylish FTXTA-BW/BB / RXTA-B 327

NEW perfera FTXTM-R / RXTM-R 328

UPDATE comfora FTXTP-M / RXTP-R 329

Floor standing units 330

UPDATE perfera FVXM-A / RXTP-R 330

Siesta wall mounted units 331

UPDATE ATXTP-M / ARXTP-R 331

Options & accessories 332

Combination tables 335

BLUEVOLUTION

Bluevolution for complete range

The Bluevolution technology combines a specifically developed compressor and the R-32 refrigerant. Daikin is the first company in the world to launch heat pumps equipped with R-32. With a lower Global Warming Potential (GWP), the R-32 is equivalent in power to standard refrigerants, but achieves higher energy efficiency and lower CO_2 emissions. Easy to recover and reuse, R-32 is the perfect solution for attaining the new European CO_2 emission targets.

For latest data, please consult my.daikin.eu

Best performance

and highest energy efficiencies

An air conditioner provides you comfort all year long. Whether it is extremely cold or hot outside, you expect your air conditioner to perform in the same stable way. Our units are tested in all weather conditions, guaranteeing their capacity at all outdoor temperatures. Our special optimised for heating range provides heating even at -25°C.

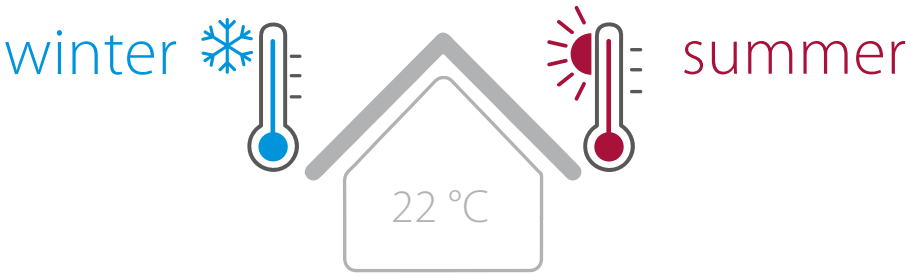

Additionally we strive for offering units with the highest seasonal energy efficiencies, up to A+++ in cooling and heating. This performance and efficiency level can only be met by implementing the best technologies in our units.

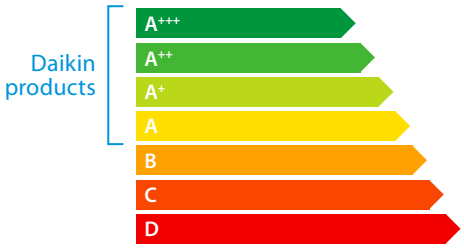

Heat pump principle

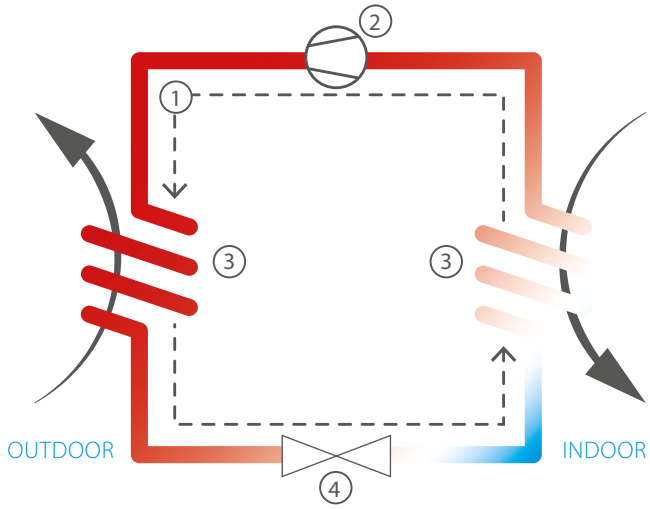

COOLING CYCLE

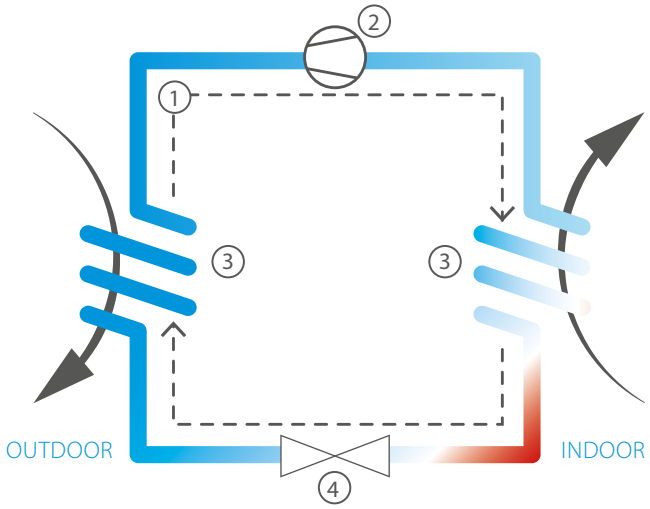

HEATING CYCLE

① **REFRIGERANT**: R-32 is the best energy performing refrigerant with low environmental impact, developed and produced by Daikin.

② **COMPRESSOR**: Our in-house develop swing compressor provides maximum capacity

③ **2 HEAT EXCHANGERS**: The evaporator and condensor are made out of high quality copper tubes, with incisions inside of the tubes to increase the exchange of heat even more.

The aluminium fins on the outdoor unit are precoated, making them resistant for harsh outdoor conditions

④ **THE ELECTRONIC EXPANSION VALVE** releases the liquified refrigerant electronically in the evaporator thus exact temperatures can be reached in the evaporator.

This results in:
› Best comfort
› Best and reliable energy efficiencies

Top indoor air quality
through unique filtration

Internal pollution has less obvious consequences on people and manifests the effects in the long run, this causes a lower level of attention.

90% of our time is spent indoors. The indoor air is 2 to 5 times more polluted than outdoor air.

Within our air conditioners, we offer **several filtering techniques** depending on the range:

	Flash Streamer	Titanium Apatite deodorising filter	Silver Allergen removing filter	Dust Filter	Self Cleaning Air filter
Ururu Sarara	•	•			•
Stylish	•	•	•	•	
Daikin Emura		•	•	•	
Perfera	•	•	•	•	
Comfora		•	•	•	
Sensira		•		•	

The different type of filters remove odours, allergens and dust.

		Odours	Allergens	Dust
Flash streamer	Using electrons to trigger chemical reactions with air borne particles, the Flash Streamer breaks down allergens such as pollen and fungal allergens and removes bothersome odours providing a better, cleaner air	•	•	
Titanium apatite deodorising filter	Decomposes bothersome odours of for example tobacco and pets	•		
Silver allergen removal and air purifying filter	Captures allergens such as pollen to ensure a steady supply of clean air		•	
Dust filter	Removes airborne dust particles to ensure a steady supply of clean air			•
Self-cleaning filter	The air filter removes airborne dust particles from the air while the integrated brush regularly and automatically cleans the filter to ensure a steady supply of clean air			•

To increase your personal comfort and indoor air quality to a next level, **our air conditioners can work together with our air purifiers.**

If you only require heating or cooling, an air conditioner is sufficient. If you want perfect indoor air quality including heating and/or cooling, it is advised to combine your air conditioning system with an air purifier.

Comfort

99,98% of coronavirus removed in 2.5 minutes

Pure air

MC55W/VB

MCK55W

Tested by Institut Pasteur de Lille

BRITISH ALLERGY FOUNDATION • ALLERGY UK SEAL OF APPROVAL •

- Cooling
- Heating
- Air purification by removing odours, allergens, dust
- Proven effectiveness against respiratory viruses evaluated by Institut Pasteur de Lille
- Humidification

Air purifier filtering principle

CLASH
The dust collection filter catches the floating substances with the attached harmful gases and Streamer decomposes the gases by oxidation.

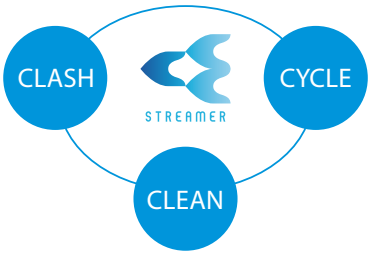

CYCLE
The deodorising filter adsorbs and decomposes odour. Thanks to the regeneration of the adsorbing capacity, the deodorising capacity is maintained. No need to change the deodorising filter, unlike air purifiers with activated carbon filters.

CLEAN
Removes bacteria from dust collection filter and humidifying filter.

*Daikin device MCK55WVM (commercial name MCK55W), tested by Institut Pasteur de Lille, removes 99.996 % of Human Coronavirus HCoV-229E in 2.5 minutes running time at 'turbo' speed in laboratory conditions(air-tight chamber with inner volume 0.47 m3, no air renewal). Human Coronavirus HCoV-229E is different from the virus responsible for COVID-19, SARS-CoV-2, but belongs to the same family of coronaviruses. Daikin device MC55WVM (commercial names MC55W/VB), tested by Institut Pasteur de Lille, removes 99.98 % of Human Coronavirus HCoV-229E in 2.5 minutes running time at 'turbo' speed in laboratory conditions (air-tight chamber with inner volume 1.4 m3, no air renewal). Human Coronavirus HCoV-229E is different from the virus responsible for COVID-19, SARS-CoV-2, but belongs to the same family of coronaviruses. Daikin device MCK55WVM (commercial name MCK55W), tested by Institut Pasteur de Lille, removes 99.986 % of Influenza A virus subtype H1N1 in 2.5 minutes running time at 'turbo' speed in laboratory conditions (air-tight chamber with inner volume 0.47 m3, no air renewal). Daikin device MC55WVM (commercial names MC55W/VB), tested by Institut Pasteur de Lille, removes 99.93 % of Influenza A virus subtype H1N1 in 2.5 minutes running time at 'turbo' speed in laboratory conditions (air-tight chamber with inner volume 0.47 m3, no air renewal)

NEW

DCS Lite

From the professional portal, installers can activate the remote monitoring allowing them to supervise your installation on multiple parameters, from their location. They will get an automatic notification in case there is something wrong with the installation. By changing certain settings they can improve your comfort immediately. Save time and get a better support, thanks to these new features.

How to access?

Through the e-care app and SBM Pro portal.

What to expect

Remote monitoring and servicing of split products, after consent from the end user.

- Control your customer's unit and change settings.
- Read out temperature, energy consumption and error codes.

	Description	DCS lite
CONTROL	Unit on/off	•
	Operation mode	•
	Temperature set point	•
	Fan speed	•
	Econo mode	•
	Schedules	•
	Flash streamer	•
	Powerful mode	•
	Comfort	•
	Horizontal swing	•
	Vertical swing	•
	Demand control	•
	Holiday mode	•
INFO	Indoor temperature	•
	Outodoor temperature	•
	Energy conqumption	•
	Error state & code	•
	Adapter model number	•
	Adapter serial number	•

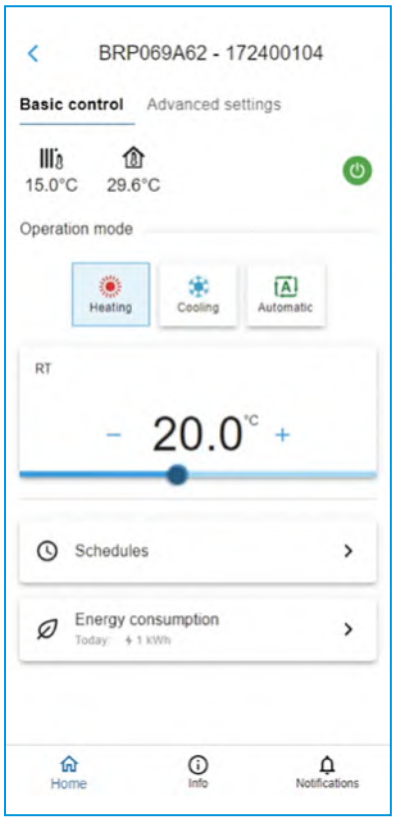

Adjust a room setpoint remotely

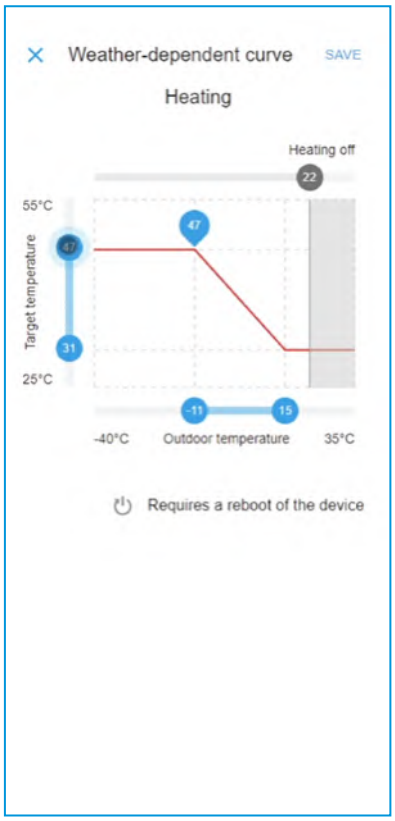

Adjust the weather-dependent curve remotely

Connectivity

The Onecta app can control and monitor up to 50 split air conditioning units.

All Bluevolution units are connectable with the Onecta app.

Control

Control operation mode, temperature, air purification, fan speed & direction

Schedule

Schedule the set temperature, operation mode and fan speed

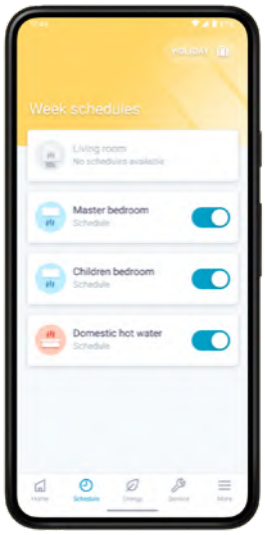

Monitor

Monitor your energy consumption, set holiday schedule

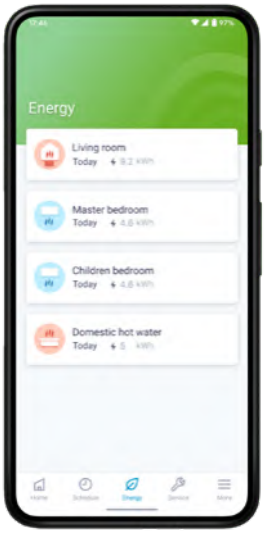

Identify

Identify the rooms of your house

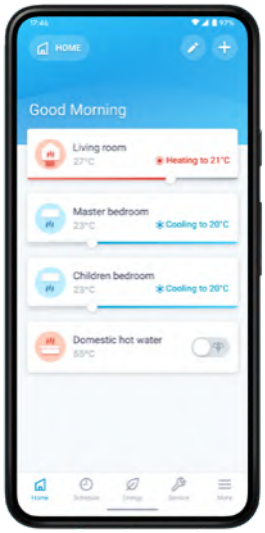

Intuitive online and voice control

Control your system and enjoy maximum comfort, just by using your voice. Via Amazon Alexa or Google Assistant you can control main functions such as temperature set point, operation mode, fan speed, and much more!

Your benefits

- Access to various features for controlling your internal climate
- Manage the temperature, operating mode, air purification and fans with the interactive thermostat
- Create different operating schedules and modes
- Monitor energy consumption

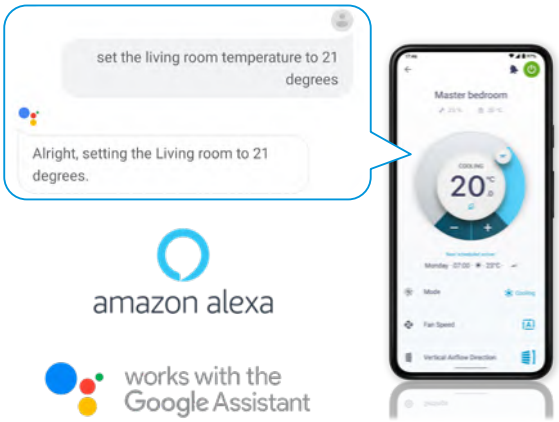

Multi

A Daikin multi split system offers you unexpected possibilities in creating a comfortable and cosy home. This is your solution to reduce limitations like environmental impact and financial aspects.

Choose between 2 options

Multi
for cooling and heating
(up to 5 indoor units)

NEW Multi+
for cooling, heating and hot water
Connect **Multi+ outdoor unit** with up to 3 indoor units and a 90 l or 120 l tank to provide domestic hot water

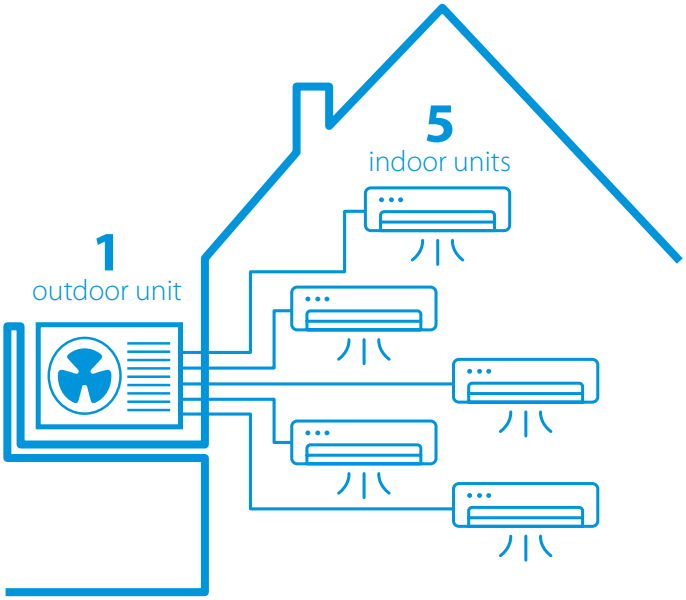

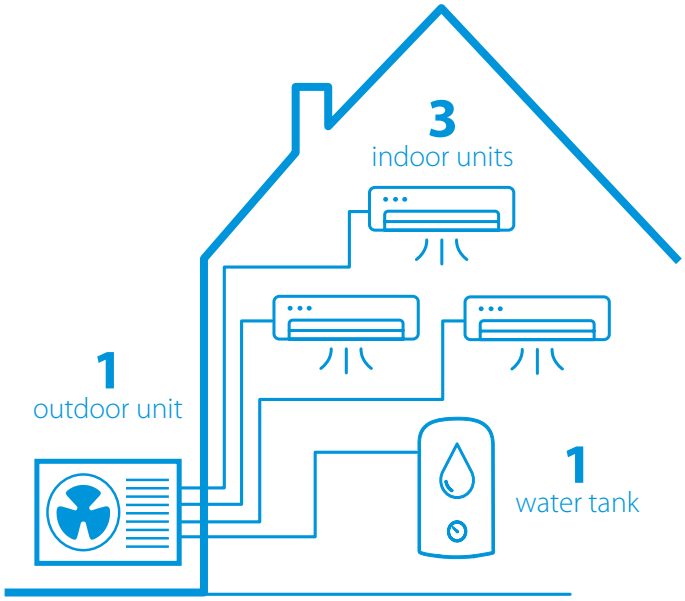

Less mounting space, less visibility, less sound

SAVE SPACE
Drastically reduce the space required for placing a number of units on your facade.

LESS VISIBILITY
Enjoy your nice ambience. Finding just one hiding place is much easier.

LESS NOISE
Only one unit in operation is much quieter than two or more units.

Easier installation, wiring, piping and maintenance

SAVE MOUNTING EQUIPMENT
Wherever you want to place an outdoor unit, for every unit you will need correct mounting equipment for a secure fixing and problem-free operation.

SAVE TIME
The physical installation, wiring, drain piping as well as the initial setup of only one system is much easier and faster.

REDUCED CHANCE OF TECHNICAL ERRORS

When using only one outdoor unit instead of two or more, the statistical probability of a possible technical defect is reduced with every unit that you do not need.

More flexibility: connect up to 5 indoor units of any style

There are many possibilities in comfort you can profit from a multi split solution:

Up to 5 indoor units connectable to **only one outdoor** unit

Every single indoor unit can be **regulated separately**

Choose from a **greater variety** of connectable indoor unit types out of our split and Sky Air series

Use **low capacity** indoor units specially designed for small rooms which can only be connected to a multi split system

Are you planning an additional indoor unit later on? Just **decide now** for an outdoor unit with higher capacity and simply **connect it later**.

Lower power consumption, high efficiency

Our big compressors can work more efficiently than various smaller ones with the same capacity in sum. Also save a significant proportion of energy thanks to standby mode.

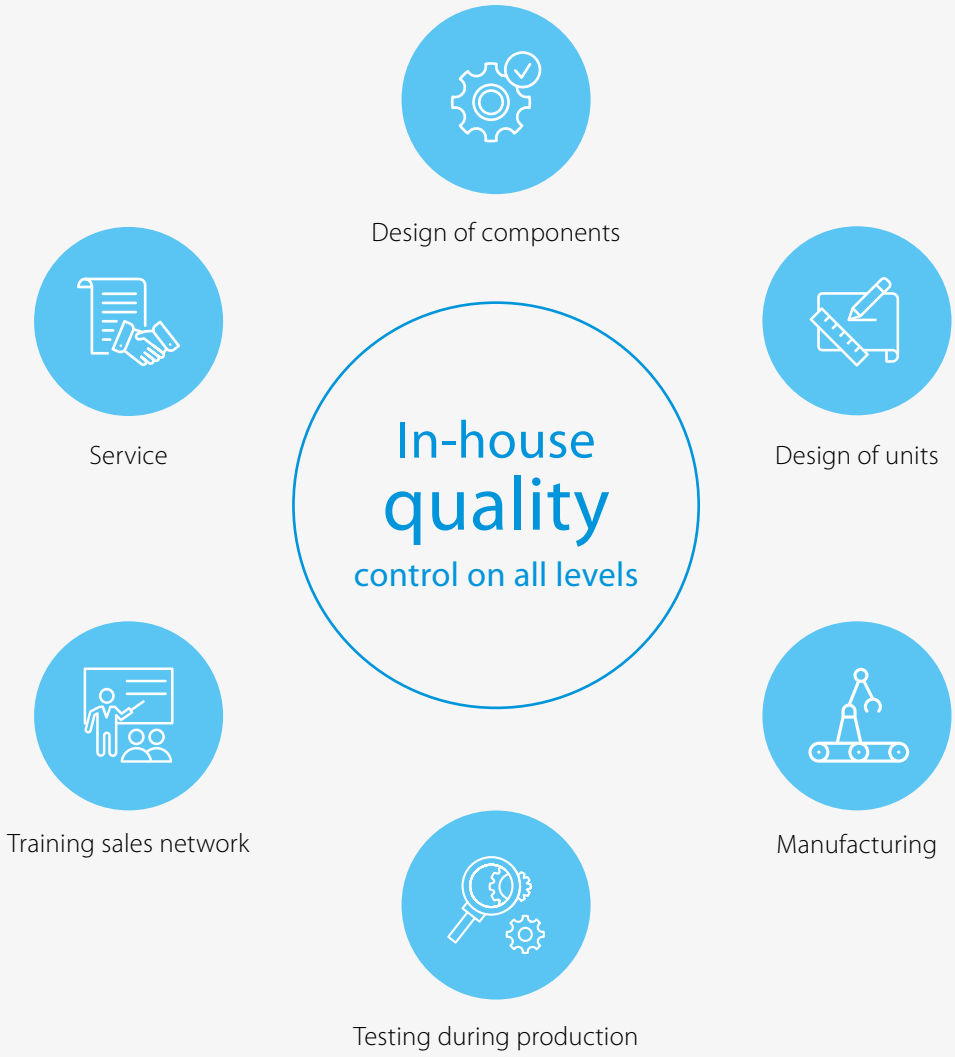

Quality

Innovation and quality have always been keystones of Daikin philosophy. We strongly believe that by offering the best products, we can maintain our success. Daikin's quality is continuously reinforced by the intensive training of our sales network and improvements in our products and production processes. Quality begins at the design phase. Manufacturing our own compressors, refrigerants, and other major components allows us design quality control into our products from the beginning.

Stand By Me, my climate of security

With your customer's new Daikin installation and Stand By Me service programme, you can rest assured they are benefiting from the best comfort, energy efficiency, usability and service available on the market.

Free warranty extension

FREE

The first advantage of **Stand By Me** is a free warranty extension:

- ☑ applies to both labour and parts
- ☑ begins immediately after registration

Quick follow-up by Daikin service partners

Daikin service partners are automatically notified when a customer registers their installation on **www.standbyme.daikin.eu** and needs maintenance.

Your customer is guaranteed:

- ☑ quick and reliable service
- ☑ management of all information related to their installation such as, registration documents, attendance records, maintenance records, etc.
- ☑ immediate access to the correct information contributes to flawless service

Extended warranty on parts

For a small fee, customers can extend the warranty on specific parts. **Stand By Me** guarantees:

- ☑ that each component is replaced quickly
- ☑ helps avoid financial surprises
- ☑ long life and smooth operation and all other benefits of a Daikin installation
- ☑ reliable service from official Daikin service partners

Daikin service partners work exclusively with Daikin parts and have all of the necessary technical knowledge to solve any issue that may arise

Register your Daikin unit:

www.standbyme.daikin.eu

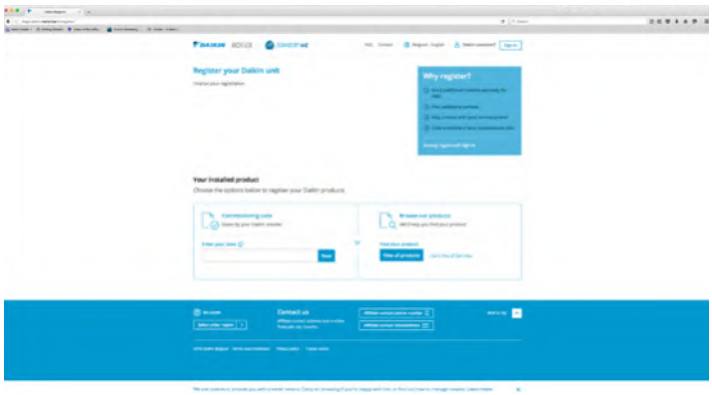

Installer service

E-Care app

The Daikin e-Care app wants to make the life of a Daikin installer easier by offering Stand By Me registrations via QR code scanning, easy configuration of your heating installation and trouble-shooting via the e-Doctor part.

NEW

Order your **spareparts** direclty via the e-Care app, update the settings of your installation with a **Wifi USB** stick and avoid any possible mistake during commissioning of your installation thanks to the easy guidance of the **Commissioning Assistant**.

GET IT ON Google Play

Available on the App Store

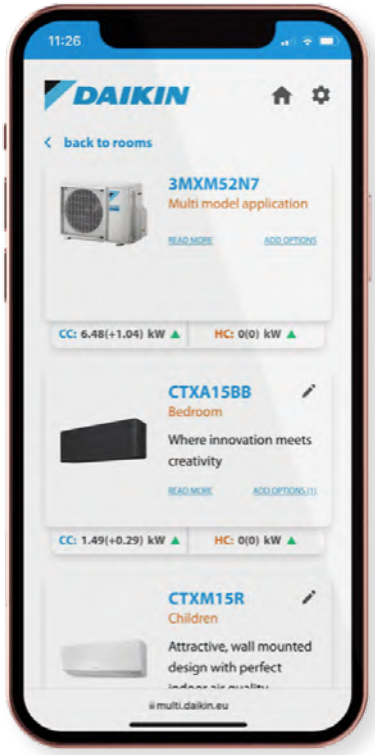

Multi Split selection software

Make an accurate selection of your Daikin Multi Split system in a few steps!

Easy web-based selection tool for our multi split range. It allows to choose the most designated system for each customer's individual needs.

1. Sign in with your Daikin ID
2. Create a new project or choose one of your previously created projects
3. Enter your project details
4. Enter the building details
5. Add rooms
6. The best solution is proposed

Go to **multi.daikin.eu**
and watch the instruction video

Daikin 3D app for end-users

Daikin 3D app is the application that allows you to choose the air conditioning and watch it at home BEFORE you buy it!

With the Daikin 3D app you can **virtually place** an air conditioner in your own interior.

Switch on the device, get close, look from every angle, add dimensions and take a photo so that you can easily compare all the different Daikin options.

Available on the App Store

GET IT ON Google Play

Product range
Choose the desired device

Product detail
Consult the technical data sheets and find additional information

3D visualisation
Customize the size, colour, rotate and move the air conditioning to your liking

Best comfort through intelligent sensors and airflow techniques

Low sound

Our indoor units are almost inaudible to hear with sound levels down to 19dBA thanks to high-end airflow techniques and in-house developed fans.

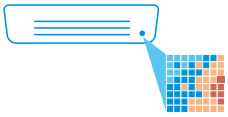

Intelligent thermal sensor

Stylish FTXA uses an intelligent thermal sensor to detect the surface temperature of a room to create a more comfortable climate by directing the airflow that requires cooling or heating.

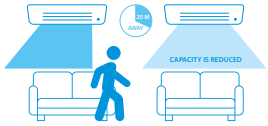

2-area motion detection sensor

Air flow is sent to a zone other than where the person is located at that moment. If no people are detected, the unit will automatically switch over to the energy efficient setting.

NEW In addition, a special software is developed on a range of outdoor units* to lower the sound level if required by legislation.
For more information, please contact your local sales office.

* RXM20-35R9, RXA20-35A9, RXJ20-35A, 2MXM40-50A, 3MXM40-52A, 2AMXM40-50A

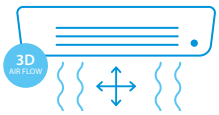

3-D air flow

Combines vertical and horizontal auto-swing to circulate a stream of warm or cool air right to the corners of even large spaces.

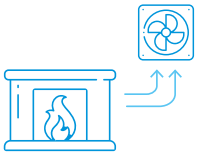

Fireplace logic

When installed close to a heating device (e.g. fireplace or oven) and the set temperature is reached, the fan keeps on running to have an even temperature throughout the whole house (Applicable for optimised heating FTXTM-R and FTXTA-BW/BB)



Iconic and award winning designs

Our Stylish and Ururu Sarara have earned several awards for their innovative look and functional capabilities.

reddot design award
winner 2013

White FTXA-AW

Silver FTXA-BS

Blackwood FTXA-BT

Black FTXA-BB

GOOD DESIGN

iF DESIGN AWARD 2018

reddot award 2018
winner

Full Split R-32 product range

Full R-32 indoor unit range for average and cold outdoor temperatures

BLUEVOLUTION

		Model	Product name	15	20	25	30	35	40	42	50	60	71
Standard range	Wall mounted	Ururu Sarara Complete climate control with (de)humidification, air purification & ventilation with top efficiencies in heating & cooling	FTXZ-N			A+++ A+++ (pair only)		A+++ A+++ (pair only)			A+++ A+++ (pair only)		
		Daikin Emura Design that speaks for itself	FTXJ-AW/S/B		A+++ A+++	A+++ A+++		A+++ A+++		A++ A++	A++ A++		
		Stylish Most compact design wall mounted unit	CTXA-AW/BS/BT/BB	● (multi only)									
			FTXA-AW/BS/BT/BB		A+++ A+++	A+++ A+++		A+++ A+++		A++ A++	A++ A++		
		Perfera Wall mounted unit design for high performance and high indoor air quality	CTXM-R	● (multi only)									
			FTXM-R		A+++ A+++	A+++ A+++		A+++ A+++		A++ A++	A++ A++	A++ A+	A++ A+
		Comfora Discreet wall mounted unit providing high efficiency and comfort	FTXP-M9		A++ A++	A++ A++		A++ A++			A++ A+ (pair only)	A++ A+ (pair only)	A++ A+ (pair only)
		Sensira Wall mounted unit for low energy consumption and pleasant comfort	FTXF-D		A++ A+ (pair only)	A++ A+ (pair only)		A++ A+ (pair only)		A++ A+ (pair only)	A++ A+ (pair only)	A++ A+ (pair only)	A A (pair only)
			CTXF-C / FTXF-B		● (multi only)	● (multi only)		● (multi only)					
		Sensira Wall mounted unit, offering good value for money and ensuring a steady supply of clean air	FTXC-C		A++ A+ (pair only)	A++ A+ (pair only)		A++ A+ (pair only)			A++ A+ (pair only)	A++ A+ (pair only)	A A (pair only)
		Sensira Wall mounted unit, offering good value for money	FTXQ-A			A++ A+ (pair only)		A++ A+ (pair only)					
	Floor standing	Floor standing unit Design floor standing unit for optimal heating comfort thanks to unique heating features	CVXM-A		● (multi only)								
			FVXM-A			A+++ A++		A++ A++			A++ A+		
		Floor standing unit Floor standing unit for optimal heating comfort thanks to dual airflow	FVXM-F			A++ A+		A++ A+			A++ A+		
	Concealed ceiling	Concealed ceiling unit Compact concealed ceiling unit, with a height of only 200mm	FDXM-F9			A+ A+		A A			A+ A	A A	
Siesta range	Wall mounted	Siesta wall mounted unit Discreet, modern design for optimal efficiency and comfort thanks to 2 area motion detection sensor	ATXM-R		● (multi only)	A+++ A+++		A+++ A+++			A++ A++		
		Siesta wall mounted unit Discreet Siesta wall mounted unit providing high efficiency and comfort	ATXP-M		A++ A++	A++ A++		A++ A++					
		Siesta wall mounted unit Wall mounted unit for low energy consumption and pleasant comfort	ATXF-D/A		A++ A+	A++ A+		A++ A+		A++ A+ (pair only)	A++ A+ (pair only)	A++ A+	A A
		Siesta wall mounted unit Wall mounted unit, offering good value for money and ensuring a steady supply of clean air	ATXC-C		A++ A+ (pair only)	A++ A+ (pair only)		A++ A+ (pair only)			A++ A+ (pair only)	A++ A+ (pair only)	A A (pair only)
		Siesta wall mounted unit Wall mounted unit, offering good value for money	ATXQ-A			A++ A+		A++ A+					
Optimised heating range	Wall mounted	Stylish Most compact design wall mounted unit, even at ambient temperatures down to -25°C	FTXTA-BW/BB				A++ A+++ (pair only)						
		Perfera Attractive, wall mounted design with perfect indoor air quality	FTXTM-R				A++ A+++ (pair only)		A++ A+++ (pair only)				
		Comfora Discreet wall mounted unit providing high efficiency and comfort	FTXTP-M			A++ A++ (pair only)		A++ A++ (pair only)					
		Floor standing unit Design floor standing unit for optimal heating comfort thanks to unique heating features	FVXM-A			A++ A++ (pair only)		A++ A++ (pair only)					
		Siesta wall mounted unit Discreet wall mounted unit providing high efficiency and comfort	ATXTP-M			A++ A++ (pair only)		A++ A++ (pair only)					

Energy efficiency class in cooling and heating (average climate)

Full R-32 pair and multi outdoor unit range

Flexible configurations work in all homes
Whether you are looking for a single room solution or a system for your entire home, we can accommodate your needs.

Pair split or multi split combination – the direct system comparison



Conventional pair split installation for air-conditioning three rooms

Solution for the same situation with only one multi split outdoor unit

	Model	Product name	20	25	30	35	40	42	50	52	60	68	71	80	90
Standard range	Pair heat pump	RXZ-N		●		●			●						
		RXA-A9/B	●	●		●		●	●						
		RXJ-A	●	●		●		●	●						
		RXM-R(9)	●	●		●		●	●		●		●		
		RXP-M(9)	●	●		●			●		●		●		
		RXF-D	●	●		●		●	●		●		●		
		RXC-C	●	●		●			●		●		●		
		RXQ-A		●		●									
	Multi heat pump	2-port MXM-A					●		●			● new capacity			
		3-port MXM-A					●			●		●			
		4-port MXM-A										●		●	
		5-port MXM-A													●
		2-port MXF-A					●		●						
		3-port MXF-A9								●		●			
	Multi + heat pump and hot water	4-port MWXM-A								●					
Siesta range	Pair heat pump	ARXM-R(9)		●		●			●						
		ARXP-M	●	●		●									
		ARXF-D/A	●	●		●		●	●		●		●		
		ARXC-C	●	●		●			●		●		●		
		ARXQ-A		●		●									
	Multi heat pump	2-port AMXM-M9					●		●						
		3-port AMXM-N9								●					
		2-port AMXF-A					●		●						
		3-port AMXF-A9								●					
Optimised heating range	Pair heat pump down -25°C	RXTA-B			●										
		RXTM-R			● (pair only)		● (pair only)								
		RXTP-R		● (pair only)		● (pair only)									
		ARXTP-R		● (pair only)		● (pair only)									

Benefits overview

Split

BLUEVOLUTION

R-32

		Standard range									
		Wall mounted									Concealed ceiling
				NEW			UPDATE			NEW	
		FTXZ-N	C/FTXA-AW/BS/BT/BB	FTXJ-AW/S/B	C/FTXM-R	FTXP-M(9)	FTXF-D	CTXF-C / FTXF-B	FTXC-C	FTXQ-A	FDXM-F9
								multi only			
We care	Econo mode	●	●	●	●	●	●	●		●	
	2-area motion detection sensor			●	●						
	3- area motion detection sensor	●									
	Energy saving during operation standby	●	●	●	●	●	●	●	●	●	
	Home leave operation										●
	Night set mode		●	●	●	●				●	
	Fan only	●	●	●	●	●	●	●	●	●	●
	Auto cleaning filter	●									●*
Comfort	Comfort mode	●	●	●	●	●	●	●		●	
	Powerful mode	●	●	●	●	●	●	●	●	●	
	Auto cooling-heating changeover	●	●	●	●	●	●	●	●	●	
	Whisper quiet (down to 19dBA)	●	●	●	●	●					
	Practically inaudible		●	●	●	●					
	Indoor unit silent operation	●	●	●	●	●	●	●		●	
	Comfortable sleeping mode	●							●		
	Outdoor unit silent operation	●	●	●	●						
	Fire place logic										
	Heat boost				●						
	Heat plus										
	Floor warming										
Air flow	3-D Air flow	●	●	●	●	●					
	Vertical auto swing	●	●	●	●	●	●	●	●	●	
	Horizontal auto swing	●	●	●	●	●				●	
	Auto fan speed	●	●	●	●	●	●	●	●	●	
	Fan speed steps	5	5	5	5	5	3	3	5	5	3
	Intelligent thermal sensor		●								
	Coanda Effect	● (cooling only)	● (cooling and heating)								
Humidity control	Ururu - humidification	●									
	Sarara - dehumidification	●									
	Dry programme		●	●	●	●	●	●	●	●	●
Air treatment	Flash Streamer**	●	●		●						
	Titanium apatite deodorising filter	●	●	●	●	●			●		
	Silver allergen removal and air purifying filter			●	●	●					
	Air filter	●	●	●	●	●	●	●	●	●	●
Remote control & timer	Onecta app	●*	●	●	●	●*	●*	●*	●*	●	●*
	Weekly timer		●	●	●						●
	24 Hour timer	●		●	●	●	●	●	●		●
	Infrared remote control	●	●	●	●	●	●	●	●	●	●
	Wired remote control		●*	●*	●*						●*
	Centralised remote control	●	●	●	●						●
	Multi zoning										●
Other functions	Auto-restart	●	●	●	●	●	●	●	●	●	●
	Self-diagnosis	●	●	●	●	●	●	●	●	●	●
	Multi model application		●	●	●	● 20,25,35 class		● 20,25,35 class			●
	Guaranteed operation down to -25°C										

* Available as option

** The Flash Streamer technology is not meant to be used for medical purposes

		Siesta range					Optimised heating range				
Floor standing		Siesta Wall mounted UPDATE				NEW	Wall mounted NEW	NEW	UPDATE	Floor standing	Siesta Wall mounted UPDATE
C/FVXM-A	FVXM-F	ATXM-R	ATXP-M	ATXF-D/A	ATXC-C	ATXQ-A	FTXTA-BW/BB	FTXTM-R	FTXTP-M	FVXM-A	ATXTP-M
●	●	●	●	●		●	●	●	●	●	●
		●						●			
●		●	●	●	●	●	●	●	●	●	●
●	●	●	●			●	●	●	●	●	●
●	●	●	●	●	●	●	●	●	●	●	●
		●	●	●		●	●	●	●		●
●	●	●	●	●	●	●	●	●	●	●	●
●	●	●	●	●	●	●	●	●	●	●	●
		●									
●			●				●	●		●	
●	●	●	●	●		●	●	●	●	●	●
					●						
●	●	●					●	●		●	
							●	●			
●		●					●	●		●	
●										●	
●										●	
		●	●				●	●			
●	●	●	●	●	●	●	●	●	●	●	●
		●	●				●	●			
●	●	●	●	●	●	●	●	●	●	●	●
5	5	5	5	3	5	●	5	5	5	5	5
							●				
							●				
●	●	●	●	●	●	●	●	●	●	●	●
●		●					●	●		●	
●	●		●				●	●	●	●	●
			●								
●	●	●	●	●	●	●	●	●	●	●	●
●	●*	●*	●*	●*	●*	●	●	●*	●*	●	●*
●	●	●					●	●		●	
●	●	●	●	●	●			●	●	●	●
●	●	●	●	●	●	●	●	●	●	●	●
●		●*					●*	●*		●	
●	●	●					●	●		●	
●	●	●	●	●	●	●	●	●	●	●	●
●	●	●	●	●	●	●	●	●	●	●	●
● (2 and 3 port)	●	●	● 20,25,35 class	● 20,25,35 class (ATXF-A only)							
							●	●	●	●	●

Ururu Sarara

The best of the best

Why choose Ururu Sarara?

The Daikin Ururu Sarara brings a new level of sophisticated control to air conditioning. It has five air treatment techniques which together provide a total comfort solution. In addition, the Ururu Sarara range has SEER and SCOP A+++ ratings thanks to its energy efficient compressor and heat exchanger. Because of its innovative technology, as well as its design, it won the prestigious Red Dot design award in 2013.

5 air treatment techniques

- Heating and cooling in one unit, for year-round comfort with the highest energy label available
- In winter, the Ururu function replenishes the moisture in the air to maintain a comfortable feel without unnecessary heating
- In summer, the Sarara function removes excess moisture while maintaining an even temperature thus eliminating the need for extra cooling
- Ventilation for fresh air even with closed windows
- Air purification and automatic filter cleaning to remove allergens to supply clean air

reddot design award
winner 2013

A+++

DAIKIN

BLUEVOLUTION

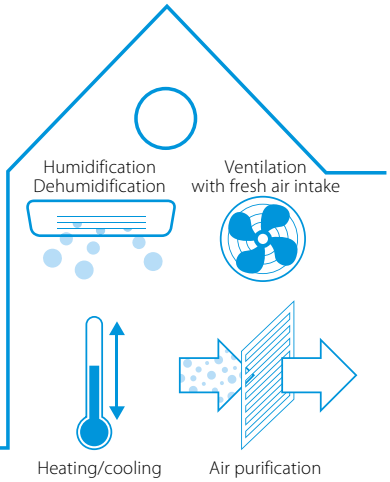

* The Flash Streamer technology is not meant to be used for medical purposes

Ururu Sarara

BLUEVOLUTION

Wall mounted unit

Complete climate control with (de) humidification, air purification & ventilation with top efficiencies in heating & cooling

- Unique combination of humidification, dehumidification, ventilation, air purification and heating & cooling in 1 system
- 3 area motion detection sensor: air flow is sent to a zone other than where the person is located at that moment. Detection is done in 3 directions: left, front and right. If no people are detected, the unit will automatically switch over to the energy-efficient setting
- No need to clean filters, thanks to the self cleaning filter
- Voice command via Amazon Alexa or Google Assistant to control main functions such as set point, operation mode, fan speed, etc
- Onecta app (optional): control your indoor from any location with an app, via your local network or internet and keep an overview on your energy consumption
- Seasonal efficiency values: full range A+++ in cooling and heating
- Whisper quiet in operation: the operating of the unit can hardly be heard. The sound pressure level goes down to 19dBA!
- 3-D air flow combines vertical and horizontal auto swing to circulate a stream of warm or cool air right to the corners of even large spaces
- Reddot design award winner 2013

More details and final information can be found by scanning or clicking the QR codes.

FTXZ-N

RXZ-N

Efficiency data				FTXZ + RXZ	25N + 25N	35N + 35N	50N + 50N
Cooling capacity	Min./Nom./Max.			kW	0.6/2.5/3.9	0.6/3.5/5.3	0.6/5.0/5.8
Heating capacity	Min./Nom./Max.			kW	0.6/3.6/7.5	0.6/5.0/9.0	0.6/6.3/9.4
Power input	Cooling		Min./Nom./Max.	kW	0.11/0.41/0.88	0.11/0.66/1.33	0.11/1.10/1.60
	Heating		Min./Nom./Max.	kW	0.10/0.62/2.01	0.10/1.00/2.53	0.10/1.41/2.64
Space cooling	Energy efficiency class					A+++	
	Capacity		Pdesign	kW	2.50	3.50	5.00
	SEER				9.54	9.00	8.60
	Annual energy consumption			kWh/a	92	136	203
Space heating (Average climate)	Energy efficiency class					A+++	
	Capacity		Pdesign	kW	3.50	4.50	5.60
	SCOP/A				5.90	5.73	5.50
	Annual energy consumption			kWh/a	831	1,100	1,427
Nominal efficiency	EER				6.10	5.30	4.55
	COP				5.80	5.00	4.47
	Annual energy consumption			kWh	205	330	550
	Energy labeling Directive		Cooling/Heating			A/A	

Indoor unit				FTXZ	25N	35N	50N
Dimensions	Unit	HeightxWidthxDepth		mm		295x798x372	
Weight	Unit			kg		15	
Air filter	Type					Auto cleaning filter	
Fan	Air flow rate	Cooling	Silent operation/Low/High	m^3/min	4.0/5.3/10.7	4.0/5.6/12.1	4.6/6.6/15.0
		Heating	Silent operation/Low/High	m^3/min	4.8/6.7/11.7	4.8/6.9/13.3	5.9/7.7/14.4
Sound power level	Cooling			dBA	54	57	60
	Heating			dBA	56	57	59
Sound pressure level	Cooling	Silent operation/Low/Nom./High		dBA	19/26/33/38	19/27/35/42	23/30/38/47
	Heating	Silent operation/Low/Nom./High		dBA	19/28/35/39	19/29/36/42	24/31/38/44
Control systems	Infrared remote control					ARC477A1	
Power supply	Phase/Frequency/Voltage			Hz/V		1~/50/220-240	

Outdoor unit				RXZ	25N	35N	50N
Dimensions	Unit	HeightxWidthxDepth		mm		693x795x300	
Weight	Unit			kg		50	
Sound power level	Cooling			dBA	59	61	63
	Heating			dBA	59	61	64
Sound pressure level	Cooling	High		dBA	46	48	49
	Heating	High		dBA	46	48	50
Operation range	Cooling	Ambient	Min.~Max.	°CDB		-10~43	
	Heating	Ambient	Min.~Max.	°CWB		-20~18	
Refrigerant	Type					R-32	
	GWP					675	
	Charge			kg/TCO2Eq		1.34/0.9	
Piping connections	Liquid	OD		mm		6.35	
	Gas	OD		mm		9.5	
	Piping length	OU - IU	Max.	m		10	
	Level difference	IU - OU	Max.	m		8	
Power supply	Phase/Frequency/Voltage			Hz/V		1~/50/220-240	
Current - 50Hz	Maximum fuse amps (MFA)			A		16	

Daikin Emura

Design that speaks for itself

Why choose Daikin Emura?

- Ultimate comfort, designed with the highest **quality** in mind ... Its design speaks for itself: Daikin Emura pleases the eye and has a strong focus on comfort and user experience to improve your well-being at home.
- When you choose Daikin technology, you can count on year-round **comfort, energy efficiency, reliability** and **control**.

High energy efficiency

Seasonal efficiency gives a more realistic indication on how efficient air conditioners operate over an entire heating or cooling season. The label includes multiple classifications from A+++ to G. Daikin Emura achieves high energy efficiencies:

- SEER up to A+++
- SCOP up to A+++

Benefits

- Almost inaudible with sound levels down to 19 dBA
- 3D airflow
- Intelligent thermal sensor
- Heat boost
- Weekly timer
- Onecta app: always in control no matter where you are, including voice control
- Connectable to pair, multi and VRV

Unique design

Silver, matt white and matt black, these are the three monochrome colours in which the Daikin Emura air conditioner is available.



The front panel of the remote control matches the colours of the indoor unit – the casing is anthracite grey to create a floating effect.

The outdoor unit comes in ivory white.

Comfort

Intelligent thermal sensor

Daikin Emura uses an intelligent thermal sensor to detect a room's current temperature. After determining the room temperature, the intelligent thermal sensor distributes air evenly throughout the room before switching to an airflow pattern that directs warm and cool air to areas that need it.

3D airflow

Combines vertical and horizontal auto-swing to circulate a stream of warm or cool air right to the corners of even large spaces.

Inaudible to hear

Daikin Emura is almost inaudible with sound levels down to 19 dBA.

Coanda effect

By using specially designed flaps, a more focused airflow allows a better temperature distribution throughout the whole room.

Heat boost

Daikin Emura quickly heats the room when starting up, ensuring the set temperature is reached faster.

DAIKIN emura

BLUEVOLUTION

Wall mounted unit

Design that speaks for itself

- Remarkable blend of iconic design and engineering excellence with an elegant finish in matt crystal white, silver and black
- The Coanda effect optimises the airflow for a comfortable climate. By using specially designed flaps, a more focused airflow allows a better temperature distribution throughout the whole room
- The intelligent thermal sensor determines the current room temperature and distributes air evenly throughout the room before switching to an airflow pattern that directs warm or cool air to areas that need it
- Heat boost quickly heats up your home when starting up your air conditioner. Set temperature is reached 14% faster than a regular airconditioner (pair only)
- Using electrons to trigger chemical reactions with air borne particles, the Flash Streamer breaks down allergens such as pollen and fungal allergens and removes bothersome odours providing a better, cleaner air
- Voice command via Amazon Alexa or Google Assistant to control main functions such as set point, operation mode, fan speed, etc.
- Onecta app: control your indoor from any location with an app, via your local network or internet
- Whisper quiet in operation: the operating of the unit can hardly be heard. The sound pressure level goes down to 19dBA!

- Choosing for an R-32 product, reduces the environmental impact with 68% compared to R-410A and leads directly to lower energy consumption thanks to its high energy efficiency
- Seasonal efficiency values up to A+++ in cooling and heating

More details and final information can be found by scanning or clicking the QR codes.

FTXJ-AW FTXJ-AS FTXJ-AB RXJ-A

Efficiency data			FTXJ/RXJ	20AW/S/B + 20A	25AW/S/B + 25A	35AW/S/B + 35A	42AW/S/B + 42A	50AW/S/B + 50A
Cooling capacity	Min./Nom./Max.		kW	1.3/2.0/2.6	1.3/2.5/3.2	1.4/3.4/4.0	1.7/4.2/5.0	1.7/5.0/5.3
Heating capacity	Min./Nom./Max.		kW	1.3/2.5/3.5	1.3/2.8/4.7	1.4/4.0/5.2	1.7/5.4/6.0	1.7/5.8/6.5
Power input	Cooling	Nom.	kW	0.43	0.56	0.78	1.05	1.36
	Heating	Nom.	kW	0.50	0.56	0.99	1.31	1.45
Space cooling	Energy efficiency class				A+++		A++	
	Capacity	Pdesign	kW	2	2.5	3.4	4.2	5
	SEER			8.75	8.74	8.73	7.5	7.33
	Annual energy consumption		kWh/a	80	100	136	196	239
Space heating (Average climate)	Energy efficiency class				A+++		A++	
	Capacity	Pdesign	kW	2.02	2.07	2.11	3.26	3.44
	SCOP			5.15	5.15	5.15	4.6	4.6
	Annual energy consumption		kWh/a	652	666	680	1,156	1,218
Nominal efficiency	EER			4.7	4.46	4.37	3.99	3.68
	COP			5	5	4.04	4.12	4
	Annual energy consumption			213	280	389	526	679
	Energy labeling Directive	Cooling/Heating				A/A		

Indoor unit				FTXJ	20AW/S/B	25AW/S/B	35AW/S/B	42AW/S/B	50AW/S/B
Dimensions	Unit	HeightxWidthxDepth		mm	305x900x212				
Weight	Unit			kg	12				
Air filter	Type				Removable / washable				
Fan	Air flow rate	Cooling	Silent operation/ Low/Medium/High	m^3/min	4.6/6.0/8.4/11.0	4.6/6.0/8.6/11.4	4.6/6.0/8.6/11.8	4.6/7.2/9.5/13	5.2/7.6/10.4/13.5
		Heating	Silent operation/ Low/Medium/High	m^3/min	4.6/6.4/8.7/11.1	4.6/6.4/9.0/11.3	4.6/6.4/9.0/11.7	5.2/7.7/10.5/14.4	5.7/8.2/11.1/15.0
Sound power level	Cooling			dBA	57	57	60	60	60
	Heating			dBA	-	-	-	-	-
Sound pressure level	Cooling	Silent operation/Low/High		dBA	19/25/39	19/25/40	19/25/41	21/29/45	24/31/46
	Heating	Silent operation/Low/High		dBA	19/25/39	19/25/40	19/25/41	21/29/45	24/33/46
Control systems	Infrared remote control				ARC488A1W/S/K				

* +2 dBA in Multi combination

Outdoor unit				RXJ	20A	25A	35A	42A	50A
Dimensions	Unit	HeightxWidthxDepth		mm	552x840x350			734x954x408	
Weight	Unit			kg	33			49	
Sound power level	Cooling	Nom.		dBA	59	59	61	62	62
	Heating	Nom.		dBA	59	59	61	62	62
Sound pressure level	Cooling	Nom.		dBA	46	46	49	48	48
	Heating	Nom.		dBA	47	47	49	48	49
Operation range	Cooling	Ambient	Min.~Max.	°CDB	-10~50				
	Heating	Ambient	Min.~Max.	°CWB	-20~24				
Refrigerant	Type/GWP				R-32/675.0				
	Charge			kg/TCO2Eq	0.76/0.52			1.10/0.75	
Piping connections	Liquid/Gas OD			mm	6.35/9.50			6.35/12.7	
	Piping length	OU - IU	Max.	m	20			30	
	Additional refrigerant charge			kg/m	0.02 (for piping length exceeding 10m)				
	Level difference	IU - OU	Max.	m	15			20	
Power supply	Phase/Frequency/Voltage			Hz/V	1~/50 /220-240				
Current - 50Hz	Maximum fuse amps (MFA)			A	10	13			

Contains fluorinated greenhouse gases

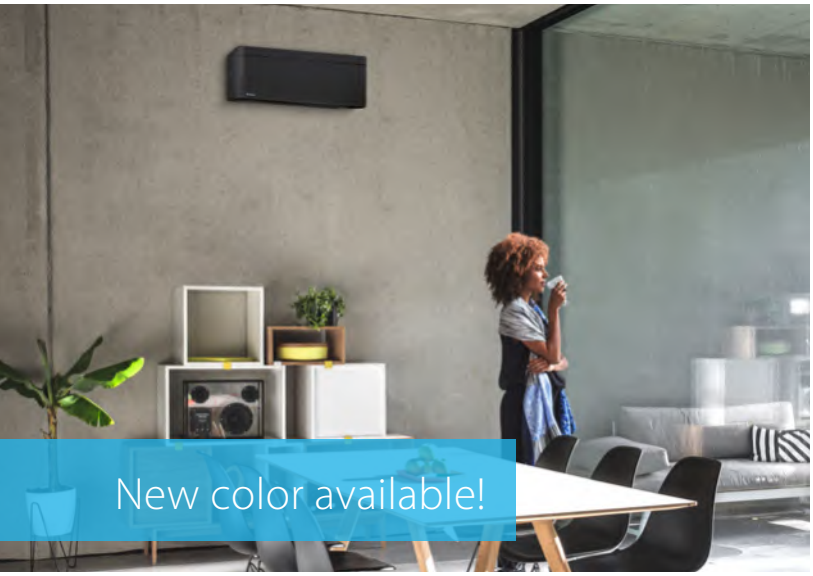

Stylish where innovation meets creativity

White FTXA-AW

Silver FTXA-BS

Black FTXA-BB

Blackwood FTXA-BT

up to A+++ in heating & cooling

Available in 4 colours

- Users can choose from **four distinct colours** (white, silver, black and blackwood)
- **Curved corners** create an unobtrusive and space-saving design
- **Thin dimensions** make it the most compact design unit on the market
- Simple panel enables variation in texture and colour to easily blend into any room
- Award winning design: Stylish earned the Reddot award, the Good Design Award and iF award for its innovative look and functional capabilities

iF DESIGN AWARD 2018

reddot award 2018 winner

GOOD DESIGN AWARD 2017

The Coanda effect

Already present in the Ururu Sarara, the **Coanda effect** optimises the airflow for a comfortable climate. By using specially designed flaps, a more focused airflow allows a better temperature distribution throughout the whole room.

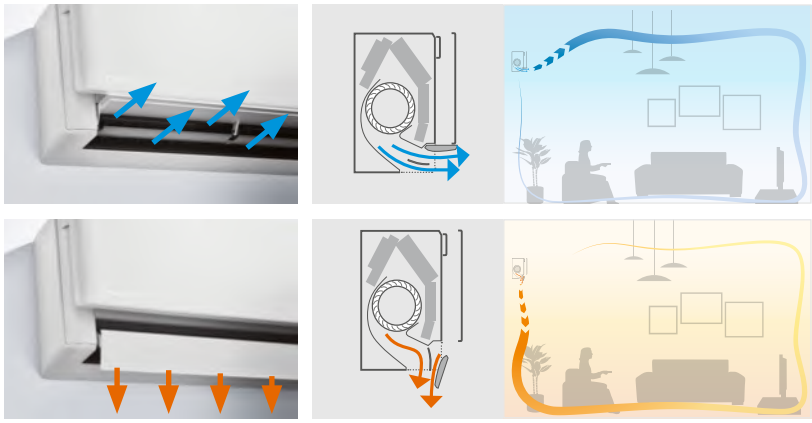

The Coanda effect creates two different airflow patterns depending on whether Stylish is in cooling or heating mode. On the top is the Coanda effect in cooling mode (ceiling airflow), while the bottom images demonstrate the Coanda effect in heating mode (vertical airflow).

Air quality

Flash streamer: using electrons to trigger chemical reactions with airborne particles, the Flash Streamer removes allergens such as pollen and fungal allergens, eliminating unpleasant odours and providing better, cleaner air.



Intelligent thermal sensor

Stylish uses an **intelligent thermal sensor** to detect the surface temperature of a room to create a more comfortable climate. After determining the current room temperature, the grid eye sensor distributes air evenly throughout the room before switching to an airflow pattern that directs warm or cool air to areas that need it.



Quiet operation

Stylish uses a **specially designed fan** to optimise airflow for higher energy efficiency at low sound levels. To achieve higher energy efficiency, Daikin designed a fan that runs efficiently within Stylish's compact dimensions. Together, the fan and heat exchanger attain top energy performance but operate at a sound level that is practically inaudible to occupants.

Onecta app

Control your system and enjoy maximum comfort, just by using your voice. Via Amazon Alexa or Google Assistant you can control main functions such as temperature set point, operation mode, fan speed, and much more!

Your benefits

- Access to various features for controlling your internal climate
- Manage the temperature, operating mode, air purification and fans with the interactive thermostat
- Create different operating schedules and modes
- Monitor energy consumption

stylish

BLUEVOLUTION

Wall mounted unit

Where innovation meets creativity

- A compact and functional design suitable for all interiors in a white, black, silver and blackwood coloured elegant finish
- The Coanda effect optimises the airflow for a comfortable climate. By using specially designed flaps, a more focused airflow allows a better temperature distribution throughout the whole room
- The intelligent thermal sensor determines the current room temperature and distributes air evenly throughout the room before switching to an airflow pattern that directs warm or cool air to areas that need it
- Practically inaudible: the unit runs so quietly, you will almost forget it is there.
- Using electrons to trigger chemical reactions with air borne particles, the Flash Streamer breaks down allergens such as pollen and fungal allergens and removes bothersome odours providing a better, cleaner air
- Onecta app: control your indoor from any location with an app, via your local network or internet.
- Voice command via Amazon Alexa or Google Assistant to control main functions such as set point, operation mode, fan speed, etc
- Choosing for an R-32 product, reduces the environmental impact with 68% compared to R-410A and leads directly to lower energy consumption thanks to its high energy efficiency

- Seasonal efficiency values up to A+++ in cooling and heating

More details and final information can be found by scanning or clicking the QR codes.

CTXA-AW CTXA-BB CTXA-BT CTXA-BS RXA-A9

FTXA-AW FTXA-BB FTXA-BT FTXA-BS RXA-B

Efficiency data				FTXA + RXA	CTXA15AW/BS/BT/BB	20AW/BS/BT/BB + 20A9	25AW/BS/BT/BB + 25A9	35AW/BS/BT/BB + 35A9	42AW/BS/BT/BB + 42B	50AW/BS/BT/BB + 50B
Cooling capacity	Min./Nom./Max.			kW	Connectable to multi outdoor units only	1.30/2.00/2.60	1.30/2.50/3.20	1.40/3.40/4.00	1.70/4.20/5.00	1.70/5.00/5.30
Heating capacity	Min./Nom./Max.			kW		1.30/2.50/3.50	1.30/2.80/4.70	1.40/4.00/5.20	1.70/5.40/6.00	1.70/5.80/6.50
Power input	Cooling	Min./Nom./Max.		kW		0.27/0.43/0.63	0.27/0.56/0.78	0.31/0.78/1.04	-/1.05/-	-/1.36/-
	Heating	Min./Nom./Max.		kW		0.25/0.50/0.91	0.25/0.56/1.22	0.26/0.99/1.67	-/1.31/-	-/1.45/-
Space cooling	Energy efficiency class					A+++			A++	
	Capacity	Pdesign		kW		2.00	2.50	3.40	4.20	5.00
	SEER					8.75	8.74	8.73	7.50	7.33
	Annual energy consumption			kWh/a		80	100	136	196	239
Space heating (Average climate)	Energy efficiency class					A+++			A++	
	Capacity	Pdesign		kW		2.40	2.45	2.50	3.80	4.00
	SCOP/A					5.15			4.60	
	Annual energy consumption			kWh/a		653	666	680	1,150	1,217
Nominal efficiency	EER					4.70	4.46	4.37	3.99	3.68
	COP					5.00		4.04	4.12	4.00
	Annual energy consumption			kWh		-			526	679
	Energy labeling Directive	Cooling/Heating				A/A				

Indoor unit				FTXA	CTXA15AW/BS/BT/BB	20AW/BS/BT/BB	25AW/BS/BT/BB	35AW/BS/BT/BB	42AW/BS/BT/BB	50AW/BS/BT/BB
Dimensions	Unit	HeightxWidthxDepth		mm	295x798x189					
Weight	Unit			kg	11.5					
Air filter	Type				Removable / washable					
Fan	Air flow rate	Cooling	Silent operation/ Low/Medium/High	m^3/min	4.6/6.1/8.2/11.0		4.6/6.1/8.6/11.5	4.6/6.1/8.6/11.9	4.6/7.2/9.8/13.1	5.2/7.6/10.4/13.5
		Heating	Silent operation/ Low/Medium/High	m^3/min	4.5/6.4/8.7/10.9		4.5/6.4/9.0/11.1	4.5/6.4/9.0/11.5	5.2/7.7/10.5/14.6	5.7/8.2/11.1/15.1
Sound power level	Cooling			dBA	57			60		
Sound pressure level	Cooling	Silent operation/Low/High		dBA	21/25/39	19/25/39	19/25/40	19/25/41	21/29/45	24/31/46
	Heating	Silent operation/Low/High		dBA	21/25/39	19/25/39	19/25/40	19/25/41	21/29/45	24/33/46
Control systems	Infrared remote control				ARC466A58					

Outdoor unit				RXA		20A9	25A9	35A9	42B	50B
Dimensions	Unit	HeightxWidthxDepth		mm	Connectable to multi outdoor units only	550x840x350			734x870x373	
Weight	Unit			kg		32			50	
Sound power level	Cooling	Nom.		dBA		59.0		61.0	62.0	
	Heating	Nom.		dBA		59.0		61.0	62.0	
Sound pressure level	Cooling	Nom.		dBA		46.0		49.0	48.0	
	Heating	Nom.		dBA		47.0		49.0	48.0	
Operation range	Cooling	Ambient	Min.~Max.	°CDB		-10~46				
	Heating	Ambient	Min. - Max.	°CDB		-15-24			-15~18	
Refrigerant	Type/GWP					R-32/675.0				
	Charge			kg/TCO2Eq		0.76/0.52			1.10/0.75	
Piping connections	Liquid/Gas OD			mm		6.35/9.50			6.35/12.7	
	Piping length	OU - IU	Max.	m		20			30	
	Additional refrigerant charge			kg/m		0.02 (for piping length exceeding 10m)				
	Level difference	IU - OU	Max.	m		15.0			20	
Power supply	Phase/Frequency/Voltage			Hz/V		1~/50 /220-240				
Current - 50Hz	Maximum fuse amps (MFA)			A		10		13		

Contains fluorinated greenhouse gases | See separate drawing for operation range | See separate drawing for electrical data | Nominal cooling capacities are based on: indoor temperature: 27°CDB, 19°CWB, outdoor temperature: 35°CDB, equivalent refrigerant piping: 5m, level difference: 0m. | Nominal heating capacities are based on: indoor temperature: 20°CDB, outdoor temperature: 7°CDB, 6°CWB, equivalent refrigerant piping: 5m, level difference: 0m.

The perfect solution
for a comfortable home

Perfera wall mounted unit

makes cool living and working a breeze

Whatever the weather's doing outside, inside you want optimum comfort throughout the day. Like a cool summer breeze, Perfera instinctively knows how to keep the room temperature in your living or working space at the ideal level, so that you and those around you can get on with relaxing, enjoying yourselves – and being productive. The stylishly designed front panel, whisper-quiet operation and the perfect circulation of cooled or heated air help make each room the place you – and everyone – always want to be.

Intelligent - Comfortable - Quiet

3-D Air flow

By pressing the buttons on the remote control, this function combines vertical and horizontal auto-swing to circulate a stream of cool/warm air right to the corners of even large spaces.

2-area motion detection sensor

Air flow is sent to a zone other than where the person is located at that moment. If no people are detected, the unit will automatically switch over to the energy efficient setting.

Silent operation

Perfera uses **a specially designed fan** that optimises airflow and creates high energy efficiency at low sound levels. For even higher energy efficiency, Daikin has also designed a new fan that fits snugly into Perfera's compact dimensions.

Together, the fan and heat exchanger produce top energy performance, yet operate at a sound level that is practically inaudible. Shhh!

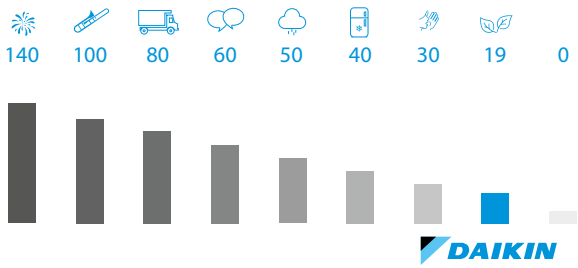

Air quality

Flash streamer/ titanium apatite deodorising filter

Flash streamer: using electrons to trigger chemical reactions with airborne particles, the Flash Streamer removes allergens such as pollen and fungal allergens, eliminating unpleasant odours and providing better, cleaner air.

And the titanium apatite deodorising filter works hard to combat smells such as tobacco smoke and pets.

FLASH STREAMER

TITANIUM APATITE DEODORISING FILTER

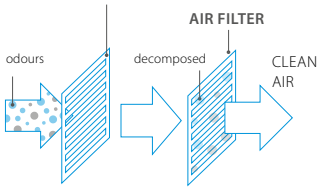

Silver allergen removal filter

The Silver allergen removal and air purifying filter is your solution, because it captures allergens such as pollen to ensure a steady supply of clean air.

Energy efficiency

The enhanced design of the Perfera boosts energy efficiency even further compared with previous models. It boasts a seasonal energy efficiency ratio (SEER) of up to 8.65 and a seasonal coefficient of performance (SCOP) of up to 5.10. This gives the Perfera best-in-class performance, with seasonal efficiency values up to A+++ in cooling and heating resulting in low running costs.

The Perfera is an energy-saving winner from every angle.

up to A+++ in cooling

up to A+++ in heating

Heat boost

Heat boost quickly heats up your home when starting up your air conditioner. Set temperature is reached 14% faster* than a regular air conditioner (pair only).

*Heat Plus test condition: 50 class, outdoor temperature 2°C - Indoor temperature 10°C, R/C setting: 23°C

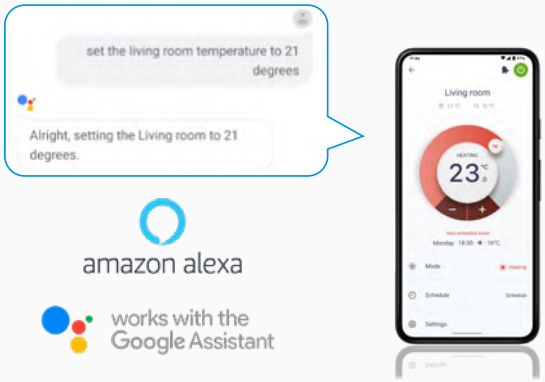

Intuitive online and voice control

NEW Control your system and enjoy maximum comfort, just by using your voice. Via Amazon Alexa or Google Assistant you can control main functions such as temperature set point, operation mode, fan speed, and much more!

perfera

BLUEVOLUTION

Wall mounted unit

Attractive, wall mounted design with perfect indoor air quality

- Seasonal efficiency values up to A+++ in cooling and heating
- Heat boost quickly heats up your home when starting up your air conditioner. Set temperature is reached 14% faster than a regular air conditioner (pair only)
- Using electrons to trigger chemical reactions with air borne particles, the Flash Streamer breaks down allergens such as pollen and fungal allergens and removes bothersome odours providing a better, cleaner air
- Silver allergen removal and air purifying filter captures allergens such as pollen to ensure a steady supply of clean air
- Voice command via Amazon Alexa or Google Assistant to control main functions such as set point, operation mode, fan speed, etc
- Onecta app: control your indoor from any location with an app, via your local network or internet.
- Quiet operation: down to 19dBA sound pressure level
- 3-D air flow combines vertical and horizontal auto swing to circulate a stream of warm or cool air right to the corners of even large spaces
- 2-area motion detection sensor: air flow is sent to a zone other than where the person is located at that moment; if no people are detected, the unit will automatically switch over to the energy-efficient setting. (larger capacity area)

More details and final information can be found by scanning or clicking the QR codes.

CTXM-R | FTXM-R | RXM-R | RXM-R9

Efficiency data			FTXM + RXM	CTXM15R	20R + 20R9	25R + 25R9	35R + 35R9	42R + 42R	50R + 50R	60R + 60R	71R + 71R
Cooling capacity	Min./Nom./Max.		kW	Multi combination only	1.30/2.00/2.60	1.30/2.50/3.20	1.40/3.40/4.00	1.70/4.20/5.00	1.70/5.00/6.00	1.70/6.00/7.00	2.30/7.10/8.50
Heating capacity	Min./Nom./Max.		kW		1.30/2.50/3.50	1.30/2.80/4.70	1.40/4.00/5.20	1.70/5.40/6.00	1.70/5.80/7.70	1.70/7.00/8.00	2.30/8.20/10.20
Power input	Cooling	Nom.	kW		0.44	0.56	0.80	0.97	1.36	1.77	2.34
	Heating	Nom.	kW		0.50	0.56	0.99	1.31	1.45	1.94	2.57
Space cooling	Energy efficiency class					A+++		A++			
	Capacity	Pdesign	kW		2.00	2.50	3.40	4.20	5.00	6.00	7.10
	SEER					8.65		7.85	7.41	6.90	6.20
	Annual energy consumption		kWh/a		81	101	137	187	236	304	401
Space heating (Average climate)	Energy efficiency class					A+++		A++		A+	
	Capacity	Pdesign	kW		2.30	2.40	2.50	4.00	4.60	4.80	6.20
	SCOP/A					5.10		4.71		4.30	4.10
	Annual energy consumption		kWh/a		631	659	686	1,189	1,368	1,562	2,117
Nominal efficiency	EER				4.57	4.50	4.23	4.33	3.68	3.39	3.03
	COP				5.00		4.04	4.12	4.00	3.61	3.19
	Annual energy consumption		kWh		219	278	402	485	679	885	1,172
	Energy labeling Directive	Cooling/Heating			A/A						B/D

Indoor unit				FTXM	CTXM15R	20R	25R	35R	42R	50R	60R	71R
Dimensions	Unit	HeightxWidthxDepth		mm	295x778x272					299x998x292		
Weight	Unit			kg	10.0					14.5		
Air filter	Type				Removable/washable							
Fan	Air flow rate	Cooling	Silent operation/ Low/Medium/High	m^3/min	4.3/5.7/7.5/10.5		4.1/5.7/7.6/10.5	4.2/6.0/7.8/11.3	4.3/6.5/9.0/11.9	8.3/11.4/14/15.8	9.1/11.8/14/16.7	10.0/12.2/15/16.9
		Heating	Silent operation/ Low/Medium/High	m^3/min	5.1/6.2/8.2/9.3		4.9/6.3/8.0/9.8	4.9/6.5/8.5/9.8	4.9/6.5/9.7/12.4	10.5/12.0/14.2/15.8	11.1/12.4/15.2/16.5	11.6/12.7/15.8/17.7
Sound power level	Cooling			dBA	57			58	60	58.0	60.0	
	Heating			dBA	54				60	58.0	59.0	61.0
Sound pressure level	Cooling	Silent operation/Low/High		dBA	19/25/41			19/29/45	21/30/45	27.0/36.0/44.0	30.0/37.0/46.0	32.0/38.0/47.0
	Heating	Silent operation/Low/High		dBA	20/26/39		20/27/39	20/28/39	21/29/45	31.0/34.0/43.0	33.0/36.0/45.0	34.0/37.0/46.0
Control systems	Infrared remote control				ARC466A67							

Outdoor unit				RXM	CTXM15R	20R9	25R9	35R9	42R	50R	60R	71R
Dimensions	Unit	HeightxWidthxDepth		mm	Multi combination only	552x840x350			734x954x401			
Weight	Unit			kg		32			49.0			55
Sound power level	Cooling	Nom.		dBA		59.0	58.0	61.0	-			
	Heating	Nom.		dBA		59.0		61.0	-			
Sound pressure level	Cooling	Nom.		dBA		46.0		49.0	48.0			47.0
	Heating	Nom.		dBA		47.0		49.0	48.0	49.0		48.0
Operation range	Cooling	Ambient	Min.~Max.	°CDB		-10~50				-10~50		-10~46
	Heating	Ambient	Min. - Max.	°CDB		-20~24						-15~24
Refrigerant	Type/GWP					R-32/675.0						
	Charge			kg/TCO2Eq		0.76/0.52			1.10/0.750	1.15/0.780		
Piping connections	Liquid	OD		mm		6.35			6			
	Gas	OD		mm		9.50				12.7		15.9
	Piping length	OU - IU	Max.	m		20			30			
		System	Chargeless	m		10						
	Additional refrigerant charge			kg/m		0.02 (for piping length exceeding 10m)						
	Level difference	IU - OU	Max.	m		15			20.0			
Power supply	Phase/Frequency/Voltage			Hz/V		1~/50 /220-240						
Current - 50Hz	Maximum fuse amps (MFA)			A		10	13			16		20

See separate drawing for operation range | See separate drawing for electrical data | Nominal cooling capacities are based on: indoor temperature: 27°CDB, 19°CWB, outdoor temperature: 35°CDB, equivalent refrigerant piping: 5m, level difference: 0m. | Nominal heating capacities are based on: indoor temperature: 20°CDB, outdoor temperature: 7°CDB, 6°CWB, equivalent refrigerant piping: 5m, level difference: 0m. | Cooling: indoor temp. 27°CDB, 19.0°CWB; outdoor temp. 35°CDB, 24°CWB; equivalent piping length: 5m | Heating: indoor temp. 20°CDB; outdoor temp. 7°CDB, 6°CWB; equivalent refrigerant piping: 5m | Contains fluorinated greenhouse gases | See separate drawings for electrical data

comfora

Wall mounted unit

Discreet wall mounted unit providing high efficiency and comfort

- Practically inaudible: the unit runs so quietly, you will almost forget it is there.
- Onecta app (optional): control your indoor from any location with an app, via your local network or internet.
- Voice command via Amazon Alexa or Google Assistant to control main functions such as set point, operation mode, fan speed, etc
- Silver allergen removal and air purifying filter captures allergens such as pollen to ensure a steady supply of clean air
- 3-D air flow combines vertical and horizontal auto swing to circulate a stream of warm or cool air right to the corners of even large spaces
- The unit's compact dimensions makes it ideal for renovation projects, especially for above door installation
- Choosing for an R-32 product, reduces the environmental impact with 68% compared to R-410A and leads directly to lower energy consumption thanks to its high energy efficiency
- Seasonal efficiency values up to A++ in cooling and heating
- Space saving contemporary wall mounted design

- Up to 3 indoor units can be connected to 1 multi outdoor unit; all indoor units are individually controllable and do not need to be installed in the same room or at the same time. They operate simultaneously within the same heating or cooling mode.

More details and final information can be found by scanning or clicking the QR codes.

FTXP-M FTXP-M9 RXP-M

Efficiency data			FTXP + RXP	20M9 + 20M	25M9 + 25M	35M9 + 35M	50M + 50M	60M + 60M	71M + 71M
Cooling capacity	Min./Nom./Max.		kW	1.3/2.00/2.6	1.3/2.50/3.0	1.3/3.50/4.0	1.7/5.0/6.0	1.7/6.0/7.0	2.3/7.1/7.3
Heating capacity	Min./Nom./Max.		kW	1.30/2.50/3.50	1.30/3.00/4.00	1.30/4.00/4.80	1.7/6.0/7.7	1.7/7.0/8.0	2.3/8.2/9.0
Power input	Cooling	Min./Nom./Max.	kW	0.31/0.50/0.72	0.31/0.65/0.72	0.29/1.01/1.30	0.320/1.385/1.826	0.332/1.824/2.980	0.449/2.689/3.274
	Heating	Min./Nom./Max.	kW	0.25/0.52/0.95	0.25/0.69/0.95	0.29/1.00/1.29	0.440/1.579/2.356	0.456/1.928/2.787	0.617/2.571/3.306
Space cooling	Energy efficiency class			A++					
	Capacity	Pdesign	kW	2.00	2.50	3.50	5.0	6.0	7.1
	SEER			6.79	6.92	6.62	7.30	6.82	6.20
	Annual energy consumption		kWh/a	103	126	186	240	308	401
Space heating (Average climate)	Energy efficiency class				A++			A+	
	Capacity	Pdesign	kW	2.20	2.40	2.80	4.60	4.80	6.20
	SCOP/A			4.65	4.61	4.64	4.40	4.10	4.01
	Annual energy consumption		kWh/a	662	728	845	1,463	1,638	2,166
Nominal efficiency	EER			4.02	3.83	3.49	3.61	3.29	2.64
	COP			4.77	4.36	4.02	3.80	3.63	3.19
	Annual energy consumption		kWh	249	326	505	693	912	1,345
	Energy labeling Directive	Cooling/Heating		A/A			-/-		

Indoor unit				FTXP	20M9	25M9	35M9	50M	60M	71M
Dimensions	Unit	HeightxWidthxDepth		mm	286x770x225			295x990x263		
Weight	Unit			kg	8.50		9.00	13.5		
Air filter	Type				Removable / washable					
Fan	Air flow rate	Cooling	Silent operation/ Low/Medium/High	m^3/min	4.2/5.6/7.4/9.5	4.2/5.8/7.7/9.7	4.5/6.3/8.3/11.5	8.3/11.5/14.0/16.3	9.2/11.8/14.4/16.8	10.1/11.8/14.4/16.8
		Heating	Silent operation/ Low/Medium/High	m^3/min	5.2/6.2/8.1/10.4	5.2/6.4/8.1/10.4	5.3/7.0/9.0/11.5	10.4/11.8/14.4/17.3	11.0/12.4/15.3/17.9	
Sound power level	Cooling			dBA	55		58	59	60	62
	Heating			dBA	55		58	61	62	
Sound pressure level	Cooling	Silent operation/Low/High		dBA	19/25/39	19/26/40	20/27/43	27/34/43	30/36/45	32/37/46
	Heating	Silent operation/Low/High		dBA	21/28/39	21/28/40	21/29/40	30/38/42	32/40/44	33/41/45
Control systems	Infrared remote control				ARC480A53					

Outdoor unit				RXP	20M	25M	35M	50M	60M	71M
Dimensions	Unit	HeightxWidthxDepth		mm	550x658x275			734x870x373		
Weight	Unit			kg	26		28	46.0	50.0	
Sound power level	Cooling				60		62	61	63	66
Sound pressure level	Cooling	Nom.		dBA	46		48	47	49	52
	Heating	Nom.		dBA	47		48	49		52
Operation range	Cooling	Ambient	Min.~Max.	°CDB	-10~48					
	Heating	Ambient	Min.~Max.	°CWB	-15~18					
Refrigerant	Type				R-32					
	GWP				675.0			675		
	Charge			kg/TCO2Eq	0.55/0.37		0.70/0.48	0.90/0.61	1.15/0.78	
Piping connections	Liquid	OD		mm	6.4			6.35		
	Gas	OD		mm	9.5			12.7		
	Piping length	OU - IU	Max.	m	20			30		
	Additional refrigerant charge			kg/m	0.02 (for piping length exceeding 10m)					
	Level difference	IU - OU	Max.	m	12			20		
Power supply	Phase/Frequency/Voltage			Hz/V	1~/50 /220-240					
Current - 50Hz	Maximum fuse amps (MFA)			A	16			20		

Nominal cooling capacities are based on: indoor temperature: 27°CDB, 19°CWB, outdoor temperature: 35°CDB, equivalent refrigerant piping: 5m, level difference: 0m. | Nominal heating capacities are based on: indoor temperature: 20°CDB, outdoor temperature: 7°CDB, 6°CWB, equivalent refrigerant piping: 5m, level difference: 0m. | See separate drawing for electrical data | See separate drawing for operation range | Contains fluorinated greenhouse gases

Wall mounted unit

Wall mounted unit for low energy consumption and pleasant comfort

- Seasonal efficiency values up to A++ in cooling
- Onecta app (optional): control your indoor from any location with an app, via your local network or internet.
- Voice command via Amazon Alexa or Google Assistant to control main functions such as set point, operation mode, fan speed, etc
- Quiet in operation down to 21 dBA
- Choosing for an R-32 product, reduces the environmental impact with 68% compared to R-410A and leads directly to lower energy consumption thanks to its high energy efficiency

More details and final information can be found by scanning or clicking the QR codes.

FTXF-D RXF-D

Efficiency data			FTXF + RXF	20D + 20D	25D + 25D	35D + 35D	42D + 42D	50D + 50D	60D + 60D	71D + 71D
Cooling capacity	Min./Nom./Max.		kW	1.3/2.00/2.4	1.3/2.50/2.8	1.3/3.30/3.8	1.4/4.20/4.3	1.70/5.00/6.00	1.70/6.00/7.00	2.30/7.10/7.30
Heating capacity	Min./Nom./Max.		kW	1.30/2.40/3.30	1.30/2.80/3.70	1.30/3.50/4.40	1.40/4.60/5.00	1.70/6.00/7.70	1.70/6.40/8.00	2.30/8.20/9.00
Power input	Cooling	Min./Nom./Max.	kW	0.31/0.592/0.72	0.31/0.772/1.05	0.31/1.00/1.40	0.31/1.27/1.50	-/1.50/-	-/1.85/-	-/2.77/-
	Heating	Min./Nom./Max.	kW	0.25/0.640/0.95	0.25/0.750/1.11	0.25/0.940/1.50	0.25/1.24/1.40	-/1.62/-	-/1.63/-	-/2.21/-
Space cooling	Energy efficiency class			A++						A
	Capacity	Pdesign	kW	2.00	2.50	3.50	4.20	5.00	6.00	7.10
	SEER			6.50				6.21	6.15	5.15
	Annual energy consumption		kWh/a	108	135	188	226	282	342	483
Space heating (Average climate)	Energy efficiency class			A+						A
	Capacity	Pdesign	kW	2.20	2.40	2.60	3.30	4.60	4.80	6.20
	SCOP/A			4.11			4.30	4.06		3.81
	Annual energy consumption		kWh/a	749	818	885	1,075	1,585	1,654	2,275

Indoor unit				FTXF	20D	25D	35D	42D	50D	60D	71D
Dimensions	Unit	HeightxWidthxDepth		mm	286 x770 x225				295 x990 x263		
Weight	Unit			kg	8.00		8.50	9.00	13.5		
Air filter	Type				Removable / washable						
Fan	Air flow rate	Cooling	Silent operation/ Low/Medium/High	m^3/min	4.3/6.0/8/9.8	4.3/6.2/8/10.0	4.4/6.4/8/11.5	4.9/6.9/9/12.6	10.5/11.9/14.4/16.8	10.7/12.2/14.8/17.3	
		Heating	Silent operation/ Low/Medium/High	m^3/min	5.3/6.2/8.3/10.4	5.3/6.4/8.4/10.4	5.3/6.5/8.6/11.9	5.2/6.7/8.8/12.8	10.7/12.2/14.8/17.3	11.3/12.8/15.8/17.9	
Sound power level	Cooling			dBA	53.0	54.0		59.0	59	60	62
	Heating			dBA	55.0		56.0	59.0	61	62	
Sound pressure level	Cooling	Silent operation/Low/High		dBA	20.0/25.0/39.0	20.0/26.0/40.0	20.0/27.0/43.0	22.0/30.0/45.0	31/34/43	33/36/45	34/37/46
	Heating	Silent operation/Low/High		dBA	21.0/28.0/39.0	21.0/28.0/40.0	21.0/29.0/40.0	22.0/28.0/44.0	30/33/42	32/35/44	33/36/45
Control systems	Infrared remote control				ARC470A1						
	Wired remote control				BRC073A1						
Piping connections	Drain				18						

Outdoor unit				RXF	20D	25D	35D	42D	50D	60D	71D
Dimensions	Unit	HeightxWidthxDepth		mm	550x658x275				734x870x373		
Weight	Unit			kg	24.0			28.0	46.0	50.0	
Sound power level	Cooling				-						
Sound pressure level	Cooling	Low/Nom./High		dBA	-/-/46.0		-/-/48.0		-/47/-	-/49/-	-/52/-
	Heating	Low/Nom./High		dBA	-/-/47.0		-/-/48.0		-/49/-		-/52/-
Operation range	Cooling	Ambient	Min.~Max.	°CDB	-10 ~48						
	Heating	Ambient	Min.~Max.	°CWB	-15 ~18						
Refrigerant	Type				R-32						
	GWP				675.0				675		
	Charge			kg/TCO2Eq	0.450/0.300		0.550/0.370	0.750/0.510	0.90/0.61	1.15/0.78	
Piping connections	Liquid - Gas	Type			- - -						
	Piping length	OU - IU	Max.	m	20				30		
	Piping length				-						
	Level difference	IU - OU	Max.	m	12.0				20		
Power supply	Phase/Frequency/Voltage			Hz/V	1~/50 /220-240						
Current - 50Hz	Maximum fuse amps (MFA)			A	16				20		
Sound pressure level	Nom.			dBA	-						
Piping connections	Total piping length				-						

Nominal cooling capacities are based on: indoor temperature: 27°CDB, 19°CWB, outdoor temperature: 35°CDB, equivalent refrigerant piping: 5m, level difference: 0m. Data for high efficiency series, Eurovent certified | Nominal heating capacities are based on: indoor temperature: 20°CDB, outdoor temperature: 7°CDB, 6°CWB, equivalent refrigerant piping: 5m, level difference: 0m. Data for standard efficiency series | Nominal cooling capacities are based on: indoor temperature: 27°CDB, 19°CWB, outdoor temperature: 35°CDB, equivalent refrigerant piping: 5m, level difference: 0m. | Nominal heating capacities are based on: indoor temperature: 20°CDB, outdoor temperature: 7°CDB, 6°CWB, equivalent refrigerant piping: 5m, level difference: 0m. | See separate drawing for operation range | See separate drawing for electrical data | Contains fluorinated greenhouse gases

sensira

BLUEVOLUTION

Wall mounted unit

Wall mounted unit, offering good value for money

- Flat, stylish front panel blends easily within any interior décor and is easier to clean
- Onecta app (optional): control your indoor from any location with an app, via your local network or internet.
- Seasonal efficiency values up to A++ in cooling
- Choosing for an R-32 product, reduces the environmental impact with 68% compared to R-410A and leads directly to lower energy consumption thanks to its high energy efficiency

More details and final information can be found by scanning or clicking the QR codes.

FTXC-C

RXC-C

Efficiency data			FTXC + RXC	20C + 20C	25C + 25C	35C + 35C	50C + 50C	60C + 60C	71C + 71C
Cooling capacity	Min./Max.		kW	1.3/3.0		1.3/4.0	1.4/6.2	1.8/7.0	2.3/7.3
Heating capacity	Min./Max.		kW	1.30/4.00		1.30/4.80	1.36/6.60	1.48/8.00	2.30/9.00
Space cooling	Energy efficiency class					A++			A
	Capacity	Pdesign	kW	2.08	2.57	3.44	5.08	6.21	6.96
	SEER			6.89	6.84	6.87	6.45	6.40	5.30
	Annual energy consumption		kWh/a	106	132	175	276	340	459
Space heating (Average climate)	Energy efficiency class					A+			A
	Capacity	Pdesign	kW	1.87	2.23	2.24	3.90	4.10	6.35
	SCOP/A			4.40	4.45	4.28	4.42	4.24	3.81
	Annual energy consumption		kWh/a	594	700	732	1,236	1,354	2,334

Indoor unit				FTXC	20C	25C	35C	50C	60C	71C
Dimensions	Unit	HeightxWidthxDepth		mm	288x770x234				297x990x273	
Weight	Unit			kg	9.00		9.50		13.0	
Air filter	Type				Removable / washable					
Fan	Air flow rate	Cooling	Silent operation/ Low/Medium/High	m^3/min	5.4/6.5/9/10.8			7.4/8.2/10/12.2	10.2/13.6/16/20.4	
Sound power level	Cooling			dBA	54		55	57	60	
Sound pressure level	Cooling	Silent operation/Low/High		dBA	20/26/38		21/26/39	29/33/45	30/38/46	
Control systems	Infrared remote control				ARC486A2					

Outdoor unit				RXC	20C	25C	35C	50C	60C	71C
Dimensions	Unit	HeightxWidthxDepth		mm	550x658x273			615x845x300		695x930x350
Weight	Unit			kg	24.0		26.0	39.0		45.0
Sound power level	Cooling	Nom.		dBA	58		60	65	66	69
Sound pressure level	Cooling	High		dBA	45		46	51	54	
Operation range	Cooling	Ambient	Min.~Max.	°CDB	10~46			-10~46		
	Heating	Ambient	Min.~Max.	°CWB	-15~18					
Refrigerant	Type				R-32					
	GWP				675.0					
	Charge			kg/TCO2Eq	0.550/0.371		0.750/0.506	1.00/0.675	1.10/0.743	1.15/0.776
Piping connections	Liquid	OD		mm	6.35					
	Gas	OD		mm	9.52			12.7		
	Piping length	OU - IU	Max.	m	20			30		
		System	Chargeless	m	8					
	Additional refrigerant charge			kg/m	0,017 (for piping length exceeding 7.5m)					
	Level difference	IU - OU	Max.	m	15.0			20.0		
Power supply	Phase/Frequency/Voltage			Hz/V	1~/50 /220-240					
Current - 50Hz	Maximum fuse amps (MFA)			A	16					

sensira

BLUEVOLUTION

Wall mounted unit

Wall mounted unit, offering good value for money

- Flat, stylish front panel blends easily within any interior décor and is easier to clean
- Onecta app (optional): control your indoor from any location with an app, via your local network or internet.
- Seasonal efficiency values up to A++ in cooling
- Choosing for an R-32 product, reduces the environmental impact with 68% compared to R-410A and leads directly to lower energy consumption thanks to its high energy efficiency

More details and final information can be found by scanning or clicking the QR codes.

FTXQ-A RXQ-A

Efficiency data				FTXQ + RXQ	25A + 25A	35A + 35A
Cooling capacity	Min./Nom./Max.			kW	1.30/2.50/3.00	1.30/3.50/3.80
Heating capacity	Min./Nom./Max.			kW	1.30/3.00/3.90	1.30/3.90/4.80
Power input	Cooling		Nom.	kW	0.77	1.08
	Heating		Nom.	kW	0.81	1.05
Space cooling	Energy efficiency class				A++	
	Capacity		Pdesign	kW	2.50	3.50
	SEER				6.22	6.21
	Annual energy consumption			kWh/a	141	197
Space heating (Average climate)	Energy efficiency class				A+	
	Capacity		Pdesign	kW	2.30	2.40
	SCOP/A				4.22	4.12
	Annual energy consumption			kWh/a	764	815
Nominal efficiency	EER				3.24	
	COP				3.71	
	Annual energy consumption			kWh	386	540
	Energy labeling Directive		Cooling/Heating		A/A	

Indoor unit				FTXQ	25A	35A
Dimensions	Unit	HeightxWidthxDepth		mm	291 x770 x232	
Weight	Unit			kg	9.00	
Air filter	Type				Removable / washable	
Fan	Air flow rate	Cooling	Silent operation/ Low/Medium/High	m^3/min	5.0/6.5/8.1/10.2	6.0/7.0/8.5/10.5
		Heating	Silent operation/ Low/Medium/High	m^3/min	6.8/8.1/9.6/11.1	6.9/8.3/10.0/12.0
Sound power level	Cooling			dBA	55	
Sound pressure level	Cooling	Silent operation/Low/High		dBA	23.0 /26.0 /40.0	24.0 /28.0 /41.0
	Heating	Silent operation/Low/High		dBA	25.0 /29.0 /40.0	25.0 /30.0 /42.0
Control systems	Infrared remote control				ARC470A1	

Outdoor unit				RXQ	25A	35A
Dimensions	Unit	HeightxWidthxDepth		mm	550x740x337	
Weight	Unit			kg	23.0	25.5
Sound power level	Cooling	Nom.		dBA	61.0	62.0
Sound pressure level	Cooling	High		dBA	47.0	
Operation range	Cooling	Ambient	Min.~Max.	°CDB	10~46	
	Heating	Ambient	Min.~Max.	°CWB	-15~18	
Refrigerant	Type				R-32	
	GWP				675.0	
	Charge			kg/TCO2Eq	0.500/0.340	0.710/0.480
Piping connections	Liquid	OD		mm	6.35	
	Gas	OD		mm	9.50	
	Piping length	OU - IU	Max.	m	20	
	Additional refrigerant charge			kg/m	0.02 (for piping length exceeding 10m)	
	Level difference	IU - OU	Max.	m	12.0	
Power supply	Phase/Frequency/Voltage			Hz/V	1~/50 /220-240	
Current - 50Hz	Maximum fuse amps (MFA)			A	16	

Cooling: indoor temp. 27°CDB, 19.0°CWB; outdoor temp. 35°CDB, 24°CWB; equivalent piping length: 5m | Heating: indoor temp. 20°CDB; outdoor temp. 7°CDB, 6°CWB; equivalent refrigerant piping: 5m | Contains fluorinated greenhouse gases | See separate drawing for operation range | See separate drawings for electrical data

Perfera floor standing unit

makes your world comfortable

Whatever you're planning to do with your day, you want to be comfortable while you're doing it. Whether it's the coolness of a summer breeze or the cosiness during winter, your living space needs that delicious feeling of wellbeing all year round. Perfera is unobtrusive and features a stylishly designed front panel, whisper-quiet operation and reduced airflow, turning each room into a true haven of conspicuous comfort.

Comfortable: dual airflow

Easier individual control of airflow

The dual airflow of the Perfera floor-standing unit is perfect for creating the ideal level of heating. Air is directed both upwards and downwards to deliver even warm air distribution. And when the Perfera is in heat mode, your feet stay warm and the temperature throughout the room is evenly distributed, guaranteeing maximum comfort. Sheer bliss!

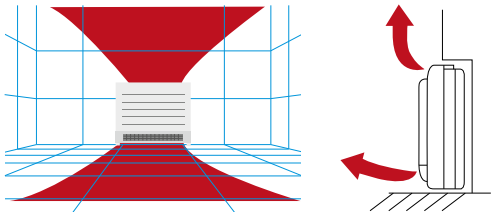

Silent operation

Perfera uses a specially designed turbo fan that optimises airflow and creates high energy efficiency at low sound levels.

up to A+++ in cooling

up to A++ in heating

Air quality

Flash streamer/titanium apatite deodorising filter

Flash streamer: using electrons to trigger chemical reactions with airborne particles, the Flash Streamer removes allergens such as pollen and fungal allergens, eliminating unpleasant odours and providing better, cleaner air. And the titanium apatite deodorising filter works hard to combat smells such as tobacco smoke and pets.

Installation

Whether **built-in or wall-mounted,** the Perfera blends into the background and fits into your interior without any problem.

3 unique heating features

Heat boost

Heat boost quickly heats up your home when starting up your air conditioner. Set temperature is reached 14% faster* than a regular air conditioner (pair only).

*Heat Plus test condition: 50 class, outdoor temperature 2°C - Indoor temperature 10°C, R/C setting: 23°C

Floor warming

The floor warming function optimises convection by distributing hot air from the bottom of the unit.

Heat plus

The heat plus function provides cosy heating by simulating radiant heat for 30 minutes. Afterwards, the previous settings are again activated.

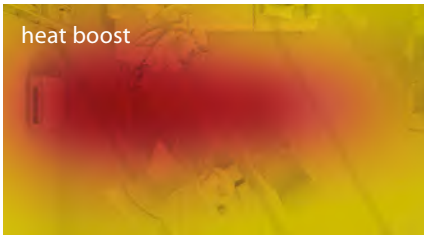

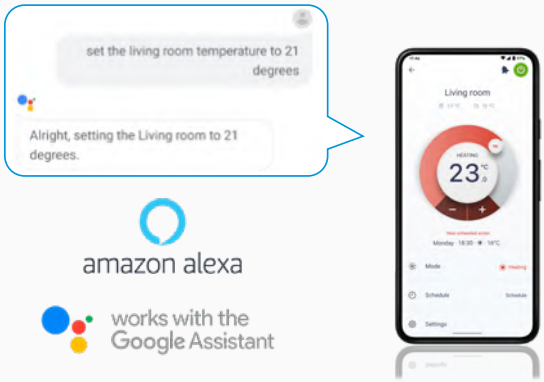

Intuitive online and voice control

NEW Control your system and enjoy maximum comfort, just by using your voice. Via Amazon Alexa or Google Assistant you can control main functions such as temperature set point, operation mode, fan speed, and much more!

perfera

BLUEVOLUTION

Floor standing unit

Design floor standing unit for optimal heating comfort thanks to unique heating features

- Seasonal efficiency values up to A++ in heating, resulting in low running costs compared to gas boilers and electric heating
- Excellent contemporary design
- Heat boost quickly heats up your home when starting up your air conditioner. Set temperature is reached 14% faster than a regular air conditioner (pair only)
- The floor warming function optimises convection by distributing hot air from the bottom of the unit
- The heat plus function provides 30 minutes cosy heating by simulating radiant heat
- Dual air discharge flow for better air distribution
- Using electrons to trigger chemical reactions with air borne particles, the Flash Streamer breaks down allergens such as pollen and fungal allergens and removes bothersome odours providing a better, cleaner air
- Onecta app: control your indoor from any location with an app, via your local network or internet.

- Quiet operation: down to 19dBA sound pressure level
- Combinable with 2 and 3 port multi outdoor units (except 2-3MXM68)

More details and final information can be found by scanning or clicking the QR codes.

CVXM-A FVXM-A RXM-R RXM-R9

Efficiency data				FVXM + RXM	CVXM20A	25A + 25R9	35A + 35R9	50A + 50R
Cooling capacity	Min./Nom./Max.			kW	Multi connection only	1.30/2.40/3.50	1.40/3.40/4.00	1.40/5.00/5.80
Heating capacity	Min./Nom./Max.			kW		1.30/3.40/4.70	1.40/4.50/5.80	1.40/5.80/8.10
Power input	Cooling	Nom.		kW		0.54	0.85	1.31
	Heating	Nom.		kW		0.75	1.15	1.52
Space cooling	Energy efficiency class					A+++	A++	
	Capacity	Pdesign		kW		2.40	3.40	5.00
	SEER					8.55	8.11	7.30
	Annual energy consumption			kWh/a		98	147	240
Space heating (Average climate)	Energy efficiency class					A++		A+
	Capacity	Pdesign		kW		2.30	2.80	4.10
	SCOP/A					4.65	4.63	4.31
	Annual energy consumption			kWh/a		693	847	1,330
Nominal efficiency	EER					4.47	4.01	3.81
	COP					4.55	3.90	3.81
	Annual energy consumption			kWh		268	424	656
	Energy labeling Directive	Cooling/Heating				A/A		

Indoor unit				FVXM	CVXM20A	25A	35A	50A
Dimensions	Unit	HeightxWidthxDepth		mm	600x750x238			
Weight	Unit			kg	17			
Air filter	Type				Removable / washable			
Fan	Air flow rate	Cooling	Silent operation/ Low/Medium/High	m^3/min	4.1/4.9/7/8.7		4.1/4.9/7/9.2	5.4/6.6/9/11.6
		Heating	Silent operation/ Low/Medium/High	m^3/min	4.1/5.6/7.2/9.2		4.1/5.6/7.2/9.8	5.9/8.4/10.0/12.8
Sound power level	Cooling			dBA	52.0		53.0	61.0
	Heating			dBA	52.0		53.0	62.0
Sound pressure level	Cooling	Silent operation/Low/High		dBA	22.0/25.0/38.0	20.0/25.0/38.0	20.0/25.0/39.0	27.0/31.0/44.0
	Heating	Silent operation/Low/High		dBA	21.0/25.0/38.0	19.0/25.0/38.0	19.0/25.0/39.0	29.0/35.0/46.0
Control systems	Infrared remote control				ARC466A66			

Outdoor unit				RXM	CVXM20A	25R9	35R9	50R
Dimensions	Unit	HeightxWidthxDepth		mm	Multi connection only	552x840x350		734x954x401
Weight	Unit			kg		32		49.0
Sound power level	Cooling	Nom.		dBA		58.0	61.0	62.0
	Heating	Nom.		dBA		59.0	61.0	62.0
Sound pressure level	Cooling	Nom.		dBA		46.0	49.0	48.0
	Heating	Nom.		dBA		47.0	49.0	
Operation range	Cooling	Ambient	Min.~Max.	°CDB		-10~46		
	Heating	Ambient	Min. - Max.	°CDB		-15~24		
Refrigerant	Type/GWP					R-32/675.0		
	Charge			kg/TCO2Eq		0.76/0.52		1.15/0.780
Piping connections	Liquid/Gas OD			mm		6.35/9.50		6/12.7
	Piping length	OU - IU	Max.	m		20		30
		System	Chargeless	m		10		
	Additional refrigerant charge			kg/m		0.02 (for piping length exceeding 10m)		
	Level difference	IU - OU	Max.	m		15		20.0
Power supply	Phase/Frequency/Voltage			Hz/V		1~/50 /220-240		
Current - 50Hz	Maximum fuse amps (MFA)			A		13		16

Nominal heating capacities are based on: indoor temperature: 20°CDB, outdoor temperature: 7°CDB, 6°CWB, equivalent refrigerant piping: 5m, level difference: 0m. | See separate drawing for operation range | See separate drawing for electrical data | Cooling: indoor temp. 27°CDB, 19°CWB; outdoor temp. 35°CDB, 24°CWB; equivalent piping length: 5m | Heating: indoor temp. 20°CDB; outdoor temp. 7°CDB, 6°CWB; equivalent refrigerant piping: 5m | Contains fluorinated greenhouse gases | See separate drawings for electrical data

Floor standing unit

Floor standing unit for optimal heating comfort thanks to dual airflow

- Its low height (620 mm) enables the unit to fit perfectly beneath a window
- Onecta app (optional): control your indoor from any location with an app, via your local network or internet.
- Voice command via Amazon Alexa or Google Assistant to control main functions such as set point, operation mode, fan speed, etc
- Quiet operation: down to 23dBA sound pressure level
- Choosing for an R-32 product, reduces the environmental impact with 68% compared to R-410A and leads directly to lower energy consumption thanks to its high energy efficiency

More details and final information can be found by scanning or clicking the QR codes.

FVXM-F RXM-R RXM-R9

Efficiency data			FVXM + RXM	25F + 25R9	35F + 35R9	50F + 50R
Cooling capacity	Min./Nom./Max.		kW	1.30/2.50/3.00	1.40/3.50/3.80	1.40/5.00/5.60
Heating capacity	Min./Nom./Max.		kW	1.30/3.40/4.50	1.40/4.50/5.00	1.40/5.80/8.10
Power input	Cooling	Nom.	kW	0.60	1.09	1.55
	Heating	Nom.	kW	0.77	1.19	1.60
Space cooling	Energy efficiency class				A+++	
	Capacity	Pdesign	kW	2.50	3.50	5.00
	SEER			7.20	6.43	6.80
	Annual energy consumption		kWh/a	120	190	257
Space heating (Average climate)	Energy efficiency class				A+	
	Capacity	Pdesign	kW	2.40	2.90	4.20
	SCOP/A			4.56	4.00	
	Annual energy consumption		kWh/a	737	1,015	1,471
Nominal efficiency	EER			4.20	3.21	3.23
	COP			4.42	3.78	3.63
	Annual energy consumption		kWh	298	545	773
	Energy labeling Directive	Cooling/Heating			A/A	

Indoor unit				FVXM	25F	35F	50F
Dimensions	Unit	HeightxWidthxDepth		mm	600x700x210		
Weight	Unit			kg	14		
Air filter	Type				Removable / washable		
Fan	Air flow rate	Cooling	Silent operation/ Low/Medium/High	m^3/min	4.1/4.8/6.5/8.2	4.5/4.9/6.7/8.5	6.6/7.8/8.9/10.1
		Heating	Silent operation/ Low/Medium/High	m^3/min	4.4/5.0/6.9/8.8	4.7/5.2/7.3/9.4	7.1/8.5/10.1/11.8
Sound power level	Cooling			dBA	52		57
	Heating			dBA	52		58
Sound pressure level	Cooling	Silent operation/Low/High		dBA	23/26/38	24/27/39	32/36/44
	Heating	Silent operation/Low/High		dBA	23/26/38	24/27/39	32/36/45

Outdoor unit				RXM	25R9	35R9	50R
Dimensions	Unit	HeightxWidthxDepth		mm	552x840x350		734x954x401
Weight	Unit			kg	32		49.0
Sound power level	Cooling	Nom.		dBA	58.0	61.0	62.0
	Heating	Nom.		dBA	59.0	61.0	62.0
Sound pressure level	Cooling	Nom.		dBA	46.0	49.0	48.0
	Heating	Nom.		dBA	47.0	49.0	
Operation range	Cooling	Ambient	Min.~Max.	°CDB	-10~46		
	Heating	Ambient	Min. - Max.	°CDB	-15~24		
Refrigerant	Type				R-32		
	GWP				675		675.0
	Charge			kg/TCO2Eq	0.76/0.52		1.15/0.780
Piping connections	Liquid	OD		mm	6.35		6
	Gas	OD		mm	9.50		12.7
	Piping length	OU - IU	Max.	m	20		30
		System	Chargeless	m	10		
	Additional refrigerant charge			kg/m	0.02 (for piping length exceeding 10m)		
	Level difference	IU - OU	Max.	m	15		20.0
Power supply	Phase/Frequency/Voltage			Hz/V	1~/50 /220-240		
Current - 50Hz	Maximum fuse amps (MFA)			A	13		16

See separate drawing for electrical data | See separate drawing for operation range | Nominal cooling capacities are based on: indoor temperature: 27°CDB, 19°CWB, outdoor temperature: 35°CDB, equivalent refrigerant piping: 5m, level difference: 0m. | Nominal heating capacities are based on: indoor temperature: 20°CDB, outdoor temperature: 7°CDB, 6°CWB, equivalent refrigerant piping: 5m, level difference: 0m. | 50Hz, 220-230-240V | 220V | 230V | 240V | Contains fluorinated greenhouse gases

Concealed ceiling unit

Compact concealed ceiling unit, with a height of only 200mm

- Invisible unit as the unit is concealed in the ceiling: only the suction and discharge grilles are visible
- Compact dimensions, can easily be mounted in a ceiling void of only 240mm
- Medium external static pressure up to 40Pa facilitates unit use with flexible ducts of varying lengths
- Unified indoor unit range for R-32 and R-410A
- Auto cleaning filter option ensures maximum efficiency, comfort and reliability by regular filter cleaning
- Multi zoning kit allows multiple individually-controlled climate zones to be served by one indoor unit
- Onecta app (optional): control your indoor from any location with an app, via your local network or internet.
- Voice command via Amazon Alexa or Google Assistant to control main functions such as set point, operation mode, fan speed, etc
- Low energy consumption thanks to DC fan motor

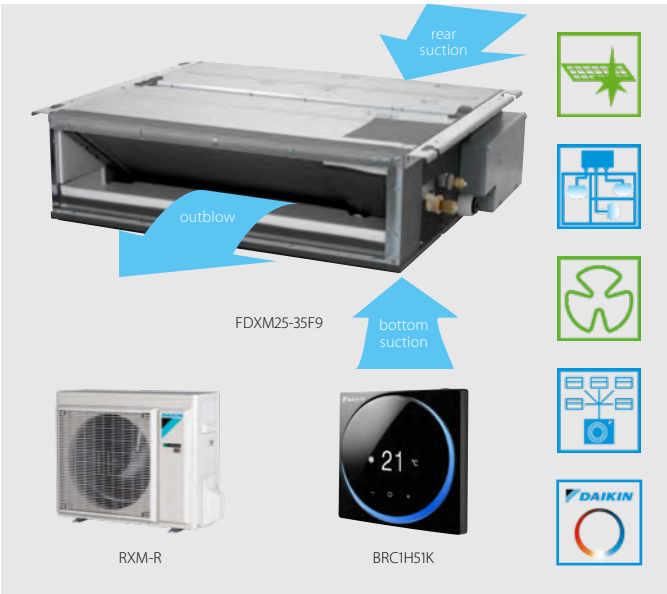

More details and final information can be found by scanning or clicking the QR codes.

FDXM-F9 RXM-R RXM-R9

Efficiency data			FDXM + RXM	25F9 + 25R	35F9 + 35R	50F9 + 50R	60F9 + 60R
Cooling capacity	Min./Nom./Max.		kW	1.30/2.40/3.00	1.40/3.40/3.80	1.70/5.00/5.30	1.70/6.00/6.50
Heating capacity	Min./Nom./Max.		kW	1.30/3.20/4.50	1.40/4.00/5.00	1.70/5.80/6.00	1.70/7.00/7.10
Space cooling	Energy efficiency class			A+	A	A+	A
	Capacity	Pdesign	kW	2.40	3.40	5.00	6.00
	SEER			5.68	5.26	5.77	5.56
	Annual energy consumption		kWh/a	148	226	303	378
Space heating (Average climate)	Energy efficiency class			A+		A	
	Capacity	Pdesign	kW	2.60	2.90	4.00	4.60
	SCOP/A			4.24	3.88	3.93	3.80
	Annual energy consumption		kWh/a	858	1,046	1,424	1,693

Indoor unit				FDXM	25F9	35F9	50F9	60F9
Dimensions	Unit	HeightxWidthxDepth		mm	200x750x620		200x1,150x620	
Weight	Unit			kg	21		28	
Air filter	Type				Removable/washable			
Fan	Air flow rate	Cooling	Low/Medium/High	m^3/min	7.3/8.0/8.7		13.3/14.6/15.8	13.5/14.8/16.0
		Heating	Low/Medium/High	m^3/min	7.3/8.0/8.7		13.3/14.6/15.8	13.5/14.8/16.0
	External static pressure	Nom.		Pa	30		40	
Sound power level	Cooling			dBA	53.0		55.0	56.0
	Heating			dBA	53.0		55.0	56.0
Sound pressure level	Cooling	Low/High		dBA	27.0/35.0		30.0/38.0	
	Heating	Low/High		dBA	27.0/35.0		30.0/38.0	
Control systems	Infrared remote control				-			

Outdoor unit				RXM	25R9	35R9	50R	60R
Dimensions	Unit	HeightxWidthxDepth		mm	550x765x285		734x870x373	
Weight	Unit			kg	32		49.0	
Sound power level	Cooling	Nom.		dBA	58	61	62.0	63.0
	Heating	Nom.		dBA	59	61	62.0	63.0
Sound pressure level	Cooling	Nom.		dBA	46	49	48.0	
	Heating	Nom.		dBA	47	49	49.0	
Operation range	Cooling	Ambient	Min.~Max.	°CDB	-10~46			
	Heating	Ambient	Min. - Max.	°CDB	-15~24			
Refrigerant	Type				R-32			
	GWP				675		675.0	
	Charge			kg/TCO2Eq	0.76/0.52		1.15/0.780	
Piping connections	Liquid	OD		mm	6.35			
	Gas	OD		mm	9.50		12.7	
	Piping length	OU - IU	Max.	m	20		30	
		System	Chargeless	m	10		-	
	Additional refrigerant charge			kg/m	0.02 (for piping length exceeding 10m)			
	Level difference	IU - OU	Max.	m	15		20.0	
Power supply	Phase/Frequency/Voltage			Hz/V	1~/50 /220-240			
Current - 50Hz	Maximum fuse amps (MFA)			A	13		16	

See separate drawing for electrical data | See separate drawing for operation range | Nominal cooling capacities are based on: indoor temperature: 27°CDB, 19°CWB, outdoor temperature: 35°CDB, equivalent refrigerant piping: 5m, level difference: 0m. | Nominal heating capacities are based on: indoor temperature: 20°CDB, outdoor temperature: 7°CDB, 6°CWB, equivalent refrigerant piping: 5m, level difference: 0m. | Contains fluorinated greenhouse gases

THOMAS
DESCAMPS
PICASSO

Less is more

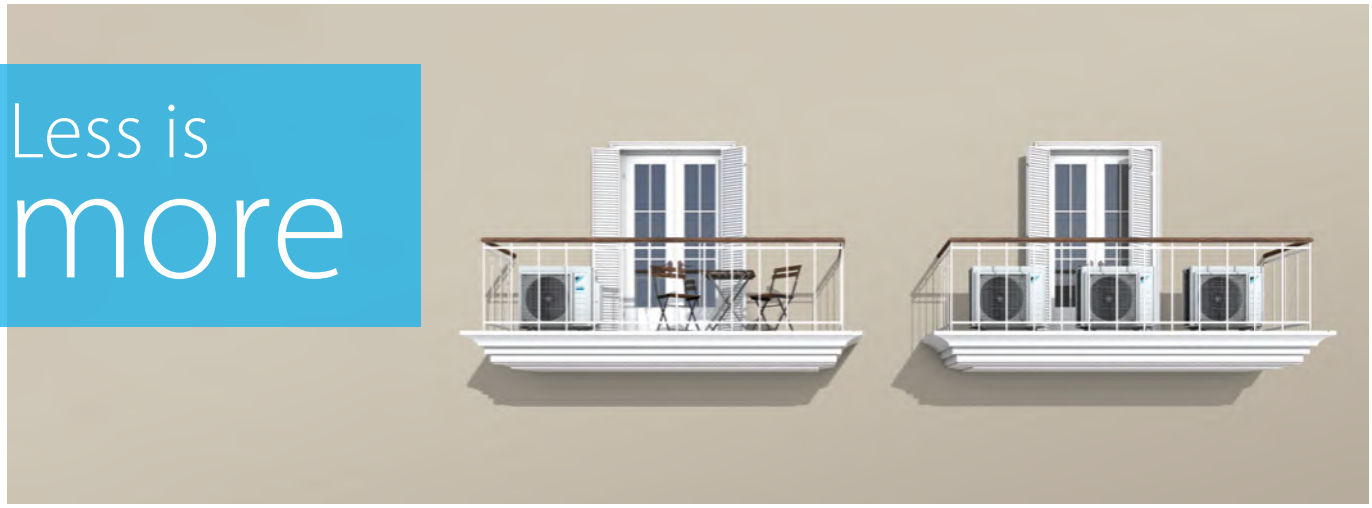

Multi Split Simply extend your comfort!

A Daikin multi split system offers you unexpected possibilities in creating a comfortable and cosy home. This is your solution to reduce limitations like environmental impact and financial aspects.

Less mounting space, less visibility, less sound

› **Save space**: Drastically reduce the space required for placing a number of units on your facade
› **Less visibility**: Enjoy your nice ambience. Finding just one hiding place is much easier
› **Less noise**: Only one unit in operation is much quieter than two or more units

Lower power consumption, high efficiency

› **Less power consumption**: Our big compressors can work more efficiently than various smaller ones with the same capacity in sum. Also save a significant proportion of energy thanks to standby mode

Pair split or multi split combination – the direct system comparison

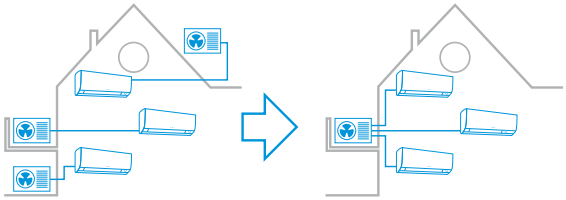

Conventional pair split installation for air-conditioning three rooms

Solution for the same situation with only one multi split outdoor unit

Easier installation, wiring, piping and maintenance

› **Save mounting equipment**: Wherever you want to place an outdoor unit, for every unit you will need a mounting for a secure fixing and problem-free operation
› **Save time**: The physical installation, wiring, drain piping as well as the initial setup of only one system is much easier and faster
› When using only one outdoor unit instead of two or more, the statistical probability of a **possible technical defect is reduced** with every unit that you do not need.

More flexibility: Connect up to 5 indoor units of any style

There are many possibilities in comfort you can profit from a multi split solution:

› **Up to 5 indoor units** connectable to only one outdoor unit
› Every single indoor unit can be **regulated separately**
› Choose from **a greater variety** of connectable indoor unit types out of our split and Sky Air series
› Use low capacity indoor units specially **designed for small rooms** which can only be connected to a multi split system
› Are you planning an **additional indoor unit later on?** Just decide now for an outdoor unit with higher capacity and simply connect it later

Multi model application

- New design outlook for full range
- Seasonal efficiency values up to A+++ in cooling and A++ in heating thanks to its up-to-date technology and built-in intelligence
- Up to 5 indoor units can be connected to 1 multi outdoor unit; all indoor units are individually controllable and do not need to be installed in the same room or at the same time. They operate simultaneously within the same heating or cooling mode.
- Choosing for an R-32 product, reduces the environmental impact with 68% compared to R-410A and leads directly to lower energy consumption thanks to its high energy efficiency
- Different types of indoor units can be connected: e.g. wall mounted, ceiling mounted cassette corner, concealed ceiling unit
- Outdoor units are fitted with a swing compressor, renowned for its low noise and high energy efficiency

2MXM40-50A 3MXM40A

2MXM68A 3MXM52-68A
4MXM80A 5MXM90A

CONNECTABLE INDOOR UNITS	Wall mounted																					
	CTXA-AW/BS/BT/BB	FTXA-AW/BS/BT/BB					CTXM-R	FTXM-R							FTXJ-AW/S/B					FTXP-M9		
	15	20	25	35	42	50	15	20	25	35	42	50	60	71	20	25	35	42	50	20	25	35
2MXM40A	●	●	●	●			●	●	●	●					●	●	●			●	●	●
2MXM50A	●	●	●	●	●	●	●	●	●	●	●	●			●	●	●	●	●	●	●	●
2MXM68A	●	●	●	●	●	●	●	●	●	●	●	●	●		●	●	●	●	●	●	●	●
3MXM40A	●	●	●	●			●	●	●	●					●	●	●					
3MXM52A	●	●	●	●	●	●	●	●	●	●	●	●			●	●	●	●	●	●	●	●
3MXM68A	●	●	●	●	●	●	●	●	●	●	●	●	●		●	●	●	●	●	●	●	●
4MXM68A	●	●	●	●	●	●	●	●	●	●	●	●	●		●	●	●	●	●			
4MXM80A	●	●	●	●	●	●	●	●	●	●	●	●	●	●	●	●	●	●	●			
5MXM90A	●	●	●	●	●	●	●	●	●	●	●	●	●	●	●	●	●	●	●			

CONNECTABLE INDOOR UNITS	Concealed ceiling							Floor standing							Round flow			Fully flat				Ceiling suspended			Concealed floor standing			
	FDXM-F9				FBA-A9			CVXM-A	FVXM-A			FVXM-F			FCAG-B			FFA-A9				FHA-A9			FNA-A9			
	25	35	50	60	35	50	60	20	25	35	50	25	35	50	35	50	60	25	35	50	60	35	50	60	25	35	50	60
2MXM40A	●	●						●	●	●		●	●															
2MXM50A	●	●	●					●	●	●	●	●	●	●				●	●	●								
2MXM68A	●	●	●	●	●	●	●					●	●	●	●	●	●	●	●	●	●	●	●	●	●	●	●	●
3MXM40A	●	●			●			●	●	●		●	●		●			●	●			●			●	●		
3MXM52A	●	●	●		●	●		●	●	●	●	●	●	●	●	●		●	●	●		●	●		●	●	●	
3MXM68A	●	●	●	●	●	●	●					●	●	●	●	●	●	●	●	●	●	●	●	●	●	●	●	●
4MXM68A	●	●	●	●	●	●	●					●	●	●	●	●	●	●	●	●	●	●	●	●	●	●	●	●
4MXM80A	●	●	●	●	●	●	●					●	●	●	●	●	●	●	●	●	●	●	●	●	●	●	●	●
5MXM90A	●	●	●	●	●	●	●					●	●	●	●	●	●	●	●	●	●	●	●	●	●	●	●	●

More details and final information can be found by scanning or clicking the QR codes.

2MXM-A 3MXM-A 4MXM-A 5MXM-A

Outdoor unit					2MXM40A	2MXM50A	2MXM68A	3MXM40A	3MXM52A	3MXM68A	4MXM68A	4MXM80A	5MXM90A
Dimensions	Unit	HeightxWidthxDepth		mm	552x852x350		734x974x408						
Weight	Unit			kg	36	41	60.0	57		62.0	63.0	67.0	68.0
Sound power level	Cooling				60		61.0	59.0		61.0			64.0
Sound pressure level	Cooling	Nom.		dBA	46	48		46		48			52
	Heating	Nom.		dBA	48	50	48	47		48	49		52
Operation range	Cooling	Ambient	Min.~Max.	°CDB	-10~46								
	Heating	Ambient	Min.~Max.	°CWB	-15~18								
Refrigerant	Type				R-32								
	GWP				675.0								
	Charge			kg/TCO2Eq	0.88/0.60	1.15/0.78	2.00/1.35	1.80/1.22		2.00/1.35		2.40/1.62	
Piping connections	Liquid	OD		mm	6.4		6.35	6.4		6.35			
	Gas	OD		mm	9.5		9.50	9.5		9.50			
	Piping length	OU - IU	Max.	m	20 (1)		25 (1)						
		System	Chargeless	m	-		30						
	Additional refrigerant charge			kg/m	0.02 (for piping length exceeding 20m)		0.02 (for piping length exceeding 30m)						
	Level difference	IU - OU	Max.	m	15.0								
Power supply	Phase/Frequency/Voltage			Hz/V	1~/50 /220-230-240		1~/50 /220-240						
Current - 50Hz	Maximum fuse amps (MFA)			A	16		20	16	20			25	32

(1)For one room | See separate drawing for operation range | See separate drawing for electrical data | Contains fluorinated greenhouse gases | For combination with CVXM-A, FVXM-A - maximum piping length is 30m.

Multi+

Only one system for domestic hot water + air conditioning

- New design outlook for outdoor unit
- Seasonal efficiency values up to A+++ in cooling and A++ for air conditioning
- Domestic hot water efficiencies up to A
- Wall mounted domestic hot water tank, available in 90l and 120l
- Up to 3 indoor units can be connected to 1 multi outdoor unit; all indoor units are individually controllable and do not need to be installed in the same room or at the same time. They operate simultaneously within the same heating or cooling mode.
- Choosing for an R-32 product, reduces the environmental impact with 68% compared to R-410A and leads directly to lower energy consumption thanks to its high energy efficiency
- Different types of indoor units can be connected: e.g. wall mounted, ceiling mounted cassette corner, concealed ceiling unit
- The outdoor unit is fitted with a swing compressor, renowned for its low noise and high energy efficiency

CONNECTABLE INDOOR UNITS	Wall mounted																	Concealed ceiling							Floor standing			Round flow		Fully flat			Ceiling mounted		Concealed floor standing			Domestic hot water tank	
	C/FTXA-AW/BS/BT/BB						C/FTXM-R						FTXJ-AW/S/B					FDXM-F9			FBA-A9				FVXM-F			FCAG-B		FFA-A9			FHA-A9		FNA-A9			EKHWET-BV3	
	15	20	25	35	42	50	15	20	25	35	42	50	20	25	35	42	50	25	35	50	35	50	60	71	25	35	50	35	50	25	35	50	35	50	25	35	50	90	120
4MWXM52A	●	●	●	●	●	●	●	●	●	●	●	●	●	●	●	●	●	●	●	●	●	●	●*	●*	●	●	●	●	●	●	●	●	●	●	●	●	●	●	●

* No combination with additional indoor units possible

More details and final information can be found by scanning or clicking the QR codes.

4MWXM-A EKHWET-BV3

Efficiency data					EKHWET90BV3 + 4MWXM52A	EKHWET120BV3 + 4MWXM52A
Heating capacity	Nom.			kW	-	-
COP	Average climate				2.19	2.30
	Warm climate				2.68	2.70
Heat-up time	Average climate			h:mm	1:18	2:15
	Warm climate			h:mm	1:53	3:35
Seasonal efficiency	Domestic hot water heating	General	Declared load profile		M	L
		Average climate	ηwh (water heating efficiency)	%	90	94
Water heating energy efficiency class*					A	
Water temperature	by heat pump		Max.		50	

*EN16147(2017)

Domestic hot water tank				EKHWET	90BV3	120BV3
Casing	Colour				White	
Material					Enameled steel	
Dimensions	HeightxWidthxDepth			mm	1,032x536x571	1,296x536x571
Weight				kg	47	55
Tank	Water volume			l	89	118
	Energy efficiency class*				B	C
Operation range	Heating	Ambient	Min.~Max.	°C	-15~43	
		Water side	Min.~Max.	°C	10~53	

* LOT 2

Outdoor unit				4MWXM	52A
Dimensions	Unit	HeightxWidthxDepth		mm	734x974x401
Weight	Unit			kg	60
Sound power level	Cooling				59
Sound pressure level	Cooling	Nom./High		dBA	46
	Heating	Nom./High		dBA	47
Operation range	Cooling	Ambient	Min.~Max.	°CDB	-10~46
	Heating	Ambient	Min.~Max.	°CWB	-15~24
Refrigerant	Type				R-32
	GWP				675
	Charge			kg/TCO2Eq	2.20/1.49
Piping connections DX	Liquid	OD		mm	6.35
	Gas	OD		mm	9.50/12.7/15.9
Piping connections DHW	Liquid	OD		mm	6.35
	Gas	OD		mm	9.50
Piping length	OU - IU		Max.	m	25
	Additional refrigerant charge			kg/m	0.02 (for piping length exceeding 10m)
Level difference	IU - OU		Max.	m	15
Power supply	Phase/Frequency/Voltage			Hz/V	1~/50 /220-240
Current - 50Hz	Maximum fuse amps (MFA)			A	10

*Note: blue cells contain preliminary data

AIR CONDITIONING + HOT WATER = MULTI+

Coming soon
SPRING 2022

NEW

Multi+

for cooling, heating and hot water

Connect **Multi+ outdoor unit** with up to 3 indoor units and a 90 l or 120 l tank to provide domestic hot water

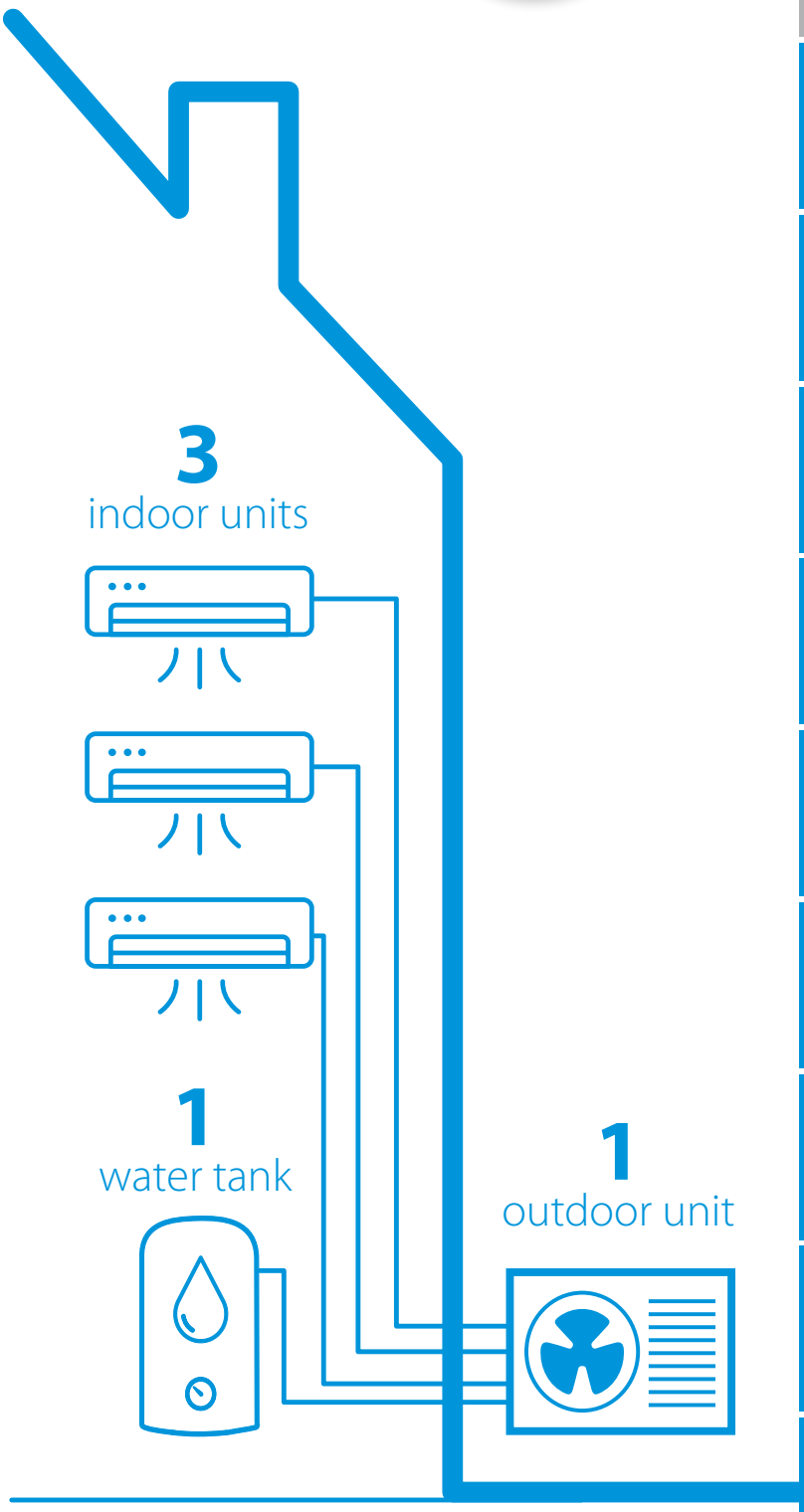

NEW
Design multi outdoor unit for the full range

Multi model application



- Seasonal efficiency values up to A+++ in cooling and A++ in heating thanks to its up-to-date technology and built-in intelligence
- Up to 3 indoor units can be connected to 1 multi outdoor unit; all indoor units are individually controllable and do not need to be installed in the same room or at the same time. They operate simultaneously within the same heating or cooling mode.
- Up to 2 indoor units can be connected to 1 multi outdoor unit; all indoor units are individually controllable and do not need to be installed in the same room or at the same time. They operate simultaneously within the same heating or cooling mode.
- Choosing for an R-32 product, reduces the environmental impact with 68% compared to R-410A and leads directly to lower energy consumption thanks to its high energy efficiency
- Different types of indoor units can be connected: e.g. wall mounted, ceiling mounted cassette corner, concealed ceiling unit
- Outdoor units are fitted with a swing compressor, renowned for its low noise and high energy efficiency

Indoor units		FTXF20B	FTXF25B	FTXF35B	CTXF20C	CTXF25C	CTXF35C
Outdoor units	2MXF40A	•	•	•	•	•	•
	2MXF50A	•	•	•	•	•	•
	3MXF52A9	•	•	•	•	•	•
	3MXF68A9	•	•	•	•	•	•

More details and final information can be found by scanning or clicking the QR codes.

2MXF-A 3MXF-A9

Outdoor Unit					2MXF40A	2MXF50A	3MXF52A9	3MXF68A9
Dimensions	Unit	HeightxWidthxDepth		mm	550x765x285		734x958x340	
Weight	Unit			kg	36	41	57.0	62.0
Sound power level	Cooling				60		59	61
Sound pressure level	Cooling	Nom./High		dBA	-/46	-/48	46.0/-	48.0/-
	Heating	Nom./High		dBA	-/48	-/50	47.0/-	48.0/-
Operation range	Cooling	Ambient	Min.~Max.	°CDB	-10~46			
	Heating	Ambient	Min.~Max.	°CWB	-15~18			
Refrigerant	Type				R-32			
	GWP				675			
	Charge			kg/TCO2Eq	0.88/0.60	1.15/0.78	1.80/1.22	2.00/1.35
Piping connections	Liquid	OD		mm	6.35			
	Gas	OD		mm	9.5			
	Piping length	OU - IU	Max.	m	20 (1)		25 (1)	
		System	Chargeless	m	20		30	
	Additional refrigerant charge			kg/m	0.02 (for piping length exceeding 20m)		0.02 (for piping length exceeding 30m)	
	Level difference	IU - OU	Max.	m	15.0			
Power supply	Phase/Frequency/Voltage			Hz/V	1~/50 /220-230-240			
Current - 50Hz	Maximum fuse amps (MFA)			A	16			20

(1)For one room | See separate drawing for operation range | See separate drawing for electrical data | Contains fluorinated greenhouse gases

Daikin Altherma hybrid heat pump

Hybrid technology combining gas, air to water and air to air heat pump for heating, cooling and hot water

- Daikin Altherma hybrid heat pump combines air-to-water heat pump technology with gas condensing technology
- Heating only wall mounted indoor unit of air-to-water heat pump
- Wall mounted gas module
- Depending on outdoor temperature, energy prices and internal heat load, Daikin Altherma hybrid heat pump always selects the most economical mode to operate
- Low investment cost: no need to replace the existing radiators (up to 80°C) and pipe work
- Provides sufficient heat in renovation applications as all heat loads are covered up to 32kW
- Easy and fast installation thanks to the compact dimensions and quick interconnections

CHYHBH-AV32 / EHYKOMB-AA2/3

CONNECTABLE INDOOR UNITS	Wall mounted																					Concealed ceiling							Floor standing							Round flow				Fully flat				Ceiling suspended			Concealed floor standing				Hybrid heat pump	
	CTXA-AW/BS/BT/BB	FTXA-AW/BS/BT/BB					CTXM-R	FTXM-R							FTXJ-MW/S				FTXP-M9			FDXM-F9				FBA-A9			CVXM-A	FVXM-A			FVXM-F			FCAG-B				FFA-A9				FHA-A9			FNA-A9				CHYHBH-AV32	
	15	20	25	35	42	50	15	20	25	35	42	50	60	71	20	25	35	50	20	25	35	25	35	50	60	35	50	60	20	25	35	50	25	35	50	35	50	60	25	35	50	60	35	50	60	25	35	50	60	05	08
3MXM52N7	●	●	●	●	●	●	●	●	●	●	●	●			●	●	●	●	●	●	●	●	●	●		●	●		●	●	●	●	●	●	●	●	●		●	●	●		●	●		●	●	●		●	
3MXM68N9	●	●	●	●	●	●	●	●	●	●	●	●			●	●	●	●	●	●	●	●	●	●	●	●	●	●					●	●	●	●	●	●	●	●	●	●	●	●	●	●	●	●	●	●		●	
4MXM68N9	●	●	●	●	●	●	●	●	●	●	●	●	●		●	●	●	●				●	●	●	●	●	●	●					●	●	●	●	●	●	●	●	●	●	●	●	●	●	●	●	●	●		●	
4MXM80N9	●	●	●	●	●	●	●	●	●	●	●	●	●	●	●	●	●	●				●	●	●	●	●	●	●					●	●	●	●	●	●	●	●	●	●	●	●	●	●	●	●	●	●	●	●	●
5MXM90N9	●	●	●	●	●	●	●	●	●	●	●	●	●	●	●	●	●	●				●	●	●	●	●	●	●					●	●	●	●	●	●	●	●	●	●	●	●	●	●	●	●	●	●	●	●	●

More details and final information can be found by scanning or clicking the QR codes.

CHYHBH-AV32 EHYKOMB-AA2 EHYKOMB-AA3

Efficiency data					CHYHBH05AV32 /3MXM52N8	CHYHBH05AV32 /3MXM68N9	CHYHBH05AV32 /4MXM68N9	CHYHBH05AV32 /4MXM80N9	CHYHBH08AV32 /4MXM80N9	CHYHBH05AV32 /5MXM90N9	CHYHBH08AV32 /5MXM590N9
Heating capacity	Nom.			kW	4.41 (1)	4.50 (1)			6.78 (1)	4.50 (1)	6.78 (1)
COP					4.49 (1)	3.91 (1)		4.04 (1)	4.17 (1)	4.04 (1)	4.17 (1)
Pump					51.80 (1)						
Seasonal efficiency	Domestic hot water heating	General	Declared load profile		XL						
		Average climate	ηwh (water heating efficiency)	%	96						
Water heating energy efficiency class					A						

(1) DB/WB 7°C/6°C - LWC 35°C (DT=5°C), boiler bypassed

Indoor Unit (Hydrobox)					CHYHBH05AV32	CHYHBH08AV32
Casing	Colour				White	
	Material				Precoated sheet metal	
Dimensions	Unit	HeightxWidthxDepth		mm	902x450x164	
Weight	Unit			kg	30.0	
Operation range	Heating	Ambient	Min.~Max.	°C	-15 ~24	
		Water side	Min.~Max.	°C	25 ~50	

Indoor unit (Boiler)					EHYKOMB33AA2/AA3
Central heating	Heat input Qn (net calorific value)	Nom	Min/Max	kW	6.2 / 7.6 / 7.6 /22.1 / 27.0 / 27.0
	Output Pn at 80/60°C	Min/Nom		kW	6.7 / 8.2 / 8.2 /21.8 / 26.6 / 26.6
	Efficiency	Net calorific value		%	98 / 107
	Operation range	Min/Max		°C	15 /80
Domestic hot water	Output	Min/Nom		kW	7.6/32.7
	Water flow	Rate	Nom	l/min	9.0 / 15.0
	Operation range	Min/Max		°C	40/65
Gas	Connection	Diameter		mm	15
	Consumption (G20)	Min/Max		m^3/h	0.78/3.39
	Consumption (G25)	Min/Max		m^3/h	0.90/3.93
	Consumption (G31)	Min/Max		m^3/h	0.30/1.29
Supply air	Connection			mm	100
	Concentric				1
Flue gas	Connection			mm	60
Casing	Colour				White - RAL9010
	Material				Precoated sheet metal
Dimensions	Unit	HeightxWidthxDepth	Casing	mm	710x450x240
Weight	Unit	Empty		kg	36
Power supply	Phase/Frequency/Voltage			Hz/V	1~/50/230
Electrical power consumption	Max.			W	55
	Standby			W	2

Siesta wall mounted units

The Siesta range offers a wide variety of wall mounted units with high efficiency values up to A+++. They provide excellent levels of comfort, and almost all indoor units are connectable to a multi outdoor unit.

Siesta Bluevolution range

R-32

BLUEVOLUTION

Type	Model	Product name		20	25	35	50	60	71
Wall mounted	Wall mounted unit Siesta, descreet, modern unit for optimal efficiency and comfort thanks to 2-area motion detection sensor and Flash Streamer	ATXM-R		● (multi only)	A+++	A+++	A++		
	Wall mounted unit Siesta, providing high efficiency and comfort while reducing the environmental impact	ATXP-M		A++	A++	A++			
	Siesta wall mounted unit Wall mounted unit for low energy consumption and pleasant comfort	ATXF-D/A		A++	A++	A++	A++	A++	A
	Siesta wall mounted unit Wall mounted unit, offering good value for money and ensuring a steady supply of clean air	ATXC-C		A++	A++	A++	A++	A++	A
	Siesta wall mounted unit Wall mounted unit, offering good value for money	ATXQ-A			A++ A+	A++ A+			

Wall mounted unit

Attractive, wall mounted Siesta unit with perfect indoor air quality

- Seasonal efficiency values up to A+++ in cooling and heating
- Heat boost quickly heats up your home when starting up your air conditioner. Set temperature is reached 14% faster than a regular air conditioner (pair only)
- Using electrons to trigger chemical reactions with air borne particles, the Flash Streamer breaks down allergens such as pollen and fungal allergens and removes bothersome odours providing a better, cleaner air
- Silver allergen removal and air purifying filter captures allergens such as pollen to ensure a steady supply of clean air
- Onecta app: control your indoor from any location with an app, via your local network or internet.
- Voice command via Amazon Alexa or Google Assistant to control main functions such as set point, operation mode, fan speed, etc
- Quiet operation: down to 19dBA sound pressure level
- 3-D air flow combines vertical and horizontal auto swing to circulate a stream of warm or cool air right to the corners of even large spaces
- 2-area motion detection sensor: air flow is sent to a zone other than where the person is located at that moment; if no people are detected, the unit will automatically switch over to the energy-efficient setting. (larger capacity area)

More details and final information can be found by scanning or clicking the QR codes.

ATXM-R ARXM-R ARXM-R9

Efficiency data			ATXM + ARXM	20R + 20R	25R + 25R9	35R + 35R9	50R + 50R
Cooling capacity	Min./Nom./Max.		kW	multi combinations only	1.30/2.50/3.20	1.40/3.40/4.00	1.70/5.00/6.00
Heating capacity	Min./Nom./Max.		kW		1.30/2.80/4.70	1.40/4.00/5.20	1.70/5.80/7.70
Power input	Cooling	Nom.	kW		0.56	0.80	1.45
	Heating	Nom.	kW		0.56	0.99	1.53
Space cooling	Energy efficiency class				A+++		A++
	Capacity	Pdesign	kW		2.50	3.40	5.00
	SEER				8.55		7.35
	Annual energy consumption		kWh/a		102	139	238
Space heating (Average climate)	Energy efficiency class				A+++		A++
	Capacity	Pdesign	kW		2.40	2.50	4.60
	SCOP/A				5.10		4.65
	Annual energy consumption		kWh/a		659	686	1,384
Nominal efficiency	EER				4.50	4.23	3.45
	COP				5.00	4.04	3.79
	Annual energy consumption		kWh		278	402	725
	Energy labeling Directive	Cooling/Heating				A/A	

Indoor unit				ATXM	20R	25R	35R	50R
Dimensions	Unit	HeightxWidthxDepth		mm	295x778x272			299x998x292
Weight	Unit			kg	10.0			14.5
Air filter	Type				Removable / washable			
Fan	Air flow rate	Cooling	Silent operation/ Low/Medium/High	m^3/min	4.3/5.7/7.5/10.5	4.1/5.7/7.6/10.5	4.2/6.0/7.8/11.3	8.3/11.4/14/15.8
		Heating	Silent operation/ Low/Medium/High	m^3/min	5.1/6.2/8.2.9.3	4.9/6.3/8.0/9.8	4.9/6.5/8.5/9.8	10.5/12.0/14.2/15.8
Sound power level	Cooling			dBA	58			58.0
	Heating			dBA	55			58.0
Sound pressure level	Cooling	Silent operation/Low/High		dBA	19/25/41		19/25/45	27.0/36.0/44.0
	Heating	Silent operation/Low/High		dBA	20/26/39	20/27/39	20/28/39	31.0/34.0/43.0
Control systems	Infrared remote control				ARC466A67			

Outdoor unit				ARXM/ARXM	20R	25R9	35R9	50R
Dimensions	Unit	HeightxWidthxDepth		mm	multi combinations only	552x840x350		734x954x401
Weight	Unit			kg		32		49.0
Sound power level	Cooling	Nom.		dBA		58.0	61.0	62.0
	Heating	Nom.		dBA		59.0	61.0	62.0
Sound pressure level	Cooling	Nom.		dBA		46.0	49.0	48.0
	Heating	Nom.		dBA		47.0	49.0	
Operation range	Cooling	Ambient	Min.~Max.	°CDB		-10~50(1)/46(2)		-10(3)/-10(4)~50(3)/46(4)
	Heating	Ambient	Min. - Max.	°CDB		-20(1)/-15(2)-24		-20(3)/-15(4)-24(3)/24(4)
Refrigerant	Type/GWP					R-32/675.0		
	Charge			kg/TCO2Eq		0.76/0.52		1.15/0.780
Piping connections	Liquid/ Gas OD			mm		6.35/9.50		6.35/12.7
	Piping length	OU - IU	Max.	m		20		30
		System	Chargeless	m		10		-
	Additional refrigerant charge			kg/m		0.02 (for piping length exceeding 10m)		
	Level difference	IU - OU	Max.	m		15		20.0
Power supply	Phase/Frequency/Voltage			Hz/V		1~/50 /220-240		
Current - 50Hz	Maximum fuse amps (MFA)			A		13		16

(1)Only possible in combination with ATXM*N2V1B, FTXM*N2V1B, ATXM*R2V1B, ATXM*R5V1B, FTXM*R2V1B, FTXM*R5V1B | (2)Only possible in combination with ATXM*M2V1B, FTXM*M2V1B, FVXM*FV1B, FCAG*AVEB, FFA*A2VEB9, FBA*A2VEB9, FHA*AVEB9,FDXM*F3V1B9, FNA*A2VEB9, ADEA*A2VEB, FVXM*A2V1B | (3)Only possible in combination with CTXM*N2V1B, ATXM*N2V1B, FTXM*N2V1B | (4)Only possible in combination with CTXM*M2V1B, ATXM*M2V1B, FTXM*M2V1B, FVXM*FV1B, FCAG*AVEB, FFA*A2VEB9,FBA*A2VEB9, FHA*AVEB9, FDXM*F3V1B9, FNA*A2VEB9, ADEA*A2VEB· | See separate drawing for operation range | See separate drawing for electrical data | Nominal cooling capacities are based on: indoor temperature: 27°CDB, 19°CWB, outdoor temperature: 35°CDB, equivalent refrigerant piping: 5m, level difference: 0m. | Nominal heating capacities are based on: indoor temperature: 20°CDB, outdoor temperature: 7°CDB, 6°CWB, equivalent refrigerant piping: 5m, level difference: 0m. | Cooling: indoor temp. 27°CDB, 19.0°CWB; outdoor temp. 35°CDB, 24°CWB; equivalent piping length: 5m | Heating: indoor temp. 20°CDB; outdoor temp. 7°CDB, 6°CWB; equivalent refrigerant piping: 5m | Contains fluorinated greenhouse gases

Siesta

BLUEVOLUTION

Wall mounted unit

Discreet Siesta wall mounted unit providing high efficiency and comfort

- Practically inaudible: the unit runs so quietly, you will almost forget it is there.
- Onecta app (optional): control your indoor from any location with an app, via your local network or internet.
- Voice command via Amazon Alexa or Google Assistant to control main functions such as set point, operation mode, fan speed, etc
- 3-D air flow combines vertical and horizontal auto swing to circulate a stream of warm or cool air right to the corners of even large spaces
- The unit's compact dimensions makes it ideal for renovation projects, especially for above door installation
- Choosing for an R-32 product, reduces the environmental impact with 68% compared to R-410A and leads directly to lower energy consumption thanks to its high energy efficiency
- Seasonal efficiency values up to A++ in cooling and heating
- Space saving contemporary wall mounted design

More details and final information can be found by scanning or clicking the QR codes.

ATXP-M ARXP-M

Efficiency data				ATXP + ARXP	20M + 20M	25M + 25M	35M + 35M
Cooling capacity	Min./Nom./Max.			kW	1.3/2.00/2.6	1.3/2.50/3.0	1.3/3.50/4.0
Heating capacity	Min./Nom./Max.			kW	1.30/2.50/3.50	1.30/3.00/4.00	1.30/4.00/4.80
Power input	Cooling		Min./Nom./Max.	kW	0.31/0.50/0.72	0.31/0.66/0.72	0.29/1.01/1.30
	Heating		Min./Nom./Max.	kW	0.25/0.52/0.95	0.25/0.69/0.95	0.29/1.00/1.29
Space cooling	Energy efficiency class					A++	
	Capacity		Pdesign	kW	2.00	2.50	3.50
	SEER				6.77	6.85	6.56
	Annual energy consumption			kWh/a	104	128	187
Space heating (Average climate)	Energy efficiency class					A++	
	Capacity		Pdesign	kW	2.20	2.40	2.80
	SCOP/A				4.64	4.60	4.62
	Annual energy consumption			kWh/a	663	730	847
Nominal efficiency	EER				3.98	3.79	3.45
	COP				4.77	4.36	4.02
	Energy labeling Directive		Cooling/Heating			A/A	

Indoor unit				ATXP	20M	25M	35M
Dimensions	Unit	HeightxWidthxDepth		mm		286x770x225	
Weight	Unit			kg	8.50		9.00
Air filter	Type					Removable / washable	
Fan	Air flow rate	Cooling	Silent operation/ Low/Medium/High	m^3/min	4.2/5.6/7.4/9.5	4.2/5.8/7.7/9.7	4.5/6.3/8.3/11.5
		Heating	Silent operation/ Low/Medium/High	m^3/min	5.2/6.2/8.1/10.4	5.2/6.4/8.1/10.4	5.3/7.0/9.0/11.5
Sound power level	Cooling			dBA	55		58
	Heating			dBA	55		58
Sound pressure level	Cooling	Silent operation/Low/High		dBA	19/25/39	19/26/40	20/27/43
	Heating	Silent operation/Low/High		dBA	21/28/39	21/28/40	21/29/40
Control systems	Infrared remote control					ARC480A53	

Outdoor unit				ARXP	20M	25M	35M
Dimensions	Unit	HeightxWidthxDepth		mm		550x658x275	
Weight	Unit			kg	26		28
Sound power level	Cooling			dBA		-	
Sound pressure level	Cooling	High		dBA	46		48
	Heating	High		dBA	47		48
Operation range	Cooling	Ambient	Min.~Max.	°CDB		-10~48	
	Heating	Ambient	Min.~Max.	°CWB		-20~18	
Refrigerant	Type					R-32	
	GWP					675.0	
	Charge			kg/TCO2Eq	0.55/0.37		0.70/0.48
Piping connections	Liquid	OD		mm		6.35	
	Gas	OD		mm		9.5	
	Piping length	OU - IU	Max.	m		15	
	Additional refrigerant charge			kg/m		0.02 (for piping length exceeding 10m)	
	Level difference	IU - OU	Max.	m		12	
Power supply	Phase/Frequency/Voltage			Hz/V		1~/50 /220-240	
Current - 50Hz	Maximum fuse amps (MFA)			A		16	

Nominal cooling capacities are based on: indoor temperature: 27°CDB, 19°CWB, outdoor temperature: 35°CDB, equivalent refrigerant piping: 5m, level difference: 0m. | Nominal heating capacities are based on: indoor temperature: 20°CDB, outdoor temperature: 7°CDB, 6°CWB, equivalent refrigerant piping: 5m, level difference: 0m. | See separate drawing for electrical data | See separate drawing for operation range | Contains fluorinated greenhouse gases

Siesta

BLUEVOLUTION

Wall mounted unit

Siesta wall mounted unit for low energy consumption and pleasant comfort

- Onecta app (optional): control your indoor from any location with an app, via your local network or internet.
- Voice command via Amazon Alexa or Google Assistant to control main functions such as set point, operation mode, fan speed, etc
- Quiet in operation down to 20 dBA
- Choosing for an R-32 product, reduces the environmental impact with 68% compared to R-410A and leads directly to lower energy consumption thanks to its high energy efficiency

More details and final information can be found by scanning or clicking the QR codes.

ATXF-D ATXF-A ARXF-D ARXF-A

Efficiency data			ATXF + ARXF	20D + 20D	25D + 25D	35D + 35D	42D + 42D	50A + 50A	60A + 60A	71A + 71A
Cooling capacity	Min./Nom./Max.		kW	1.3/2.00/2.4	1.3/2.50/2.8	1.3/3.30/3.8	1.4/4.20/4.3	1.70/5.00/6.00	1.70/6.00/7.00	2.30/7.10/7.30
Heating capacity	Min./Nom./Max.		kW	1.30/2.40/3.30	1.30/2.80/3.70	1.30/3.50/4.40	1.40/4.60/5.00	1.70/6.00/7.70	1.70/6.40/8.00	2.30/8.20/9.00
Power input	Cooling	Min./Nom./Max.	kW	0.31/0.601/0.72	0.31/0.772/1.05	0.31/1.01/1.40	0.31/1.28/1.50	-/1.52/-	-/1.85/-	-/2.81/-
	Heating	Min./Nom./Max.	kW	0.25/0.640/0.95	0.25/0.751/1.11	0.25/0.940/1.50	0.25/1.24/1.40	-/1.62/-	-/1.64/-	-/2.63/-
Space cooling	Energy efficiency class			A++						A
	Capacity	Pdesign	kW	2.00	2.50	3.50	4.20	5.00	6.00	7.10
	SEER			6.40			6.45	6.18	6.12	5.12
	Annual energy consumption		kWh/a	109	137	191	228	283	343	486
Space heating (Average climate)	Energy efficiency class			A+						A
	Capacity	Pdesign	kW	2.20	2.40	2.60	3.30	4.60	4.80	6.20
	SCOP/A			4.07	4.01		4.25	4.03		3.81
	Annual energy consumption		kWh/a	757	837	907	1,086	1,598	1,670	2,278

Indoor unit				ATXF/ATXF	20D	25D	35D	42D	50A	60A	71A
Dimensions	Unit	HeightxWidthxDepth		mm	286x770x225				295x990x263		
Weight	Unit			kg	8.00		8.50	9.00	13.5		
Air filter	Type				Removable/washable						
Fan	Air flow rate	Cooling	Silent operation/ Low/Medium/High	m^3/min	4.3/6.0/8/9.8	4.3/6.2/8/10.0	4.4/6.4/8/11.5	4.9/6.9/9/12.6	10.5/11.9/14.4/16.8	10.7/12.2/14.8/17.3	
		Heating	Silent operation/ Low/Medium/High	m^3/min	5.3/6.2/8.3/10.4	5.3/6.4/8.4/10.4	5.3/6.5/8.6/11.9	5.2/6.7/8.8/12.8	10.7/12.2/14.8/17.3	11.3/12.8/15.8/17.9	
Sound power level	Cooling			dBA	53.0	54.0		59.0	59	60	62
	Heating			dBA	55.0		56.0	59.0	61	62	
Sound pressure level	Cooling	Silent operation/Low/High		dBA	20.0/25.0/39.0	20.0/26.0/40.0	20.0/27.0/43.0	22.0/30.0/45.0	31/34/43	33/36/45	34/37/46
	Heating	Silent operation/Low/High		dBA	21.0/28.0/39.0	21.0/28.0/40.0	21.0/29.0/40.0	22.0/28.0/44.0	30/33/42	32/35/44	33/36/45
Control systems	Infrared remote control				ARC470A1						
	Wired remote control				BRC073A1						
Piping connections	Drain				18						

Outdoor unit				ARXF/ARXF	20D	25D	35D	42D	50A	60A	71A
Dimensions	Unit	HeightxWidthxDepth		mm	550x658x275				734x870x373		
Weight	Unit			kg	24.0			28.0	46.0	50.0	
Sound power level	Cooling				-						
Sound pressure level	Cooling	Low/Nom./High		dBA	-/-/46.0		-/-/48.0		-/47/-	-/49/-	-/52/-
	Heating	Low/Nom./High		dBA	-/-/47.0		-/-/48.0		-/49/-		-/52/-
Operation range	Cooling	Ambient	Min.~Max.	°CDB	-10~48				-10~46		
	Heating	Ambient	Min.~Max.	°CWB	-15~18						
Refrigerant	Type				R-32						
	GWP				675.0				675		
	Charge			kg/TCO2Eq	0.450/0.300		0.550/0.370	0.750/0.510	0.90/0.61	1.15/0.78	
Piping connections	Liquid - Gas Type				- - -						
	Piping length	OU - IU	Max.	m	20				30		
	Piping length				-						
	Level difference	IU - OU	Max.	m	12.0				20		
Power supply	Phase/Frequency/Voltage			Hz/V	1~/50 /220-240						
Current - 50Hz	Maximum fuse amps (MFA)			A	16				-		
Sound pressure level	Nom.			dBA	-						
Piping connections	Total piping length				-						

Nominal cooling capacities are based on: indoor temperature: 27°CDB, 19°CWB, outdoor temperature: 35°CDB, equivalent refrigerant piping: 5m, level difference: 0m. Data for high efficiency series, Eurovent certified | Nominal heating capacities are based on: indoor temperature: 20°CDB, outdoor temperature: 7°CDB, 6°CWB, equivalent refrigerant piping: 5m, level difference: 0m. Data for standard efficiency series | See separate drawing for operation range | See separate drawing for electrical data | Contains fluorinated greenhouse gases

Siesta

BLUEVOLUTION

Wall mounted unit

Siesta wall mounted unit, offering good value for money

- Flat, stylish front panel blends easily within any interior décor and is easier to clean
- Onecta app (optional): control your indoor from any location with an app, via your local network or internet and keep an overview on your energy consumption
- Whisper quiet in operation down to 20 dBA
- Seasonal efficiency values up to A++ in cooling
- Choosing for an R-32 product, reduces the environmental impact with 68% compared to R-410A and leads directly to lower energy consumption thanks to its high energy efficiency

More details and final information can be found by scanning or clicking the QR codes.

ATXC-C

ARXC-C

Efficiency data			ATXC + ARXC	20C + 20C	25C + 25C	35C + 35C	50C + 50C	60C + 60C	71C + 71C
Cooling capacity	Min./Max.		kW	1.3/3.0		1.3/4.0	1.4/6.2	1.8/7.0	2.3/7.3
Heating capacity	Min./Max.		kW	1.30/4.00		1.30/4.80	1.36/6.60	1.48/8.00	2.30/9.00
Space cooling	Energy efficiency class					A++			A
	Capacity	Pdesign	kW	2.08	2.57	3.44	5.08	6.21	6.96
	SEER			6.81	6.74	6.78	6.40	6.38	5.25
	Annual energy consumption		kWh/a	107	133	178	278	341	464
Space heating (Average climate)	Energy efficiency class					A+			A
	Capacity	Pdesign	kW	1.87	2.23	2.24	3.90	4.10	6.35
	SCOP/A			4.39	4.41	4.26	4.37	4.19	3.81
	Annual energy consumption		kWh/a	595	707	736	1,250	1,373	2,334

Indoor unit				ATXC	20C	25C	35C	50C	60C	71C
Dimensions	Unit	HeightxWidthxDepth		mm	288x770x234				297x990x273	
Weight	Unit			kg	9.00		9.50		13.0	
Air filter	Type				Removable / washable					
Fan	Air flow rate	Cooling	Silent operation / Low / Medium / High	m^3/min	5.4/6.5/9/10.8			7.4/8.2/10/12.2	10.2/13.6/16/20.4	
Sound power level	Cooling			dBA	54		55	57	60	
Sound pressure level	Cooling	Silent operation/Low/High		dBA	20/26/38		21/26/39	29/33/45	30/38/46	
Control systems	Infrared remote control				ARC486A2					

Outdoor unit				ARXC	20C	25C	35C	50C	60C	71C
Dimensions	Unit	HeightxWidthxDepth		mm	550x658x273			615x845x300		695x930x350
Weight	Unit			kg	24.0		26.0	39.0		45.0
Sound power level	Cooling	Nom.		dBA	58		60	65	66	69
Sound pressure level	Cooling	High		dBA	45		46	51	54	
Operation range	Cooling	Ambient	Min.~Max.	°CDB	10~46			-10~46		
	Heating	Ambient	Min.~Max.	°CWB	-15~18					
Refrigerant	Type				R-32					
	GWP				675.0					
	Charge			kg/TCO2Eq	0.550/0.371		0.750/0.506	1.00/0.675	1.10/0.743	1.15/0.776
Piping connections	Liquid	OD		mm	6.35					
	Gas	OD		mm	9.52			12.7		
	Piping length	OU - IU	Max.	m	20			30		
		System	Chargeless	m	8					
	Additional refrigerant charge			kg/m	0,017 (for piping length exceeding 7.5m)					
	Level difference	IU - OU	Max.	m	15.0			20.0		
Power supply	Phase/Frequency/Voltage			Hz/V	1~/50 /220-240					
Current - 50Hz	Maximum fuse amps (MFA)			A	16					

Siesta

BLUEVOLUTION

Wall mounted unit

Wall mounted unit, offering good value for money

- Flat, stylish front panel blends easily within any interior décor and is easier to clean
- Onecta app (optional): control your indoor from any location with an app, via your local network or internet.
- Seasonal efficiency values up to A++ in cooling
- Choosing for an R-32 product, reduces the environmental impact with 68% compared to R-410A and leads directly to lower energy consumption thanks to its high energy efficiency

More details and final information can be found by scanning or clicking the QR codes.

ATXQ-A ARXQ-A

Efficiency data			ATXQ + ARXQ	25A + 25A	35A + 35A
Cooling capacity	Min./Nom./Max.		kW	1.30/2.50/3.00	1.30/3.50/3.80
Heating capacity	Min./Nom./Max.		kW	1.30/3.00/3.90	1.30/3.90/4.80
Power input	Cooling	Nom.	kW	0.77	1.08
	Heating	Nom.	kW	0.81	1.05
Space cooling	Energy efficiency class			A++	
	Capacity	Pdesign	kW	2.50	3.50
	SEER			6.16	6.15
	Annual energy consumption		kWh/a	142	199
Space heating (Average climate)	Energy efficiency class			A+	
	Capacity	Pdesign	kW	2.30	2.40
	SCOP/A			4.15	4.11
	Annual energy consumption		kWh/a	776	818
Nominal efficiency	EER			3.24	
	COP			3.71	
	Annual energy consumption		kWh	386	540
	Energy labeling Directive	Cooling/Heating		A/A	

Indoor unit				ATXQ	25A	35A
Dimensions	Unit	HeightxWidthxDepth		mm	291x770x232	
Weight	Unit			kg	9.00	
Air filter	Type				Removable / washable	
Fan	Air flow rate	Cooling	Silent operation/ Low/Medium/High	m^3/min	5.0/6.5/8.1/10.2	6.0/7.0/8.5/10.5
		Heating	Silent operation/ Low/Medium/High	m^3/min	6.8/8.1/9.6/11.1	6.9/8.3/10.0/12.0
Sound power level	Cooling			dBA	55	
Sound pressure level	Cooling	Silent operation/Low/High		dBA	23.0/26.0/40.0	24.0/28.0/41.0
	Heating	Silent operation/Low/High		dBA	25.0/29.0/40.0	25.0/30.0/42.0
Control systems	Infrared remote control				ARC470A1	

Outdoor unit				ARXQ	25A	35A
Dimensions	Unit	HeightxWidthxDepth		mm	550x740x337	
Weight	Unit			kg	23.0	25.5
Sound power level	Cooling	Nom.		dBA	61.0	62.0
Sound pressure level	Cooling	High		dBA	47.0	
Operation range	Cooling	Ambient	Min.~Max.	°CDB	10~46	
	Heating	Ambient	Min.~Max.	°CWB	-15~18	
Refrigerant	Type				R-32	
	GWP				675.0	
	Charge			kg/TCO2Eq	0.500/0.340	0.710/0.480
Piping connections	Liquid	OD		mm	6.35	
	Gas	OD		mm	9.50	
	Piping length	OU - IU	Max.	m	20	
	Additional refrigerant charge			kg/m	0.02 (for piping length exceeding 10m)	
	Level difference	IU - OU	Max.	m	12.0	
Power supply	Phase/Frequency/Voltage			Hz/V	1~/50 /220-240	
Current - 50Hz	Maximum fuse amps (MFA)			A	16	

Cooling: indoor temp. 27°CDB, 19.0°CWB; outdoor temp. 35°CDB, 24°CWB; equivalent piping length: 5m | Heating: indoor temp. 20°CDB; outdoor temp. 7°CDB, 6°CWB; equivalent refrigerant piping: 5m | Contains fluorinated greenhouse gases | See separate drawing for operation range | See separate drawings for electrical data

Multi model application

2AMXM40-50M9

- Seasonal efficiency values up to A+++ in cooling and A++ in heating thanks to its up-to-date technology and built-in intelligence
- Up to 3 indoor units can be connected to 1 siesta multi outdoor unit; all indoor units are individually controllable and do not need to be installed in the same room or at the same time. They operate simultaneously within the same heating or cooling mode.
- Choosing for an R-32 product, reduces the environmental impact with 68% compared to R-410A and leads directly to lower energy consumption thanks to its high energy efficiency
- Different types of wall mounted indoor units can be connected
- Outdoor units are fitted with a swing compressor, renowned for its low noise and high energy efficiency

Indoor units		ATXM20R	ATXM25R	ATXM35R	ATXM50R
Outdoor units	2AMXM40M9	•	•	•	•
	2AMXM50M9	•	•	•	•
	3AMXM52N9	•	•	•	•

More details and final information can be found by scanning or clicking the QR codes.

2AMXM-M9 3AMXM-N9

Indoor Unit				2AMXM/3AMXM	2AMXM40M9	2AMXM50M9	3AMXM52N9
Dimensions	Unit	HeightxWidthxDepth		mm	552x852x350		734x974x401
Weight	Unit			kg	36	41	57.0
Sound power level	Cooling	Nom.		dBA	60		-
	Heating	Nom.		dBA	62		-
	Cooling			dBA	-		59.0
	Heating			dBA	-		59.0
Sound pressure level	Cooling	Nom./High		dBA	-/46	-/48	46.0/-
	Heating	Nom./High		dBA	-/48	-/50	47.0/-
Operation range	Cooling	Ambient	Min.~Max.	°CDB	-10~46		
	Heating	Ambient	Min.~Max.	°CWB	-15~18		
Refrigerant	Type				R-32		
	GWP				675		675.0
	Charge			kg/TCO2Eq	0.88/0.60	1.15/0.78	1.80/1.22
Piping connections	Liquid	OD		mm	6.4		6.35
	Gas	OD		mm	9.5		9.50
	Piping length	OU - IU	Max.	m	20 (1)		25 (1)
		System	Chargeless	m	20		30
	Additional refrigerant charge			kg/m	0.02 (for piping length exceeding 20m)		0.02 (for piping length exceeding 30m)
	Level difference	IU - OU	Max.	m	15.0		
Power supply	Phase/Frequency/Voltage			Hz/V	1~/50 /220-230-240		1~/50 /220-240
Current - 50Hz	Maximum fuse amps (MFA)			A	16		20

(1)For one room | See separate drawing for operation range | See separate drawing for electrical data | Contains fluorinated greenhouse gases

INVERTER

Siesta

Multi model application

2AMXF-A

- Seasonal efficiency values up to A+++ in cooling and A++ in heating thanks to its up-to-date technology and built-in intelligence
- Up to 3 indoor units can be connected to 1 siesta multi outdoor unit; all indoor units are individually controllable and do not need to be installed in the same room or at the same time. They operate simultaneously within the same heating or cooling mode.
- Up to 2 indoor units can be connected to 1 siesta multi outdoor unit; all indoor units are individually controllable and do not need to be installed in the same room or at the same time. They operate simultaneously within the same heating or cooling mode.
- Choosing for an R-32 product, reduces the environmental impact with 68% compared to R-410A and leads directly to lower energy consumption thanks to its high energy efficiency
- Different types of wall mounted indoor units can be connected
- Outdoor units are fitted with a swing compressor, renowned for its low noise and high energy efficiency

Indoor units		ATXF25A	ATXF35A
Outdoor units	2AMXF40A	•	•
	2AMXF50A	•	•
	3AMXF52A9	•	•

More details and final information can be found by scanning or clicking the QR codes.

2AMXF-A 3AMXF-A9

Indoor Unit				2AMXF/3AMXF	2AMXF40A	2AMXF50A	3AMXF52A9
Dimensions	Unit	HeightxWidthxDepth		mm	285x614 x900		-x-x-
Weight	Unit			kg	36	41	-
Sound power level	Cooling			dBA	-		
Sound pressure level	Cooling	Nom.		dBA	-		46.0
	Heating	Nom.		dBA	-		47.0
Operation range	Cooling	Ambient	Min.~Max.	°CDB	--20 (1)		-10 ~46
	Heating	Ambient	Min.~Max.	°CWB	-~-		
Refrigerant	Type				0.88	1.15	-
	GWP				-		
	Charge			kg/TCO2Eq	0.60 /Expansion valve	0.78 /Expansion valve	1.80 /1.22
Piping connections	Liquid	OD		mm	2	1	-
	Gas	OD		mm	1		-
	Piping length	OU - IU	Max.	m	-		25 (1)
		System	Chargeless	m	-		30
	Additional refrigerant charge			kg/m	-		0.02 (for piping length exceeding 30m)
	Level difference	IU - OU	Max.	m	30.0		15.0
Power supply	Phase/Frequency/Voltage			Hz/V	1~/50 /220-230-240		-/-/-
Current - 50Hz	Maximum fuse amps (MFA)			A	-		

(1)For one room | See separate drawing for operation range | See separate drawing for electrical data | Contains fluorinated greenhouse gases

Designed for living: solutions for even the coldest regions

Designed for colder climates, Optimised Heating 4 creates a comfortable interior environment while maintaining excellent energy efficiency ratings.

Reliability

To guarantee the seamless operation of your heating system, even in temperatures as low as -25°C, the Optimised Heating 4 range offers enhanced features.

Easy Installation: long piping

The Daikin Optimised 4 offers a quick and easy installation process, which includes extended piping: This longer piping is specifically adapted to accommodate the thicker walls of Scandinavian buildings, and help contractors cut down on installation time.

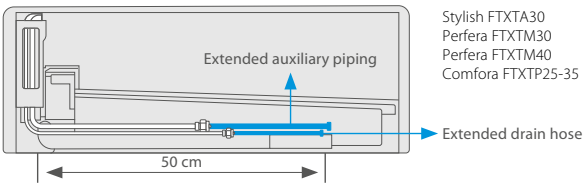

Stylish FTXTA30	+180mm
Perfera FTXTM30	+180mm
Perfera FTXTM40	+160mm
Comfora FTXTP25-35	+180mm

The fireplace scenario

Stylish FTXTA and Perfera FTXTM are flexible and easy to adapt for any room, including spaces that contain additional heat sources, such as a fireplace.

- If the temperature in the room reaches the desired point set by user, the operation FIREPLACE LOGIC (if activated) will start automatically.
- The unit will distribute hot air from the external source across the room using the unit's fan.
- The fan speed and the intensity of distribution depends on difference between temperature set by user and actual temperature in the room (in case of big difference between these temperatures the air distribution will be more intensive)

Measured temperature in the room ≥ set temperature = Thermo off Fan auto adjust according to ΔT

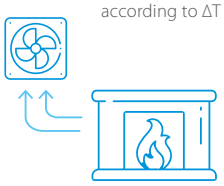

The Coanda effect

The **Coanda effect** optimises the airflow for a comfortable climate. By using specially designed flaps, a more focused airflow allows a better temperature distribution throughout the whole room.

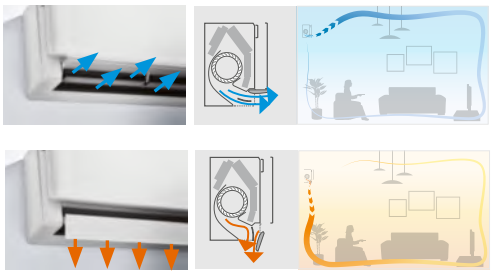

(available in heating and cooling for Stylish FTXTA-BW/BB)

Quiet operation

Stylish uses a **specially designed fan** to optimise airflow for higher energy efficiency at low sound levels. Sound dispersion and noise reduction are the results of a special fan design.

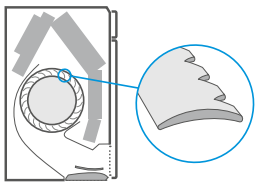

Intelligent thermal sensor

Stylish uses an Intelligent thermal sensor to detect the surface temperature of a room to create a more comfortable climate. After determining the current room temperature, the grid eye sensor distributes air evenly throughout the room before switching to an airflow pattern that directs warm or cool air to areas that need it.



Dual Airflow

Our floor standing FVXM is ideal for heating comfort thanks to its dual airflow. Wide air flow coverage in both upward and downward directions allowing even air distribution.

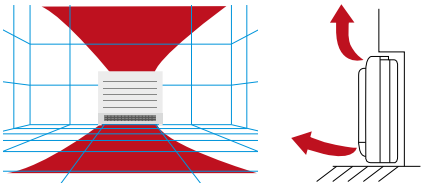

During heating operating, your feet stay warm and the temperature through the room is evenly distributed. Maximum comfort will be ensured.

Bluevolution Range

BLUEVOLUTION

Type	Model	Product Name	25	30	35	40
Wall mounted	Stylish: Where innovation meets creativity, even at ambient temperatures down to -25°C	FTXTA-BW/BB		A+++* (pair only)		
Wall mounted	Perfera: Discreet, modern design for optimal efficiency and comfort thanks to 2- area motion detector sensor	FTXTM-R		A+++* (pair only)		A+++* (pair only)
Wall mounted	Comfora: Wall mounted unit, providing high efficiency and comfort while reducing the environmental impact	FTXTP-M	A++* (pair only)		A++* (pair only)	
Floor Standing Unit	Design floor standing unit for optimal heating comfort thanks to unique heating features	FVXM-A	A++* (pair only)		A++* (pair only)	
Wall mounted	Wall mounted unit Siesta: providing high efficiency and comfort while reducing the environmental impact	ATXTP-M	A++* (pair only)		A++* (pair only)	

* Space heating - average climate

stylish

BLUEVOLUTION

Wall mounted unit

Where innovation meets creativity, even at ambient temperatures down to -25°C

- Guaranteed heating capacity at low ambient temperature, down to -25°C
- When installed close to a heating device (e.g. fire place or oven) and the set temperature is reached, the fan keeps on running to have an even temperature throughout the whole house
- A compact and functional design suitable for all interiors in a matt black and crystal white finish
- The Coanda effect optimises the airflow for a comfortable climate. By using specially designed flaps, a more focused airflow allows a better temperature distribution throughout the whole room
- The intelligent thermal sensor determines the current room temperature and distributes air evenly throughout the room before switching to an airflow pattern that directs warm or cool air to areas that need it
- Onecta app: control your indoor from any location with an app, via your local network or internet.
- Voice command via Amazon Alexa or Google Assistant to control main functions such as set point, operation mode, fan speed, etc
- Choosing for an R-32 product, reduces the environmental impact with 68% compared to R-410A and leads directly to lower energy consumption thanks to its high energy efficiency
- Seasonal efficiency values up to A+++ in cooling and heating
- Using electrons to trigger chemical reactions with air borne particles, the Flash Streamer breaks down allergens such as pollen and fungal allergens and removes bothersome odours providing a better, cleaner air
- Practically inaudible: the unit runs so quietly, you will almost forget it is there.
- Heat boost quickly heats up your home when starting up your air conditioner. Set temperature is reached 14% faster than a regular air conditioner (pair only)

More details and final information can be found by scanning or clicking the QR codes.

FTXTA-BW FTXTA-BB RXTA-B

Efficiency data				FTXTA + RXTA	30BB/BW + 30B
Cooling capacity	Min./Nom./Max.			kW	0.70/3.00/4.50
Heating capacity	Min./Nom./Max.			kW	0.80/3.20/6.90
Power input	Cooling		Nom.	kW	0.71
	Heating		Nom.	kW	0.66
Space cooling	Energy efficiency class				A++
	Capacity		Pdesign	kW	3.00
	SEER				7.63
	Annual energy consumption			kWh/a	138
Space heating (Average climate)	Energy efficiency class				A+++
	Capacity		Pdesign	kW	2.60
	SCOP/A				5.10
	Annual energy consumption			kWh/a	714
Space heating (Cold climate)	Energy efficiency class				A+
	Capacity		Pdesignh	kW	3.80
	Annual energy consumption			kWh/a	1,946
	SCOP/C				4.10
Nominal efficiency	EER				4.20
	COP				4.87
	Annual energy consumption			kWh	357
	Energy labeling Directive		Cooling/Heating		A/A
Indoor unit				**FTXTA**	**30BB/BW**
Dimensions	Unit	HeightxWidthxDepth		mm	295x798x189
Weight	Unit			kg	11.5
Air filter	Type				Removable/washable
Fan	Air flow rate	Cooling	Silent operation/ Low/Medium/High	m^3/min	4.6/5.7/8.3/11.9
		Heating	Silent operation/ Low/Medium/High	m^3/min	5.1/6.0/8.0/11.5
Sound power level	Cooling			dBA	60
	Heating			dBA	60
Sound pressure level	Cooling	Silent operation/Low/High		dBA	20/25/43
	Heating	Silent operation/Low/High		dBA	19/24/41
Control systems	Infrared remote control				ARC466A59
Outdoor unit				**RXTA**	**30B**
Dimensions	Unit	HeightxWidthxDepth		mm	551x763x312
Weight	Unit			kg	38
Sound power level	Cooling	Nom.		dBA	61.0
	Heating	Nom.		dBA	61.0
Sound pressure level	Cooling	Nom.		dBA	48
	Heating	Nom.		dBA	49
Operation range	Cooling	Ambient	Min.~Max.	°CDB	-10~46
	Heating	Ambient	Min.~Max.	°CWB	-25~18
Refrigerant	Type/GWP				R-32/675
	Charge			kg/TCO2Eq	1.1/0.75
Piping connections	Liquid/Gas OD			mm	6.35/9.50
	Piping length	OU - IU	Max.	m	20
	Additional refrigerant charge			kg/m	0.02 (for piping length exceeding 10m)
	Level difference	IU - OU	Max.	m	15
Power supply	Phase/Frequency/Voltage			Hz/V	1~/50 /220-240
Current - 50Hz	Maximum fuse amps (MFA)			A	16

Nominal cooling capacities are based on: indoor temperature: 27°CDB, 19°CWB, outdoor temperature: 35°CDB, equivalent refrigerant piping: 5m, level difference: 0m. | Nominal heating capacities are based on: indoor temperature: 20°CDB, outdoor temperature: 7°CDB, 6°CWB, equivalent refrigerant piping: 5m, level difference: 0m. | See separate drawing for electrical data | See separate drawing for operation range | Cooling: indoor temp. 27°CDB, 19.0°CWB; outdoor temp. 35°CDB, 24°CWB; equivalent piping length: 5m | Heating: indoor temp. 20°CDB; outdoor temp. 7°CDB, 6°CWB; equivalent refrigerant piping: 5m | Contains fluorinated greenhouse gases

perfera

BLUEVOLUTION

Wall mounted unit

Attractive, wall mounted design with perfect indoor air quality down to -25°C

- Guaranteed heating capacity at low ambient temperature, down to -25°C
- Seasonal efficiency values up to A+++ in cooling and heating
- When installed close to a heating device (e.g. fire place or oven) and the set temperature is reached, the fan keeps on running to have an even temperature throughout the whole house
- Heat boost quickly heats up your home when starting up your air conditioner. Set temperature is reached 14% faster than a regular air conditioner (pair only)
- Using electrons to trigger chemical reactions with air borne particles, the Flash Streamer breaks down allergens such as pollen and fungal allergens and removes bothersome odours providing a better, cleaner air
- Silver allergen removal and air purifying filter captures allergens such as pollen to ensure a steady supply of clean air
- Voice command via Amazon Alexa or Google Assistant to control main functions such as set point, operation mode, fan speed, etc
- Onecta app: control your indoor from any location with an app, via your local network or internet.
- 2 area motion detection sensor: air flow is sent to a zone other than where the person is located at that moment; if no people are detected, the unit will automatically switch over to the energy-efficient setting.
- 3-D air flow combines vertical and horizontal auto swing to circulate a stream of warm or cool air right to the corners of even large spaces

- Quiet operation: down to 19dBA sound pressure level
- Sleek, unobtrusive air conditioning unit that matches European sensibilities regarding interior design
- Choosing for an R-32 product, reduces the environmental impact with 68% compared to R-410A and leads directly to lower energy consumption thanks to its high energy efficiency

More details and final information can be found by scanning or clicking the QR codes.

FTXTM-R RXTM-R

Efficiency data				FTXTM + RXTM	30R + 30R	40R + 40R
Cooling capacity	Min./Nom./Max.			kW	0.70/3.00/4.50	0.90/4.00/5.10
Heating capacity	Min./Nom./Max.			kW	0.80/3.20/6.70	1.20/4.00/7.20
Power input	Cooling		Nom.	kW	0.73	1.08
	Heating		Nom.	kW	0.60	0.74
Space cooling	Energy efficiency class				A++	
	Capacity		Pdesign	kW	3.00	4.00
	SEER				7.60	7.70
	Annual energy consumption			kWh/a	138	182
Space heating (Average climate)	Energy efficiency class				A+++	
	Capacity		Pdesign	kW	3.00	3.80
	SCOP/A				5.12	5.30
	Annual energy consumption			kWh/a	821	1,003
Space heating (Cold climate)	Energy efficiency class				A+	
	Capacity		Pdesignh	kW	4.38	5.55
	Annual energy consumption			kWh/a	2,276	2,803
	SCOP/C				4.04	4.16
Nominal efficiency	EER				4.10	3.71
	COP				5.34	5.37
	Annual energy consumption			kWh	366	539
	Energy labeling Directive		Cooling/Heating		A/A	

Indoor unit				FTXTM	30R	40R
Dimensions	Unit	HeightxWidthxDepth		mm	295x778x272	299x998x292
Weight	Unit			kg	10.0	14.5
Air filter	Type				Removable/washable	
Fan	Air flow rate	Cooling	Silent operation/ Low/Medium/High	m^3/min	4.1/5.3/7.8/12.2	4.6/5.8/9.5/15.4
		Heating	Silent operation/ Low/Medium/High	m^3/min	4.0/4.9/7.5/12.5	5.9/7.1/10.5/17.5
Sound power level	Cooling			dBA	60.0	
	Heating			dBA	61.0	
Sound pressure level	Cooling	Silent operation/Low/High		dBA	21.0/25.0/45.0	20.0/24.0/46.0
	Heating	Silent operation/Low/High		dBA	19.0/22.0/45.0	19.0/22.0/46.0
Control systems	Infrared remote control				ARC466A75	

Outdoor unit				RXTM	30R	40R
Dimensions	Unit	HeightxWidthxDepth		mm	551x763x312	
Weight	Unit			kg	38	
Sound power level	Cooling	Nom.		dBA	61.0	
	Heating	Nom.		dBA	61.0	
Sound pressure level	Cooling	Nom.		dBA	48	
	Heating	Nom.		dBA	49	
Operation range	Cooling	Ambient	Min.~Max.	°CDB	-10~46	
	Heating	Ambient	Min.~Max.	°CWB	-25~18	
Refrigerant	Type/GWP				R-32/675	
	Charge			kg/TCO2Eq	1.1/0.74	
Piping connections	Liquid/Gas OD			mm	6.35/9.50	
	Piping length	OU - IU	Max.	m	20	
	Additional refrigerant charge			kg/m	0.02 (for piping length exceeding 10m)	
	Level difference	IU - OU	Max.	m	15	
Power supply	Phase/Frequency/Voltage			Hz/V	1~/50 /220-240	
Current - 50Hz	Maximum fuse amps (MFA)			A	16	

Nominal heating capacities are based on: indoor temperature: 20°CDB, outdoor temperature: 7°CDB, 6°CWB, equivalent refrigerant piping: 5m, level difference: 0m. | Nominal cooling capacities are based on: indoor temperature: 27°CDB, 19°CWB, outdoor temperature: 35°CDB, equivalent refrigerant piping: 5m, level difference: 0m. | See separate drawing for operation range | See separate drawing for electrical data | Cooling: indoor temp. 27°CDB, 19.0°CWB; outdoor temp. 35°CDB, 24°CWB; equivalent piping length: 5m | Heating: indoor temp. 20°CDB; outdoor temp. 7°CDB, 6°CWB; equivalent refrigerant piping: 5m | See separate drawings for electrical data | Contains fluorinated greenhouse gases

comfora

BLUEVOLUTION

Wall mounted unit

Wall mounted unit providing high efficiency and comfort down to -25°C

- Guaranteed heating capacity at low ambient temperature, down to -25°C
- The unit's compact dimensions makes it ideal for renovation projects, especially for above door installation
- Seasonal efficiency values: full range A++ in cooling and heating
- Onecta app: control your indoor from any location with an app, via your local network or internet.
- Voice command via Amazon Alexa or Google Assistant to control main functions such as set point, operation mode, fan speed, etc
- Space saving contemporary wall mounted design
- Choosing for an R-32 product, reduces the environmental impact with 68% compared to R-410A and leads directly to lower energy consumption thanks to its high energy efficiency
- 3-D air flow combines vertical and horizontal auto swing to circulate a stream of warm or cool air right to the corners of even large spaces

More details and final information can be found by scanning or clicking the QR codes.

FTXTP-M RXTP-R

Efficiency data			FTXTP + RXTP	25M + 25R	35M + 35R
Cooling capacity	Min./Nom./Max.		kW	0.80/2.50/4.00	0.80/3.50/4.40
Heating capacity	Min./Nom./Max.		kW	1.20/3.20/6.20	1.20/4.00/6.70
Power input	Cooling	Nom.	kW	0.57	0.92
	Heating	Nom.	kW	0.65	0.90
Space cooling	Energy efficiency class			A++	
	Capacity	Pdesign	kW	2.50	3.50
	SEER			7.10	7.20
	Annual energy consumption		kWh/a	123	170
Space heating (Average climate)	Energy efficiency class			A++	
	Capacity	Pdesign	kW	2.50	3.00
	SCOP/A			4.93	4.81
	Annual energy consumption		kWh/a	710	873
Space heating (Cold climate)	Energy efficiency class			A	
	Capacity	Pdesignh	kW	3.65	4.38
	Annual energy consumption		kWh/a	1,941	2,394
	SCOP/C			3.95	3.84
Nominal efficiency	EER			4.40	3.80
	COP			4.95	4.44
	Annual energy consumption		kWh	284	461
	Energy labeling Directive	Cooling/Heating		A/A	

Indoor unit				FTXTP	25M	35M
Dimensions	Unit	HeightxWidthxDepth		mm	286x770x225	
Weight	Unit			kg	9.00	
Air filter	Type				Removable/washable	
Fan	Air flow rate	Cooling	Silent operation/ Low/Medium/High	m^3/min	3.9/5.5/8.3/11.5	
		Heating	Silent operation/ Low/Medium/High	m^3/min	4.5/5.6/8.7/11.5	
Sound power level	Cooling			dBA	58	
	Heating			dBA	58	
Sound pressure level	Cooling	Silent operation/Low/High		dBA	21/26/43	
	Heating	Silent operation/Low/High		dBA	21/26/43	
Control systems	Infrared remote control				ARC480A53	

Outdoor unit				RXTP	25R	35R
Dimensions	Unit	HeightxWidthxDepth		mm	551x763x312	
Weight	Unit			kg	38	
Sound power level	Cooling	Nom.		dBA	61.0	
	Heating	Nom.		dBA	61.0	
Sound pressure level	Cooling	Nom.		dBA	48	
	Heating	Nom.		dBA	49	
Operation range	Cooling	Ambient	Min.~Max.	°CDB	-10~46	
	Heating	Ambient	Min.~Max.	°CWB	-25~18	
Refrigerant	Type				R-32	
	GWP				675	
	Charge			kg/TCO2Eq	1.1/0.75	
Piping connections	Liquid	OD		mm	6.35	
	Gas	OD		mm	9.50	
	Piping length	OU - IU	Max.	m	20	
	Additional refrigerant charge			kg/m	0.02 (for piping length exceeding 10m)	
	Level difference	IU - OU	Max.	m	15	
Power supply	Phase/Frequency/Voltage			Hz/V	1~/50 /220-240	
Current - 50Hz	Maximum fuse amps (MFA)			A	16	

Nominal heating capacities are based on: indoor temperature: 20°CDB, outdoor temperature: 7°CDB, 6°CWB, equivalent refrigerant piping: 5m, level difference: 0m. | Nominal cooling capacities are based on: indoor temperature: 27°CDB, 19°CWB, outdoor temperature: 35°CDB, equivalent refrigerant piping: 5m, level difference: 0m. | See separate drawing for operation range | See separate drawing for electrical data | Cooling: indoor temp. 27°CDB, 19.0°CWB; outdoor temp. 35°CDB, 24°CWB; equivalent piping length: 5m | Heating: indoor temp. 20°CDB; outdoor temp. 7°CDB, 6°CWB; equivalent refrigerant piping: 5m (horizontal) | Contains fluorinated greenhouse gases

perfera

BLUEVOLUTION

Floor standing unit

Design floor standing unit for optimal heating comfort thanks to unique heating features

- Seasonal efficiency values up to A++ in heating, resulting in low running costs compared to gas boilers and electric heating
- Excellent contemporary design
- Heat boost quickly heats up your home when starting up your air conditioner. Set temperature is reached 14% faster than a regular air conditioner (pair only)
- The floor warming function optimises convection by distributing hot air from the bottom of the unit
- The heat plus function provides 30 minutes cosy heating by simulating radiant heat
- Dual air discharge flow for better air distribution
- Using electrons to trigger chemical reactions with air borne particles, the Flash Streamer breaks down allergens such as pollen and fungal allergens and removes bothersome odours providing a better, cleaner air
- Onecta app: control your indoor from any location with an app, via your local network or internet.
- Quiet operation: down to 19dBA sound pressure level
- Combinable with 2 and 3 port multi outdoor units (except 2-3MXM68)



More details and final information can be found by scanning or clicking the QR codes. FVXM-A RXTP-R

Efficiency data				FVXM + RXTP	25A + 25R	35A + 35R
Cooling capacity	Min./Nom./Max.			kW	1.40/2.50/4.20	1.40/3.50/4.30
Heating capacity	Min./Nom./Max.			kW	1.20/3.20/5.70	1.20/4.00/6.20
Power input	Cooling		Nom.	kW	0.66	1.02
	Heating		Nom.	kW	0.83	1.13
Space cooling	Energy efficiency class				A++	
	Capacity		Pdesign	kW	2.50	3.50
	SEER				6.50	6.10
	Annual energy consumption			kWh/a	135	201
Space heating (Average climate)	Energy efficiency class				A++	
	Capacity		Pdesign	kW	2.50	3.00
	SCOP/A				4.70	4.60
	Annual energy consumption			kWh/a	744	913
Space heating (Cold climate)	Energy efficiency class				A	
	Capacity		Pdesignh	kW	3.65	4.38
	Annual energy consumption			kWh/a	2,032	2,573
	SCOP/C				3.77	3.58
Nominal efficiency	EER				3.81	3.43
	COP				3.86	3.54
	Annual energy consumption			kWh	328	510
	Energy labeling Directive		Cooling/Heating		A/A	A/B

Indoor unit				FVXM	25A	35A
Dimensions	Unit	HeightxWidthxDepth		mm	600x750x238	
Weight	Unit			kg	17	
Air filter	Type				Removable/washable	
Fan	Air flow rate	Cooling	Silent operation/ Low/Medium/High	m^3/min	4.1/4.9/7/8.7	4.1/4.9/7/9.2
		Heating	Silent operation/ Low/Medium/High	m^3/min	4.1/5.6/7.2/9.2	4.1/5.6/7.2/9.8
Sound power level	Cooling			dBA	52.0	53.0
	Heating			dBA	52.0	53.0
Sound pressure level	Cooling	Silent operation/Low/High		dBA	20.0/25.0/38.0	20.0/25.0/39.0
	Heating	Silent operation/Low/High		dBA	19.0/25.0/38.0	19.0/25.0/39.0
Control systems	Infrared remote control				ARC466A66	

Outdoor unit				RXTP	25R	35R
Dimensions	Unit	HeightxWidthxDepth		mm	551x763x312	
Weight	Unit			kg	38	
Sound power level	Cooling	Nom.		dBA	61.0	
	Heating	Nom.		dBA	61.0	
Sound pressure level	Cooling	Nom.		dBA	48	
	Heating	Nom.		dBA	49	
Operation range	Cooling	Ambient	Min.~Max.	°CDB	-10~46	
	Heating	Ambient	Min.~Max.	°CWB	-25~18	
Refrigerant	Type				R-32	
	GWP				675	
	Charge			kg/TCO2Eq	1.1/0.75	
Piping connections	Liquid	OD		mm	6.35	
	Gas	OD		mm	9.50	
	Piping length	OU - IU	Max.	m	20	
	Additional refrigerant charge			kg/m	0.02 (for piping length exceeding 10m)	
	Level difference	IU - OU	Max.	m	15	
Power supply	Phase/Frequency/Voltage			Hz/V	1~/50 /220-240	
Current - 50Hz	Maximum fuse amps (MFA)			A	16	

Nominal cooling capacities are based on: indoor temperature: 27°CDB, 19°CWB, outdoor temperature: 35°CDB, equivalent refrigerant piping: 5m, level difference: 0m. | Nominal heating capacities are based on: indoor temperature: 20°CDB, outdoor temperature: 7°CDB, 6°CWB, equivalent refrigerant piping: 5m, level difference: 0m. | See separate drawing for electrical data | See separate drawing for operation range | Cooling: indoor temp. 27°CDB, 19°CWB; outdoor temp. 35°CDB, 24°CWB; equivalent piping length: 5m | Heating: indoor temp. 20°CDB; outdoor temp. 7°CDB, 6°CWB; equivalent refrigerant piping: 5m | Contains fluorinated greenhouse gases

Siesta

BLUEVOLUTION

Wall mounted unit

Siesta wall mounted unit providing high efficiency and comfort down to -25°C

- Guaranteed heating capacity at low ambient temperature, down to -25°C
- The unit's compact dimensions makes it ideal for renovation projects, especially for above door installation
- Seasonal efficiency values: full range A++ in cooling and heating
- Onecta app: control your indoor from any location with an app, via your local network or internet.
- Voice command via Amazon Alexa or Google Assistant to control main functions such as set point, operation mode, fan speed, etc
- Space saving contemporary wall mounted design
- Choosing for an R-32 product, reduces the environmental impact with 68% compared to R-410A and leads directly to lower energy consumption thanks to its high energy efficiency
- 3-D air flow combines vertical and horizontal auto swing to circulate a stream of warm or cool air right to the corners of even large spaces

More details and final information can be found by scanning or clicking the QR codes. ATXTP-M ARXTP-R

Efficiency data				ATXTP + ARXTP	25M + 25R	35M + 35R
Cooling capacity	Min./Nom./Max.			kW	0.80/2.50/4.40	0.80/3.50/4.40
Heating capacity	Min./Nom./Max.			kW	1.20/3.20/6.00	1.20/4.00/6.50
Power input	Cooling	Nom.		kW	0.57	0.93
	Heating	Nom.		kW	0.65	0.91
Space cooling	Energy efficiency class				A++	
	Capacity	Pdesign		kW	2.50	3.50
	SEER				6.98	7.05
	Annual energy consumption			kWh/a	125	174
Space heating (Average climate)	Energy efficiency class				A++	
	Capacity	Pdesign		kW	2.50	3.00
	SCOP/A				4.88	4.76
	Annual energy consumption			kWh/a	717	882
Space heating (Cold climate)	Energy efficiency class				A	
	Capacity	Pdesignh		kW	3.65	4.38
	Annual energy consumption			kWh/a	1,960	2,414
	SCOP/C				3.91	3.81
Nominal efficiency	EER				4.38	3.75
	COP				4.90	4.39
	Annual energy consumption			kWh	285	467
	Energy labeling Directive	Cooling/Heating			A/A	

Indoor unit				ATXTP	25M	35M
Dimensions	Unit	HeightxWidthxDepth		mm	286x770x225	
Weight	Unit			kg	9.00	
Air filter	Type				Removable / washable	
Fan	Air flow rate	Cooling	Silent operation/ Low/Medium/High	m^3/min	3.9/5.5/8.3/11.5	
		Heating	Silent operation/ Low/Medium/High	m^3/min	4.5/5.6/8.7/11.5	
Sound power level	Cooling			dBA	58	
	Heating			dBA	58	
Sound pressure level	Cooling	Silent operation/Low/High		dBA	21/26/43	
	Heating	Silent operation/Low/High		dBA	21/26/43	
Control systems	Infrared remote control				ARC480A53	

Outdoor unit				ARXTP	25R	35R
Dimensions	Unit	HeightxWidthxDepth		mm	551x763x312	
Weight	Unit			kg	38	
Sound power level	Cooling	Nom.		dBA	61.0	
	Heating	Nom.		dBA	61.0	
Sound pressure level	Cooling	Nom.		dBA	48	
	Heating	Nom.		dBA	49	
Operation range	Cooling	Ambient	Min.~Max.	°CDB	-10~46	
	Heating	Ambient	Min.~Max.	°CWB	-25~18	
Refrigerant	Type				R-32	
	GWP				675	
	Charge			kg/TCO2Eq	1.1/0.75	
Piping connections	Liquid	OD		mm	6.35	
	Gas	OD		mm	9.50	
	Piping length	OU - IU	Max.	m	20	
	Additional refrigerant charge			kg/m	0.02 (for piping length exceeding 10m)	
	Level difference	IU - OU	Max.	m	15	
Power supply	Phase/Frequency/Voltage			Hz/V	1~/50 /220-240	
Current - 50Hz	Maximum fuse amps (MFA)			A	16	

Nominal heating capacities are based on: indoor temperature: 20°CDB, outdoor temperature: 7°CDB, 6°CWB, equivalent refrigerant piping: 5m, level difference: 0m. | Nominal cooling capacities are based on: indoor temperature: 27°CDB, 19°CWB, outdoor temperature: 35°CDB, equivalent refrigerant piping: 5m, level difference: 0m. | See separate drawing for operation range | See separate drawing for electrical data | Cooling: indoor temp. 27°CDB, 19.0°CWB; outdoor temp. 35°CDB, 24°CWB; equivalent piping length: 5m | Heating: indoor temp. 20°CDB; outdoor temp. 7°CDB, 6°CWB; equivalent refrigerant piping: 5m (horizontal) | Contains fluorinated greenhouse gases

Options - Split
BLUEVOLUTION

	INDOOR UNITS	R-32							
		FTXZ-N	C/FTXA-AW/ BS/BT/BB	FTXJ-AW/S/B	C/FTXM-R	FTXP-M(9)	FTXF-D	FTXC-C	FTXQ-A
Online control system	BRP069B* Onecta app WIFI adapter for smart phone	BRP069B42	Standardly included	Standardly included	Standardly included	BRP069B45	BRP069B45	BRP069B45	BRP069B45
Individual control systems	BRC1E53A/B/C (3)(4)(5) / BRC1H51(9)W/S/K / BRC1H81W/S Premium wired remote control with full-text interface and back-light								
	BRC073A1 (9) Wired remote control (cord for wired remote control required)		●	●	●	●	●		
	BRC2E52C Simplified remote control (with operation mode selector button)								
	BRC3E52C Remote control for hotel use								
	BRC4C65 Infrared remote control								
	BRCW901A03 Extension cord for wired remote control (3m)		●	●	●	●			
	BRCW901A08 Extension cord for wired remote control (8m)		●	●	●	●			
Centralised control systems	DCC601A51 Centralised controller with cloud connection by using the adapter KRP928*	●	●	●	●	●	●		
	DCS302CA51** Central remote control	●	●	●	●	●	●		
	DCS301BA51** Unified ON/OFF control	●	●	●	●	●	●		
	DCS303A51 Residential central remote control								
	DST301BA51** Schedule timer	●	●	●	●	●	●		
	DCM601A51** Intelligent Touch Manager	●	●	●	●	●	●		●
Building Management System & Standard protocol interface	EKMBDXA** Modbus interface	●	●	●	●	●	●		
	RTD-RA (9)** Modbus gateway	●	●	●	●	●	●		
	KLIC-DD (9)** KNX Interface	●	●	●	●	●	●		
Adapters	BRP7A54 (7)(8) Adapter PCB for interlock (key card, …)								
	KRP1B56 Adapter for wiring								
	KRP413AB1S** Adapter for wiring normal open contact/normal open pulse contact (time clock and other devices to be purchased locally)	●	●	●	●				
	KRP4A54 Adapter for external ON/OFF and monitoring for electrical appendices								
	KRP2A53 Wiring adapter for electrical appendices								
	Installation box for adapter PCBs (when there is no space in the switchbox)								
	KRP980A1 Interface adapter for wired remote control								
	KRP928BB2S** Interface adapter for DIII-net	●	●	●	●	●	●		●
	DTA114A61 Multi tenant								
	KRCS01-4 External wired temperature sensor		●						
	KJB212AA/KJB311A Electrical box with earth terminal (2 blocks / 3 blocks)								
Filters	KAF970A46 Titanium apatite deodorising filter without frame		●	●		●		●	
	KAF057A41 Silver particle filter (Ag-ion filter) with frame		●	●					
	KAF046A41 Honeycomb deodorising and air purifying filter with frame	●							
	KAF968A42 Honeycomb deodorising and air purifying filter with frame	●							
	KEK26-1A Noise filter (for electromagnetic use only)								
	BAE20A62/102 Auto-cleaning filter (small/large)								
Others	Anti-theft protection for remote control	KKF936A4	KKF910AA4	KKF910AA4			KKF936A4		
	Wire harness to connect to S21 connector		EKRS21	EKRS21	EKRS21				
	KDT25N32/50/63 Insulation kit for high humidity								

(1) Can be used only in combination with KRP980A1
(2) WLAN installation kit include interface adapter PCB
(3) BRC1E53A: included languages: English, German, French, Italian, Spanish, Dutch, Greek, Russian, Turkish, Portuguese, Polish
(4) BRC1E53B: included languages: English, German, Czech, Hungarian, Romanian, Slovenian, Bulgarian, Slovak, Serbian, Albanian
(5) BRC1E53C: included languages
(6) Installation box for adapter PCB is necessary. Hour meter is field supply and should not be installed inside the equipment.
(7) Installation box for adapter PCB is necessary. They require mounting plate KRP4A96, maximally 2 optional PCBs can be mounted.
(8) Only in combination with simplified remote control BRC2E52C or BRC3E52C.
(9) Wiring adapter supplied by Daikin. Time clock and other devices: to be purchased locally.
(10) Standard there is no remote control delivered with this indoor unit. Wired or infrared control to be ordered separately.
(11) Standard delivered with the unit.
** This indoor unit requires one conversion wire harness (EKRS21) to connect current option which use S21 connector. Wireless Lan as standard of unit is not able to operate with option. When user needs to use option, please turn off function of Wireless Lan.

R-32 and R-410A	R-32		Siesta R-32					Optimised heating R-32				
FDXM-F9	**C/FVXM-A**	**FVXM-F**	**ATXM-R**	**ATXP-M**	**ATXF-D/A**	**ATXC-C**	**ATXQ-A**	**FTXTA-AW**	**FTXTM-R**	**FTXTP-M**	**ATXTP-M**	**FVXM-A**
BRP069A81	Standardly included	BRP069B42	Standardly included	BRP069B45	BRP069B45	BRP069B45	BRP069B45	Standardly included	Standardly included	Standardly included	BRP069B41	Standardly included
●												
	●	●	●	●	●			●	●	●	●	●
●												
●												
●(10)												
	●	●	●	●				●	●	●	●	●
	●	●	●	●				●	●	●	●	●
●	●	●	●	●	●		●	●	●	●	●	●
●	●	●	●	●	●			●	●	●	●	●
●	●	●	●	●	●			●	●	●	●	●
●												
●	●	●	●	●	●			●	●	●	●	●
●	●	●	●	●	●			●	●	●	●	●
●	●	●	●	●	●			●	●	●	●	●
●	●	●	●	●	●			●	●	●	●	●
●	●	●	●	●	●			●	●	●	●	●
●												
●												
	●	●	●		●			●	●			●
●												
●												
KRP1BA101												
	●	●	●	●	●		●	●	●	●	●	●
●												
●								●				
●												
	●			●		●		●		●	●	●
								●				
●												
●												
		KKF910AA4			KKF936A4			KKF910AA4		KKF936A4	KKF936A4	KKF910AA4
	EKRS21		EKRS21					EKRS21				EKRS21
●												

2MXM40A2V1B

Combination tables

Indoor unit	Cooling capacity [kW]		Total cooling capacity [kW]			Power input cooling [kW]			Total current cooling [A]			Heating capacity [kW]		Total heating capacity [kW]		
	Room A	Room B	Min.	Nom.	Max.	Min.	Nom.	Max.	Min.	Nom.	Max.	Room A	Room B	Min.	Nom.	Max.
1.5	1.50	0.00	1.30	1.50	2.00	0.33	0.31	0.40	1.78	1.70	2.17	2.00	---	1.00	2.00	3.30
2.0	2.00	0.00	1.30	2.00	2.40	0.33	0.44	0.57	1.78	2.38	3.09	3.00	---	1.00	3.00	3.70
2.5	2.50	0.00	1.30	2.50	3.00	0.33	0.61	0.80	1.78	3.33	4.40	3.40	---	1.00	3.40	4.10
3.5	3.50	0.00	1.30	3.50	4.00	0.33	1.04	1.35	1.78	5.71	7.38	3.80	---	1.00	3.80	4.40
1.5+1.5	1.50	1.50	1.50	3.00	3.60	0.31	0.60	0.73	1.67	3.33	4.00	1.75	1.75	1.20	3.50	4.30
1.5+2.0	1.50	2.00	1.50	3.50	4.00	0.31	0.79	0.91	1.67	4.35	4.98	1.63	2.17	1.20	3.80	4.50
1.5+2.5	1.50	2.50	1.50	4.00	4.20	0.31	0.98	1.03	1.67	5.37	5.64	1.58	2.63	1.20	4.20	4.60
1.5+3.5	1.20	2.80	1.50	4.00	4.40	0.31	0.96	1.06	1.67	5.30	5.83	1.26	2.94	1.20	4.20	4.70
2.0+2.0	2.00	2.00	1.50	4.00	4.20	0.31	0.97	1.02	1.67	5.34	5.61	2.10	2.10	1.30	4.20	4.60
2.0+2.5	1.78	2.22	1.50	4.00	4.30	0.31	0.96	1.04	1.67	5.30	5.70	1.87	2.33	1.30	4.20	4.70
2.0+3.5	1.45	2.55	1.50	4.00	4.50	0.31	0.95	1.08	1.67	5.25	5.91	1.53	2.67	1.30	4.20	4.80
2.5+2.5	2.00	2.00	1.50	4.00	4.40	0.31	0.96	1.06	1.67	5.27	5.80	2.10	2.10	1.30	4.20	4.70
2.5+3.5	1.67	2.33	1.50	4.00	4.60	0.31	0.94	1.09	1.67	5.20	5.98	1.75	2.45	1.30	4.20	4.80

Power input heating [kW]			Total current heating [A]			Power factor [%]	Seasonal data cooling				Seasonal data heating (average climate)					
Min.	Nom.	Max.	Min.	Nom.	Max.		label	SEER	Pdesign	AEC	label	SCOP	Pdesign	AEC	Declared capacity at -10°C	Back-up heater capacity at -10°C
0.26	0.68	1.04	1.43	3.66	5.69	79	---	---	---	---	---	---	---	---	---	---
0.26	0.83	1.24	1.43	4.52	6.78	79	---	---	---	---	---	---	---	---	---	---
0.26	1.02	1.48	1.43	5.59	8.09	79	---	---	---	---	---	---	---	---	---	---
0.26	1.28	1.71	1.43	7.02	9.40	79	---	---	---	---	---	---	---	---	---	---
0.24	0.80	0.99	1.31	4.43	5.45	79	A+++	8.66	3.00	122	A++	4.62	3.00	908	2.50	0.50
0.24	0.88	1.04	1.31	4.85	5.75	79	A+++	8.60	3.50	143	A++	4.61	3.20	972	2.50	0.70
0.24	1.00	1.10	1.31	5.53	6.06	79	A+++	8.55	4.00	164	A++	4.60	3.20	972	2.60	0.60
0.24	0.96	1.12	1.31	5.29	5.92	79	A++	8.26	4.00	170	A++	4.63	3.20	968	2.70	0.50
0.24	0.98	1.08	1.31	5.41	5.93	79	A+++	8.53	4.00	165	A++	4.64	3.20	966	2.60	0.60
0.24	0.97	1.09	1.31	5.36	6.00	79	A+++	8.50	4.00	165	A++	4.60	3.20	973	2.70	0.50
0.24	0.95	1.09	1.31	5.25	6.00	79	A++	8.19	4.00	171	A++	4.60	3.20	974	2.80	0.40
0.24	0.96	1.08	1.31	5.29	5.92	79	A++	8.36	4.00	168	A++	4.60	3.20	974	2.70	0.50
0.24	0.94	1.08	1.31	5.19	5.94	79	A++	8.11	4.00	173	A++	4.61	3.20	971	2.80	0.40

2MXM50A2V1B

Combination tables

Indoor unit	Cooling capacity [kW]		Total cooling capacity [kW]			Power input cooling [kW]			Total current cooling [A]			Heating capacity [kW]		Total heating capacity [kW]		
	Room A	Room B	Min.	Nom.	Max.	Min.	Nom.	Max.	Min.	Nom.	Max.	Room A	Room B	Min.	Nom.	Max.
1.5	1.50	---	1.40	1.50	2.20	0.31	0.32	0.52	1.53	1.55	2.53	2.00	---	1.10	2.00	3.30
2.0	2.00	---	1.40	2.00	2.90	0.31	0.47	0.77	1.53	2.25	3.76	3.00	---	1.10	3.00	3.70
2.5	2.50	---	1.40	2.50	3.10	0.31	0.67	0.92	1.53	3.27	4.50	3.40	---	1.10	3.40	4.10
3.5	3.50	---	1.40	3.50	4.10	0.31	1.09	1.46	1.53	5.32	7.13	4.00	---	1.10	4.00	4.60
4.2	4.20	---	1.40	4.20	4.70	0.31	1.59	1.75	1.53	7.73	8.57	4.60	---	1.10	4.60	5.00
5.0	5.00	---	1.60	5.00	5.30	0.33	1.30	1.44	1.64	6.33	7.01	5.50	---	1.20	5.50	5.60
1.5+1.5	1.50	1.50	1.60	3.00	4.20	0.33	0.62	0.87	1.64	3.03	4.25	2.00	2.00	1.20	4.00	4.54
1.5+2.0	1.50	2.00	1.60	3.50	4.20	0.33	0.76	0.91	1.64	3.71	4.46	1.89	2.51	1.20	4.40	4.89
1.5+2.5	1.50	2.50	1.60	4.00	4.20	0.33	0.94	0.99	1.64	4.60	4.83	1.80	3.00	1.20	4.80	5.19
1.5+3.5	1.50	3.50	1.60	5.00	5.00	0.33	1.25	1.25	1.64	6.10	6.10	1.56	3.64	1.20	5.20	5.70
1.5+4.2	1.32	3.68	1.60	5.00	5.40	0.33	1.23	1.54	1.64	6.04	6.53	1.47	4.13	1.20	5.60	5.96
1.5+5.0	1.15	3.85	1.80	5.00	5.50	0.33	1.23	1.68	1.64	5.99	6.59	1.29	4.31	1.20	5.60	6.16
2.0+2.0	2.00	2.00	1.80	4.00	5.00	0.33	0.94	1.28	1.64	4.60	5.75	2.60	2.60	1.20	5.20	5.70
2.0+2.5	2.00	2.50	1.80	4.50	5.10	0.33	1.07	1.31	1.64	5.23	5.93	2.49	3.11	1.20	5.60	5.80
2.0+3.5	1.82	3.18	1.80	5.00	5.40	0.33	1.24	1.49	1.64	6.05	6.54	2.04	3.56	1.20	5.60	5.90
2.0+4.2	1.61	3.39	1.80	5.00	5.50	0.33	1.23	1.51	1.64	6.01	6.62	1.81	3.79	1.20	5.60	6.00
2.0+5.0	1.43	3.57	1.80	5.00	5.50	0.33	1.22	1.44	1.64	5.95	6.55	1.60	4.00	1.20	5.60	6.20
2.5+2.5	2.50	2.50	1.80	5.00	5.30	0.33	1.25	1.42	1.64	6.10	6.47	2.80	2.80	1.20	5.60	5.80
2.5+3.5	2.08	2.92	1.80	5.00	5.40	0.33	1.23	1.43	1.64	6.02	6.51	2.33	3.27	1.20	5.60	6.00
2.5+4.2	1.87	3.13	1.80	5.00	5.50	0.33	1.22	1.45	1.64	5.98	6.58	2.09	3.51	1.20	5.60	6.10
2.5+5.0	1.67	3.33	1.80	5.00	5.50	0.33	1.21	1.38	1.64	5.92	6.52	1.87	3.73	1.30	5.60	6.30
3.5+3.5	2.50	2.50	1.80	5.00	5.40	0.33	1.22	1.42	1.64	5.95	6.43	2.80	2.80	1.30	5.60	6.10
3.5+4.2	2.27	2.73	1.80	5.00	5.50	0.33	1.21	1.40	1.64	5.90	6.49	2.55	3.05	1.30	5.60	6.20
3.5+5.0	2.06	2.94	1.80	5.00	5.50	0.33	1.20	1.34	1.64	5.85	6.44	2.31	3.29	1.30	5.60	6.40
4.2+4.2	2.50	2.50	1.80	5.00	5.50	0.33	1.20	1.38	1.64	5.88	6.47	2.80	2.80	1.30	5.60	6.30

Power input heating [kW]			Total current heating [A]			Power factor [%]	Seasonal data cooling				Seasonal data heating (average climate)					
Min.	Nom.	Max.	Min.	Nom.	Max.		label	SEER	Pdesign	AEC	label	SCOP	Pdesign	AEC	Declared capacity at -10°C	Back-up heater capacity at -10°C
0.29	0.68	0.95	1.44	3.31	4.66	89	---	---	---	---	---	---	---	---	---	---
0.27	0.82	1.13	1.33	3.99	5.52	89	---	---	---	---	---	---	---	---	---	---
0.25	0.99	1.34	1.23	4.81	6.54	89	---	---	---	---	---	---	---	---	---	---
0.25	1.24	1.53	1.23	6.03	7.46	89	---	---	---	---	---	---	---	---	---	---
0.23	1.49	1.81	1.12	7.27	8.85	89	---	---	---	---	---	---	---	---	---	---
0.23	1.35	1.51	1.12	6.56	9.01	89	---	---	---	---	---	---	---	---	---	---
0.23	0.87	0.99	1.12	4.27	4.85	89	A+++	8.80	3.00	120	A++	4.79	3.30	965	2.80	0.50
0.23	1.02	1.13	1.12	4.97	5.53	89	A+++	8.74	3.50	141	A++	4.66	3.80	1140	3.00	0.80
0.23	1.18	1.27	1.12	5.75	6.22	89	A+++	8.64	4.00	162	A++	4.64	3.80	1146	3.20	0.60
0.25	1.28	1.40	1.23	6.25	6.86	89	A+++	8.52	5.00	206	A++	4.61	4.00	1214	3.40	0.60
0.25	1.37	1.46	1.23	6.71	7.15	89	A+++	8.55	5.00	205	A++	4.62	4.10	1241	3.40	0.70
0.25	1.37	1.50	1.23	6.68	7.35	89	A+++	8.50	5.00	206	A++	4.63	4.20	1269	3.40	0.80
0.23	1.27	1.40	1.12	6.22	6.82	89	A+++	8.71	4.00	161	A++	4.61	4.00	1214	3.40	0.60
0.23	1.37	1.42	1.12	6.68	6.92	89	A+++	8.67	4.50	182	A++	4.61	4.10	1244	3.40	0.70
0.25	1.36	1.43	1.23	6.65	7.01	89	A+++	8.54	5.00	205	A++	4.61	4.20	1275	3.40	0.80
0.25	1.36	1.46	1.23	6.63	7.11	89	A+++	8.54	5.00	205	A++	4.63	4.20	1268	3.40	0.80
0.25	1.35	1.50	1.23	6.60	7.31	89	A+++	8.51	5.00	208	A++	4.68	4.20	1255	3.40	0.80
0.23	1.37	1.42	1.12	6.71	6.95	89	A+++	8.53	5.00	205	A++	4.61	4.20	1275	3.40	0.80
0.25	1.38	1.48	1.23	6.76	7.25	89	A+++	8.56	5.00	205	A++	4.62	4.20	1272	3.40	0.80
0.25	1.39	1.51	1.23	6.79	7.40	89	A+++	8.57	5.00	204	A++	4.65	4.20	1265	3.40	0.80
0.25	1.41	1.58	1.23	6.88	7.74	89	A+++	8.52	5.00	206	A++	4.71	4.20	1249	3.40	0.80
0.25	1.40	1.52	1.23	6.83	7.44	89	A+++	8.57	5.00	205	A++	4.66	4.20	1262	3.40	0.80
0.25	1.40	1.55	1.23	6.84	7.58	89	A+++	8.60	5.00	204	A++	4.67	4.20	1258	3.40	0.80
0.25	1.42	1.63	1.23	6.95	7.95	89	A+++	8.52	5.00	206	A++	4.75	4.20	1238	3.40	0.80
0.25	1.41	1.58	1.23	6.88	7.74	89	A+++	8.56	5.00	205	A++	4.70	4.20	1251	3.40	0.80

2MXM68A2V1B

Combination tables

Indoor unit	Cooling capacity [kW]			Total cooling capacity [kW]			Power input cooling [kW]			Total current cooling [A]			Heating capacity [kW]			Total heating capacity [kW]		
	Room A	Room B	Room C	Min.	Nom.	Max.	Min.	Nom.	Max.	Min.	Nom.	Max.	Room A	Room B	Room C	Min.	Nom.	Max.
1.5	1.60	---	---	1.52	1.60	2.49	0.40	0.42	0.59	1.82	1.98	2.71	2.70	---	---	1.47	2.70	4.08
2.0	2.00	---	---	1.65	2.00	3.00	0.41	0.43	0.67	1.89	2.08	3.08	2.72	---	---	1.48	2.72	4.09
2.5	2.50	---	---	1.74	2.50	3.44	0.44	0.44	0.82	2.00	2.62	3.77	3.40	---	---	1.44	3.40	4.30
3.5	3.50	---	---	1.93	3.50	4.86	0.46	0.46	1.43	2.09	3.84	6.53	4.30	---	---	1.45	4.30	4.90
4.2	4.20	---	---	1.93	4.20	5.33	0.46	0.46	1.43	2.09	3.93	6.56	---	4.32	---	1.44	4.32	5.70
5.0	5.00	---	---	1.94	5.00	6.03	0.44	0.44	2.13	2.00	7.20	9.77	---	5.60	---	1.66	5.60	6.90
6.0	6.00	---	---	1.94	6.00	6.51	0.44	0.44	2.13	2.00	7.29	9.77	---	7.90	---	1.88	7.90	8.91
1.5+1.5	1.50	1.50	---	1.95	3.00	4.79	0.40	0.51	1.15	1.81	2.34	5.25	2.65	2.65	---	1.65	5.30	7.38
1.5+2.0	1.50	2.00	---	1.95	3.50	4.96	0.40	0.62	1.22	1.81	2.84	5.58	2.44	3.26	---	1.65	5.70	7.76
1.5+2.5	1.50	2.50	---	1.95	4.00	5.28	0.40	0.75	1.36	1.81	3.44	6.23	2.29	3.81	---	1.65	6.10	7.95
1.5+3.5	1.50	3.50	---	1.95	5.00	6.17	0.39	1.04	1.83	1.77	4.76	8.39	2.07	4.83	---	1.80	6.90	8.50
1.5+4.2	1.50	4.20	---	1.95	5.70	6.39	0.39	1.27	1.96	1.77	5.82	8.97	1.97	5.53	---	1.80	7.50	8.85
1.5+5.0	1.50	5.00	---	1.95	6.50	7.08	0.38	1.50	2.23	1.73	6.87	10.22	1.89	6.31	---	2.18	8.20	10.38
1.5+6.0	1.36	5.44	---	1.96	6.80	7.59	0.37	1.62	2.36	1.68	7.42	10.79	1.72	6.88	---	2.46	8.60	10.58
2.0+2.0	2.00	2.00	---	1.95	4.00	5.12	0.40	0.75	1.29	1.81	3.44	5.91	3.25	3.25	---	1.65	6.50	7.95
2.0+2.5	2.00	2.50	---	1.95	4.50	5.44	0.40	0.89	1.43	1.81	4.08	6.56	3.07	3.83	---	1.65	6.90	8.12
2.0+3.5	2.00	3.50	---	1.95	5.50	6.30	0.39	1.17	1.91	1.77	5.36	8.76	2.73	4.77	---	1.80	7.50	8.67
2.0+4.2	2.00	4.20	---	1.95	6.20	6.51	0.39	1.43	2.05	1.77	6.55	9.37	2.58	5.42	---	1.80	8.00	9.03
2.0+5.0	1.94	4.86	---	1.95	6.80	7.26	0.38	1.59	2.36	1.73	7.28	10.79	2.46	6.14	---	2.18	8.60	10.56
2.0+6.0	1.70	5.10	---	1.96	6.80	7.71	0.37	1.61	2.45	1.68	7.37	11.20	2.15	6.45	---	2.46	8.60	10.75
2.5+2.5	2.50	2.50	---	1.95	5.00	6.10	0.41	1.01	1.78	1.89	4.63	8.15	3.60	3.60	---	1.65	7.20	8.49
2.5+3.5	2.50	3.50	---	1.95	6.00	6.57	0.40	1.29	2.11	1.81	5.91	9.65	3.29	4.61	---	1.89	7.90	9.03
2.5+4.2	2.50	4.20	---	1.95	6.70	6.95	0.40	1.51	2.38	1.81	6.92	10.88	3.10	5.20	---	1.89	8.30	9.29
2.5+5.0	2.27	4.53	---	1.95	6.80	7.37	0.37	1.50	2.45	1.68	6.87	11.20	2.87	5.73	---	2.27	8.60	10.68
2.5+6.0	2.00	4.80	---	1.96	6.80	7.71	0.35	1.48	2.45	1.60	6.78	11.20	2.53	6.07	---	2.55	8.60	10.88
3.5+3.5	3.40	3.40	---	1.95	6.80	7.13	0.38	1.45	2.37	1.73	6.64	10.83	4.30	4.30	---	2.17	8.60	9.38
3.5+4.2	3.09	3.71	---	1.95	6.80	7.24	0.38	1.45	2.46	1.73	6.64	11.24	3.91	4.69	---	2.17	8.60	9.47
3.5+5.0	2.80	4.00	---	1.95	6.80	7.76	0.35	1.42	2.78	1.60	6.50	12.71	3.54	5.06	---	2.56	8.60	10.90
3.5+6.0	2.51	4.29	---	2.26	6.80	8.07	0.40	1.40	2.72	1.81	6.41	12.46	3.17	5.43	---	2.74	8.60	11.01
4.2+4.2	3.40	3.40	---	1.95	6.80	7.14	0.38	1.44	2.37	1.73	6.60	10.83	4.30	4.30	---	2.17	8.60	9.56
4.2+5.0	3.10	3.70	---	1.95	6.80	7.77	0.35	1.41	2.78	1.60	6.46	12.71	3.93	4.67	---	2.56	8.60	10.91
4.2+6.0	2.80	4.00	---	2.26	6.80	8.08	0.40	1.40	2.72	1.81	6.41	12.46	3.54	5.06	---	2.74	8.60	11.02

Power input heating [kW]			Total current heating [A]			Power factor [%]	Seasonal data cooling				Seasonal data heating (average climate)						Seasonal data heating (warm climate)					
Min.	Nom.	Max.	Min.	Nom.	Max.		label	SEER	Pdesign	AEC	label	SCOP	Pdesign	AEC	Declared capacity at -10°C	Back-up heater capacity at -10°C	label	SCOP	Pdesign	AEC	Declared capacity at +2°C	Back-up heater capacity at +2°C
0.42	0.72	1.22	1.91	3.35	5.59	95	---	---	---	---	---	---	---	---	---	---	---	---	---	---	---	---
0.43	0.73	1.28	1.95	3.39	5.64	95	---	---	---	---	---	---	---	---	---	---	---	---	---	---	---	---
0.42	1.02	1.37	1.91	4.72	6.08	95	---	---	---	---	---	---	---	---	---	---	---	---	---	---	---	---
0.40	1.41	1.75	1.82	6.50	7.15	95	---	---	---	---	---	---	---	---	---	---	---	---	---	---	---	---
0.40	1.40	2.04	1.82	6.46	7.15	95	---	---	---	---	---	---	---	---	---	---	---	---	---	---	---	---
0.39	1.82	2.59	1.78	8.43	8.70	95	---	---	---	---	---	---	---	---	---	---	---	---	---	---	---	---
0.37	2.62	2.64	1.69	12.13	12.08	95	---	---	---	---	---	---	---	---	---	---	---	---	---	---	---	---
0.36	1.19	1.83	1.63	5.45	8.38	95	A++	7.29	3.00	144	A	3.85	3.80	1380	3.07	0.73	A+++	6.08	4.40	1012	4.40	0
0.36	1.31	1.99	1.63	6.00	9.09	95	A++	7.53	3.50	163	A	3.85	3.80	1380	3.08	0.72	A+++	6.10	4.40	1010	4.40	0
0.36	1.43	2.06	1.63	6.55	9.43	95	A++	7.75	4.00	181	A	3.87	3.80	1373	3.09	0.71	A+++	6.11	4.40	1008	4.40	0
0.37	1.69	2.35	1.68	7.74	10.74	95	A++	7.80	5.00	225	A	3.86	4.30	1558	3.39	0.91	A+++	6.13	4.40	1005	4.40	0
0.37	1.90	2.57	1.68	8.70	11.75	95	A++	7.84	5.70	255	A	3.88	4.30	1548	3.40	0.90	A+++	6.14	4.40	1003	4.40	0
0.45	2.13	2.91	2.06	9.75	13.31	95	A++	7.86	6.50	290	A	3.87	4.50	1628	3.55	0.95	A+++	6.17	4.40	998	4.40	0
0.48	2.28	2.67	2.19	10.44	12.21	95	A++	7.81	6.80	305	A	3.91	4.80	1717	3.73	1.07	A+++	6.21	4.40	992	4.40	0
0.36	1.37	2.31	1.63	6.28	9.47	95	A++	7.75	4.00	181	A	3.91	3.80	1361	3.09	0.71	A+++	6.10	4.40	1009	4.40	0
0.36	1.52	2.32	1.63	6.96	9.81	95	A++	7.80	4.50	202	A	3.92	3.80	1354	3.10	0.70	A+++	6.12	4.40	1007	4.40	0
0.37	1.75	2.43	1.68	8.01	11.12	95	A++	7.91	5.50	244	A	3.86	4.30	1558	3.39	0.91	A+++	6.13	4.40	1004	4.40	0
0.37	1.98	2.66	1.68	9.07	12.17	95	A++	7.88	6.20	276	A	3.88	4.30	1550	3.40	0.90	A+++	6.15	4.40	1002	4.40	0
0.45	2.26	3.00	2.06	10.35	13.73	95	A++	7.78	6.80	306	A	3.90	4.50	1612	3.55	0.95	A+++	6.19	4.40	996	4.40	0
0.48	2.24	2.74	2.19	10.26	12.55	95	A++	7.71	6.80	309	A	3.93	4.80	1710	3.73	1.07	A+++	6.22	4.40	990	4.40	0
0.36	1.62	2.36	1.63	7.42	10.78	95	A++	7.81	5.00	224	A	3.85	4.00	1455	3.22	0.78	A+++	6.14	4.40	1004	4.40	0
0.38	1.91	2.66	1.72	8.75	12.17	95	A++	7.94	6.00	265	A	3.83	4.30	1569	3.40	0.90	A+++	6.13	4.40	1004	4.40	0
0.38	2.11	2.82	1.72	9.66	12.93	95	A++	7.99	6.70	294	A	3.86	4.30	1559	3.41	0.89	A+++	6.14	4.40	1003	4.40	0
0.46	2.24	3.09	2.11	10.26	14.15	95	A++	7.93	6.80	300	A	3.84	4.50	1637	3.59	0.91	A+++	6.14	4.40	1003	4.40	0
0.50	2.22	2.77	2.28	10.17	12.67	95	A++	7.90	6.80	301	A	3.91	4.80	1716	3.80	1.00	A+++	6.14	4.40	1002	4.40	0
0.42	2.26	2.86	1.94	10.35	13.09	95	A++	8.02	6.80	297	A+	4.00	4.80	1680	3.73	1.07	A+++	6.14	4.40	1003	4.40	0
0.42	2.26	2.91	1.94	10.35	13.31	95	A++	8.00	6.80	298	A+	4.01	4.80	1675	3.75	1.05	A+++	6.14	4.40	1002	4.40	0
0.51	2.22	3.13	2.32	10.17	14.32	95	A++	7.92	6.80	301	A+	4.01	4.80	1675	3.78	1.02	A+++	6.14	4.40	1003	4.40	0
0.52	2.21	2.76	2.37	10.12	12.63	95	A++	7.89	6.80	302	A+	4.06	4.80	1652	3.79	1.01	A+++	6.14	4.40	1002	4.40	0
0.42	2.22	2.94	1.94	10.17	13.47	95	A++	7.98	6.80	298	A+	4.00	4.80	1679	3.76	1.04	A+++	6.16	4.40	1000	4.40	0
0.51	2.21	3.19	2.32	10.12	14.61	95	A++	7.90	6.80	302	A	3.93	5.20	1851	4.01	1.19	A+++	6.15	4.40	1001	4.40	0
0.51	2.20	2.79	2.32	10.07	12.76	95	A++	7.87	6.80	303	A+	4.03	5.20	1804	4.02	1.18	A+++	6.15	4.40	1002	4.40	0

3MXM40A2V1B

Combination tables

Indoor unit	Cooling capacity [kW]			Total cooling capacity [kW]			Power input cooling [kW]			Total current cooling [A]			Heating capacity [kW]			Total heating capacity [kW]		
	Room A	Room B	Room C	Min.	Nom.	Max.	Min.	Nom.	Max.	Min.	Nom.	Max.	Room A	Room B	Room C	Min.	Nom.	Max.
1.5	1.50	---	---	1.40	1.50	2.20	0.32	0.35	0.46	1.52	1.63	2.20	2.30	---	---	1.10	2.30	3.30
2.0	2.00	---	---	1.40	2.00	2.90	0.32	0.48	0.71	1.52	2.28	3.40	2.70	---	---	1.10	2.70	3.70
2.5	2.50	---	---	1.40	2.50	3.10	0.32	0.64	0.82	1.52	3.05	3.90	3.40	---	---	1.10	3.40	4.10
3.5	3.50	---	---	1.40	3.50	4.10	0.32	0.98	1.19	1.52	4.68	5.70	4.20	---	---	1.10	4.20	4.80
1.5+1.5	1.50	1.50	---	1.60	3.00	4.20	0.34	0.59	1.14	1.63	2.82	5.44	1.80	1.80	---	1.20	3.60	5.00
1.5+2.0	1.50	2.00	---	1.60	3.50	4.20	0.34	0.71	1.12	1.63	3.40	5.33	1.54	2.06	---	1.20	3.60	5.00
1.5+2.5	1.50	2.50	---	1.60	4.00	4.20	0.34	0.86	1.10	1.63	4.11	5.33	1.50	2.50	---	1.20	4.00	5.00
1.5+3.5	1.20	2.80	---	1.60	4.00	4.40	0.34	0.85	1.13	1.63	4.07	5.41	1.38	3.22	---	1.20	4.60	5.00
2.0+2.0	2.00	2.00	---	1.60	4.00	4.50	0.34	0.84	1.09	1.63	4.02	5.22	2.30	2.30	---	1.20	4.60	5.00
2.0+2.5	1.78	2.22	---	1.60	4.00	4.50	0.34	0.83	1.07	1.63	3.97	5.22	2.04	2.56	---	1.20	4.60	5.00
2.0+3.5	1.45	2.55	---	1.60	4.00	4.50	0.34	0.83	1.03	1.63	3.97	5.22	1.67	2.93	---	1.20	4.60	5.00
2.5+2.5	2.00	2.00	---	1.60	4.00	4.50	0.34	0.83	1.05	1.63	3.97	5.22	2.30	2.30	---	1.20	4.60	5.00
2.5+3.5	1.67	2.33	---	1.60	4.00	4.60	0.34	0.82	1.03	1.63	3.92	4.93	1.92	2.68	---	1.20	4.60	5.00
3.5+3.5	2.00	2.00	---	1.60	4.00	4.60	0.34	0.82	1.01	1.63	3.92	4.84	2.30	2.30	---	1.20	4.60	5.00
1.5+1.5+1.5	1.33	1.33	1.33	1.70	4.00	4.60	0.36	0.78	0.98	1.74	3.73	4.68	1.53	1.53	1.53	1.30	4.60	5.10
1.5+1.5+2.0	1.20	1.20	1.60	1.70	4.00	4.60	0.36	0.77	0.96	1.74	3.68	4.68	1.38	1.38	1.84	1.30	4.60	5.10
1.5+1.5+2.5	1.09	1.09	1.82	1.70	4.00	4.60	0.36	0.77	0.94	1.74	3.68	4.68	1.25	1.25	2.09	1.30	4.60	5.10
1.5+1.5+3.5	0.92	0.92	2.15	1.70	4.00	4.60	0.36	0.76	0.90	1.74	3.64	4.68	1.06	1.06	2.48	1.30	4.60	5.10
1.5+2.0+2.0	1.09	1.45	1.45	1.70	4.00	4.60	0.36	0.77	0.92	1.74	3.68	4.68	1.25	1.67	1.67	1.30	4.60	5.10
1.5+2.0+2.5	1.00	1.33	1.67	1.70	4.00	4.60	0.36	0.76	0.91	1.74	3.64	4.68	1.15	1.53	1.92	1.30	4.60	5.10
1.5+2.0+3.5	0.86	1.14	2.00	1.70	4.00	4.60	0.36	0.76	0.89	1.74	3.64	4.68	0.99	1.31	2.30	1.30	4.60	5.10
1.5+2.5+2.5	0.92	1.54	1.54	1.70	4.00	4.60	0.36	0.76	0.87	1.74	3.64	4.68	1.06	1.77	1.77	1.30	4.60	5.10
2.0+2.0+2.0	1.33	1.33	1.33	1.70	4.00	4.60	0.36	0.76	0.85	1.74	3.64	4.68	1.53	1.53	1.53	1.30	4.60	5.10
2.0+2.0+2.5	1.23	1.23	1.54	1.70	4.00	4.60	0.36	0.76	0.83	1.74	3.64	4.68	1.42	1.42	1.77	1.30	4.60	5.10
2.0+2.5+2.5	1.14	1.43	1.43	1.70	4.00	4.60	0.36	0.75	0.81	1.74	3.59	4.68	1.31	1.64	1.64	1.30	4.60	5.10

Power input heating [kW]			Total current heating [A]			Power factor [%]	Seasonal data cooling				Seasonal data heating (average climate)						Seasonal data heating (warm climate)					
Min.	Nom.	Max.	Min.	Nom.	Max.		label	SEER	Pdesign	AEC	label	SCOP	Pdesign	AEC	Declared capacity at -10°C	Back-up heater capacity at -10°C	label	SCOP	Pdesign	AEC	Declared capacity at +2°C	Back-up heater capacity at +2°C
0.30	0.60	0.82	1.38	2.77	3.83	91	---	---	---	---	---	---	---	---	---	---	---	---	---	---	---	---
0.30	0.76	1.23	1.38	3.51	5.75	91	---	---	---	---	---	---	---	---	---	---	---	---	---	---	---	---
0.30	1.01	1.28	1.38	4.68	5.96	91	---	---	---	---	---	---	---	---	---	---	---	---	---	---	---	---
0.30	1.42	1.71	1.38	6.60	7.98	91	---	---	---	---	---	---	---	---	---	---	---	---	---	---	---	---
0.32	0.69	1.30	1.49	3.23	6.07	91	A+++	8.64	3.00	122	A++	4.60	3.60	1096	3.10	0.5	A+++	5.35	3.80	993	3.80	0
0.32	0.69	1.28	1.49	3.23	5.96	91	A+++	8.59	3.50	143	A++	4.62	3.60	1091	3.10	0.5	A+++	5.39	3.80	987	3.80	0
0.32	0.86	1.26	1.49	4.03	5.96	91	A+++	8.51	4.00	164	A+	4.39	4.20	1338	3.50	0.7	A+++	5.35	3.80	995	3.80	0
0.32	0.98	1.22	1.49	4.59	5.96	91	A+++	8.50	4.00	165	A+	4.28	4.80	1570	4.00	0.8	A+++	5.37	3.80	990	3.80	0
0.32	0.97	1.25	1.49	4.54	5.85	91	A+++	8.52	4.00	165	A+	4.24	4.80	1582	3.90	0.9	A+++	5.40	3.80	985	3.80	0
0.32	0.98	1.23	1.49	4.59	5.85	91	A+++	8.52	4.00	165	A+	4.27	4.80	1572	3.90	0.9	A+++	5.38	3.80	988	3.80	0
0.32	0.97	1.19	1.49	4.54	5.85	91	A+++	8.50	4.00	165	A+	4.30	4.80	1560	4.00	0.8	A+++	5.36	3.80	992	3.80	0
0.32	0.96	1.21	1.49	4.49	5.85	91	A+++	8.51	4.00	165	A+	4.34	4.80	1548	3.90	0.9	A+++	5.38	3.80	988	3.80	0
0.32	0.95	1.17	1.49	4.45	5.85	91	A+++	8.50	4.00	165	A+	4.37	4.80	1537	4.00	0.8	A+++	5.36	3.80	991	3.80	0
0.32	0.94	1.15	1.49	4.40	5.75	91	A+++	8.50	4.00	165	A+	4.38	5.00	1598	4.10	0.9	A+++	5.34	3.80	996	3.80	0
0.32	0.89	1.02	1.49	4.17	4.79	91	A+++	8.55	4.00	164	A++	4.65	5.00	1505	4.10	0.9	A+++	5.45	3.80	976	3.80	0
0.32	0.89	1.01	1.49	4.17	4.72	91	A+++	8.55	4.00	164	A++	4.63	5.00	1511	4.10	0.9	A+++	5.42	3.80	981	3.80	0
0.32	0.89	0.99	1.49	4.17	4.63	91	A+++	8.54	4.00	164	A++	4.61	5.00	1517	4.10	0.9	A+++	5.40	3.80	986	3.80	0
0.32	0.88	0.97	1.49	4.12	4.53	91	A+++	8.53	4.00	165	A++	4.61	5.00	1518	4.10	0.9	A+++	5.37	3.80	990	3.80	0
0.32	0.88	0.95	1.49	4.12	4.44	91	A+++	8.53	4.00	164	A++	4.60	5.00	1520	4.10	0.9	A+++	5.38	3.80	989	3.80	0
0.32	0.87	0.93	1.49	4.07	4.35	91	A+++	8.54	4.00	164	A++	4.60	5.00	1521	4.10	0.9	A+++	5.37	3.80	991	3.80	0
0.32	0.87	0.91	1.49	4.07	4.25	91	A+++	8.53	4.00	165	A++	4.62	5.00	1515	4.10	0.9	A+++	5.37	3.80	991	3.80	0
0.32	0.88	0.87	1.49	4.12	4.07	91	A+++	8.53	4.00	165	A++	4.62	5.00	1513	4.10	0.9	A+++	5.36	3.80	992	3.80	0
0.32	0.87	0.89	1.49	4.07	4.16	91	A+++	8.52	4.00	165	A++	4.60	5.00	1521	4.10	0.9	A+++	5.35	3.80	994	3.80	0
0.32	0.87	0.86	1.49	4.07	4.02	91	A+++	8.51	4.00	165	A++	4.62	5.00	1515	4.10	0.9	A+++	5.35	3.80	994	3.80	0
0.32	0.86	0.84	1.49	4.03	3.93	91	A+++	8.50	4.00	165	A++	4.63	5.00	1512	4.10	0.9	A+++	5.34	3.80	996	3.80	0

3MXM52A2V1B

Combination tables

Indoor unit	Cooling capacity [kW]			Total cooling capacity [kW]			Power input cooling [kW]			Total current cooling [A]			Heating capacity [kW]			Total heating capacity [kW]		
	Room A	Room B	Room C	Min.	Nom.	Max.	Min.	Nom.	Max.	Min.	Nom.	Max.	Room A	Room B	Room C	Min.	Nom.	Max.
1.5	1.50	---	---	1.40	1.50	2.40	0.34	0.36	0.63	1.50	1.62	2.86	2.30	---	---	1.10	2.30	3.40
2.0	2.00	---	---	1.60	2.00	3.00	0.36	0.48	0.78	1.60	2.17	3.51	2.70	---	---	1.10	2.70	3.80
2.5	2.50	---	---	1.60	2.50	3.20	0.36	0.64	0.87	1.62	2.89	3.92	3.40	---	---	1.10	3.40	4.20
3.5	3.50	---	---	1.60	3.50	4.20	0.37	0.98	1.30	1.63	4.43	5.88	4.20	---	---	1.10	4.20	4.80
4.2	4.20	---	---	1.60	4.20	4.80	0.37	1.21	1.55	1.63	5.47	7.04	4.80	---	---	1.10	4.80	5.60
5.0	5.00	---	---	1.60	5.00	5.40	0.35	1.76	2.03	1.55	7.94	9.18	---	5.80	---	1.10	5.80	6.80
1.5+1.5	1.50	1.50	---	1.70	3.00	4.70	0.35	0.55	1.32	1.55	2.50	5.98	1.80	1.80	---	1.20	3.60	5.80
1.5+2.0	1.50	2.00	---	1.70	3.50	4.70	0.35	0.66	1.30	1.55	2.99	5.88	1.71	2.29	---	1.20	4.00	5.80
1.5+2.5	1.50	2.50	---	1.70	4.00	5.00	0.35	0.78	1.92	1.55	3.54	8.66	1.69	2.81	---	1.20	4.50	6.90
1.5+3.5	1.50	3.50	---	1.70	5.00	6.00	0.35	1.06	2.17	1.55	4.81	9.80	1.65	3.85	---	1.20	5.50	7.00
1.5+4.2	1.37	3.83	---	1.70	5.20	6.10	0.35	1.10	2.26	1.55	4.99	10.21	1.58	4.42	---	1.20	6.00	7.00
1.5+5.0	1.20	4.00	---	1.80	5.20	6.30	0.37	1.10	2.28	1.68	4.99	10.31	1.57	5.23	---	1.30	6.80	7.20
2.0+2.0	2.00	2.00	---	1.80	4.00	5.10	0.37	0.85	1.91	1.68	3.85	8.66	3.40	3.40	---	1.20	6.80	7.00
2.0+2.5	2.00	2.50	---	1.80	4.50	5.30	0.37	0.95	1.89	1.68	4.31	8.56	3.02	3.78	---	1.20	6.80	7.00
2.0+3.5	1.89	3.31	---	1.80	5.20	6.30	0.37	1.10	2.30	1.68	4.99	10.38	2.47	4.33	---	1.20	6.80	7.10
2.0+4.2	1.68	3.52	---	1.80	5.20	6.30	0.37	1.09	2.25	1.68	4.94	10.18	2.19	4.61	---	1.20	6.80	7.10
2.0+5.0	1.49	3.71	---	1.80	5.20	6.50	0.37	1.09	2.19	1.68	4.94	9.89	1.94	4.86	---	1.40	6.80	7.20
2.5+2.5	2.50	2.50	---	1.80	5.00	6.00	0.37	1.04	2.23	1.68	4.72	10.09	3.40	3.40	---	1.20	6.80	7.00
2.5+3.5	2.17	3.03	---	1.80	5.20	6.10	0.37	1.09	2.21	1.68	4.94	10.00	2.83	3.97	---	1.30	6.80	7.20
2.5+4.2	1.94	3.26	---	1.80	5.20	6.40	0.37	1.09	2.30	1.68	4.94	10.41	2.54	4.26	---	1.30	6.80	7.20
2.5+5.0	1.73	3.47	---	1.80	5.20	6.50	0.37	1.06	2.14	1.68	4.81	9.68	2.27	4.53	---	1.40	6.80	7.40
3.5+3.5	2.60	2.60	---	1.80	5.20	6.40	0.37	1.08	2.28	1.68	4.90	10.31	3.40	3.40	---	1.40	6.80	7.30
3.5+4.2	2.36	2.84	---	1.80	5.20	6.40	0.37	1.08	2.26	1.68	4.90	10.21	3.09	3.71	---	1.40	6.80	7.30
3.5+5.0	2.14	3.06	---	1.80	5.20	6.60	0.37	1.06	2.19	1.68	4.81	9.89	2.80	4.00	---	1.45	6.80	7.50
4.2+4.2	2.60	2.60	---	1.80	5.20	6.50	0.37	1.07	2.24	1.68	4.85	10.11	3.40	3.40	---	1.40	6.80	7.30
1.5+1.5+1.5	1.50	1.50	1.50	1.80	4.50	6.40	0.37	0.90	2.18	1.65	4.08	9.86	2.27	2.27	2.27	1.30	6.80	8.00
1.5+1.5+2.0	1.44	1.44	1.92	1.80	4.80	6.40	0.37	1.02	2.16	1.65	4.61	9.78	2.04	2.04	2.72	1.30	6.80	8.00
1.5+1.5+2.5	1.42	1.42	2.36	1.80	5.20	6.70	0.37	1.09	2.23	1.65	4.94	10.10	1.85	1.85	3.09	1.30	6.80	8.00
1.5+1.5+3.5	1.20	1.20	2.80	1.90	5.20	6.80	0.37	1.09	2.28	1.65	4.94	10.30	1.57	1.57	3.66	1.40	6.80	8.10
1.5+1.5+4.2	1.08	1.08	3.03	1.90	5.20	6.80	0.37	1.08	2.26	1.65	4.90	10.20	1.42	1.42	3.97	1.40	6.80	8.10
1.5+1.5+5.0	0.98	0.98	3.25	1.90	5.20	7.10	0.33	1.05	2.17	1.51	4.76	9.80	1.28	1.28	4.25	1.60	6.80	8.30
1.5+2.0+2.0	1.42	1.89	1.89	1.80	5.20	6.45	0.37	1.10	2.13	1.65	4.99	9.64	1.85	2.47	2.47	1.30	6.80	8.00
1.5+2.0+2.5	1.30	1.73	2.17	1.80	5.20	6.70	0.37	1.09	2.19	1.65	4.94	9.90	1.70	2.27	2.83	1.30	6.80	8.00
1.5+2.0+3.5	1.11	1.49	2.60	1.90	5.20	6.80	0.37	1.08	2.23	1.65	4.90	10.10	1.46	1.94	3.40	1.40	6.80	8.10
1.5+2.0+4.2	1.01	1.35	2.84	1.90	5.20	6.80	0.37	1.08	2.19	1.65	4.90	9.90	1.32	1.77	3.71	1.40	6.80	8.10
1.5+2.0+5.0	0.92	1.22	3.06	1.90	5.20	7.20	0.33	1.04	2.15	1.51	4.72	9.70	1.20	1.60	4.00	1.60	6.80	8.30
1.5+2.5+2.5	1.20	2.00	2.00	1.80	5.20	6.70	0.37	1.09	2.17	1.65	4.94	9.80	1.57	2.62	2.62	1.30	6.80	8.00
1.5+2.5+3.5	1.04	1.73	2.43	1.90	5.20	6.80	0.37	1.08	2.21	1.65	4.90	10.00	1.36	2.27	3.17	1.40	6.80	8.10
1.5+2.5+4.2	0.95	1.59	2.66	1.90	5.20	6.80	0.37	1.07	2.19	1.65	4.85	9.90	1.24	2.07	3.48	1.40	6.80	8.10
1.5+2.5+5.0	0.87	1.44	2.89	1.90	5.20	7.30	0.33	1.04	2.17	1.51	4.72	9.80	1.13	1.89	3.78	1.60	6.80	8.30
1.5+3.5+3.5	0.92	2.14	2.14	1.80	5.20	7.30	0.37	1.07	2.15	1.65	4.85	9.70	1.20	2.80	2.80	1.30	6.80	8.20
2.0+2.0+2.0	1.73	1.73	1.73	1.80	5.20	6.50	0.37	1.07	2.06	1.65	4.85	9.34	2.27	2.27	2.27	1.30	6.80	8.00
2.0+2.0+2.5	1.60	1.60	2.00	1.80	5.20	7.00	0.37	1.06	2.21	1.65	4.81	10.00	2.09	2.09	2.62	1.30	6.80	8.00
2.0+2.0+3.5	1.39	1.39	2.43	1.90	5.20	7.20	0.39	1.05	2.17	1.75	4.76	9.80	1.81	1.81	3.17	1.40	6.80	8.10
2.0+2.0+4.2	1.27	1.27	2.66	1.90	5.20	7.20	0.39	1.04	2.15	1.75	4.72	9.70	1.66	1.66	3.48	1.40	6.80	8.10
2.0+2.0+5.0	1.16	1.16	2.89	1.90	5.20	7.30	0.35	1.03	2.19	1.59	4.67	9.91	1.51	1.51	3.78	1.60	6.80	8.30
2.0+2.5+2.5	1.49	1.86	1.86	1.80	5.20	7.10	0.39	1.05	2.12	1.75	4.76	9.60	1.94	2.43	2.43	1.30	6.80	8.00
2.0+2.5+3.5	1.30	1.63	2.28	1.90	5.20	7.20	0.39	1.04	2.15	1.75	4.72	9.70	1.70	2.13	2.98	1.50	6.80	8.10
2.0+2.5+4.2	1.20	1.49	2.51	1.90	5.20	7.20	0.39	1.04	2.14	1.75	4.72	9.65	1.56	1.95	3.28	1.50	6.80	8.10
2.0+3.5+3.5	1.16	2.02	2.02	1.90	5.20	7.30	0.39	1.04	2.15	1.75	4.72	9.70	1.51	2.64	2.64	1.50	6.80	8.20
2.5+2.5+2.5	1.73	1.73	1.73	1.90	5.20	7.10	0.39	1.04	2.19	1.75	4.72	9.90	2.27	2.27	2.27	1.40	6.80	8.00
2.5+2.5+3.5	1.53	1.53	2.14	1.90	5.20	7.20	0.39	1.04	2.16	1.75	4.72	9.75	2.00	2.00	2.80	1.50	6.80	8.10

Power input heating [kW]			Total current heating [A]			Power factor [%]	Seasonal data cooling				Seasonal data heating (average climate)						Seasonal data heating (warm climate)					
Min.	Nom.	Max.	Min.	Nom.	Max.		label	SEER	Pdesign	AEC	label	SCOP	Pdesign	AEC	Declared capacity at -10°C	Back-up heater capacity at -10°C	label	SCOP	Pdesign	AEC	Declared capacity at +2°C	Back-up heater capacity at +2°C
0.30	0.57	1.09	1.34	2.55	4.94	96	---	---	---	---	---	---	---	---	---	---	---	---	---	---	---	---
0.30	0.76	1.27	1.34	3.40	5.75	96	---	---	---	---	---	---	---	---	---	---	---	---	---	---	---	---
0.30	1.01	1.36	1.34	4.54	6.16	96	---	---	---	---	---	---	---	---	---	---	---	---	---	---	---	---
0.30	1.42	1.74	1.34	6.39	7.88	96	---	---	---	---	---	---	---	---	---	---	---	---	---	---	---	---
0.30	1.62	2.03	1.34	7.32	9.18	96	---	---	---	---	---	---	---	---	---	---	---	---	---	---	---	---
0.30	2.17	2.58	1.34	9.80	11.68	96	---	---	---	---	---	---	---	---	---	---	---	---	---	---	---	---
0.32	0.67	1.62	1.44	3.04	7.34	96	A+++	8.54	3.00	123	A++	4.60	3.60	1095	3.10	0.50	A+++	5.38	3.80	989	3.80	0
0.32	0.77	1.60	1.44	3.49	7.25	96	A+++	8.51	3.50	144	A++	4.65	3.60	1084	3.10	0.50	A+++	5.37	3.80	989	3.80	0
0.32	0.91	2.06	1.44	4.13	9.33	96	A++	8.47	4.00	166	A+	4.44	4.20	1325	3.50	0.70	A+++	5.37	3.80	990	3.80	0
0.32	1.22	2.25	1.44	5.53	10.19	96	A+++	8.51	5.00	206	A+	4.30	4.80	1562	4.00	0.80	A+++	5.37	3.80	990	3.80	0
0.32	1.42	2.23	1.44	6.44	10.10	96	A+++	8.50	5.20	215	A+	4.34	4.80	1546	4.00	0.80	A+++	5.37	3.80	990	3.80	0
0.32	1.58	2.30	1.44	7.16	10.42	96	A++	8.48	5.20	215	A+	4.47	4.80	1501	4.10	0.70	A+++	5.43	3.80	980	3.80	0
0.32	1.59	2.26	1.44	7.21	10.24	96	A++	8.45	4.00	166	A+	4.27	4.80	1573	3.90	0.90	A+++	5.36	3.80	992	3.80	0
0.32	1.58	2.25	1.44	7.16	10.19	96	A+++	8.50	4.50	186	A+	4.30	4.80	1563	3.90	0.90	A+++	5.36	3.80	992	3.80	0
0.32	1.57	2.26	1.44	7.12	10.24	96	A+++	8.53	5.20	214	A+	4.33	4.80	1552	4.00	0.80	A+++	5.36	3.80	993	3.80	0
0.32	1.56	2.24	1.44	7.07	10.14	96	A+++	8.52	5.20	214	A+	4.36	4.80	1541	4.00	0.80	A+++	5.36	3.80	992	3.80	0
0.32	1.53	2.28	1.44	6.93	10.32	96	A+++	8.51	5.20	214	A+	4.50	4.80	1492	4.10	0.70	A+++	5.43	3.80	980	3.80	0
0.32	1.53	2.23	1.44	6.93	10.10	96	A+++	8.59	5.00	204	A+	4.38	4.80	1533	3.90	0.90	A+++	5.36	3.80	992	3.80	0
0.32	1.53	2.35	1.44	6.93	10.64	96	A+++	8.58	5.20	213	A+	4.41	4.80	1523	4.00	0.80	A+++	5.36	3.80	993	3.80	0
0.32	1.52	2.33	1.44	6.89	10.55	96	A+++	8.56	5.20	213	A+	4.45	4.80	1508	4.00	0.80	A+++	5.37	3.80	991	3.80	0
0.32	1.50	2.33	1.44	6.80	10.52	96	A+++	8.53	5.20	214	A+	4.53	4.80	1482	4.10	0.70	A+++	5.43	3.80	980	3.80	0
0.32	1.52	2.38	1.44	6.89	10.78	96	A+++	8.57	5.20	213	A+	4.40	5.00	1590	4.10	0.90	A+++	5.35	3.80	993	3.80	0
0.32	1.51	2.36	1.44	6.84	10.69	96	A+++	8.55	5.20	213	A+	4.43	5.00	1579	4.10	0.90	A+++	5.36	3.80	993	3.80	0
0.32	1.50	2.30	1.44	6.80	10.42	96	A+++	8.50	5.20	215	A+	4.52	5.00	1548	4.20	0.80	A+++	5.43	3.80	980	3.80	0
0.32	1.50	2.35	1.44	6.80	10.62	96	A+++	8.54	5.20	213	A+	4.46	5.00	1569	4.10	0.90	A+++	5.36	3.80	993	3.80	0
0.32	1.40	2.12	1.44	6.35	9.60	96	A+++	8.58	4.50	184	A++	4.60	5.00	1522	4.10	0.90	A+++	5.45	3.80	976	3.80	0
0.32	1.40	2.10	1.44	6.35	9.51	96	A+++	8.51	5.20	214	A++	4.61	5.00	1518	4.10	0.90	A+++	5.58	3.80	954	3.80	0
0.32	1.39	2.08	1.44	6.30	9.42	96	A+++	8.50	5.20	215	A++	4.63	5.00	1512	4.10	0.90	A+++	5.57	3.80	954	3.80	0
0.32	1.38	2.13	1.44	6.25	9.65	96	A+++	8.50	5.20	215	A++	4.64	5.00	1506	4.10	0.90	A+++	5.57	3.80	955	3.80	0
0.32	1.38	2.11	1.44	6.25	9.56	96	A+++	8.50	5.20	215	A++	4.66	5.00	1500	4.10	0.90	A+++	5.57	3.80	955	3.80	0
0.32	1.32	2.09	1.44	5.98	9.47	96	A++	8.24	5.20	221	A++	4.83	5.00	1449	4.20	0.80	A+++	5.60	3.80	949	3.80	0
0.32	1.39	2.14	1.44	6.30	9.69	96	A+++	8.50	5.20	215	A++	4.62	5.00	1515	4.10	0.90	A+++	5.57	3.80	955	3.80	0
0.32	1.38	2.12	1.44	6.25	9.60	96	A+++	8.50	5.20	215	A++	4.63	5.00	1509	4.10	0.90	A+++	5.56	3.80	956	3.80	0
0.32	1.37	2.16	1.44	6.21	9.78	96	A+++	8.50	5.20	215	A++	4.65	5.00	1503	4.10	0.90	A+++	5.56	3.80	956	3.80	0
0.32	1.36	2.14	1.44	6.16	9.69	96	A+++	8.50	5.20	215	A++	4.67	5.00	1498	4.10	0.90	A+++	5.56	3.80	957	3.80	0
0.32	1.31	2.07	1.44	5.94	9.38	96	A++	8.24	5.20	221	A++	4.85	5.00	1443	4.20	0.80	A+++	5.59	3.80	951	3.80	0
0.32	1.38	2.12	1.44	6.25	9.60	96	A+++	8.52	5.20	214	A++	4.64	5.00	1507	4.10	0.90	A+++	5.55	3.80	958	3.80	0
0.32	1.37	2.13	1.44	6.21	9.65	96	A+++	8.51	5.20	214	A++	4.66	5.00	1501	4.10	0.90	A+++	5.55	3.80	958	3.80	0
0.32	1.36	2.11	1.44	6.16	9.56	96	A+++	8.50	5.20	214	A++	4.68	5.00	1495	4.10	0.90	A+++	5.55	3.80	958	3.80	0
0.32	1.30	2.09	1.44	5.89	9.47	96	A++	8.17	5.20	223	A++	4.86	5.00	1438	4.20	0.80	A+++	5.58	3.80	953	3.80	0
0.32	1.36	2.14	1.44	6.16	9.69	96	A+++	8.50	5.20	215	A++	4.70	5.00	1489	4.10	0.90	A+++	5.55	3.80	957	3.80	0
0.32	1.39	2.13	1.44	6.30	9.65	96	A+++	8.51	5.20	214	A++	4.61	5.00	1516	4.10	0.90	A+++	5.50	3.80	966	3.80	0
0.32	1.38	2.11	1.44	6.25	9.56	96	A+++	8.51	5.20	214	A++	4.63	5.00	1510	4.10	0.90	A+++	5.50	3.80	966	3.80	0
0.32	1.37	2.12	1.44	6.21	9.60	96	A+++	8.50	5.20	214	A++	4.66	5.00	1502	4.10	0.90	A+++	5.50	3.80	966	3.80	0
0.32	1.36	2.10	1.44	6.16	9.51	96	A+++	8.50	5.20	214	A++	4.68	5.00	1496	4.10	0.90	A+++	5.50	3.80	966	3.80	0
0.32	1.29	2.08	1.44	5.85	9.42	96	A++	8.14	5.20	224	A++	4.88	5.00	1434	4.20	0.80	A+++	5.56	3.80	957	3.80	0
0.32	1.37	2.09	1.44	6.21	9.47	96	A+++	8.51	5.20	214	A++	4.64	5.00	1508	4.10	0.90	A+++	5.50	3.80	968	3.80	0
0.32	1.36	2.11	1.44	6.16	9.56	96	A+++	8.50	5.20	215	A++	4.67	5.00	1499	4.10	0.90	A+++	5.49	3.80	968	3.80	0
0.32	1.35	2.11	1.44	6.12	9.56	96	A+++	8.50	5.20	214	A++	4.68	5.00	1493	4.10	0.90	A+++	5.49	3.80	970	3.80	0
0.32	1.35	2.15	1.44	6.12	9.74	96	A+++	8.50	5.20	215	A++	4.68	5.00	1496	4.10	0.90	A+++	5.49	3.80	968	3.80	0
0.32	1.36	2.07	1.44	6.16	9.38	96	A+++	8.50	5.20	215	A++	4.65	5.00	1505	4.10	0.90	A+++	5.50	3.80	966	3.80	0
0.32	1.35	2.09	1.44	6.12	9.47	96	A+++	8.50	5.20	215	A++	4.67	5.00	1496	4.10	0.90	A+++	5.50	3.80	966	3.80	0

Combination tables

Indoor unit	Cooling capacity [kW]			Total cooling capacity [kW]			Power input cooling [kW]			Total current cooling [A]			Heating capacity [kW]			Total heating capacity [kW]		
	Room A	Room B	Room C	Min.	Nom.	Max.	Min.	Nom.	Max.	Min.	Nom.	Max.	Room A	Room B	Room C	Min.	Nom.	Max.
1.5	1.60	---	---	1.52	1.60	2.49	0.40	0.42	0.59	1.82	1.98	2.71	1.60	---	---	1.52	1.60	2.49
2.0	2.00	---	---	1.65	2.00	3.00	0.41	0.43	0.67	1.89	2.08	3.08	2.00	---	---	1.66	2.00	2.68
2.5	2.50	---	---	1.74	2.50	3.44	0.44	0.44	0.82	2.00	2.62	3.77	2.50	---	---	1.74	2.50	3.44
3.5	3.50	---	---	1.93	3.50	4.86	0.46	0.46	1.43	2.09	3.84	6.53	3.50	---	---	1.93	3.50	4.86
4.2	4.20	---	---	1.93	4.20	5.33	0.46	0.46	1.43	2.09	3.93	6.56	---	---	4.20	1.93	4.20	5.33
5.0	5.00	---	---	1.94	5.00	6.03	0.44	0.44	2.13	2.00	7.20	9.77	---	---	5.00	1.94	5.00	6.03
6.0	6.00	---	---	1.94	6.00	6.51	0.44	0.44	2.13	2.00	7.29	9.77	---	---	6.00	1.94	6.00	6.51
1.5+1.5	1.50	1.50	---	1.95	3.00	4.79	0.40	0.51	1.15	1.81	2.34	5.25	1.50	1.50	---	1.95	3.00	4.79
1.5+2.0	1.50	2.00	---	1.95	3.50	4.96	0.40	0.62	1.22	1.81	2.84	5.58	1.50	2.00	---	1.95	3.50	4.96
1.5+2.5	1.50	2.50	---	1.95	4.00	5.28	0.40	0.75	1.36	1.81	3.44	6.23	1.50	2.50	---	1.95	4.00	5.28
1.5+3.5	1.50	3.50	---	1.95	5.00	6.17	0.39	1.04	1.83	1.77	4.76	8.39	1.50	3.50	---	1.95	5.00	6.17
1.5+4.2	1.50	4.20	---	1.95	5.70	6.39	0.39	1.27	1.96	1.77	5.82	8.97	1.50	4.20	---	1.95	5.70	6.39
1.5+5.0	1.50	5.00	---	1.95	6.50	7.08	0.38	1.50	2.23	1.73	6.87	10.22	1.50	5.00	---	1.95	6.50	7.08
1.5+6.0	1.36	5.44	---	1.96	6.80	7.59	0.37	1.62	2.36	1.68	7.42	10.79	1.36	5.44	---	1.96	6.80	7.59
2.0+2.0	2.00	2.00	---	1.95	4.00	5.12	0.40	0.75	1.29	1.81	3.44	5.91	2.00	2.00	---	1.95	4.00	5.12
2.0+2.5	2.00	2.50	---	1.95	4.50	5.44	0.40	0.89	1.43	1.81	4.08	6.56	2.00	2.50	---	1.95	4.50	5.44
2.0+3.5	2.00	3.50	---	1.95	5.50	6.30	0.39	1.17	1.91	1.77	5.36	8.76	2.00	3.50	---	1.95	5.50	6.30
2.0+4.2	2.00	4.20	---	1.95	6.20	6.51	0.39	1.43	2.05	1.77	6.55	9.37	2.00	4.20	---	1.95	6.20	6.51
2.0+5.0	1.94	4.86	---	1.95	6.80	7.26	0.38	1.59	2.36	1.73	7.28	10.79	1.94	4.86	---	1.95	6.80	7.26
2.0+6.0	1.70	5.10	---	1.96	6.80	7.71	0.37	1.61	2.45	1.68	7.37	11.20	1.70	5.10	---	1.96	6.80	7.71
2.5+2.5	2.50	2.50	---	1.95	5.00	6.10	0.41	1.01	1.78	1.89	4.63	8.15	2.50	2.50	---	1.95	5.00	6.10
2.5+3.5	2.50	3.50	---	1.95	6.00	6.57	0.40	1.29	2.11	1.81	5.91	9.65	2.50	3.50	---	1.95	6.00	6.57
2.5+4.2	2.50	4.20	---	1.95	6.70	6.95	0.40	1.51	2.38	1.81	6.92	10.88	2.50	4.20	---	1.95	6.70	6.95
2.5+5.0	2.27	4.53	---	1.95	6.80	7.37	0.37	1.50	2.45	1.68	6.87	11.20	2.27	4.53	---	1.95	6.80	7.37
2.5+6.0	2.00	4.80	---	1.96	6.80	7.71	0.35	1.48	2.45	1.60	6.78	11.20	2.00	4.80	---	1.96	6.80	7.71
3.5+3.5	3.40	3.40	---	1.95	6.80	7.13	0.38	1.45	2.37	1.73	6.64	10.83	3.40	3.40	---	1.95	6.80	7.13
3.5+4.2	3.09	3.71	---	1.95	6.80	7.24	0.38	1.45	2.46	1.73	6.64	11.24	3.09	3.71	---	1.95	6.80	7.24
3.5+5.0	2.80	4.00	---	1.95	6.80	7.76	0.35	1.42	2.78	1.60	6.50	12.71	2.80	4.00	---	1.95	6.80	7.76
3.5+6.0	2.51	4.29	---	2.26	6.80	8.07	0.40	1.40	2.72	1.81	6.41	12.46	2.51	4.29	---	2.26	6.80	8.07
4.2+4.2	3.40	3.40	---	1.95	6.80	7.14	0.38	1.44	2.37	1.73	6.60	10.83	---	3.40	3.40	1.95	6.80	7.14
4.2+5.0	3.10	3.70	---	1.95	6.80	7.77	0.35	1.41	2.78	1.60	6.46	12.71	---	3.10	3.70	1.95	6.80	7.77
4.2+6.0	2.80	4.00	---	2.26	6.80	8.08	0.40	1.40	2.72	1.81	6.41	12.46	---	2.80	4.00	2.26	6.80	8.08
5.0+5.0	3.40	3.40	---	2.34	6.80	8.22	0.43	1.38	2.98	1.98	6.32	13.65	---	3.40	3.40	2.34	6.80	8.22
5.0+6.0	3.09	3.71	---	2.47	6.80	8.45	0.44	1.37	2.92	2.02	6.28	13.36	---	3.09	3.71	2.47	6.80	8.45
1.5+1.5+1.5	1.50	1.50	1.50	1.96	4.50	6.40	0.39	0.61	1.57	1.77	2.80	7.17	1.50	1.50	1.50	1.96	4.50	6.40
1.5+1.5+2.0	1.44	1.44	1.92	1.96	4.80	6.56	0.39	0.70	1.65	1.77	3.21	7.54	1.44	1.44	1.92	1.96	4.80	6.56
1.5+1.5+2.5	1.42	1.42	2.36	1.96	5.20	6.72	0.39	0.83	1.73	1.77	3.81	7.90	1.36	1.36	2.27	1.96	5.00	6.72
1.5+1.5+3.5	1.50	1.50	3.50	1.96	6.50	7.11	0.38	1.56	1.92	1.73	7.14	8.80	1.50	1.50	3.50	1.96	6.50	7.11
1.5+1.5+4.2	1.42	1.42	3.97	1.96	6.80	7.33	0.38	1.80	2.05	1.73	8.24	9.37	1.42	1.42	3.97	1.96	6.80	7.33
1.5+1.5+5.0	1.28	1.28	4.25	1.96	6.80	7.74	0.36	1.75	2.22	1.64	8.01	10.14	1.28	1.28	4.25	1.96	6.80	7.74
1.5+1.5+6.0	1.13	1.13	4.53	2.31	6.80	7.99	0.40	1.73	2.17	1.85	7.92	9.94	1.13	1.13	4.53	2.31	6.80	7.99
1.5+2.0+2.0	1.50	2.00	2.00	1.96	5.50	6.48	0.39	1.01	1.61	1.77	4.63	7.37	1.50	2.00	2.00	1.96	5.50	6.48
1.5+2.0+2.5	1.50	2.00	2.50	1.96	6.00	6.87	0.39	1.32	1.81	1.77	6.05	8.26	1.50	2.00	2.50	1.96	6.00	6.87
1.5+2.0+3.5	1.46	1.94	3.40	1.96	6.80	7.25	0.38	1.80	2.01	1.73	8.24	9.21	1.46	1.94	3.40	1.96	6.80	7.25
1.5+2.0+4.2	1.32	1.77	3.71	1.96	6.80	7.47	0.38	1.79	2.14	1.73	8.20	9.78	1.32	1.77	3.71	1.96	6.80	7.47
1.5+2.0+5.0	1.20	1.60	4.00	1.96	6.80	7.87	0.36	1.74	2.31	1.64	7.97	10.55	1.20	1.60	4.00	1.96	6.80	7.87
1.5+2.0+6.0	1.07	1.43	4.29	2.31	6.80	8.13	0.40	1.72	2.26	1.85	7.88	10.35	1.07	1.43	4.29	2.31	6.80	8.13
1.5+2.5+2.5	1.50	2.50	2.50	1.96	6.50	7.10	0.38	1.63	1.92	1.73	7.46	8.80	1.50	2.50	2.50	1.96	6.50	7.10
1.5+2.5+3.5	1.36	2.27	3.17	1.96	6.80	7.60	0.36	1.79	2.23	1.64	8.20	10.18	1.36	2.27	3.17	1.96	6.80	7.60
1.5+2.5+4.2	1.24	2.07	3.48	1.96	6.80	7.81	0.36	1.78	2.35	1.64	8.15	10.75	1.24	2.07	3.48	1.96	6.80	7.81
1.5+2.5+5.0	1.13	1.89	3.78	1.96	6.80	7.95	0.36	1.74	2.35	1.64	7.97	10.75	1.13	1.89	3.78	1.96	6.80	7.95
1.5+2.5+6.0	1.02	1.70	4.08	2.31	6.80	8.42	0.41	1.71	2.44	1.89	7.83	11.16	1.02	1.70	4.08	2.31	6.80	8.42
1.5+3.5+3.5	1.20	2.80	2.80	1.96	6.80	7.94	0.37	1.77	2.45	1.68	8.11	11.20	1.20	2.80	2.80	1.96	6.80	7.94
1.5+3.5+4.2	1.11	2.59	3.10	1.96	6.80	8.13	0.37	1.76	2.58	1.68	8.06	11.81	1.11	2.59	3.10	1.96	6.80	8.13
1.5+3.5+5.0	1.02	2.38	3.40	1.96	6.80	8.46	0.33	1.72	2.72	1.52	7.88	12.46	1.02	2.38	3.40	1.96	6.80	8.46
1.5+3.5+6.0	0.93	2.16	3.71	2.31	6.80	8.56	0.41	1.70	2.53	1.89	7.79	11.57	0.93	2.16	3.71	2.31	6.80	8.56
1.5+4.2+4.2	1.03	2.88	2.88	1.96	6.80	8.26	0.37	1.75	2.68	1.68	8.01	12.26	1.03	2.88	2.88	1.96	6.80	8.26
1.5+4.2+5.0	0.95	2.67	3.18	1.96	6.80	8.53	0.33	1.71	2.77	1.52	7.83	12.67	0.95	2.67	3.18	1.96	6.80	8.53
2.0+2.0+2.0	2.00	2.00	2.00	1.96	6.00	6.64	0.39	1.34	1.68	1.77	6.14	7.70	2.00	2.00	2.00	1.96	6.00	6.64
2.0+2.0+2.5	2.00	2.00	2.50	1.96	6.50	7.03	0.39	1.63	1.89	1.77	7.46	8.64	2.00	2.00	2.50	1.96	6.50	7.03
2.0+2.0+3.5	1.81	1.81	3.17	1.96	6.80	7.40	0.38	1.79	2.09	1.73	8.20	9.57	1.81	1.81	3.17	1.96	6.80	7.40
2.0+2.0+4.2	1.66	1.66	3.48	1.96	6.80	7.61	0.38	1.78	2.23	1.73	8.15	10.18	1.66	1.66	3.48	1.96	6.80	7.61
2.0+2.0+5.0	1.51	1.51	3.78	1.96	6.80	8.01	0.36	1.74	2.39	1.64	7.97	10.96	1.51	1.51	3.78	1.96	6.80	8.01
2.0+2.0+6.0	1.36	1.36	4.08	2.31	6.80	8.27	0.40	1.71	2.35	1.85	7.83	10.75	1.36	1.36	4.08	2.31	6.80	8.27
2.0+2.5+2.5	1.94	2.43	2.43	1.96	6.80	7.24	0.38	1.77	2.01	1.73	8.11	9.21	1.94	2.43	2.43	1.96	6.80	7.24
2.0+2.5+3.5	1.70	2.13	2.98	1.96	6.80	7.74	0.36	1.76	2.31	1.64	8.06	10.55	1.70	2.13	2.98	1.96	6.80	7.74
2.0+2.5+4.2	1.56	1.95	3.28	1.96	6.80	7.94	0.36	1.75	2.45	1.64	8.01	11.20	1.56	1.95	3.28	1.96	6.80	7.94
2.0+2.5+5.0	1.43	1.79	3.58	1.96	6.80	8.08	0.36	1.71	2.44	1.64	7.83	11.16	1.43	1.79	3.58	1.96	6.80	8.08
2.0+2.5+6.0	1.30	1.62	3.89	2.31	6.80	8.55	0.41	1.69	2.53	1.89	7.74	11.57	1.30	1.62	3.89	2.31	6.80	8.55
2.0+3.5+3.5	1.51	2.64	2.64	1.96	6.80	8.07	0.37	1.74	2.54	1.68	7.97	11.61	1.51	2.64	2.64	1.96	6.80	8.07
2.0+3.5+4.2	1.40	2.45	2.94	1.96	6.80	8.25	0.37	1.74	2.68	1.68	7.97	12.26	1.40	2.45	2.94	1.96	6.80	8.25

Power input heating [kW]			Total current heating [A]			Power factor [%]	Seasonal data cooling				Seasonal data heating (average climate)						Seasonal data heating (warm climate)					
Min.	Nom.	Max.	Min.	Nom.	Max.		label	SEER	Pdesign	AEC	label	SCOP	Pdesign	AEC	Declared capacity at -10°C	Back-up heater capacity at -10°C	label	SCOP	Pdesign	AEC	Declared capacity at +2°C	Back-up heater capacity at +2°C
0.40	0.42	0.59	1.82	1.98	2.71	95	---	---	---	---	---	---	---	---	---	---	---	---	---	---	---	---
0.42	0.43	0.60	1.91	2.08	2.75	95	---	---	---	---	---	---	---	---	---	---	---	---	---	---	---	---
0.44	0.55	0.82	2.00	2.62	3.77	95	---	---	---	---	---	---	---	---	---	---	---	---	---	---	---	---
0.46	0.80	1.43	2.09	3.84	6.53	95	---	---	---	---	---	---	---	---	---	---	---	---	---	---	---	---
0.46	0.82	1.44	2.09	3.93	6.57	95	---	---	---	---	---	---	---	---	---	---	---	---	---	---	---	---
0.44	1.50	2.13	2.00	7.20	9.77	95	---	---	---	---	---	---	---	---	---	---	---	---	---	---	---	---
0.44	1.52	2.13	2.00	7.29	9.77	95	---	---	---	---	---	---	---	---	---	---	---	---	---	---	---	---
0.40	0.60	1.15	1.81	2.75	5.25	95	A++	7.29	3.00	144	A	3.85	3.80	1380	3.07	0.73	A+++	6.08	4.40	1012	4.40	0
0.40	0.74	1.22	1.81	3.38	5.58	95	A++	7.53	3.50	163	A	3.85	3.80	1380	3.08	0.72	A+++	6.10	4.40	1010	4.40	0
0.40	0.89	1.36	1.81	4.08	6.23	95	A++	7.75	4.00	181	A	3.87	3.80	1373	3.09	0.71	A+++	6.11	4.40	1008	4.40	0
0.39	1.24	1.83	1.77	5.68	8.39	95	A++	7.80	5.00	225	A	3.86	4.30	1558	3.39	0.91	A+++	6.13	4.40	1005	4.40	0
0.39	1.51	1.96	1.77	6.90	8.96	95	A++	7.84	5.70	255	A	3.88	4.30	1548	3.40	0.90	A+++	6.14	4.40	1003	4.40	0
0.38	1.78	2.23	1.73	8.14	10.22	95	A++	7.86	6.50	290	A	3.87	4.50	1628	3.55	0.95	A+++	6.17	4.40	998	4.40	0
0.37	1.93	2.36	1.68	8.82	10.79	95	A++	7.81	6.80	305	A	3.91	4.80	1717	3.73	1.07	A+++	6.21	4.40	992	4.40	0
0.40	0.89	1.29	1.81	4.08	5.91	95	A++	7.75	4.00	181	A	3.91	3.80	1361	3.09	0.71	A+++	6.10	4.40	1009	4.40	0
0.40	1.06	1.43	1.81	4.86	6.56	95	A++	7.80	4.50	202	A	3.92	3.80	1354	3.10	0.70	A+++	6.12	4.40	1007	4.40	0
0.39	1.39	1.91	1.77	6.38	8.76	95	A++	7.91	5.50	244	A	3.86	4.30	1558	3.39	0.91	A+++	6.13	4.40	1004	4.40	0
0.39	1.70	2.05	1.77	7.77	9.37	95	A++	7.88	6.20	276	A	3.88	4.30	1550	3.40	0.90	A+++	6.15	4.40	1002	4.40	0
0.38	1.90	2.36	1.73	8.68	10.79	95	A++	7.78	6.80	306	A	3.90	4.50	1612	3.55	0.95	A+++	6.19	4.40	996	4.40	0
0.37	1.92	2.45	1.68	8.78	11.20	95	A++	7.71	6.80	309	A	3.93	4.80	1710	3.73	1.07	A+++	6.22	4.40	990	4.40	0
0.41	1.20	1.78	1.89	5.51	8.15	95	A++	7.81	5.00	224	A	3.85	4.00	1455	3.22	0.78	A+++	6.14	4.40	1004	4.40	0
0.40	1.54	2.11	1.81	7.03	9.65	95	A++	7.94	6.00	265	A	3.83	4.30	1569	3.40	0.90	A+++	6.13	4.40	1004	4.40	0
0.40	1.79	2.38	1.81	8.21	10.88	95	A++	7.99	6.70	294	A	3.86	4.30	1559	3.41	0.89	A+++	6.14	4.40	1003	4.40	0
0.37	1.78	2.45	1.68	8.15	11.20	95	A++	7.93	6.80	300	A	3.84	4.50	1637	3.59	0.91	A+++	6.14	4.40	1003	4.40	0
0.35	1.76	2.45	1.60	8.06	11.20	95	A++	7.90	6.80	301	A	3.91	4.80	1716	3.80	1.00	A+++	6.14	4.40	1002	4.40	0
0.38	1.73	2.37	1.73	7.90	10.83	95	A++	8.02	6.80	297	A+	4.00	4.80	1680	3.73	1.07	A+++	6.14	4.40	1003	4.40	0
0.38	1.72	2.46	1.73	7.87	11.24	95	A++	8.00	6.80	298	A+	4.01	4.80	1675	3.75	1.05	A+++	6.14	4.40	1002	4.40	0
0.35	1.68	2.78	1.60	7.71	12.71	95	A++	7.92	6.80	301	A+	4.01	4.80	1675	3.78	1.02	A+++	6.14	4.40	1003	4.40	0
0.40	1.67	2.72	1.81	7.63	12.46	95	A++	7.89	6.80	302	A+	4.06	4.80	1652	3.79	1.01	A+++	6.14	4.40	1002	4.40	0
0.38	1.71	2.37	1.73	7.84	10.83	95	A++	7.98	6.80	298	A+	4.00	4.80	1679	3.76	1.04	A+++	6.16	4.40	1000	4.40	0
0.35	1.68	2.78	1.60	7.68	12.71	95	A++	7.90	6.80	302	A	3.93	5.20	1851	4.01	1.19	A+++	6.15	4.40	1001	4.40	0
0.40	1.66	2.72	1.81	7.60	12.46	95	A++	7.87	6.80	303	A+	4.03	5.20	1804	4.02	1.18	A+++	6.15	4.40	1002	4.40	0
0.43	1.64	2.98	1.98	7.52	13.65	95	A++	7.88	6.80	302	A+	4.06	5.20	1793	4.05	1.15	A+++	6.14	4.40	1002	4.40	0
0.44	1.63	2.92	2.02	7.44	13.36	95	A++	7.85	6.80	304	A+	4.09	5.20	1779	4.08	1.12	A+++	6.14	4.40	1003	4.40	0
0.39	0.61	1.57	1.77	2.80	7.17	95	A+++	8.54	4.50	185	A+	4.07	5.30	1822	4.19	1.11	A+++	5.65	4.40	1090	4.40	0
0.39	0.70	1.65	1.77	3.21	7.54	95	A+++	8.52	4.80	198	A+	4.08	5.30	1817	4.20	1.10	A+++	5.65	4.40	1089	4.40	0
0.39	0.80	1.73	1.77	3.67	7.90	95	A+++	8.50	5.00	206	A+	4.09	5.30	1810	4.21	1.09	A+++	5.66	4.40	1089	4.40	0
0.38	1.56	1.92	1.73	7.14	8.80	95	A++	7.85	6.50	290	A+	4.14	5.30	1793	4.23	1.07	A+++	5.66	4.40	1087	4.40	0
0.38	1.80	2.05	1.73	8.24	9.37	95	A++	7.71	6.80	309	A+	4.15	5.30	1786	4.24	1.06	A+++	5.67	4.40	1086	4.40	0
0.36	1.75	2.22	1.64	8.01	10.14	95	A++	7.64	6.80	312	A+	4.23	5.30	1752	4.28	1.02	A+++	5.69	4.40	1081	4.40	0
0.40	1.73	2.17	1.85	7.92	9.94	95	A++	7.62	6.80	313	A+	4.27	5.30	1735	4.30	1.00	A+++	5.71	4.40	1079	4.40	0
0.39	1.01	1.61	1.77	4.63	7.37	95	A++	8.17	5.50	236	A+	4.09	5.30	1814	4.21	1.09	A+++	5.66	4.40	1088	4.40	0
0.39	1.32	1.81	1.77	6.05	8.27	95	A++	7.90	6.00	266	A+	4.10	5.30	1807	4.22	1.08	A+++	5.66	4.40	1087	4.40	0
0.38	1.80	2.01	1.73	8.24	9.21	95	A++	7.71	6.80	309	A+	4.14	5.30	1793	4.23	1.07	A+++	5.67	4.40	1085	4.40	0
0.38	1.79	2.14	1.73	8.20	9.78	95	A++	7.69	6.80	310	A+	4.15	5.30	1786	4.24	1.06	A+++	5.68	4.40	1084	4.40	0
0.36	1.74	2.31	1.64	7.97	10.55	95	A++	7.63	6.80	312	A+	4.23	5.30	1752	4.28	1.02	A+++	5.70	4.40	1080	4.40	0
0.40	1.72	2.26	1.85	7.88	10.35	95	A++	7.60	6.80	313	A+	4.27	5.30	1735	4.30	1.00	A+++	5.71	4.40	1077	4.40	0
0.38	1.63	1.92	1.73	7.46	8.80	95	A++	7.76	6.50	294	A+	4.12	5.30	1800	4.22	1.08	A+++	5.67	4.40	1086	4.40	0
0.36	1.79	2.23	1.64	8.20	10.18	95	A++	7.69	6.80	310	A+	4.16	5.30	1782	4.24	1.06	A+++	5.68	4.40	1084	4.40	0
0.36	1.78	2.35	1.64	8.15	10.75	95	A++	7.67	6.80	310	A+	4.19	5.30	1768	4.26	1.04	A+++	5.68	4.40	1084	4.40	0
0.36	1.74	2.35	1.64	7.97	10.75	95	A++	7.61	6.80	313	A+	4.27	5.30	1735	4.30	1.00	A+++	5.71	4.40	1079	4.40	0
0.41	1.71	2.44	1.89	7.83	11.16	95	A++	7.59	6.80	314	A+	4.31	5.30	1719	4.31	0.99	A+++	5.72	4.40	1077	4.40	0
0.37	1.77	2.45	1.68	8.11	11.20	95	A++	7.67	6.80	311	A+	4.20	5.30	1765	4.26	1.04	A+++	5.69	4.40	1082	4.40	0
0.37	1.76	2.58	1.68	8.06	11.81	95	A++	7.65	6.80	311	A+	4.22	5.30	1755	4.27	1.03	A+++	5.69	4.40	1082	4.40	0
0.33	1.72	2.72	1.52	7.88	12.46	95	A++	7.58	6.80	314	A+	4.30	5.30	1722	4.31	0.99	A+++	5.72	4.40	1077	4.40	0
0.41	1.70	2.53	1.89	7.79	11.57	95	A++	7.56	6.80	315	A+	4.34	5.30	1707	4.33	0.97	A+++	5.73	4.40	1075	4.40	0
0.37	1.75	2.68	1.68	8.01	12.26	95	A++	7.63	6.80	312	A+	4.24	5.30	1748	4.28	1.02	A+++	5.71	4.40	1079	4.40	0
0.33	1.71	2.77	1.52	7.83	12.67	95	A++	7.56	6.80	315	A+	4.32	5.30	1716	4.32	0.98	A+++	5.73	4.40	1075	4.40	0
0.39	1.34	1.68	1.77	6.14	7.70	95	A++	7.84	6.00	268	A+	4.08	5.30	1819	4.20	1.10	A+++	5.67	4.40	1086	4.40	0
0.39	1.63	1.89	1.77	7.46	8.64	95	A++	7.76	6.50	294	A+	4.09	5.30	1814	4.21	1.09	A+++	5.68	4.40	1085	4.40	0
0.38	1.79	2.09	1.73	8.20	9.57	95	A++	7.69	6.80	310	A+	4.13	5.30	1796	4.23	1.07	A+++	5.69	4.40	1083	4.40	0
0.38	1.78	2.23	1.73	8.15	10.18	95	A++	7.67	6.80	310	A+	4.14	5.30	1789	4.24	1.06	A+++	5.69	4.40	1082	4.40	0
0.36	1.74	2.39	1.64	7.97	10.96	95	A++	7.61	6.80	313	A+	4.22	5.30	1755	4.27	1.03	A+++	5.72	4.40	1077	4.40	0
0.40	1.71	2.35	1.85	7.83	10.75	95	A++	7.59	6.80	314	A+	4.26	5.30	1739	4.29	1.01	A+++	5.73	4.40	1075	4.40	0
0.38	1.77	2.01	1.73	8.11	9.21	95	A++	7.71	6.80	309	A+	4.10	5.30	1807	4.22	1.08	A+++	5.68	4.40	1084	4.40	0
0.36	1.76	2.31	1.64	8.06	10.55	95	A++	7.69	6.80	310	A+	4.14	5.30	1789	4.24	1.06	A+++	5.69	4.40	1082	4.40	0
0.36	1.75	2.45	1.64	8.01	11.20	95	A++	7.68	6.80	310	A+	4.16	5.30	1782	4.24	1.06	A+++	5.70	4.40	1081	4.40	0
0.36	1.71	2.44	1.64	7.83	11.16	95	A++	7.61	6.80	313	A+	4.24	5.30	1748	4.28	1.02	A+++	5.72	4.40	1076	4.40	0
0.41	1.69	2.53	1.89	7.74	11.57	95	A++	7.58	6.80	314	A+	4.28	5.30	1732	4.30	1.00	A+++	5.73	4.40	1074	4.40	0
0.37	1.74	2.54	1.68	7.97	11.61	95	A++	7.67	6.80	311	A+	4.18	5.30	1772	4.25	1.05	A+++	5.71	4.40	1079	4.40	0
0.37	1.74	2.68	1.68	7.97	12.26	95	A++	7.65	6.80	311	A+	4.20	5.30	1765	4.26	1.04	A+++	5.71	4.40	1078	4.40	0

3MXM68A2V1B

Combination tables

Indoor unit	Cooling capacity [kW]			Total cooling capacity [kW]			Power input cooling [kW]			Total current cooling [A]			Heating capacity [kW]			Total heating capacity [kW]		
	Room A	Room B	Room C	Min.	Nom.	Max.	Min.	Nom.	Max.	Min.	Nom.	Max.	Room A	Room B	Room C	Min.	Nom.	Max.
2.0+3.5+5.0	1.30	2.27	3.24	2.28	6.80	8.58	0.40	1.69	2.82	1.85	7.74	12.91	1.30	2.27	3.24	2.28	6.80	8.58
2.0+4.2+4.2	1.31	2.75	2.75	1.96	6.80	8.37	0.37	1.73	2.77	1.68	7.92	12.67	1.31	2.75	2.75	1.96	6.80	8.37
2.5+2.5+2.5	2.27	2.27	2.27	1.96	6.80	7.53	0.38	1.76	2.18	1.73	8.06	9.98	2.27	2.27	2.27	1.96	6.80	7.53
2.5+2.5+3.5	2.00	2.00	2.80	1.96	6.80	7.94	0.36	1.72	2.45	1.64	7.88	11.20	2.00	2.00	2.80	1.96	6.80	7.94
2.5+2.5+4.2	1.85	1.85	3.10	1.96	6.80	8.12	0.36	1.71	2.58	1.64	7.83	11.81	1.85	1.85	3.10	1.96	6.80	8.12
2.5+2.5+5.0	1.70	1.70	3.40	2.28	6.80	8.45	0.40	1.67	2.72	1.85	7.65	12.46	1.70	1.70	3.40	2.28	6.80	8.45
2.5+2.5+6.0	1.55	1.55	3.71	2.42	6.80	8.74	0.40	1.65	2.67	1.85	7.56	12.22	1.55	1.55	3.71	2.42	6.80	8.74
2.5+3.5+3.5	1.79	2.51	2.51	2.27	6.80	8.30	0.40	1.70	2.72	1.85	7.79	12.46	1.79	2.51	2.51	2.27	6.80	8.30
2.5+3.5+4.2	1.67	2.33	2.80	2.27	6.80	8.43	0.40	1.69	2.82	1.85	7.74	12.91	1.67	2.33	2.80	2.27	6.80	8.43
2.5+3.5+5.0	1.55	2.16	3.09	2.48	6.80	8.74	0.42	1.65	2.96	1.94	7.56	13.56	1.55	2.16	3.09	2.48	6.80	8.74
2.5+4.2+4.2	1.56	2.62	2.62	2.27	6.80	8.49	0.40	1.68	2.87	1.85	7.69	13.12	1.56	2.62	2.62	2.27	6.80	8.49
3.5+3.5+3.5	2.27	2.27	2.27	2.38	6.80	8.59	0.40	1.68	2.96	1.81	7.69	13.56	2.27	2.27	2.27	2.38	6.80	8.59

Power input heating [kW]			Total current heating [A]			Power factor [%]	Seasonal data cooling				Seasonal data heating (average climate)						Seasonal data heating (warm climate)					
Min.	Nom.	Max.	Min.	Nom.	Max.		label	SEER	Pdesign	AEC	label	SCOP	Pdesign	AEC	Declared capacity at -10°C	Back-up heater capacity at -10°C	label	SCOP	Pdesign	AEC	Declared capacity at +2°C	Back-up heater capacity at +2°C
0.40	1.69	2.82	1.85	7.74	12.91	95	A++	7.58	6.80	314	A+	4.28	5.30	1732	4.30	1.00	A+++	5.73	4.40	1074	4.40	0
0.37	1.73	2.77	1.68	7.92	12.67	95	A++	7.63	6.80	312	A+	4.32	5.30	1716	4.32	0.98	A+++	5.69	4.40	1082	4.40	0
0.38	1.76	2.18	1.73	8.06	9.98	95	A++	7.70	6.80	310	A+	4.12	5.30	1800	4.22	1.08	A+++	5.69	4.40	1083	4.40	0
0.36	1.72	2.45	1.64	7.88	11.20	95	A++	7.62	6.80	313	A+	4.16	5.30	1782	4.24	1.06	A+++	5.70	4.40	1081	4.40	0
0.36	1.71	2.58	1.64	7.83	11.81	95	A++	7.60	6.80	313	A+	4.18	5.30	1775	4.25	1.05	A+++	5.70	4.40	1080	4.40	0
0.40	1.67	2.72	1.85	7.65	12.46	95	A++	7.53	6.80	316	A+	4.26	5.30	1742	4.29	1.01	A+++	5.73	4.40	1075	4.40	0
0.40	1.65	2.67	1.85	7.56	12.22	95	A++	7.51	6.80	317	A+	4.30	5.30	1726	4.31	0.99	A+++	5.73	4.40	1074	4.40	0
0.40	1.70	2.72	1.85	7.79	12.46	95	A++	7.59	6.80	314	A+	4.20	5.30	1765	4.26	1.04	A+++	5.71	4.40	1077	4.40	0
0.40	1.69	2.82	1.85	7.74	12.91	95	A++	7.58	6.80	314	A+	4.22	5.30	1758	4.27	1.03	A+++	5.72	4.40	1077	4.40	0
0.42	1.65	2.96	1.94	7.56	13.56	95	A++	7.50	6.80	317	A+	4.30	5.30	1726	4.31	0.99	A+++	5.74	4.40	1073	4.40	0
0.40	1.68	2.87	1.85	7.69	13.12	95	A++	7.56	6.80	315	A+	4.23	5.30	1752	4.28	1.02	A+++	5.72	4.40	1077	4.40	0
0.40	1.68	2.96	1.81	7.69	13.56	95	A++	7.57	6.80	315	A+	4.24	5.30	1748	4.28	1.02	A+++	5.72	4.40	1076	4.40	0

Combination tables

Indoor unit	Cooling capacity [kW]				Total cooling capacity [kW]			Power input cooling [kW]			Total current cooling [A]			Heating capacity [kW]				Total heating capacity [kW]		
	Room A	Room B	Room C	Room D	Min.	Nom.	Max.	Min.	Nom.	Max.	Min.	Nom.	Max.	Room A	Room B	Room C	Room D	Min.	Nom.	Max.
1.5	1.60	---	---	---	1.57	1.60	2.49	0.40	0.42	0.59	1.82	1.98	2.71	2.70	---	---	---	1.47	2.70	4.08
2.0	2.00	---	---	---	1.65	2.00	3.00	0.42	0.43	0.67	1.91	2.08	3.08	2.72	---	---	---	1.48	2.72	4.09
2.5	2.50	---	---	---	1.74	2.50	3.44	0.44	0.44	0.82	2.00	2.62	3.77	3.40	---	---	---	1.44	3.40	4.30
3.5	3.50	---	---	---	1.93	3.50	4.86	0.46	0.46	1.43	2.09	3.84	6.53	4.30	---	---	---	1.45	4.30	4.90
4.2	4.20	---	---	---	1.93	4.20	5.33	0.46	0.46	1.43	2.09	3.93	6.56	---	---	4.32	---	1.44	4.32	5.70
5.0	5.00	---	---	---	1.94	5.00	6.03	0.44	0.44	2.13	2.00	7.20	9.77	---	---	5.60	---	1.66	5.60	6.90
6.0	6.00	---	---	---	1.94	6.00	6.51	0.44	0.44	2.13	2.00	7.29	9.77	---	---	7.90	---	1.88	7.90	8.91
1.5+1.5	1.50	1.50	---	---	1.95	3.00	4.79	0.40	0.51	1.15	1.81	2.34	5.25	2.65	2.65	---	---	1.65	5.30	7.38
1.5+2.0	1.50	2.00	---	---	1.95	3.50	4.96	0.40	0.62	1.22	1.81	2.84	5.58	2.44	3.26	---	---	1.65	5.70	7.76
1.5+2.5	1.50	2.50	---	---	1.95	4.00	5.28	0.40	0.75	1.36	1.81	3.44	6.23	2.29	3.81	---	---	1.65	6.10	7.95
1.5+3.5	1.50	3.50	---	---	1.95	5.00	6.17	0.39	1.04	1.83	1.77	4.76	8.39	2.07	4.83	---	---	1.80	6.90	8.50
1.5+4.2	1.50	4.20	---	---	1.95	5.70	6.39	0.39	1.27	1.96	1.77	5.82	8.97	1.97	---	5.53	---	1.80	7.50	8.85
1.5+5.0	1.50	5.00	---	---	1.95	6.50	7.08	0.38	1.50	2.23	1.73	6.87	10.22	1.89	---	6.31	---	2.18	8.20	10.38
1.5+6.0	1.36	5.44	---	---	1.96	6.80	7.59	0.37	1.62	2.36	1.68	7.42	10.79	1.72	---	6.88	---	2.46	8.60	10.58
2.0+2.0	2.00	2.00	---	---	1.95	4.00	5.12	0.40	0.75	1.29	1.81	3.44	5.91	3.25	3.25	---	---	1.65	6.50	7.95
2.0+2.5	2.00	2.50	---	---	1.95	4.50	5.44	0.40	0.89	1.43	1.81	4.08	6.56	3.07	3.83	---	---	1.65	6.90	8.12
2.0+3.5	2.00	3.50	---	---	1.95	5.50	6.30	0.39	1.17	1.91	1.77	5.36	8.76	2.73	4.77	---	---	1.80	7.50	8.67
2.0+4.2	2.00	4.20	---	---	1.95	6.20	6.51	0.39	1.43	2.05	1.77	6.55	9.37	2.58	---	5.42	---	1.80	8.00	9.03
2.0+5.0	1.94	4.86	---	---	1.95	6.80	7.26	0.38	1.59	2.36	1.73	7.28	10.79	2.46	---	6.14	---	2.18	8.60	10.56
2.0+6.0	1.70	5.10	---	---	1.96	6.80	7.71	0.37	1.61	2.45	1.68	7.37	11.20	2.15	---	6.45	---	2.46	8.60	10.75
2.5+2.5	2.50	2.50	---	---	1.95	5.00	6.10	0.41	1.01	1.78	1.89	4.63	8.15	3.60	3.60	---	---	1.65	7.20	8.49
2.5+3.5	2.50	3.50	---	---	1.95	6.00	6.57	0.40	1.29	2.11	1.81	5.91	9.65	3.29	4.61	---	---	1.89	7.90	9.03
2.5+4.2	2.50	4.20	---	---	1.95	6.70	6.95	0.40	1.51	2.38	1.81	6.92	10.88	3.10	---	5.20	---	1.89	8.30	9.29
2.5+5.0	2.27	4.53	---	---	1.95	6.80	7.37	0.37	1.50	2.45	1.68	6.87	11.20	2.87	---	5.73	---	2.27	8.60	10.68
2.5+6.0	2.00	4.80	---	---	1.96	6.80	7.71	0.35	1.48	2.45	1.60	6.78	11.20	2.53	---	6.07	---	2.55	8.60	10.88
3.5+3.5	3.40	3.40	---	---	1.95	6.80	7.13	0.38	1.45	2.37	1.73	6.64	10.83	4.30	4.30	---	---	2.17	8.60	9.38
3.5+4.2	3.09	3.71	---	---	1.95	6.80	7.24	0.38	1.45	2.46	1.73	6.64	11.24	3.91	---	4.69	---	2.17	8.60	9.47
3.5+5.0	2.80	4.00	---	---	1.95	6.80	7.76	0.35	1.42	2.78	1.60	6.50	12.71	3.54	---	5.06	---	2.56	8.60	10.90
3.5+6.0	2.51	4.29	---	---	2.26	6.80	8.07	0.40	1.40	2.72	1.81	6.41	12.46	3.17	---	5.43	---	2.74	8.60	11.01
4.2+4.2	3.40	3.40	---	---	1.95	6.80	7.14	0.38	1.44	2.37	1.73	6.60	10.83	---	---	4.30	4.30	2.17	8.60	9.56
4.2+5.0	3.10	3.70	---	---	1.95	6.80	7.77	0.35	1.41	2.78	1.60	6.46	12.71	---	---	3.93	4.67	2.56	8.60	10.91
4.2+6.0	2.80	4.00	---	---	2.26	6.80	8.08	0.40	1.40	2.72	1.81	6.41	12.46	---	---	3.54	5.06	2.74	8.60	11.02
5.0+5.0	3.40	3.40	---	---	2.34	6.80	8.22	0.43	1.38	2.98	1.98	6.32	13.65	---	---	4.30	4.30	2.94	8.60	11.10
5.0+6.0	3.09	3.71	---	---	2.47	6.80	8.45	0.44	1.37	2.92	2.02	6.28	13.36	---	---	3.91	4.69	3.14	8.60	11.10
1.5+1.5+1.5	1.50	1.50	1.50	---	1.96	4.50	6.40	0.39	0.61	1.57	1.77	2.80	7.17	2.17	2.17	2.17	---	2.01	6.50	9.92
1.5+1.5+2.0	1.44	1.44	1.92	---	1.96	4.80	6.56	0.39	0.70	1.65	1.77	3.21	7.54	2.07	2.07	2.76	---	2.01	6.90	10.10
1.5+1.5+2.5	1.42	1.42	2.36	---	1.96	5.20	6.72	0.39	0.83	1.73	1.77	3.81	7.90	2.02	2.02	3.36	---	2.10	7.40	10.18
1.5+1.5+3.5	1.50	1.50	3.50	---	1.96	6.50	7.11	0.38	1.56	1.92	1.73	7.14	8.80	1.89	1.89	4.42	---	2.31	8.20	10.29
1.5+1.5+4.2	1.42	1.42	3.97	---	1.96	6.80	7.33	0.38	1.80	2.05	1.73	8.24	9.37	1.79	1.79	5.02	---	2.31	8.60	10.29
1.5+1.5+5.0	1.28	1.28	4.25	---	1.96	6.80	7.74	0.36	1.75	2.22	1.64	8.01	10.14	1.61	1.61	5.38	---	2.71	8.60	10.46
1.5+1.5+6.0	1.13	1.13	4.53	---	2.31	6.80	7.99	0.40	1.73	2.17	1.85	7.92	9.94	1.43	1.43	5.73	---	2.93	8.60	10.59
1.5+2.0+2.0	1.50	2.00	2.00	---	1.96	5.50	6.48	0.39	1.01	1.61	1.77	4.63	7.38	2.35	3.13	3.13	---	2.01	8.60	10.26
1.5+2.0+2.5	1.50	2.00	2.50	---	1.96	6.00	6.87	0.39	1.32	1.81	1.77	6.05	8.26	2.15	2.87	3.58	---	2.10	8.60	10.36
1.5+2.0+3.5	1.46	1.94	3.40	---	1.96	6.80	7.25	0.38	1.80	2.01	1.73	8.24	9.21	1.84	2.46	4.30	---	2.31	8.60	10.45
1.5+2.0+4.2	1.32	1.77	3.71	---	1.96	6.80	7.47	0.38	1.79	2.14	1.73	8.20	9.78	1.68	2.23	4.69	---	2.31	8.60	10.46
1.5+2.0+5.0	1.20	1.60	4.00	---	1.96	6.80	7.87	0.36	1.74	2.31	1.64	7.97	10.55	1.52	2.02	5.06	---	2.71	8.60	10.88
1.5+2.0+6.0	1.07	1.43	4.29	---	2.31	6.80	8.13	0.40	1.72	2.26	1.85	7.88	10.35	1.36	1.81	5.43	---	2.93	8.60	10.89
1.5+2.5+2.5	1.50	2.50	2.50	---	1.96	6.50	7.10	0.38	1.63	1.92	1.73	7.46	8.80	1.98	3.31	3.31	---	2.20	8.60	10.47
1.5+2.5+3.5	1.36	2.27	3.17	---	1.96	6.80	7.60	0.36	1.79	2.23	1.64	8.20	10.18	1.72	2.87	4.01	---	2.40	8.60	10.58
1.5+2.5+4.2	1.24	2.07	3.48	---	1.96	6.80	7.81	0.36	1.78	2.35	1.64	8.15	10.75	1.57	2.62	4.40	---	2.41	8.60	10.58
1.5+2.5+5.0	1.13	1.89	3.78	---	1.96	6.80	7.95	0.36	1.74	2.35	1.64	7.97	10.75	1.43	2.39	4.78	---	2.81	8.60	11.00
1.5+2.5+6.0	1.02	1.70	4.08	---	2.31	6.80	8.42	0.41	1.71	2.44	1.89	7.83	11.16	1.29	2.15	5.16	---	3.02	8.60	11.00
1.5+3.5+3.5	1.20	2.80	2.80	---	1.96	6.80	7.94	0.37	1.77	2.45	1.68	8.11	11.20	1.52	3.54	3.54	---	2.69	8.60	10.59
1.5+3.5+4.2	1.11	2.59	3.10	---	1.96	6.80	8.13	0.37	1.76	2.58	1.68	8.06	11.81	1.40	3.27	3.93	---	2.69	8.60	10.59
1.5+3.5+5.0	1.02	2.38	3.40	---	1.96	6.80	8.46	0.33	1.72	2.72	1.52	7.88	12.46	1.29	3.01	4.30	---	3.00	8.60	10.93
1.5+3.5+6.0	0.93	2.16	3.71	---	2.31	6.80	8.56	0.41	1.70	2.53	1.89	7.79	11.57	1.17	2.74	4.69	---	2.93	8.60	10.93
1.5+4.2+4.2	1.03	2.88	2.88	---	1.96	6.80	8.26	0.37	1.75	2.68	1.68	8.01	12.26	1.30	---	3.65	3.65	2.69	8.60	10.68
1.5+4.2+5.0	0.95	2.67	3.18	---	1.96	6.80	8.53	0.33	1.71	2.77	1.52	7.83	12.67	1.21	---	3.38	4.02	3.00	8.60	10.99
2.0+2.0+2.0	2.00	2.00	2.00	---	1.96	6.00	6.64	0.39	1.34	1.68	1.77	6.14	7.70	2.60	2.60	2.60	---	2.01	7.80	10.44
2.0+2.0+2.5	2.00	2.00	2.50	---	1.96	6.50	7.03	0.39	1.63	1.89	1.77	7.46	8.64	2.52	2.52	3.15	---	2.10	8.20	10.52
2.0+2.0+3.5	1.81	1.81	3.17	---	1.96	6.80	7.40	0.38	1.79	2.09	1.73	8.20	9.57	2.29	2.29	4.01	---	2.31	8.60	10.63
2.0+2.0+4.2	1.66	1.66	3.48	---	1.96	6.80	7.61	0.38	1.78	2.23	1.73	8.15	10.18	2.10	2.10	4.40	---	2.31	8.60	10.63
2.0+2.0+5.0	1.51	1.51	3.78	---	1.96	6.80	8.01	0.36	1.74	2.39	1.64	7.97	10.96	1.91	1.91	4.78	---	2.71	8.60	10.82
2.0+2.0+6.0	1.36	1.36	4.08	---	2.31	6.80	8.27	0.40	1.71	2.35	1.85	7.83	10.75	1.72	1.72	5.16	---	2.93	8.60	10.95
2.0+2.5+2.5	1.94	2.43	2.43	---	1.96	6.80	7.24	0.38	1.77	2.01	1.73	8.11	9.21	2.46	3.07	3.07	---	2.20	8.60	10.54
2.0+2.5+3.5	1.70	2.13	2.98	---	1.96	6.80	7.74	0.36	1.76	2.31	1.64	8.06	10.55	2.15	2.69	3.76	---	2.40	8.60	10.63
2.0+2.5+4.2	1.56	1.95	3.28	---	1.96	6.80	7.94	0.36	1.75	2.45	1.64	8.01	11.20	1.98	2.47	4.15	---	2.41	8.60	10.64
2.0+2.5+5.0	1.43	1.79	3.58	---	1.96	6.80	8.08	0.36	1.71	2.44	1.64	7.83	11.16	1.81	2.26	4.53	---	2.81	8.60	11.06
2.0+2.5+6.0	1.30	1.62	3.89	---	2.31	6.80	8.55	0.41	1.69	2.53	1.89	7.74	11.57	1.64	2.05	4.91	---	3.02	8.60	11.07
2.0+3.5+3.5	1.51	2.64	2.64	---	1.96	6.80	8.07	0.37	1.74	2.54	1.68	7.97	11.61	1.91	3.34	3.34	---	2.69	8.60	10.76
2.0+3.5+4.2	1.40	2.45	2.94	---	1.96	6.80	8.25	0.37	1.74	2.68	1.68	7.97	12.26	1.77	3.10	3.72	---	2.69	8.60	10.76

Power input heating [kW]			Total current heating [A]			Power factor [%]	Seasonal data cooling				Seasonal data heating (average climate)						Seasonal data heating (warm climate)					
Min.	Nom.	Max.	Min.	Nom.	Max.		label	SEER	Pdesign	AEC	label	SCOP	Pdesign	AEC	Declared capacity at -10°C	Back-up heater capacity at -10°C	label	SCOP	Pdesign	AEC	Declared capacity at +2°C	Back-up heater capacity at +2°C
0.42	0.73	1.22	1.91	3.35	5.58	95	---	---	---	---	---	---	---	---	---	---	---	---	---	---	---	---
0.43	0.74	1.28	1.95	3.39	5.86	95	---	---	---	---	---	---	---	---	---	---	---	---	---	---	---	---
0.42	1.03	1.37	1.91	4.72	6.27	95	---	---	---	---	---	---	---	---	---	---	---	---	---	---	---	---
0.40	1.42	1.75	1.82	6.50	8.01	95	---	---	---	---	---	---	---	---	---	---	---	---	---	---	---	---
0.40	1.41	2.04	1.82	6.46	9.34	95	---	---	---	---	---	---	---	---	---	---	---	---	---	---	---	---
0.39	1.84	2.59	1.78	8.43	11.85	95	---	---	---	---	---	---	---	---	---	---	---	---	---	---	---	---
0.37	2.65	2.64	1.69	12.13	12.08	95	---	---	---	---	---	---	---	---	---	---	---	---	---	---	---	---
0.36	1.19	1.83	1.63	5.45	8.38	95	A++	7.29	3.00	144	A	3.85	3.80	1380	3.07	0.73	A+++	6.08	4.40	1012	4.40	0
0.36	1.31	1.99	1.63	6.00	9.09	95	A++	7.53	3.50	163	A	3.85	3.80	1380	3.08	0.72	A+++	6.10	4.40	1010	4.40	0
0.36	1.43	2.06	1.63	6.55	9.43	95	A++	7.75	4.00	181	A	3.87	3.80	1373	3.09	0.71	A+++	6.11	4.40	1008	4.40	0
0.37	1.69	2.35	1.68	7.74	10.74	95	A++	7.80	5.00	225	A	3.86	4.30	1558	3.39	0.91	A+++	6.13	4.40	1005	4.40	0
0.37	1.90	2.57	1.68	8.70	11.75	95	A++	7.84	5.70	255	A	3.88	4.30	1548	3.40	0.90	A+++	6.14	4.40	1003	4.40	0
0.45	2.13	2.91	2.06	9.75	13.31	95	A++	7.86	6.50	290	A	3.87	4.50	1628	3.55	0.95	A+++	6.17	4.40	998	4.40	0
0.48	2.28	2.67	2.19	10.44	12.21	95	A++	7.81	6.80	305	A	3.91	4.80	1717	3.73	1.07	A+++	6.21	4.40	992	4.40	0
0.36	1.37	2.31	1.63	6.28	10.57	95	A++	7.75	4.00	181	A	3.91	3.80	1361	3.09	0.71	A+++	6.10	4.40	1009	4.40	0
0.36	1.52	2.32	1.63	6.96	10.62	95	A++	7.80	4.50	202	A	3.92	3.80	1354	3.10	0.70	A+++	6.12	4.40	1007	4.40	0
0.37	1.75	2.43	1.68	8.01	11.12	95	A++	7.91	5.50	244	A	3.86	4.30	1558	3.39	0.91	A+++	6.13	4.40	1004	4.40	0
0.37	1.98	2.66	1.68	9.07	12.17	95	A++	7.88	6.20	276	A	3.88	4.30	1550	3.40	0.90	A+++	6.15	4.40	1002	4.40	0
0.45	2.26	3.00	2.06	10.35	13.73	95	A++	7.78	6.80	306	A	3.90	4.50	1612	3.55	0.95	A+++	6.19	4.40	996	4.40	0
0.48	2.24	2.74	2.19	10.26	12.55	95	A++	7.71	6.80	309	A	3.93	4.80	1710	3.73	1.07	A+++	6.22	4.40	990	4.40	0
0.36	1.62	2.36	1.63	7.42	10.78	95	A++	7.81	5.00	224	A	3.85	4.00	1455	3.22	0.78	A+++	6.14	4.40	1004	4.40	0
0.38	1.91	2.66	1.72	8.75	12.17	95	A++	7.94	6.00	265	A	3.83	4.30	1569	3.40	0.90	A+++	6.13	4.40	1004	4.40	0
0.38	2.11	2.82	1.72	9.66	12.93	95	A++	7.99	6.70	294	A	3.86	4.30	1559	3.41	0.89	A+++	6.14	4.40	1003	4.40	0
0.46	2.24	3.09	2.11	10.26	14.15	95	A++	7.93	6.80	300	A	3.84	4.50	1637	3.59	0.91	A+++	6.14	4.40	1003	4.40	0
0.50	2.22	2.77	2.28	10.17	12.67	95	A++	7.90	6.80	301	A	3.91	4.80	1716	3.80	1.00	A+++	6.14	4.40	1002	4.40	0
0.42	2.26	2.86	1.94	10.35	13.09	95	A++	8.02	6.80	297	A+	4.00	4.80	1680	3.73	1.07	A+++	6.14	4.40	1003	4.40	0
0.42	2.26	2.91	1.94	10.35	13.31	95	A++	8.00	6.80	298	A+	4.01	4.80	1675	3.75	1.05	A+++	6.14	4.40	1002	4.40	0
0.51	2.22	3.13	2.32	10.17	14.32	95	A++	7.92	6.80	301	A+	4.01	4.80	1675	3.78	1.02	A+++	6.14	4.40	1003	4.40	0
0.52	2.21	2.76	2.37	10.12	12.63	95	A++	7.89	6.80	302	A+	4.06	4.80	1652	3.79	1.01	A+++	6.14	4.40	1002	4.40	0
0.42	2.22	2.94	1.94	10.17	13.47	95	A++	7.98	6.80	298	A+	4.00	4.80	1679	3.76	1.04	A+++	6.16	4.40	1000	4.40	0
0.51	2.21	3.19	2.32	10.12	14.61	95	A++	7.90	6.80	302	A	3.93	5.20	1851	4.01	1.19	A+++	6.15	4.40	1001	4.40	0
0.51	2.20	2.79	2.32	10.07	12.76	95	A++	7.87	6.80	303	A+	4.03	5.20	1804	4.02	1.18	A+++	6.15	4.40	1002	4.40	0
0.59	2.17	3.11	2.71	9.94	14.23	95	A++	7.88	6.80	302	A+	4.06	5.20	1793	4.05	1.15	A+++	6.14	4.40	1002	4.40	0
0.60	2.15	2.72	2.75	9.84	12.46	95	A++	7.85	6.80	304	A+	4.09	5.20	1779	4.08	1.12	A+++	6.14	4.40	1003	4.40	0
0.41	1.33	2.26	1.89	6.09	10.36	95	A+++	8.54	4.50	185	A+	4.07	5.30	1822	4.19	1.11	A+++	5.65	4.40	1090	4.40	0
0.41	1.46	2.34	1.89	6.69	10.69	95	A+++	8.52	4.80	198	A+	4.08	5.30	1817	4.20	1.10	A+++	5.65	4.40	1089	4.40	0
0.42	1.64	2.37	1.94	7.51	10.86	95	A+++	8.50	5.00	206	A+	4.09	5.30	1810	4.21	1.09	A+++	5.66	4.40	1089	4.40	0
0.44	1.87	2.49	2.02	8.56	11.41	95	A++	7.85	6.50	290	A+	4.14	5.30	1793	4.23	1.07	A+++	5.66	4.40	1087	4.40	0
0.44	2.03	2.49	2.02	9.30	11.41	95	A++	7.71	6.80	309	A+	4.15	5.30	1786	4.24	1.06	A+++	5.67	4.40	1086	4.40	0
0.55	2.01	2.57	2.50	9.20	11.75	95	A++	7.64	6.80	312	A+	4.23	5.30	1752	4.28	1.02	A+++	5.69	4.40	1081	4.40	0
0.55	1.99	2.31	2.50	9.11	10.57	95	A++	7.62	6.80	313	A+	4.27	5.30	1735	4.30	1.00	A+++	5.71	4.40	1079	4.40	0
0.41	2.05	2.41	1.89	9.39	11.03	95	A++	8.17	5.50	236	A+	4.09	5.30	1814	4.21	1.09	A+++	5.66	4.40	1088	4.40	0
0.42	2.04	2.44	1.94	9.34	11.16	95	A++	7.90	6.00	266	A+	4.10	5.30	1807	4.22	1.08	A+++	5.66	4.40	1087	4.40	0
0.44	2.02	2.58	2.02	9.25	11.79	95	A++	7.71	6.80	309	A+	4.14	5.30	1793	4.23	1.07	A+++	5.67	4.40	1085	4.40	0
0.44	2.01	2.57	2.02	9.20	11.75	95	A++	7.69	6.80	310	A+	4.15	5.30	1786	4.24	1.06	A+++	5.68	4.40	1084	4.40	0
0.55	2.00	2.64	2.50	9.16	12.08	95	A++	7.63	6.80	312	A+	4.23	5.30	1752	4.28	1.02	A+++	5.70	4.40	1080	4.40	0
0.55	1.98	2.38	2.50	9.07	10.91	95	A++	7.60	6.80	313	A+	4.27	5.30	1735	4.30	1.00	A+++	5.71	4.40	1077	4.40	0
0.45	2.03	2.44	2.06	9.30	11.16	95	A++	7.76	6.50	294	A+	4.12	5.30	1800	4.22	1.08	A+++	5.67	4.40	1086	4.40	0
0.47	2.02	2.57	2.15	9.25	11.75	95	A++	7.69	6.80	310	A+	4.16	5.30	1782	4.24	1.06	A+++	5.68	4.40	1084	4.40	0
0.47	2.00	2.57	2.15	9.16	11.75	95	A++	7.67	6.80	310	A+	4.19	5.30	1768	4.26	1.04	A+++	5.68	4.40	1084	4.40	0
0.56	1.99	2.64	2.58	9.11	12.08	95	A++	7.61	6.80	313	A+	4.27	5.30	1735	4.30	1.00	A+++	5.71	4.40	1079	4.40	0
0.57	1.97	2.38	2.62	9.02	10.91	95	A++	7.59	6.80	314	A+	4.31	5.30	1719	4.31	0.99	A+++	5.72	4.40	1077	4.40	0
0.55	1.99	2.57	2.50	9.11	11.75	95	A++	7.67	6.80	311	A+	4.20	5.30	1765	4.26	1.04	A+++	5.69	4.40	1082	4.40	0
0.55	1.98	2.56	2.50	9.07	11.71	95	A++	7.65	6.80	311	A+	4.22	5.30	1755	4.27	1.03	A+++	5.69	4.40	1082	4.40	0
0.62	1.97	2.59	2.84	9.02	11.87	95	A++	7.58	6.80	314	A+	4.30	5.30	1722	4.31	0.99	A+++	5.72	4.40	1077	4.40	0
0.55	1.96	2.37	2.50	8.98	10.86	95	A++	7.56	6.80	315	A+	4.34	5.30	1707	4.33	0.97	A+++	5.73	4.40	1075	4.40	0
0.55	1.98	2.59	2.50	9.07	11.87	95	A++	7.63	6.80	312	A+	4.24	5.30	1748	4.28	1.02	A+++	5.71	4.40	1079	4.40	0
0.62	1.96	2.67	2.84	8.98	12.21	95	A++	7.56	6.80	315	A+	4.32	5.30	1716	4.32	0.98	A+++	5.73	4.40	1075	4.40	0
0.41	1.72	2.48	1.89	7.88	11.37	95	A++	7.84	6.00	268	A+	4.07	5.30	1821	4.20	1.10	A+++	5.67	4.40	1086	4.40	0
0.42	1.83	2.52	1.94	8.38	11.54	95	A++	7.76	6.50	294	A+	4.09	5.30	1814	4.21	1.09	A+++	5.68	4.40	1085	4.40	0
0.44	2.04	2.65	2.02	9.34	12.13	95	A++	7.69	6.80	310	A+	4.13	5.30	1796	4.23	1.07	A+++	5.69	4.40	1083	4.40	0
0.44	2.02	2.65	2.02	9.25	12.13	95	A++	7.67	6.80	310	A+	4.14	5.30	1789	4.24	1.06	A+++	5.69	4.40	1082	4.40	0
0.55	2.00	2.72	2.50	9.16	12.46	95	A++	7.61	6.80	313	A+	4.22	5.30	1755	4.27	1.03	A+++	5.72	4.40	1077	4.40	0
0.55	1.99	2.46	2.50	9.11	11.24	95	A++	7.59	6.80	314	A+	4.26	5.30	1739	4.29	1.01	A+++	5.73	4.40	1075	4.40	0
0.43	1.97	2.61	1.98	9.02	11.96	95	A++	7.71	6.80	309	A+	4.10	5.30	1807	4.22	1.08	A+++	5.68	4.40	1084	4.40	0
0.46	2.02	2.65	2.11	9.25	12.13	95	A++	7.69	6.80	310	A+	4.14	5.30	1789	4.24	1.06	A+++	5.69	4.40	1082	4.40	0
0.46	2.01	2.64	2.11	9.20	12.08	95	A++	7.68	6.80	310	A+	4.16	5.30	1782	4.24	1.06	A+++	5.70	4.40	1081	4.40	0
0.56	1.98	2.75	2.58	9.07	12.59	95	A++	7.61	6.80	313	A+	4.24	5.30	1748	4.28	1.02	A+++	5.72	4.40	1076	4.40	0
0.56	1.98	2.43	2.58	9.07	11.12	95	A++	7.58	6.80	314	A+	4.28	5.30	1732	4.30	1.00	A+++	5.73	4.40	1074	4.40	0
0.52	2.00	2.70	2.37	9.16	12.34	95	A++	7.67	6.80	311	A+	4.18	5.30	1772	4.25	1.05	A+++	5.71	4.40	1079	4.40	0
0.52	1.99	2.69	2.37	9.11	12.29	95	A++	7.65	6.80	311	A+	4.20	5.30	1765	4.26	1.04	A+++	5.71	4.40	1078	4.40	0

Combination tables

Indoor unit	Cooling capacity [kW]				Total cooling capacity [kW]			Power input cooling [kW]			Total current cooling [A]			Heating capacity [kW]				Total heating capacity [kW]		
	Room A	Room B	Room C	Room D	Min.	Nom.	Max.	Min.	Nom.	Max.	Min.	Nom.	Max.	Room A	Room B	Room C	Room D	Min.	Nom.	Max.
2.0+3.5+5.0	1.30	2.27	3.24	---	2.28	6.80	8.58	0.40	1.69	2.82	1.85	7.74	12.91	1.64	2.87	4.10	---	3.00	8.60	11.11
2.0+4.2+4.2	1.31	2.75	2.75	---	1.96	6.80	8.37	0.37	1.73	2.77	1.68	7.92	12.67	1.65	---	3.47	3.47	2.69	8.60	10.77
2.5+2.5+2.5	2.27	2.27	2.27	---	1.96	6.80	7.53	0.38	1.76	2.18	1.73	8.06	9.98	2.87	2.87	2.87	---	2.31	8.60	10.65
2.5+2.5+3.5	2.00	2.00	2.80	---	1.96	6.80	7.94	0.36	1.72	2.45	1.64	7.88	11.20	2.53	2.53	3.54	---	2.50	8.60	10.87
2.5+2.5+4.2	1.85	1.85	3.10	---	1.96	6.80	8.12	0.36	1.71	2.58	1.64	7.83	11.81	2.34	2.34	3.93	---	2.50	8.60	10.88
2.5+2.5+5.0	1.70	1.70	3.40	---	2.28	6.80	8.45	0.40	1.67	2.72	1.85	7.65	12.46	2.15	2.15	4.30	---	2.91	8.60	11.07
2.5+2.5+6.0	1.55	1.55	3.71	---	2.42	6.80	8.74	0.40	1.65	2.67	1.85	7.56	12.22	1.95	1.95	4.69	---	3.12	8.60	11.08
2.5+3.5+3.5	1.79	2.51	2.51	---	2.27	6.80	8.30	0.40	1.70	2.72	1.85	7.79	12.46	2.26	3.17	3.17	---	2.78	8.60	11.00
2.5+3.5+4.2	1.67	2.33	2.80	---	2.27	6.80	8.43	0.40	1.69	2.82	1.85	7.74	12.91	2.11	2.95	3.54	---	2.79	8.60	11.01
2.5+3.5+5.0	1.55	2.16	3.09	---	2.48	6.80	8.74	0.42	1.65	2.96	1.94	7.56	13.56	1.95	2.74	3.91	---	3.19	8.60	11.08
2.5+4.2+4.2	1.56	2.62	2.62	---	2.27	6.80	8.49	0.40	1.68	2.87	1.85	7.69	13.12	1.97	---	3.31	3.31	2.79	8.60	11.01
3.5+3.5+3.5	2.27	2.27	2.27	---	2.38	6.80	8.59	0.40	1.68	2.96	1.81	7.69	13.56	2.87	2.87	2.87	---	2.98	8.60	11.06
1.5+1.5+1.5+1.5	1.65	1.65	1.65	1.65	1.97	6.60	7.02	0.38	1.38	1.61	1.73	6.32	7.38	1.95	1.95	1.95	1.95	2.47	7.80	10.07
1.5+1.5+1.5+2.0	1.52	1.52	1.52	2.03	1.97	6.60	7.22	0.38	1.37	1.69	1.73	6.28	7.72	1.89	1.89	1.89	2.52	2.47	8.20	10.25
1.5+1.5+1.5+2.5	1.41	1.41	1.41	2.36	1.97	6.60	7.45	0.36	1.35	1.78	1.64	6.18	8.15	1.84	1.84	1.84	3.07	2.57	8.60	10.36
1.5+1.5+1.5+3.5	1.28	1.28	1.28	2.98	1.97	6.80	7.87	0.37	1.58	1.99	1.68	7.24	9.12	1.61	1.61	1.61	3.76	2.77	8.60	10.46
1.5+1.5+1.5+4.2	1.17	1.17	1.17	3.28	1.97	6.80	8.04	0.37	1.58	2.07	1.68	7.24	9.49	1.48	1.48	1.48	4.15	2.78	8.60	10.46
1.5+1.5+1.5+5.0	1.07	1.07	1.07	3.58	2.45	6.80	8.28	0.42	1.54	2.27	1.94	7.05	10.39	1.36	1.36	1.36	4.53	3.10	8.60	10.52
1.5+1.5+1.5+6.0	0.97	0.97	0.97	3.89	2.48	6.80	8.38	0.40	1.52	2.08	1.81	6.96	9.53	1.23	1.23	1.23	4.91	3.04	8.60	10.88
1.5+1.5+2.0+2.0	1.46	1.46	1.94	1.94	1.97	6.80	7.45	0.38	1.60	1.78	1.73	7.33	8.15	1.84	1.84	2.46	2.46	2.47	8.60	10.44
1.5+1.5+2.0+2.5	1.36	1.36	1.81	2.27	1.97	6.80	7.62	0.36	1.58	1.87	1.64	7.24	8.55	1.72	1.72	2.29	2.87	2.57	8.60	10.54
1.5+1.5+2.0+3.5	1.20	1.20	1.60	2.80	1.97	6.80	8.03	0.37	1.57	2.07	1.68	7.19	9.49	1.52	1.52	2.02	3.54	2.77	8.60	10.64
1.5+1.5+2.0+4.2	1.11	1.11	1.48	3.10	1.97	6.80	8.19	0.37	1.56	2.16	1.68	7.14	9.90	1.40	1.40	1.87	3.93	2.78	8.60	10.65
1.5+1.5+2.0+5.0	1.02	1.02	1.36	3.40	2.45	6.80	8.43	0.42	1.53	2.36	1.94	7.01	10.78	1.29	1.29	1.72	4.30	3.10	8.60	10.71
1.5+1.5+2.0+6.0	0.93	0.93	1.24	3.71	2.48	6.80	8.56	0.40	1.51	2.18	1.81	6.92	9.98	1.17	1.17	1.56	4.69	3.04	8.60	11.07
1.5+1.5+2.5+2.5	1.28	1.28	2.13	2.13	1.97	6.80	7.70	0.36	1.58	1.90	1.64	7.24	8.72	1.61	1.61	2.69	2.69	2.67	8.60	10.55
1.5+1.5+2.5+3.5	1.13	1.13	1.89	2.64	2.32	6.80	8.11	0.46	1.56	2.12	2.11	7.14	9.69	1.43	1.43	2.39	3.34	2.98	8.60	10.65
1.5+1.5+2.5+4.2	1.05	1.05	1.75	2.94	2.32	6.80	8.27	0.46	1.55	2.21	2.11	7.10	10.10	1.33	1.33	2.22	3.72	2.98	8.60	10.65
1.5+1.5+2.5+5.0	0.97	0.97	1.62	3.24	2.45	6.80	8.70	0.42	1.52	2.46	1.94	6.96	11.24	1.23	1.23	2.05	4.10	3.10	8.60	10.90
1.5+1.5+3.5+3.5	1.02	1.02	2.38	2.38	2.32	6.80	8.57	0.46	1.55	2.39	2.11	7.10	10.92	1.29	1.29	3.01	3.01	3.18	8.60	10.75
1.5+1.5+3.5+4.2	0.95	0.95	2.22	2.67	2.44	6.80	8.65	0.50	1.54	2.44	2.27	7.05	11.16	1.21	1.21	2.81	3.38	2.99	8.60	10.85
1.5+2.0+2.0+2.0	1.36	1.81	1.81	1.81	1.97	6.80	7.61	0.38	1.59	1.87	1.73	7.28	8.55	1.72	2.29	2.29	2.29	2.47	8.60	10.63
1.5+2.0+2.0+2.5	1.28	1.70	1.70	2.13	1.97	6.80	7.78	0.36	1.58	1.95	1.64	7.24	8.92	1.61	2.15	2.15	2.69	2.57	8.60	10.72
1.5+2.0+2.0+3.5	1.13	1.51	1.51	2.64	2.32	6.80	8.18	0.46	1.57	2.16	2.11	7.19	9.90	1.43	1.91	1.91	3.34	2.77	8.60	10.83
1.5+2.0+2.0+4.2	1.05	1.40	1.40	2.94	2.32	6.80	8.34	0.46	1.56	2.25	2.11	7.14	10.31	1.33	1.77	1.77	3.72	2.78	8.60	10.84
1.5+2.0+2.0+5.0	0.97	1.30	1.30	3.24	2.45	6.80	8.77	0.42	1.53	2.51	1.94	7.01	11.49	1.23	1.64	1.64	4.10	3.10	8.60	10.90
1.5+2.0+2.5+2.5	1.20	1.60	2.00	2.00	1.97	6.80	7.86	0.36	1.58	1.99	1.64	7.24	9.12	1.52	2.02	2.53	2.53	2.67	8.60	10.72
1.5+2.0+2.5+3.5	1.07	1.43	1.79	2.51	2.32	6.80	8.26	0.46	1.56	2.21	2.11	7.14	10.10	1.36	1.81	2.26	3.17	2.98	8.60	10.83
1.5+2.0+2.5+4.2	1.00	1.33	1.67	2.80	2.32	6.80	8.43	0.46	1.55	2.30	2.11	7.10	10.51	1.26	1.69	2.11	3.54	2.98	8.60	10.84
1.5+2.0+2.5+5.0	0.93	1.24	1.55	3.09	2.45	6.80	8.85	0.42	1.52	2.55	1.94	6.96	11.69	1.17	1.56	1.95	3.91	3.10	8.60	11.09
1.5+2.0+3.5+3.5	0.97	1.30	2.27	2.27	1.98	6.80	8.64	0.37	1.55	2.44	1.68	7.10	11.16	1.23	1.64	2.87	2.87	3.18	8.60	10.93
1.5+2.5+2.5+2.5	1.13	1.89	1.89	1.89	1.97	6.80	8.18	0.33	1.57	2.16	1.52	7.19	9.90	1.43	2.39	2.39	2.39	2.77	8.60	10.73
1.5+2.5+2.5+3.5	1.02	1.70	1.70	2.38	2.32	6.80	8.49	0.40	1.55	2.34	1.81	7.10	10.71	1.29	2.15	2.15	3.01	3.08	8.60	10.92
1.5+2.5+2.5+4.2	0.95	1.59	1.59	2.67	2.32	6.80	8.50	0.41	1.55	2.34	1.89	7.10	10.71	1.21	2.01	2.01	3.38	2.98	8.60	11.01
1.5+2.5+3.5+3.5	0.93	1.55	2.16	2.16	2.32	6.80	8.71	0.40	1.54	2.48	1.81	7.05	11.36	1.17	1.95	2.74	2.74	3.18	8.60	11.02
2.0+2.0+2.0+2.0	1.70	1.70	1.70	1.70	1.97	6.80	7.78	0.38	1.58	1.95	1.73	7.24	8.92	2.15	2.15	2.15	2.15	2.47	8.60	10.81
2.0+2.0+2.0+2.5	1.60	1.60	1.60	2.00	1.97	6.80	7.95	0.36	1.58	2.04	1.64	7.24	9.33	2.02	2.02	2.02	2.53	2.57	8.60	10.90
2.0+2.0+2.0+3.5	1.43	1.43	1.43	2.51	1.97	6.80	8.33	0.37	1.56	2.25	1.68	7.14	10.31	1.81	1.81	1.81	3.17	2.77	8.60	11.00
2.0+2.0+2.0+4.2	1.33	1.33	1.33	2.80	1.97	6.80	8.49	0.37	1.55	2.34	1.68	7.10	10.71	1.69	1.69	1.69	3.54	2.78	8.60	11.01
2.0+2.0+2.0+5.0	1.24	1.24	1.24	3.09	2.45	6.80	8.91	0.42	1.52	2.61	1.94	6.96	11.93	1.56	1.56	1.56	3.91	3.10	8.60	11.08
2.0+2.0+2.5+2.5	1.51	1.51	1.89	1.89	1.97	6.80	8.10	0.37	1.57	2.12	1.68	7.19	9.69	1.91	1.91	2.39	2.39	2.67	8.60	10.91
2.0+2.0+2.5+3.5	1.36	1.36	1.70	2.38	2.32	6.80	8.49	0.41	1.55	2.34	1.89	7.10	10.71	1.72	1.72	2.15	3.01	2.98	8.60	11.01
2.0+2.0+2.5+4.2	1.27	1.27	1.59	2.67	2.32	6.80	8.64	0.41	1.55	2.44	1.89	7.10	11.16	1.61	1.61	2.01	3.38	2.98	8.60	11.01
2.0+2.0+3.5+3.5	1.24	1.24	2.16	2.16	2.44	6.80	8.78	0.41	1.55	2.53	1.89	7.10	11.57	1.56	1.56	2.74	2.74	3.18	8.60	11.12
2.0+2.5+2.5+2.5	1.43	1.79	1.79	1.79	1.97	6.80	8.33	0.37	1.56	2.25	1.68	7.14	10.31	1.81	2.26	2.26	2.26	2.77	8.60	10.91
2.0+2.5+2.5+3.5	1.30	1.62	1.62	2.27	2.32	6.80	8.63	0.41	1.55	2.44	1.89	7.10	11.16	1.64	2.05	2.05	2.87	3.08	8.60	11.11
2.5+2.5+2.5+2.5	1.70	1.70	1.70	1.70	2.32	6.80	8.56	0.42	1.55	2.39	1.94	7.10	10.92	2.15	2.15	2.15	2.15	2.88	8.60	11.10
2.5+2.5+2.5+3.5	1.55	1.55	1.55	2.16	2.44	6.80	8.90	0.42	1.54	2.63	1.94	7.05	12.02	1.95	1.95	1.95	2.74	3.18	8.60	11.11

Power input heating [kW]			Total current heating [A]			Power factor [%]	Seasonal data cooling				Seasonal data heating (average climate)						Seasonal data heating (warm climate)					
Min.	Nom.	Max.	Min.	Nom.	Max.		label	SEER	Pdesign	AEC	label	SCOP	Pdesign	AEC	Declared capacity at -10°C	Back-up heater capacity at -10°C	label	SCOP	Pdesign	AEC	Declared capacity at +2°C	Back-up heater capacity at +2°C
0.58	1.98	2.82	2.67	9.07	12.88	95	A++	7.58	6.80	314	A+	4.28	5.30	1732	4.30	1.00	A+++	5.73	4.40	1074	4.40	0
0.52	1.97	2.69	2.37	9.02	12.29	95	A++	7.63	6.80	312	A+	4.32	5.30	1716	4.32	0.98	A+++	5.69	4.40	1082	4.40	0
0.45	1.99	2.64	2.06	9.11	12.08	95	A++	7.70	6.80	310	A+	4.12	5.30	1800	4.22	1.08	A+++	5.69	4.40	1083	4.40	0
0.48	1.99	2.72	2.19	9.11	12.46	95	A++	7.62	6.80	313	A+	4.16	5.30	1782	4.24	1.06	A+++	5.70	4.40	1081	4.40	0
0.48	1.97	2.72	2.19	9.02	12.46	95	A++	7.60	6.80	313	A+	4.18	5.30	1775	4.25	1.05	A+++	5.70	4.40	1080	4.40	0
0.58	1.96	2.78	2.67	8.98	12.72	95	A++	7.53	6.80	316	A+	4.26	5.30	1742	4.29	1.01	A+++	5.73	4.40	1075	4.40	0
0.58	1.94	2.43	2.67	8.88	11.12	95	A++	7.51	6.80	317	A+	4.30	5.30	1726	4.31	0.99	A+++	5.73	4.40	1074	4.40	0
0.53	1.96	2.72	2.41	8.98	12.46	95	A++	7.59	6.80	314	A+	4.20	5.30	1765	4.26	1.04	A+++	5.71	4.40	1077	4.40	0
0.53	1.96	2.71	2.41	8.98	12.42	95	A++	7.58	6.80	314	A+	4.22	5.30	1758	4.27	1.03	A+++	5.72	4.40	1077	4.40	0
0.60	1.90	2.74	2.75	8.70	12.55	95	A++	7.50	6.80	317	A+	4.30	5.30	1726	4.31	0.99	A+++	5.74	4.40	1073	4.40	0
0.53	1.95	2.71	2.41	8.93	12.42	95	A++	7.56	6.80	315	A+	4.23	5.30	1752	4.28	1.02	A+++	5.72	4.40	1077	4.40	0
0.57	1.94	2.79	2.62	8.88	12.76	95	A++	7.57	6.80	315	A+	4.24	5.30	1748	4.28	1.02	A+++	5.72	4.40	1076	4.40	0
0.49	1.62	2.12	2.24	7.42	9.68	95	A+++	8.54	6.60	271	A+	4.18	5.80	1942	4.65	1.15	A+++	5.75	4.40	1071	4.40	0
0.49	1.77	2.19	2.24	8.11	10.02	95	A+++	8.52	6.60	271	A+	4.19	5.80	1937	4.66	1.14	A+++	5.77	4.40	1067	4.40	0
0.50	1.88	2.20	2.28	8.61	10.07	95	A+++	8.50	6.60	272	A+	4.19	5.80	1934	4.66	1.14	A+++	5.77	4.40	1066	4.40	0
0.54	1.84	2.21	2.45	8.43	10.11	95	A++	8.03	6.80	297	A+	4.24	5.80	1915	4.68	1.12	A+++	5.80	4.40	1061	4.40	0
0.53	1.84	2.20	2.41	8.43	10.06	95	A++	8.01	6.80	297	A+	4.27	5.80	1901	4.68	1.12	A+++	5.81	4.40	1060	4.40	0
0.59	1.83	2.13	2.71	8.38	9.73	95	A++	7.94	6.80	300	A+	4.28	5.80	1896	4.72	1.08	A+++	5.87	4.40	1050	4.40	0
0.45	1.79	1.98	2.06	8.20	9.05	95	A++	7.91	6.80	301	A+	4.38	5.80	1854	4.74	1.06	A+++	5.90	4.40	1044	4.40	0
0.49	1.87	2.26	2.24	8.56	10.36	95	A++	8.06	6.80	296	A+	4.20	5.80	1931	4.67	1.13	A+++	5.79	4.40	1064	4.40	0
0.50	1.87	2.27	2.28	8.56	10.39	95	A++	8.05	6.80	296	A+	4.21	5.80	1926	4.67	1.13	A+++	5.79	4.40	1063	4.40	0
0.54	1.84	2.26	2.45	8.43	10.34	95	A++	8.02	6.80	297	A+	4.28	5.80	1895	4.69	1.11	A+++	5.82	4.40	1058	4.40	0
0.53	1.82	2.25	2.41	8.33	10.30	95	A++	8.01	6.80	298	A+	4.32	5.80	1877	4.70	1.10	A+++	5.84	4.40	1055	4.40	0
0.59	1.82	2.20	2.71	8.33	10.06	95	A++	7.93	6.80	301	A+	4.34	5.80	1871	4.73	1.07	A+++	5.89	4.40	1045	4.40	0
0.45	1.78	2.04	2.06	8.15	9.35	95	A++	7.90	6.80	302	A+	4.44	5.80	1829	4.75	1.05	A+++	5.93	4.40	1039	4.40	0
0.52	1.86	2.23	2.37	8.52	10.19	95	A++	8.03	6.80	297	A+	4.22	5.80	1921	4.68	1.12	A+++	5.79	4.40	1064	4.40	0
0.59	1.82	2.27	2.71	8.33	10.40	95	A++	8.01	6.80	298	A+	4.32	5.80	1878	4.70	1.10	A+++	5.84	4.40	1054	4.40	0
0.58	1.81	2.27	2.67	8.29	10.40	95	A++	7.99	6.80	298	A+	4.34	5.80	1869	4.70	1.10	A+++	5.85	4.40	1053	4.40	0
0.59	1.80	2.25	2.71	8.24	10.30	95	A++	7.91	6.80	301	A+	4.38	5.80	1852	4.74	1.06	A+++	5.91	4.40	1041	4.40	0
0.64	1.78	2.30	2.93	8.15	10.53	95	A++	7.98	6.80	299	A+	4.45	5.80	1822	4.71	1.09	A+++	5.92	4.40	1040	4.40	0
0.58	1.78	2.34	2.67	8.15	10.69	95	A++	7.96	6.80	299	A++	4.60	5.80	1765	4.72	1.08	A+++	5.96	4.40	1033	4.40	0
0.49	1.87	2.34	2.24	8.56	10.69	95	A++	8.04	6.80	296	A+	4.21	5.80	1926	4.67	1.13	A+++	5.79	4.40	1064	4.40	0
0.50	1.86	2.35	2.28	8.52	10.76	95	A++	8.02	6.80	297	A+	4.22	5.80	1921	4.68	1.12	A+++	5.79	4.40	1064	4.40	0
0.54	1.81	2.36	2.45	8.29	10.80	95	A++	8.00	6.80	298	A+	4.32	5.80	1880	4.70	1.10	A+++	5.85	4.40	1053	4.40	0
0.53	1.80	2.35	2.41	8.24	10.74	95	A++	7.98	6.80	299	A+	4.33	5.80	1872	4.71	1.09	A+++	5.85	4.40	1052	4.40	0
0.59	1.79	2.26	2.71	8.20	10.36	95	A++	7.90	6.80	302	A+	4.36	5.80	1859	4.74	1.06	A+++	5.92	4.40	1041	4.40	0
0.52	1.86	2.29	2.37	8.52	10.48	95	A++	8.01	6.80	298	A+	4.23	5.80	1917	4.69	1.11	A+++	5.79	4.40	1063	4.40	0
0.59	1.80	2.35	2.71	8.24	10.74	95	A++	7.98	6.80	299	A+	4.34	5.80	1871	4.70	1.10	A+++	5.85	4.40	1052	4.40	0
0.58	1.80	2.35	2.67	8.24	10.74	95	A++	7.96	6.80	299	A+	4.35	5.80	1864	4.71	1.09	A+++	5.94	4.40	1037	4.40	0
0.59	1.79	2.33	2.71	8.20	10.66	95	A++	7.88	6.80	302	A+	4.38	5.80	1854	4.75	1.05	A+++	5.92	4.40	1041	4.40	0
0.64	1.78	2.37	2.93	8.15	10.86	95	A++	7.95	6.80	300	A++	4.62	5.80	1757	4.72	1.08	A+++	5.95	4.40	1034	4.40	0
0.55	1.85	2.29	2.50	8.47	10.48	95	A++	7.99	6.80	298	A+	4.24	5.80	1912	4.70	1.10	A+++	5.79	4.40	1063	4.40	0
0.62	1.79	2.38	2.84	8.20	10.91	95	A++	7.96	6.80	299	A+	4.37	5.80	1858	4.71	1.09	A+++	5.95	4.40	1036	4.40	0
0.58	1.78	2.41	2.67	8.15	11.03	95	A++	7.94	6.80	300	A+	4.39	5.80	1848	4.72	1.08	A+++	5.95	4.40	1035	4.40	0
0.64	1.76	2.41	2.93	8.06	11.03	95	A++	7.93	6.80	300	A++	4.63	5.80	1751	4.73	1.07	A+++	5.98	4.40	1031	4.40	0
0.49	1.86	2.40	2.24	8.52	10.99	95	A++	8.03	6.80	297	A+	4.22	5.80	1921	4.68	1.12	A+++	5.79	4.40	1064	4.40	0
0.50	1.86	2.41	2.28	8.52	11.03	95	A++	8.01	6.80	297	A+	4.23	5.80	1917	4.69	1.11	A+++	5.79	4.40	1063	4.40	0
0.54	1.79	2.42	2.45	8.20	11.07	95	A++	7.98	6.80	298	A+	4.38	5.80	1853	4.70	1.10	A+++	5.88	4.40	1047	4.40	0
0.53	1.80	2.42	2.41	8.24	11.07	95	A++	7.97	6.80	299	A+	4.40	5.80	1846	4.71	1.09	A+++	5.94	4.40	1036	4.40	0
0.59	1.78	2.34	2.71	8.15	10.69	95	A++	7.88	6.80	302	A+	4.42	5.80	1836	4.75	1.05	A+++	5.92	4.40	1040	4.40	0
0.52	1.85	2.36	2.37	8.47	10.82	95	A++	7.99	6.80	298	A+	4.24	5.80	1912	4.70	1.10	A+++	5.79	4.40	1063	4.40	0
0.56	1.78	2.42	2.58	8.15	11.07	95	A++	7.97	6.80	299	A+	4.39	5.80	1850	4.71	1.09	A+++	5.96	4.40	1034	4.40	0
0.56	1.78	2.42	2.58	8.15	11.07	95	A++	7.95	6.80	300	A+	4.40	5.80	1842	4.72	1.08	A+++	5.96	4.40	1033	4.40	0
0.61	1.76	2.45	2.80	8.06	11.20	95	A++	7.95	6.80	300	A++	4.65	5.80	1745	4.73	1.07	A+++	5.98	4.40	1030	4.40	0
0.54	1.84	2.36	2.45	8.43	10.82	95	A++	7.97	6.80	299	A+	4.26	5.80	1905	4.71	1.09	A+++	5.80	4.40	1062	4.40	0
0.59	1.78	2.46	2.71	8.15	11.24	95	A++	7.95	6.80	300	A+	4.39	5.80	1846	4.72	1.08	A+++	5.95	4.40	1034	4.40	0
0.54	1.84	2.38	2.45	8.43	10.91	95	A++	7.96	6.80	299	A+	4.27	5.80	1900	4.71	1.09	A+++	5.88	4.40	1047	4.40	0
0.60	1.79	2.37	2.75	8.20	10.86	95	A++	7.93	6.80	300	A+	4.42	5.80	1835	4.73	1.07	A+++	5.94	4.40	1037	4.40	0

Combination tables

Indoor unit	Cooling capacity [kW]				Total cooling capacity [kW]			Power input cooling [kW]			Total current cooling [A]			Heating capacity [kW]				Total heating capacity [kW]		
	Room A	Room B	Room C	Room D	Min.	Nom.	Max.	Min.	Nom.	Max.	Min.	Nom.	Max.	Room A	Room B	Room C	Room D	Min.	Nom.	Max.
1.5	1.80	---	---	---	1.73	1.80	2.96	0.42	0.34	0.58	1.88	---	---	---	1.25	1.88	4.10	0.29	0.51	1.23
2.0	2.00	---	---	---	1.78	2.00	3.08	0.45	0.38	0.62	2.46	---	---	---	1.28	2.46	4.26	0.30	0.66	1.29
2.5	2.50	---	---	---	1.85	2.50	3.65	0.48	0.48	0.81	3.08	---	---	---	1.33	3.08	4.73	0.32	0.86	1.38
3.5	3.50	---	---	---	1.95	3.50	4.90	0.49	0.76	1.33	4.31	---	---	---	1.45	4.31	5.31	0.33	1.39	1.68
4.2	4.20	---	---	---	1.98	4.20	5.33	0.49	1.01	1.47	---	5.18	---	---	1.49	5.18	6.16	0.34	1.63	1.90
5.0	5.00	---	---	---	2.05	5.00	6.03	0.46	1.30	1.74	---	6.15	---	---	1.86	6.15	7.40	0.43	1.74	2.77
6.0	6.00	---	---	---	2.15	6.00	6.80	0.46	1.77	2.28	---	7.38	---	---	2.15	7.38	9.00	0.53	2.15	3.11
7.1	7.10	---	---	---	2.26	7.10	7.45	0.49	2.53	2.83	---	8.74	---	---	2.45	8.74	9.36	0.57	2.71	3.45
1.5+1.5	1.50	1.50	---	---	1.98	3.00	4.79	0.45	0.56	1.02	1.85	1.85	---	---	1.45	3.70	7.43	0.41	0.86	1.84
1.5+2.0	1.50	2.00	---	---	2.01	3.50	4.96	0.49	0.69	1.11	1.84	2.46	---	---	1.51	4.30	7.81	0.41	1.01	2.00
1.5+2.5	1.50	2.50	---	---	2.03	4.00	5.28	0.44	0.83	1.25	1.84	3.06	---	---	1.65	4.90	8.00	0.45	1.17	2.07
1.5+3.5	1.50	3.50	---	---	2.05	5.00	6.17	0.42	1.16	1.59	1.83	4.27	---	---	1.94	6.10	8.55	0.52	1.64	2.36
1.5+4.2	1.50	4.20	---	---	2.12	5.70	6.52	0.46	1.43	1.79	1.84	5.16	---	---	2.14	7.00	8.90	0.55	1.94	2.58
1.5+5.0	1.50	5.00	---	---	2.20	6.50	7.12	0.47	1.70	2.01	1.85	6.15	---	---	2.38	8.00	10.43	0.50	2.11	2.92
1.5+6.0	1.48	5.92	---	---	2.32	7.40	7.77	0.51	2.16	2.38	1.80	7.20	---	---	2.66	9.00	10.63	0.52	2.30	2.68
1.5+7.1	1.40	6.60	---	---	2.47	8.00	8.43	0.54	2.45	2.81	1.67	7.93	---	---	2.96	9.60	10.65	0.55	2.47	2.42
2.0+2.0	2.00	2.00	---	---	1.95	4.00	5.41	0.46	0.84	1.34	2.45	2.45	---	---	1.65	4.90	8.00	0.32	1.16	2.32
2.0+2.5	2.00	2.50	---	---	2.00	4.50	5.85	0.46	0.99	1.50	2.44	3.06	---	---	1.80	5.50	8.17	0.35	1.34	2.33
2.0+3.5	2.00	3.50	---	---	2.10	5.50	6.51	0.46	1.35	1.79	2.44	4.26	---	---	2.09	6.70	8.72	0.40	1.70	2.44
2.0+4.2	2.00	4.20	---	---	2.17	6.20	6.91	0.46	1.64	2.00	2.45	5.15	---	---	2.28	7.60	9.08	0.44	1.98	2.67
2.0+5.0	2.00	5.00	---	---	2.25	7.00	7.45	0.47	1.95	2.21	2.43	6.07	---	---	2.52	8.50	10.61	0.52	2.28	3.01
2.0+6.0	1.85	5.55	---	---	2.39	7.40	8.08	0.51	2.16	2.57	2.33	6.98	---	---	2.79	9.30	10.80	0.54	2.42	2.75
2.0+7.1	1.76	6.24	---	---	2.53	8.00	8.65	0.54	2.45	3.00	2.11	7.49	---	---	3.10	9.60	10.90	0.57	2.47	2.66
2.5+2.5	2.50	2.50	---	---	2.05	5.00	6.28	0.42	1.17	1.69	3.05	3.05	---	---	1.94	6.10	8.54	0.39	1.68	2.37
2.5+3.5	2.50	3.50	---	---	2.15	6.00	6.75	0.46	1.55	1.93	3.04	4.26	---	---	2.23	7.30	9.10	0.52	2.02	2.67
2.5+4.2	2.50	4.20	---	---	2.22	6.70	7.23	0.46	1.89	2.20	3.06	5.14	---	---	2.44	8.20	9.37	0.54	2.28	2.83
2.5+5.0	2.47	4.93	---	---	2.32	7.40	7.80	0.50	2.16	2.39	3.00	6.00	---	---	2.66	9.00	10.70	0.54	2.51	3.10
2.5+6.0	2.35	5.65	---	---	2.46	8.00	8.35	0.54	2.45	2.75	2.82	6.78	---	---	2.94	9.60	10.90	0.55	2.63	2.78
2.5+7.1	2.08	5.92	---	---	2.60	8.00	8.65	0.54	2.45	3.10	2.50	7.10	---	---	3.23	9.60	10.90	0.59	2.50	2.70
3.5+3.5	3.50	3.50	---	---	2.25	7.00	7.45	0.46	2.04	2.31	4.25	4.25	---	---	2.52	8.50	9.55	0.55	2.47	2.87
3.5+4.2	3.50	4.20	---	---	2.35	7.70	7.81	0.50	2.47	2.57	4.09	4.91	---	---	2.71	9.00	10.16	0.57	2.69	3.19
3.5+5.0	3.29	4.71	---	---	2.46	8.00	7.98	0.53	2.45	2.63	3.91	5.59	---	---	2.94	9.50	10.92	0.58	2.66	3.14
3.5+6.0	2.95	5.05	---	---	2.58	8.00	8.61	0.54	2.49	3.04	3.54	6.06	---	---	3.21	9.60	11.03	0.57	2.48	2.77
3.5+7.1	2.64	5.36	---	---	2.74	8.00	8.64	0.58	2.46	2.86	3.17	6.43	---	---	3.52	9.60	11.05	0.63	2.42	2.61
4.2+4.2	4.00	4.00	---	---	2.44	8.00	7.82	0.53	2.66	2.74	4.75	4.75	---	---	2.91	9.50	9.98	0.59	2.55	2.95
4.2+5.0	3.65	4.35	---	---	2.54	8.00	8.17	0.53	2.45	2.82	4.38	5.22	---	---	3.13	9.60	10.93	0.60	2.59	3.20
4.2+6.0	3.29	4.71	---	---	2.68	8.00	8.63	0.58	2.49	3.15	3.95	5.65	---	---	3.41	9.60	11.05	0.61	2.39	2.80
4.2+7.1	2.97	5.03	---	---	2.83	8.00	8.81	0.62	2.46	3.38	3.57	6.03	---	---	3.70	9.60	11.07	0.66	2.38	2.60
5.0+5.0	4.00	4.00	---	---	2.65	8.00	8.33	0.57	2.39	2.78	4.80	4.80	---	---	3.35	9.60	11.10	0.63	2.46	3.12
5.0+6.0	3.64	4.36	---	---	2.79	8.00	8.81	0.62	2.35	3.15	4.36	5.24	---	---	3.62	9.60	11.12	0.62	2.35	2.73
5.0+7.1	3.31	4.69	---	---	2.94	8.00	9.08	0.62	2.35	3.32	3.97	5.63	---	---	3.93	9.60	11.14	0.66	2.33	2.57
6.0+6.0	4.00	4.00	---	---	2.93	8.00	9.42	0.62	2.35	3.49	4.80	4.80	---	---	3.90	9.60	11.14	0.63	2.27	2.55
6.0+7.1	3.66	4.34	---	---	3.22	8.00	9.44	0.58	2.34	3.57	4.40	5.20	---	---	4.20	9.60	11.16	0.67	2.26	2.54
7.1+7.1	4.00	4.00	---	---	3.38	8.00	9.47	0.61	2.30	3.57	4.80	4.80	---	---	4.51	9.60	11.20	0.73	2.20	2.48
1.5+1.5+1.5	1.50	1.50	1.50	---	2.00	4.50	6.40	0.44	0.90	1.41	1.83	1.83	1.83	---	1.80	5.50	9.95	0.40	1.14	2.27
1.5+1.5+2.0	1.50	1.50	2.00	---	2.05	5.00	6.56	0.48	1.04	1.50	1.83	1.83	2.44	---	1.94	6.10	10.13	0.41	1.32	2.35
1.5+1.5+2.5	1.50	1.50	2.50	---	2.10	5.50	6.72	0.48	1.21	1.59	1.83	1.83	3.05	---	2.09	6.70	10.21	0.43	1.49	2.38
1.5+1.5+3.5	1.50	1.50	3.50	---	2.20	6.50	7.13	0.48	1.55	1.82	1.85	1.85	4.31	---	2.38	8.00	10.32	0.47	1.88	2.50
1.5+1.5+4.2	1.50	1.50	4.20	---	2.28	7.20	7.60	0.48	1.86	2.03	1.81	1.81	5.08	---	2.58	8.70	10.32	0.49	2.15	2.50
1.5+1.5+5.0	1.39	1.39	4.63	---	2.39	7.40	8.10	0.52	1.87	2.21	1.74	1.74	5.81	---	2.79	9.30	10.49	0.50	2.21	2.58
1.5+1.5+6.0	1.33	1.33	5.33	---	2.52	8.00	8.55	0.55	2.15	2.45	1.58	1.58	6.33	---	3.07	9.50	11.14	0.51	2.20	2.50
1.5+1.5+7.1	1.19	1.19	5.62	---	2.67	8.00	9.07	0.59	2.15	2.76	1.43	1.43	6.75	---	3.38	9.60	11.17	0.54	2.21	2.49
1.5+2.0+2.0	1.50	2.00	2.00	---	2.10	5.50	6.54	0.48	1.21	1.55	1.83	2.44	2.44	---	2.09	6.70	10.29	0.43	1.49	2.42
1.5+2.0+2.5	1.50	2.00	2.50	---	2.15	6.00	6.89	0.48	1.39	1.70	1.83	2.43	3.04	---	2.23	7.30	10.39	0.45	1.68	2.45
1.5+2.0+3.5	1.50	2.00	3.50	---	2.25	7.00	7.47	0.48	1.76	1.98	1.82	2.43	4.25	---	2.52	8.50	10.48	0.49	2.06	2.59
1.5+2.0+4.2	1.50	2.00	4.20	---	2.35	7.70	7.92	0.51	2.09	2.20	1.75	2.34	4.91	---	2.71	9.00	10.49	0.51	2.22	2.58
1.5+2.0+5.0	1.41	1.88	4.71	---	2.46	8.00	8.31	0.54	2.18	2.33	1.69	2.26	5.65	---	2.94	9.60	10.91	0.52	2.34	2.65
1.5+2.0+6.0	1.26	1.68	5.05	---	2.58	8.00	8.86	0.55	2.15	2.63	1.52	2.02	6.06	---	3.21	9.60	11.14	0.53	2.22	2.50
1.5+2.0+7.1	1.13	1.51	5.36	---	2.74	8.00	9.26	0.59	2.15	2.89	1.36	1.81	6.43	---	3.52	9.60	11.17	0.56	2.21	2.49
1.5+2.5+2.5	1.50	2.50	2.50	---	2.20	6.50	7.11	0.48	1.56	1.82	1.85	3.08	3.08	---	2.38	8.00	10.50	0.47	1.95	2.45
1.5+2.5+3.5	1.48	2.47	3.45	---	2.32	7.40	7.82	0.51	1.95	2.14	1.80	3.00	4.20	---	2.66	9.00	10.61	0.51	2.22	2.58
1.5+2.5+4.2	1.46	2.44	4.10	---	2.42	8.00	8.25	0.51	2.25	2.37	1.76	2.93	4.92	---	2.86	9.60	10.61	0.53	2.42	2.58
1.5+2.5+5.0	1.33	2.22	4.44	---	2.52	8.00	8.64	0.54	2.18	2.51	1.60	2.67	5.33	---	3.07	9.60	11.03	0.54	2.34	2.65
1.5+2.5+6.0	1.20	2.00	4.80	---	2.65	8.00	9.07	0.55	2.15	2.76	1.44	2.40	5.76	---	3.35	9.60	11.14	0.55	2.22	2.50
1.5+2.5+7.1	1.08	1.80	5.12	---	2.80	8.00	9.37	0.59	2.15	2.95	1.30	2.16	6.14	---	3.65	9.60	11.17	0.58	2.21	2.49
1.5+3.5+3.5	1.41	3.29	3.29	---	2.46	8.00	8.38	0.54	2.24	2.44	1.69	3.95	3.95	---	2.94	9.60	10.62	0.55	2.38	2.58
1.5+3.5+4.2	1.30	3.04	3.65	---	2.54	8.00	8.64	0.54	2.24	2.60	1.57	3.65	4.38	---	3.13	9.60	10.77	0.57	2.38	2.61
1.5+3.5+5.0	1.20	2.80	4.00	---	2.65	8.00	8.83	0.58	2.15	2.65	1.44	3.36	4.80	---	3.35	9.60	10.96	0.57	2.34	2.60
1.5+3.5+6.0	1.09	2.55	4.36	---	2.79	8.00	9.27	0.59	2.14	2.91	1.31	3.05	5.24	---	3.62	9.60	11.15	0.58	2.22	2.50
1.5+3.5+7.1	0.99	2.31	4.69	---	2.94	8.00	9.47	0.62	2.14	3.05	1.19	2.78	5.63	---	3.93	9.60	11.18	0.62	2.21	2.48
1.5+4.2+4.2	1.21	3.39	3.39	---	2.64	8.00	8.65	0.58	2.24	2.70	1.45	4.07	4.07	---	3.33	9.60	10.78	0.59	2.38	2.61

Power input heating [kW]			Total current heating [A]			Power factor [%]	Seasonal data cooling				Seasonal data heating (average climate)						Seasonal data heating (warm climate)					
Min.	Nom.	Max.	Min.	Nom.	Max.		label	SEER	Pdesign	AEC	label	SCOP	Pdesign	AEC	Declared capacity at -10°C	Back-up heater capacity at -10°C	label	SCOP	Pdesign	AEC	Declared capacity at +2°C	Back-up heater capacity at +2°C
1.33	2.34	5.63	1.91	1.60	2.70	95	---	---	---	---	---	---	---	---	---	---	---	---	---	---	---	---
1.38	3.01	5.90	2.04	1.80	2.90	95	---	---	---	---	---	---	---	---	---	---	---	---	---	---	---	---
1.46	3.95	6.32	2.18	2.20	3.80	95	---	---	---	---	---	---	---	---	---	---	---	---	---	---	---	---
1.51	6.37	7.68	2.24	3.50	6.10	95	---	---	---	---	---	---	---	---	---	---	---	---	---	---	---	---
1.55	7.45	8.70	2.26	4.70	6.72	95	---	---	---	---	---	---	---	---	---	---	---	---	---	---	---	---
1.95	7.99	12.68	2.09	6.00	7.97	95	---	---	---	---	---	---	---	---	---	---	---	---	---	---	---	---
2.44	9.83	14.23	2.09	8.10	10.43	95	---	---	---	---	---	---	---	---	---	---	---	---	---	---	---	---
2.62	12.43	15.79	2.22	11.60	13.00	95	---	---	---	---	---	---	---	---	---	---	---	---	---	---	---	---
1.89	3.94	8.42	2.05	2.60	4.65	95	A++	6.96	3.00	151	A	3.88	3.27	1180	3.05	0.22	A+++	5.49	3.90	994	3.90	0
1.89	4.63	9.15	2.24	3.20	5.10	95	A++	7.09	3.50	173	A	3.88	3.27	1178	3.06	0.21	A+++	5.49	3.90	994	3.90	0
2.06	5.36	9.47	2.02	3.90	5.72	95	A++	7.18	4.00	195	A	3.89	3.27	1176	3.06	0.21	A+++	5.49	3.90	993	3.90	0
2.37	7.51	10.80	1.94	5.40	7.29	95	A++	7.33	5.00	239	A	3.92	3.57	1275	3.24	0.33	A+++	5.49	3.90	994	3.90	0
2.54	8.88	11.81	2.11	6.60	8.30	95	A++	7.34	5.70	272	A	3.92	3.57	1273	3.25	0.32	A+++	5.49	4.00	1019	4.00	0
2.28	9.66	13.36	2.15	7.80	9.20	95	A++	7.41	6.50	307	A+	4.01	4.27	1489	3.64	0.63	A+++	5.51	4.00	1016	4.00	0
2.37	10.53	12.27	2.32	9.90	10.90	95	A++	7.36	7.40	352	A+	4.03	4.27	1483	3.66	0.61	A+++	5.51	4.10	1042	4.10	0
2.50	11.31	11.56	2.48	11.30	13.00	95	A++	7.35	8.60	410	A+	4.04	4.27	1477	3.68	0.59	A+++	5.50	4.10	1042	4.10	0
1.46	5.31	10.62	2.11	3.90	6.12	95	A++	7.18	4.00	195	A	3.87	3.27	1183	3.06	0.21	A+++	5.49	3.90	994	3.90	0
1.59	6.14	10.66	2.11	4.60	7.00	95	A++	7.23	4.50	218	A	3.87	3.27	1181	3.06	0.21	A+++	5.50	3.90	993	3.90	0
1.85	7.79	11.17	2.11	6.20	8.30	95	A++	7.38	5.50	261	A	3.93	3.57	1271	3.25	0.32	A+++	5.49	4.00	1019	4.00	0
2.02	9.07	12.22	2.11	7.60	9.20	95	A++	7.39	6.20	294	A	3.93	3.57	1269	3.25	0.32	A+++	5.50	4.00	1019	4.00	0
2.37	10.44	13.78	2.15	9.00	10.11	95	A++	7.43	7.00	330	A+	4.04	4.27	1479	3.65	0.62	A+++	5.50	4.00	1017	4.00	0
2.45	11.08	12.59	2.32	9.90	11.80	95	A++	7.38	7.40	351	A+	4.05	4.27	1474	3.67	0.60	A+++	5.50	4.10	1043	4.10	0
2.62	11.31	12.17	2.48	11.30	13.80	95	A++	7.40	8.00	379	A+	4.07	4.27	1468	3.68	0.59	A+++	5.50	4.20	1068	4.20	0
1.76	7.69	10.85	1.94	5.40	7.80	95	A++	7.34	5.00	239	A	3.88	3.27	1179	3.07	0.20	A+++	5.50	3.90	993	3.90	0
2.37	9.25	12.22	2.11	7.10	8.82	95	A++	7.39	6.00	285	A	3.94	3.57	1268	3.25	0.32	A+++	5.51	4.00	1017	4.00	0
2.45	10.44	12.95	2.11	8.70	10.05	95	A++	7.45	6.70	315	A	3.95	3.57	1266	3.25	0.32	A+++	5.51	4.00	1016	4.00	0
2.45	11.49	14.19	2.27	9.90	11.00	95	A++	7.36	7.40	352	A+	4.07	4.27	1468	3.65	0.62	A+++	5.52	4.00	1015	4.00	0
2.54	12.04	12.72	2.48	11.30	12.60	95	A++	7.40	8.00	379	A+	4.08	4.27	1463	3.67	0.60	A+++	5.51	4.10	1040	4.10	0
2.71	11.45	12.36	2.48	11.30	14.19	95	A++	7.39	8.50	403	A+	4.10	4.27	1457	3.69	0.58	A+++	5.51	4.20	1066	4.20	0
2.54	11.31	13.14	2.11	9.40	10.57	95	A++	7.43	7.00	330	A+	4.04	4.27	1478	3.64	0.63	A+++	5.51	4.00	1015	4.00	0
2.62	12.32	15.25	2.27	11.40	11.76	95	A++	7.40	7.70	365	A+	4.05	4.27	1475	3.64	0.63	A+++	5.51	4.00	1015	4.00	0
2.67	12.18	14.37	2.44	11.30	12.02	95	A++	7.37	8.00	380	A+	4.04	4.97	1720	4.04	0.93	A+++	5.57	4.00	1005	4.00	0
2.62	11.36	12.68	2.48	11.50	13.91	95	A++	7.38	8.00	380	A+	4.06	4.97	1714	4.06	0.91	A+++	5.57	4.10	1031	4.10	0
2.88	11.08	11.95	2.65	11.30	13.09	95	A++	7.27	9.00	434	A+	4.07	4.97	1707	4.08	0.89	A+++	5.57	4.20	1056	4.20	0
2.71	11.68	11.82	2.44	12.20	12.52	95	A++	7.38	8.40	399	A+	4.06	4.27	1472	3.65	0.62	A+++	5.52	4.00	1015	4.00	0
2.75	11.86	14.65	2.44	11.20	12.91	95	A++	7.32	8.00	383	A+	4.11	4.97	1693	4.05	0.92	A+++	5.57	4.10	1030	4.10	0
2.80	10.94	12.81	2.65	11.50	14.44	95	A++	7.29	8.50	408	A+	4.12	4.97	1686	4.06	0.91	A+++	5.57	4.10	1031	4.10	0
3.01	10.90	11.90	2.82	11.30	15.45	95	A++	7.27	9.00	434	A+	4.14	4.97	1680	4.08	0.89	A+++	5.57	4.20	1056	4.20	0
2.88	11.26	14.28	2.61	11.00	12.70	95	A++	7.40	8.50	402	A+	4.00	6.23	2177	4.75	1.48	A+++	5.64	4.10	1018	4.10	0
2.84	10.76	12.49	2.82	10.80	14.42	95	A++	7.44	9.00	423	A+	4.02	6.23	2168	4.76	1.47	A+++	5.64	4.10	1018	4.10	0
3.01	10.67	11.76	2.82	10.80	15.21	95	A++	7.45	9.00	423	A+	4.03	6.23	2160	4.78	1.45	A+++	5.63	4.20	1043	4.20	0
2.88	10.39	11.67	2.82	10.80	15.99	95	A++	7.45	9.00	423	A+	4.03	6.23	2164	4.77	1.46	A+++	5.64	4.20	1043	4.20	0
3.05	10.35	11.62	2.70	10.70	16.34	95	A++	7.45	9.00	423	A+	4.04	6.23	2155	4.79	1.44	A+++	5.63	4.20	1043	4.20	0
3.36	10.07	11.86	2.90	10.60	16.36	95	A++	7.45	9.00	423	A+	4.04	6.23	2156	4.80	1.43	A+++	5.63	4.30	1069	4.30	0
1.85	5.22	10.39	2.02	4.20	6.44	95	A++	7.93	4.50	199	A	3.92	4.57	1631	3.85	0.72	A+++	5.87	3.60	858	3.60	0
1.89	6.05	10.76	2.19	4.80	6.86	95	A++	8.00	5.00	219	A	3.93	4.57	1626	3.85	0.72	A+++	5.86	3.70	883	3.70	0
1.98	6.82	10.89	2.19	5.60	7.29	95	A++	8.23	5.50	234	A	3.94	4.57	1621	3.85	0.72	A+++	5.85	3.70	885	3.70	0
2.15	8.61	11.44	2.19	7.20	8.40	95	A++	8.25	6.50	276	A	3.94	5.27	1871	4.26	1.01	A+++	5.88	3.80	905	3.80	0
2.24	9.84	11.44	2.19	8.50	9.40	95	A++	8.22	7.20	307	A	3.95	5.27	1865	4.26	1.01	A+++	5.86	3.80	907	3.80	0
2.28	10.12	11.81	2.36	8.60	10.20	95	A++	8.14	7.40	318	A+	4.04	6.23	2155	4.80	1.43	A+++	5.85	3.90	934	3.90	0
2.32	10.07	11.95	2.53	9.90	11.30	95	A++	8.09	8.00	346	A+	4.08	6.23	2138	4.82	1.41	A+++	5.80	4.00	964	4.00	0
2.45	10.12	11.91	2.69	9.90	12.70	95	A++	8.04	8.50	370	A+	4.11	6.23	2122	4.84	1.39	A+++	5.76	4.10	996	4.10	0
1.98	6.82	11.08	2.19	5.60	7.11	95	A++	8.21	5.50	235	A	3.93	4.57	1624	3.85	0.72	A+++	5.85	3.60	862	3.60	0
2.06	7.69	11.21	2.19	6.40	7.77	95	A++	8.20	6.00	256	A	3.96	4.57	1615	3.86	0.71	A+++	5.84	3.60	863	3.60	0
2.24	9.43	11.85	2.19	8.10	9.10	95	A++	8.23	7.00	298	A	3.94	5.27	1869	4.26	1.01	A+++	5.86	3.60	859	3.60	0
2.32	10.17	11.81	2.32	9.60	10.10	95	A++	8.16	7.70	331	A	3.96	5.27	1863	4.26	1.01	A+++	5.85	3.70	885	3.70	0
2.37	10.71	12.13	2.48	10.00	10.70	95	A++	8.08	8.00	347	A+	4.05	6.23	2153	4.81	1.42	A+++	5.83	3.80	912	3.80	0
2.41	10.17	11.95	2.53	9.90	12.10	95	A++	8.07	8.00	347	A+	4.08	6.23	2136	4.82	1.41	A+++	5.79	3.90	943	3.90	0
2.58	10.12	11.91	2.69	9.90	13.30	95	A++	7.98	9.00	395	A+	4.11	6.23	2120	4.84	1.39	A+++	5.75	4.00	974	4.00	0
2.15	8.93	11.21	2.19	7.20	8.40	95	A++	8.21	6.50	278	A	3.97	4.57	1610	3.86	0.71	A+++	5.87	3.60	859	3.60	0
2.32	10.17	11.81	2.32	9.00	9.90	95	A++	8.19	7.40	317	A	3.97	5.27	1858	4.26	1.01	A+++	5.89	3.70	879	3.70	0
2.41	11.08	11.81	2.32	10.30	10.90	95	A++	8.07	8.20	356	A	3.98	5.27	1852	4.27	1.00	A+++	5.88	3.70	881	3.70	0
2.45	10.71	12.13	2.48	10.00	11.50	95	A++	8.08	8.00	347	A+	4.07	6.23	2140	4.81	1.42	A+++	5.86	3.80	907	3.80	0
2.50	10.17	11.95	2.53	9.90	12.70	95	A++	8.04	8.50	370	A+	4.10	6.23	2124	4.83	1.40	A+++	5.82	3.90	938	3.90	0
2.67	10.12	11.91	2.69	9.90	13.60	95	A++	7.98	9.00	395	A+	4.13	6.23	2108	4.85	1.38	A+++	5.78	4.00	969	4.00	0
2.54	10.90	11.81	2.48	10.30	11.20	95	A++	8.05	8.00	348	A+	4.01	6.23	2173	4.80	1.43	A+++	5.96	3.70	868	3.70	0
2.62	10.90	12.48	2.48	10.30	11.91	95	A++	8.04	8.00	349	A+	4.01	6.23	2174	4.80	1.43	A+++	5.91	3.70	876	3.70	0
2.62	10.71	11.90	2.65	9.90	12.13	95	A++	8.04	8.50	370	A+	4.05	6.23	2149	4.81	1.42	A+++	5.78	3.90	945	3.90	0
2.67	10.17	11.95	2.69	9.80	13.33	95	A++	7.98	9.00	395	A+	4.08	6.23	2133	4.83	1.40	A+++	5.74	4.00	976	4.00	0
2.84	10.12	11.86	2.82	9.80	13.95	95	A++	7.99	9.00	394	A+	4.11	6.23	2117	4.85	1.38	A+++	5.70	4.00	983	4.00	0
2.71	10.90	12.48	2.65	10.30	12.36	95	A++	8.20	9.90	423	A+	4.01	6.23	2174	4.81	1.42	A+++	5.87	3.80	907	3.80	0

Combination tables

Indoor unit	Cooling capacity [kW]				Total cooling capacity [kW]			Power input cooling [kW]			Total current cooling [A]			Heating capacity [kW]				Total heating capacity [kW]		
	Room A	Room B	Room C	Room D	Min.	Nom.	Max.	Min.	Nom.	Max.	Min.	Nom.	Max.	Room A	Room B	Room C	Room D	Min.	Nom.	Max.
1.5+4.2+5.0	1.12	3.14	3.74	---	2.75	8.00	8.84	0.58	2.14	2.75	1.35	3.77	4.49	---	3.54	9.60	11.02	0.62	2.34	2.68
1.5+4.2+6.0	1.03	2.87	4.10	---	2.89	8.00	9.47	0.62	2.14	3.01	1.23	3.45	4.92	---	3.81	9.60	11.27	0.60	2.22	2.80
1.5+4.2+7.1	0.94	2.63	4.44	---	3.04	8.00	9.49	0.65	2.14	3.09	1.13	3.15	5.33	---	4.12	9.60	11.30	0.67	2.21	2.78
1.5+5.0+5.0	1.04	3.48	3.48	---	2.86	8.00	9.23	0.62	2.09	2.83	1.25	4.17	4.17	---	3.76	9.60	11.17	0.62	2.25	2.83
1.5+5.0+6.0	0.96	3.20	3.84	---	3.00	8.00	9.66	0.63	2.08	3.03	1.15	3.84	4.61	---	4.04	9.60	11.41	0.63	2.14	2.75
1.5+5.0+7.1	0.88	2.94	4.18	---	3.32	8.00	9.68	0.58	2.08	3.07	1.06	3.53	5.01	---	4.35	9.60	11.44	0.67	2.13	2.73
1.5+6.0+6.0	0.89	3.56	3.56	---	3.13	8.00	9.83	0.66	2.05	3.11	1.07	4.27	4.27	---	4.31	9.60	11.65	0.64	2.07	2.67
2.0+2.0+2.0	2.00	2.00	2.00	---	2.15	6.00	6.76	0.48	1.39	1.69	2.50	2.50	2.50	---	2.23	7.50	10.47	0.45	1.73	2.49
2.0+2.0+2.5	2.00	2.00	2.50	---	2.20	6.50	7.10	0.48	1.58	1.82	2.46	2.46	3.08	---	2.38	8.00	10.55	0.47	1.87	2.53
2.0+2.0+3.5	1.97	1.97	3.45	---	2.32	7.40	7.80	0.51	1.96	2.14	2.40	2.40	4.20	---	2.66	9.00	10.66	0.51	2.21	2.66
2.0+2.0+4.2	1.95	1.95	4.10	---	2.42	8.00	8.23	0.51	2.25	2.37	2.29	2.29	4.81	---	2.86	9.40	10.66	0.53	2.41	2.66
2.0+2.0+5.0	1.78	1.78	4.44	---	2.52	8.00	8.63	0.54	2.18	2.51	2.13	2.13	5.33	---	3.07	9.60	10.90	0.54	2.38	2.73
2.0+2.0+6.0	1.60	1.60	4.80	---	2.65	8.00	9.06	0.55	2.15	2.76	1.92	1.92	5.76	---	3.35	9.60	11.14	0.55	2.26	2.50
2.0+2.0+7.1	1.44	1.44	5.12	---	2.80	8.00	9.45	0.59	2.15	3.02	1.73	1.73	6.14	---	3.65	9.60	11.17	0.58	2.25	2.49
2.0+2.5+2.5	2.00	2.50	2.50	---	2.25	7.00	7.45	0.48	1.79	1.98	2.43	3.04	3.04	---	2.52	8.50	10.57	0.49	2.10	2.62
2.0+2.5+3.5	1.85	2.31	3.24	---	2.39	7.40	8.13	0.51	1.95	2.31	2.33	2.91	4.07	---	2.79	9.30	10.66	0.53	2.39	2.66
2.0+2.5+4.2	1.84	2.30	3.86	---	2.48	8.00	8.45	0.54	2.25	2.49	2.21	2.76	4.63	---	2.99	9.60	10.67	0.55	2.50	2.64
2.0+2.5+5.0	1.68	2.11	4.21	---	2.58	8.00	8.79	0.54	2.18	2.61	2.02	2.53	5.05	---	3.21	9.60	11.09	0.55	2.34	2.76
2.0+2.5+6.0	1.52	1.90	4.57	---	2.72	8.00	9.26	0.59	2.15	2.88	1.83	2.29	5.49	---	3.49	9.60	11.14	0.56	2.22	2.50
2.0+2.5+7.1	1.38	1.72	4.90	---	2.87	8.00	9.55	0.62	2.15	3.08	1.66	2.07	5.88	---	3.79	9.60	11.17	0.60	2.21	2.49
2.0+3.5+3.5	1.78	3.11	3.11	---	2.52	8.00	8.58	0.54	2.24	2.56	2.13	3.73	3.73	---	3.07	9.60	10.76	0.55	2.38	2.61
2.0+3.5+4.2	1.65	2.89	3.46	---	2.61	8.00	8.64	0.58	2.24	2.67	1.98	3.46	4.16	---	3.26	9.60	10.77	0.59	2.38	2.61
2.0+3.5+5.0	1.52	2.67	3.81	---	2.72	8.00	8.83	0.58	2.15	2.72	1.83	3.20	4.57	---	3.49	9.60	11.14	0.59	2.34	2.83
2.0+3.5+6.0	1.39	2.43	4.17	---	2.86	8.00	9.46	0.62	2.14	3.01	1.67	2.92	5.01	---	3.76	9.60	11.15	0.60	2.22	2.50
2.0+3.5+7.1	1.27	2.22	4.51	---	3.01	8.00	9.47	0.62	2.14	2.94	1.52	2.67	5.41	---	4.07	9.60	11.18	0.65	2.21	2.48
2.0+4.2+4.2	1.54	3.23	3.23	---	2.71	8.00	8.65	0.58	2.24	2.80	1.85	3.88	3.88	---	3.46	9.60	10.78	0.61	2.38	2.61
2.0+4.2+5.0	1.43	3.00	3.57	---	2.82	8.00	9.05	0.62	2.14	2.88	1.71	3.60	4.29	---	3.68	9.60	10.91	0.64	2.34	2.57
2.0+4.2+6.0	1.31	2.75	3.93	---	2.95	8.00	9.47	0.62	2.14	3.08	1.57	3.30	4.72	---	3.96	9.60	11.15	0.63	2.22	2.49
2.0+4.2+7.1	1.20	2.53	4.27	---	3.11	8.00	9.49	0.65	2.14	3.16	1.44	3.03	5.12	---	4.26	9.60	11.19	0.69	2.21	2.48
2.0+5.0+5.0	1.33	3.33	3.33	---	2.93	8.00	9.23	0.62	2.09	2.90	1.60	4.00	4.00	---	3.90	9.60	11.04	0.64	2.25	2.53
2.0+5.0+6.0	1.23	3.08	3.69	---	3.06	8.00	9.66	0.65	2.08	3.06	1.48	3.69	4.43	---	4.17	9.60	11.28	0.65	2.14	2.50
2.0+5.0+7.1	1.13	2.84	4.03	---	3.32	8.00	9.68	0.58	2.08	3.07	1.36	3.40	4.83	---	4.48	9.60	11.32	0.70	2.13	2.49
2.0+6.0+6.0	1.14	3.43	3.43	---	3.32	8.00	10.16	0.58	2.05	3.22	1.37	4.11	4.11	---	4.45	9.60	11.52	0.66	2.07	2.43
2.5+2.5+2.5	2.47	2.47	2.47	---	2.32	7.40	7.79	0.51	1.96	2.14	3.20	3.20	3.20	---	2.66	9.60	10.70	0.51	2.49	2.65
2.5+2.5+3.5	2.35	2.35	3.29	---	2.46	8.00	8.35	0.54	2.25	2.43	2.82	2.82	3.95	---	2.94	9.60	10.90	0.55	2.46	2.73
2.5+2.5+4.2	2.17	2.17	3.65	---	2.54	8.00	8.61	0.54	2.24	2.63	2.61	2.61	4.38	---	3.13	9.60	11.02	0.57	2.44	2.81
2.5+2.5+5.0	2.00	2.00	4.00	---	2.65	8.00	8.80	0.58	2.15	2.68	2.40	2.40	4.80	---	3.35	9.60	11.10	0.57	2.35	2.79
2.5+2.5+6.0	1.82	1.82	4.36	---	2.79	8.00	9.33	0.59	2.15	2.94	2.18	2.18	5.24	---	3.62	9.60	11.14	0.58	2.26	2.50
2.5+2.5+7.1	1.65	1.65	4.69	---	2.94	8.00	9.54	0.62	2.14	3.11	1.98	1.98	5.63	---	3.93	9.60	11.17	0.62	2.26	2.49
2.5+3.5+3.5	2.11	2.95	2.95	---	2.58	8.00	8.64	0.54	2.24	2.57	2.53	3.54	3.54	---	3.21	9.60	11.03	0.57	2.41	2.73
2.5+3.5+4.2	1.96	2.75	3.29	---	2.68	8.00	8.65	0.58	2.23	2.73	2.35	3.29	3.95	---	3.41	9.60	11.04	0.61	2.39	2.72
2.5+3.5+5.0	1.82	2.55	3.64	---	2.79	8.00	8.85	0.62	2.14	2.78	2.18	3.05	4.36	---	3.62	9.60	11.10	0.62	2.30	2.75
2.5+3.5+6.0	1.67	2.33	4.00	---	2.93	8.00	9.47	0.62	2.14	3.05	2.00	2.80	4.80	---	3.90	9.60	11.15	0.63	2.25	2.50
2.5+3.5+7.1	1.53	2.14	4.34	---	3.08	8.00	9.49	0.65	2.14	2.94	1.83	2.56	5.20	---	4.20	9.60	11.18	0.67	2.21	2.48
2.5+4.2+4.2	1.83	3.08	3.08	---	2.78	8.00	8.67	0.62	2.23	2.80	2.20	3.70	3.70	---	3.60	9.60	11.04	0.64	2.37	2.72
2.5+4.2+5.0	1.71	2.87	3.42	---	2.89	8.00	9.06	0.62	2.14	2.92	2.05	3.45	4.10	---	3.81	9.60	11.10	0.66	2.28	2.57
2.5+4.2+6.0	1.57	2.65	3.78	---	3.02	8.00	9.48	0.62	2.14	3.12	1.89	3.17	4.54	---	4.09	9.60	11.15	0.65	2.24	2.49
2.5+4.2+7.1	1.45	2.43	4.12	---	3.29	8.00	9.50	0.58	2.13	3.16	1.74	2.92	4.94	---	4.40	9.60	11.19	0.71	2.20	2.48
2.5+5.0+5.0	1.60	3.20	3.20	---	3.00	8.00	9.24	0.65	2.09	2.90	1.92	3.84	3.84	---	4.04	9.60	11.04	0.67	2.26	2.53
2.5+5.0+6.0	1.48	2.96	3.56	---	3.13	8.00	9.68	0.65	2.08	3.07	1.78	3.56	4.27	---	4.31	9.60	11.28	0.68	2.18	2.50
2.5+6.0+6.0	1.38	3.31	3.31	---	3.32	8.00	10.18	0.58	2.05	3.22	1.66	3.97	3.97	---	4.59	9.60	11.52	0.68	2.11	2.43
3.5+3.5+3.5	2.67	2.67	2.67	---	2.72	8.00	8.79	0.58	2.20	2.70	3.20	3.20	3.20	---	3.49	9.60	11.09	0.61	2.42	2.80
3.5+3.5+4.2	2.50	2.50	3.00	---	2.82	8.00	8.80	0.62	2.20	2.91	3.00	3.00	3.60	---	3.68	9.60	11.09	0.66	2.40	2.61
3.5+3.5+5.0	2.33	2.33	3.33	---	2.93	8.00	8.99	0.62	2.14	2.89	2.80	2.80	4.00	---	3.90	9.60	11.10	0.66	2.37	2.57
3.5+3.5+6.0	2.15	2.15	3.69	---	3.06	8.00	9.52	0.65	2.13	2.94	2.58	2.58	4.43	---	4.17	9.60	11.15	0.67	2.22	2.49
3.5+3.5+7.1	1.99	1.99	4.03	---	3.30	8.00	9.54	0.58	2.10	3.13	2.38	2.38	4.83	---	4.48	9.60	11.19	0.71	2.21	2.48
3.5+4.2+4.2	2.35	2.82	2.82	---	2.91	8.00	9.01	0.62	2.20	2.94	2.82	3.39	3.39	---	3.88	9.60	10.80	0.68	2.38	2.60
3.5+4.2+5.0	2.20	2.65	3.15	---	3.02	8.00	9.21	0.65	2.13	2.96	2.65	3.17	3.78	---	4.09	9.60	10.92	0.71	2.35	2.57
3.5+4.2+6.0	2.04	2.45	3.50	---	3.30	8.00	9.53	0.58	2.10	3.13	2.45	2.94	4.20	---	4.37	9.60	11.16	0.70	2.21	2.49
3.5+5.0+5.0	2.07	2.96	2.96	---	3.13	8.00	9.18	0.65	2.08	2.91	2.49	3.56	3.56	---	4.31	9.60	11.06	0.71	2.25	2.53
3.5+5.0+6.0	1.93	2.76	3.31	---	3.33	8.00	9.72	0.58	2.05	3.07	2.32	3.31	3.97	---	4.59	9.60	11.29	0.72	2.14	2.50
4.2+4.2+4.2	2.67	2.67	2.67	---	3.01	8.00	9.21	0.65	2.19	3.00	3.20	3.20	3.20	---	4.07	9.60	10.80	0.71	2.36	2.60
4.2+4.2+5.0	2.51	2.51	2.99	---	3.12	8.00	9.31	0.65	2.13	2.99	3.01	3.01	3.58	---	4.28	9.60	10.93	0.73	2.33	2.57
4.2+4.2+6.0	2.33	2.33	3.33	---	3.30	8.00	9.54	0.58	2.10	3.13	2.80	2.80	4.00	---	4.56	9.60	11.17	0.74	2.21	2.49
4.2+5.0+5.0	2.37	2.82	2.82	---	3.32	8.00	9.19	0.58	2.05	2.91	2.84	3.38	3.38	---	4.51	9.60	11.07	0.76	2.24	2.52
1.5+1.5+1.5+1.5	1.65	1.65	1.65	1.65	2.15	6.60	7.06	0.49	1.39	1.59	1.83	1.83	1.83	1.83	2.23	7.30	10.10	0.39	1.61	2.13
1.5+1.5+1.5+2.0	1.55	1.55	1.55	2.06	2.20	6.70	7.26	0.49	1.49	1.70	1.85	1.85	1.85	2.46	2.38	8.00	10.28	0.39	1.81	2.20
1.5+1.5+1.5+2.5	1.50	1.50	1.50	2.50	2.25	7.00	7.46	0.49	1.53	1.79	1.82	1.82	1.82	3.04	2.52	8.50	10.39	0.41	1.95	2.21
1.5+1.5+1.5+3.5	1.39	1.39	1.39	3.24	2.39	7.40	8.09	0.52	1.77	2.06	1.74	1.74	1.74	4.07	2.79	9.30	10.59	0.45	2.13	2.31
1.5+1.5+1.5+4.2	1.38	1.38	1.38	3.86	2.48	8.00	8.46	0.52	2.03	2.23	1.66	1.66	1.66	4.63	2.99	9.60	11.16	0.48	2.21	2.49
1.5+1.5+1.5+5.0	1.26	1.26	1.26	4.21	2.58	8.00	8.82	0.55	1.99	2.36	1.52	1.52	1.52	5.05	3.21	9.60	11.29	0.49	2.14	2.50

Power input heating [kW]			Total current heating [A]			Power factor [%]	Seasonal data cooling				Seasonal data heating (average climate)						Seasonal data heating (warm climate)					
Min.	Nom.	Max.	Min.	Nom.	Max.		label	SEER	Pdesign	AEC	label	SCOP	Pdesign	AEC	Declared capacity at -10°C	Back-up heater capacity at -10°C	label	SCOP	Pdesign	AEC	Declared capacity at +2°C	Back-up heater capacity at +2°C
2.84	10.71	12.27	2.65	9.90	12.59	95	A++	8.11	9.00	389	A+	4.07	6.23	2142	4.82	1.41	A+++	5.78	3.90	944	3.90	0
2.75	10.17	11.91	2.82	9.80	13.77	95	A++	8.12	9.00	388	A+	4.10	6.23	2126	4.84	1.39	A+++	5.74	4.00	975	4.00	0
3.05	10.12	11.86	2.99	9.80	14.13	95	A++	8.12	9.00	388	A+	4.13	6.23	2111	4.85	1.38	A+++	5.70	4.10	1007	4.10	0
2.84	10.30	12.08	2.82	9.60	12.95	95	A++	8.12	9.00	388	A+	4.08	6.23	2135	4.82	1.41	A+++	5.78	3.90	944	3.90	0
2.88	9.80	11.95	2.86	9.60	13.86	95	A++	8.12	9.00	388	A+	4.11	6.23	2119	4.84	1.39	A+++	5.74	4.00	975	4.00	0
3.05	9.75	11.91	2.70	9.60	14.03	95	A++	8.13	9.00	388	A+	4.14	6.23	2104	4.86	1.37	A+++	5.70	4.10	1006	4.10	0
2.93	9.48	11.60	3.03	9.40	14.30	95	A++	8.12	9.00	388	A+	4.12	6.23	2113	4.84	1.39	A+++	5.75	4.00	974	4.00	0
2.06	7.92	11.40	2.19	6.40	7.73	95	A++	8.20	6.00	256	A	3.89	4.57	1644	3.87	0.70	A+++	5.66	3.60	890	3.60	0
2.15	8.56	11.58	2.19	7.30	8.40	95	A++	8.21	6.50	278	A	3.90	4.57	1638	3.87	0.70	A+++	5.65	3.60	892	3.60	0
2.32	10.12	12.17	2.32	9.00	9.90	95	A++	8.19	7.40	317	A	3.91	5.37	1919	4.33	1.04	A+++	5.69	3.70	911	3.70	0
2.41	11.03	11.99	2.32	10.30	10.90	95	A++	8.07	8.20	356	A	3.93	5.37	1913	4.33	1.04	A+++	5.67	3.70	912	3.70	0
2.45	10.90	12.49	2.48	10.00	11.50	95	A++	8.07	8.00	347	A+	4.01	6.23	2172	4.82	1.41	A+++	5.65	3.80	941	3.80	0
2.50	10.35	11.95	2.53	9.90	12.70	95	A++	8.03	8.50	371	A+	4.04	6.23	2156	4.84	1.39	A+++	5.61	3.90	973	3.90	0
2.67	10.30	11.91	2.69	9.90	13.90	95	A++	7.99	9.00	395	A+	4.07	6.23	2140	4.86	1.37	A+++	5.57	4.00	1005	4.00	0
2.24	9.62	11.99	2.19	8.20	9.10	95	A++	8.23	7.00	298	A	3.93	4.77	1697	3.99	0.78	A+++	5.70	3.60	885	3.60	0
2.41	10.94	12.17	2.32	9.00	10.70	95	A++	8.19	7.40	317	A	3.95	5.37	1902	4.33	1.04	A+++	5.72	3.70	906	3.70	0
2.54	11.45	12.08	2.48	10.30	11.50	95	A++	8.12	8.70	375	A	3.96	5.37	1896	4.34	1.03	A+++	5.71	3.70	908	3.70	0
2.54	10.71	12.63	2.48	10.00	11.96	95	A++	8.07	8.00	347	A+	4.05	6.23	2152	4.82	1.41	A+++	5.68	3.90	961	3.90	0
2.58	10.17	11.95	2.69	9.90	13.30	95	A++	8.00	8.70	381	A+	4.08	6.23	2137	4.84	1.39	A+++	5.64	4.00	993	4.00	0
2.75	10.12	11.91	2.82	9.90	14.20	95	A++	8.00	9.00	394	A+	4.11	6.23	2121	4.86	1.37	A+++	5.60	4.00	1000	4.00	0
2.54	10.90	12.48	2.48	10.30	11.80	95	A++	8.05	8.00	348	A+	4.10	6.23	2124	4.81	1.42	A+++	5.89	3.90	927	3.90	0
2.71	10.90	12.48	2.65	10.30	12.21	95	A++	8.02	8.50	371	A+	4.11	6.23	2118	4.82	1.41	A+++	5.88	3.90	928	3.90	0
2.71	10.71	12.95	2.65	9.90	12.43	95	A++	7.99	8.70	381	A+	4.17	6.23	2088	4.83	1.40	A+++	5.79	4.10	991	4.10	0
2.75	10.17	11.95	2.82	9.80	13.77	95	A++	7.99	9.00	394	A+	4.20	6.23	2073	4.85	1.38	A+++	5.75	4.20	1022	4.20	0
2.97	10.12	11.86	2.82	9.80	13.44	95	A++	8.00	9.00	394	A+	4.23	6.23	2058	4.87	1.36	A+++	5.71	4.20	1030	4.20	0
2.80	10.90	12.48	2.65	10.30	12.82	95	A++	8.00	8.70	381	A+	4.13	6.23	2111	4.82	1.41	A+++	5.88	4.00	952	4.00	0
2.93	10.71	12.26	2.82	9.90	13.19	95	A++	7.98	9.00	395	A+	4.19	6.23	2081	4.83	1.40	A+++	5.79	4.10	990	4.10	0
2.88	10.17	11.91	2.82	9.80	14.11	95	A++	7.99	9.00	395	A+	4.22	6.23	2066	4.85	1.38	A+++	5.75	4.20	1022	4.20	0
3.14	10.12	11.86	2.99	9.80	14.47	95	A++	8.00	9.00	394	A+	4.25	6.23	2052	4.87	1.36	A+++	5.71	4.30	1054	4.30	0
2.93	10.30	12.08	2.82	9.60	13.27	95	A++	8.02	9.00	393	A+	4.20	6.23	2075	4.84	1.39	A+++	5.80	4.10	990	4.10	0
2.97	9.80	11.95	2.99	9.60	14.03	95	A++	8.02	9.00	393	A+	4.23	6.23	2060	4.85	1.38	A+++	5.76	4.20	1021	4.20	0
3.18	9.75	11.91	2.70	9.60	14.03	95	A++	8.03	9.00	392	A+	4.26	6.23	2046	4.87	1.36	A+++	5.71	4.30	1053	4.30	0
3.01	9.48	11.60	2.70	9.40	14.72	95	A++	8.03	9.00	393	A+	4.24	6.23	2054	4.86	1.37	A+++	5.76	4.20	1021	4.20	0
2.32	11.40	12.13	2.32	9.00	9.90	95	A++	8.19	7.40	316	A+	4.04	4.77	1651	4.00	0.77	A+++	5.79	3.70	894	3.70	0
2.54	11.26	12.49	2.48	10.30	11.20	95	A++	8.06	8.00	347	A+	4.06	5.37	1850	4.35	1.02	A+++	5.81	3.70	891	3.70	0
2.62	11.17	13.40	2.48	10.30	12.04	95	A++	8.08	8.00	347	A+	4.07	5.37	1844	4.35	1.02	A+++	5.80	3.80	917	3.80	0
2.62	10.76	12.77	2.65	9.90	12.27	95	A++	8.02	8.50	371	A+	4.15	6.23	2100	4.84	1.39	A+++	5.77	3.90	945	3.90	0
2.67	10.35	11.95	2.69	9.90	13.45	95	A++	8.00	9.00	394	A+	4.18	6.23	2084	4.86	1.37	A+++	5.73	4.00	977	4.00	0
2.84	10.35	11.91	2.82	9.90	14.24	95	A++	8.01	9.00	394	A+	4.21	6.23	2069	4.88	1.35	A+++	5.69	4.10	1009	4.10	0
2.62	11.03	12.49	2.48	10.30	11.76	95	A++	8.07	8.00	347	A+	4.10	6.23	2124	4.83	1.40	A+++	5.87	3.80	905	3.80	0
2.80	10.94	12.45	2.65	10.30	12.52	95	A++	8.03	8.50	371	A+	4.11	6.23	2118	4.83	1.40	A+++	5.86	3.80	907	3.80	0
2.84	10.53	12.59	2.82	9.90	12.74	95	A++	7.99	9.00	395	A+	4.17	6.23	2087	4.84	1.39	A+++	5.78	3.90	945	3.90	0
2.88	10.30	11.95	2.82	9.80	13.94	95	A++	8.00	9.00	394	A+	4.20	6.23	2072	4.86	1.37	A+++	5.73	4.00	976	4.00	0
3.05	10.12	11.86	2.99	9.80	13.45	95	A++	8.00	9.00	394	A+	4.23	6.23	2058	4.88	1.35	A+++	5.69	4.10	1008	4.10	0
2.93	10.85	12.45	2.82	10.30	12.83	95	A++	7.96	9.00	396	A+	4.13	6.23	2111	4.84	1.39	A+++	5.87	3.80	907	3.80	0
3.01	10.44	11.76	2.82	9.90	13.36	95	A++	7.94	9.00	397	A+	4.19	6.23	2081	4.85	1.38	A+++	5.78	4.00	969	4.00	0
2.97	10.26	11.91	2.82	9.80	14.30	95	A++	7.94	9.00	397	A+	4.22	6.23	2066	4.87	1.36	A+++	5.74	4.00	976	4.00	0
3.27	10.07	11.86	2.70	9.80	14.48	95	A++	7.95	9.00	396	A+	4.25	6.23	2052	4.88	1.35	A+++	5.70	4.10	1007	4.10	0
3.05	10.35	12.08	2.99	9.60	13.27	95	A++	8.03	9.00	393	A+	4.20	6.23	2074	4.85	1.38	A+++	5.78	4.00	968	4.00	0
3.10	9.98	11.95	2.99	9.60	14.03	95	A++	8.03	9.00	392	A+	4.23	6.23	2059	4.87	1.36	A+++	5.74	4.10	1000	4.10	0
3.10	9.66	11.60	2.70	9.40	14.73	95	A++	8.04	9.00	392	A+	4.27	6.23	2042	4.87	1.36	A+++	5.75	4.10	998	4.10	0
2.80	11.08	12.81	2.65	10.10	12.36	95	A++	8.00	8.70	381	A+	4.13	6.23	2107	4.85	1.38	A+++	5.85	4.00	956	4.00	0
3.01	10.99	11.95	2.82	10.10	13.31	95	A++	7.93	9.00	397	A+	4.15	6.23	2101	4.86	1.37	A+++	5.84	4.00	958	4.00	0
3.01	10.85	11.76	2.82	9.80	13.23	95	A++	7.91	9.00	398	A+	4.21	6.23	2072	4.87	1.36	A+++	5.76	4.10	997	4.10	0
3.05	10.17	11.91	2.99	9.80	13.46	95	A++	7.92	9.00	398	A+	4.24	6.23	2057	4.89	1.34	A+++	5.71	4.20	1029	4.20	0
3.27	10.12	11.86	2.70	9.70	14.32	95	A++	7.93	9.00	398	A+	4.26	6.23	2043	4.91	1.32	A+++	5.67	4.30	1061	4.30	0
3.10	10.90	12.43	2.82	10.10	13.45	95	A++	7.94	9.00	397	A+	4.16	6.23	2094	4.86	1.37	A+++	5.85	4.00	958	4.00	0
3.23	10.76	12.26	2.99	9.80	13.53	95	A++	7.92	9.00	398	A+	4.22	6.23	2065	4.87	1.36	A+++	5.76	4.20	1021	4.20	0
3.18	10.12	11.91	2.70	9.70	14.32	95	A++	7.92	9.00	398	A+	4.25	6.23	2051	4.89	1.34	A+++	5.72	4.20	1028	4.20	0
3.27	10.30	12.08	2.99	9.60	13.30	95	A++	8.04	9.00	392	A+	4.27	6.23	2039	4.88	1.35	A+++	5.78	4.20	1017	4.20	0
3.31	9.80	11.95	2.70	9.40	14.05	95	A++	8.04	9.00	392	A+	4.30	6.23	2025	4.90	1.33	A+++	5.74	4.30	1048	4.30	0
3.23	10.81	12.43	2.99	10.10	13.73	95	A++	7.94	9.00	397	A+	4.24	6.23	2056	4.87	1.36	A+++	5.90	4.10	973	4.10	0
3.36	10.67	12.26	2.99	9.80	13.68	95	A++	7.92	9.00	398	A+	4.30	6.23	2028	4.88	1.35	A+++	5.81	4.20	1012	4.20	0
3.40	10.12	11.91	2.70	9.70	14.32	95	A++	7.93	9.00	398	A+	4.33	6.23	2014	4.90	1.33	A+++	5.77	4.30	1044	4.30	0
3.48	10.26	12.04	2.70	9.40	13.30	95	A++	7.92	9.00	398	A+	4.33	6.23	2014	4.88	1.35	A+++	5.77	4.20	1019	4.20	0
1.76	7.37	9.75	2.23	6.38	7.27	95	A++	8.39	6.00	251	A+	4.04	6.23	2157	4.84	1.39	A+++	5.88	3.40	809	3.40	0
1.81	8.29	10.07	2.23	6.81	7.77	95	A++	8.46	6.50	269	A+	4.04	6.23	2159	4.84	1.39	A+++	5.88	3.50	833	3.50	0
1.89	8.93	10.11	2.23	7.00	8.17	95	A+++	8.55	7.00	287	A+	4.05	6.23	2151	4.85	1.38	A+++	5.88	3.50	833	3.50	0
2.06	9.75	11.03	2.36	8.10	9.50	95	A++	8.33	7.40	311	A+	4.08	6.23	2134	4.85	1.38	A+++	5.87	3.50	835	3.50	0
2.19	10.12	11.91	2.36	9.40	10.30	95	A++	8.10	8.70	376	A+	4.10	6.23	2126	4.86	1.37	A+++	5.86	3.60	859	3.60	0
2.24	9.80	11.95	2.53	9.10	10.90	95	A++	8.03	8.00	349	A+	4.17	6.23	2089	4.87	1.36	A+++	5.80	3.70	893	3.70	0

Combination tables

Indoor unit	Cooling capacity [kW]				Total cooling capacity [kW]			Power input cooling [kW]			Total current cooling [A]			Heating capacity [kW]				Total heating capacity [kW]		
	Room A	Room B	Room C	Room D	Min.	Nom.	Max.	Min.	Nom.	Max.	Min.	Nom.	Max.	Room A	Room B	Room C	Room D	Min.	Nom.	Max.
1.5+1.5+1.5+6.0	1.14	1.14	1.14	4.57	2.72	8.00	9.19	0.56	1.98	2.55	1.37	1.37	1.37	5.49	3.49	9.60	11.53	0.49	2.06	2.43
1.5+1.5+1.5+7.1	1.03	1.03	1.03	4.90	2.87	8.00	9.53	0.59	1.98	2.74	1.24	1.24	1.24	5.88	3.79	9.60	11.56	0.53	2.05	2.42
1.5+1.5+2.0+2.0	1.50	1.50	2.00	2.00	2.25	7.00	7.46	0.49	1.53	1.81	1.82	1.82	2.43	2.43	2.52	8.50	10.47	0.41	1.99	2.27
1.5+1.5+2.0+2.5	1.48	1.48	1.97	2.47	2.32	7.40	7.82	0.52	1.77	1.94	1.80	1.80	2.40	3.00	2.66	9.00	10.57	0.43	2.14	2.31
1.5+1.5+2.0+3.5	1.41	1.41	1.88	3.29	2.46	8.00	8.34	0.52	2.03	2.17	1.69	1.69	2.26	3.95	2.94	9.60	10.67	0.49	2.22	2.30
1.5+1.5+2.0+4.2	1.30	1.30	1.74	3.65	2.54	8.00	8.70	0.55	2.03	2.35	1.57	1.57	2.09	4.38	3.13	9.60	11.16	0.50	2.21	2.49
1.5+1.5+2.0+5.0	1.20	1.20	1.60	4.00	2.65	8.00	9.05	0.55	1.99	2.48	1.44	1.44	1.92	4.80	3.35	9.60	11.29	0.51	2.14	2.50
1.5+1.5+2.0+6.0	1.09	1.09	1.45	4.36	2.79	8.00	9.41	0.59	1.98	2.67	1.31	1.31	1.75	5.24	3.62	9.60	11.53	0.51	2.06	2.43
1.5+1.5+2.0+7.1	0.99	0.99	1.32	4.69	2.94	8.00	9.64	0.63	1.98	2.80	1.19	1.19	1.59	5.63	3.93	9.60	11.56	0.55	2.05	2.42
1.5+1.5+2.5+2.5	1.39	1.39	2.31	2.31	2.39	7.40	8.07	0.52	1.77	2.06	1.80	1.80	3.00	3.00	2.79	9.60	10.58	0.45	2.21	2.31
1.5+1.5+2.5+3.5	1.33	1.33	2.22	3.11	2.52	8.00	8.58	0.55	2.03	2.29	1.60	1.60	2.67	3.73	3.07	9.60	11.15	0.51	2.22	2.49
1.5+1.5+2.5+4.2	1.24	1.24	2.06	3.46	2.61	8.00	8.93	0.55	2.03	2.47	1.48	1.48	2.47	4.16	3.26	9.60	11.16	0.52	2.21	2.49
1.5+1.5+2.5+5.0	1.14	1.14	1.90	3.81	2.72	8.00	9.17	0.59	1.98	2.55	1.37	1.37	2.29	4.57	3.49	9.60	11.29	0.53	2.14	2.50
1.5+1.5+2.5+6.0	1.04	1.04	1.74	4.17	2.86	8.00	9.53	0.59	1.98	2.74	1.25	1.25	2.09	5.01	3.76	9.60	11.53	0.54	2.06	2.43
1.5+1.5+2.5+7.1	0.95	0.95	1.59	4.51	3.01	8.00	9.75	0.63	1.98	2.87	1.14	1.14	1.90	5.41	4.07	9.60	11.56	0.58	2.05	2.42
1.5+1.5+3.5+3.5	1.20	1.20	2.80	2.80	2.65	8.00	9.07	0.55	2.00	2.54	1.44	1.44	3.36	3.36	3.35	9.60	11.16	0.55	2.21	2.49
1.5+1.5+3.5+4.2	1.12	1.12	2.62	3.14	2.75	8.00	9.30	0.59	2.00	2.66	1.35	1.35	3.14	3.77	3.54	9.60	11.17	0.56	2.21	2.49
1.5+1.5+3.5+5.0	1.04	1.04	2.43	3.48	2.86	8.00	9.54	0.59	1.98	2.74	1.25	1.25	2.92	4.17	3.76	9.60	11.29	0.58	2.13	2.49
1.5+1.5+3.5+6.0	0.96	0.96	2.24	3.84	3.00	8.00	9.67	0.63	1.95	2.81	1.15	1.15	2.69	4.61	4.04	9.60	11.53	0.57	2.06	2.42
1.5+1.5+3.5+7.1	0.88	0.88	2.06	4.18	3.15	8.00	9.78	0.66	1.95	2.87	1.06	1.06	2.47	5.01	4.35	9.60	11.58	0.63	2.05	2.41
1.5+1.5+4.2+4.2	1.05	1.05	2.95	2.95	2.84	8.00	9.52	0.59	2.00	2.79	1.26	1.26	3.54	3.54	3.73	9.60	11.18	0.60	2.21	2.48
1.5+1.5+4.2+5.0	0.98	0.98	2.75	3.28	2.95	8.00	9.65	0.63	1.98	2.81	1.18	1.18	3.30	3.93	3.96	9.60	11.30	0.60	2.13	2.49
1.5+1.5+4.2+6.0	0.91	0.91	2.55	3.64	3.09	8.00	9.78	0.63	1.95	2.87	1.09	1.09	3.05	4.36	4.23	9.60	11.54	0.61	2.06	2.42
1.5+1.5+4.2+7.1	0.84	0.84	2.35	3.97	3.38	8.00	9.79	0.57	1.95	2.87	1.01	1.01	2.82	4.77	4.54	9.60	11.58	0.65	2.05	2.41
1.5+1.5+5.0+5.0	0.92	0.92	3.08	3.08	3.06	8.00	9.77	0.63	1.94	2.82	1.11	1.11	3.69	3.69	4.17	9.60	11.44	0.63	2.09	2.46
1.5+1.5+5.0+6.0	0.86	0.86	2.86	3.43	3.20	8.00	9.78	0.66	1.93	2.82	1.03	1.03	3.43	4.11	4.45	9.60	11.68	0.63	1.97	2.38
1.5+2.0+2.0+2.0	1.48	1.97	1.97	1.97	2.32	7.40	7.81	0.52	1.77	1.94	1.90	2.53	2.53	2.53	2.66	9.50	10.66	0.43	2.26	2.35
1.5+2.0+2.0+2.5	1.39	1.85	1.85	2.31	2.39	7.40	8.07	0.52	1.77	2.06	1.80	2.40	2.40	3.00	2.79	9.60	10.75	0.45	2.26	2.36
1.5+2.0+2.0+3.5	1.33	1.78	1.78	3.11	2.52	8.00	8.57	0.55	2.03	2.29	1.60	2.13	2.13	3.73	3.07	9.60	11.15	0.51	2.25	2.49
1.5+2.0+2.0+4.2	1.24	1.65	1.65	3.46	2.61	8.00	8.92	0.55	2.03	2.47	1.48	1.98	1.98	4.16	3.26	9.60	11.16	0.52	2.23	2.49
1.5+2.0+2.0+5.0	1.14	1.52	1.52	3.81	2.72	8.00	9.17	0.59	1.99	2.54	1.37	1.83	1.83	4.57	3.49	9.60	11.29	0.53	2.14	2.50
1.5+2.0+2.0+6.0	1.04	1.39	1.39	4.17	2.86	8.00	9.52	0.59	1.98	2.74	1.25	1.67	1.67	5.01	3.76	9.60	11.53	0.54	2.06	2.43
1.5+2.0+2.0+7.1	0.95	1.27	1.27	4.51	3.01	8.00	9.74	0.63	1.98	2.87	1.14	1.52	1.52	5.41	4.07	9.60	11.56	0.58	2.05	2.42
1.5+2.0+2.5+2.5	1.41	1.88	2.35	2.35	2.46	8.00	8.32	0.52	2.04	2.17	1.69	2.26	2.82	2.82	2.94	9.60	10.75	0.49	2.22	2.31
1.5+2.0+2.5+3.5	1.26	1.68	2.11	2.95	2.58	8.00	8.81	0.55	2.03	2.41	1.52	2.02	2.53	3.54	3.21	9.60	11.15	0.53	2.22	2.49
1.5+2.0+2.5+4.2	1.18	1.57	1.96	3.29	2.68	8.00	9.15	0.59	2.03	2.60	1.41	1.88	2.35	3.95	3.41	9.60	11.16	0.55	2.21	2.49
1.5+2.0+2.5+5.0	1.09	1.45	1.82	3.64	2.79	8.00	9.40	0.59	1.98	2.67	1.31	1.75	2.18	4.36	3.62	9.60	11.29	0.56	2.14	2.50
1.5+2.0+2.5+6.0	1.00	1.33	1.67	4.00	2.93	8.00	9.64	0.63	1.98	2.80	1.20	1.60	2.00	4.80	3.90	9.60	11.53	0.55	2.06	2.43
1.5+2.0+2.5+7.1	0.92	1.22	1.53	4.34	3.08	8.00	9.75	0.63	1.98	2.87	1.10	1.47	1.83	5.20	4.20	9.60	11.56	0.61	2.05	2.42
1.5+2.0+3.5+3.5	1.14	1.52	2.67	2.67	2.72	8.00	9.18	0.59	2.00	2.60	1.37	1.83	3.20	3.20	3.49	9.60	11.16	0.56	2.21	2.49
1.5+2.0+3.5+4.2	1.07	1.43	2.50	3.00	2.82	8.00	9.40	0.59	2.00	2.73	1.29	1.71	3.00	3.60	3.68	9.60	11.17	0.58	2.21	2.49
1.5+2.0+3.5+5.0	1.00	1.33	2.33	3.33	2.93	8.00	9.64	0.63	1.98	2.81	1.20	1.60	2.80	4.00	3.90	9.60	11.29	0.60	2.13	2.49
1.5+2.0+3.5+6.0	0.92	1.23	2.15	3.69	3.06	8.00	9.77	0.63	1.95	2.87	1.11	1.48	2.58	4.43	4.17	9.60	11.53	0.61	2.06	2.42
1.5+2.0+3.5+7.1	0.85	1.13	1.99	4.03	3.38	8.00	9.78	0.57	1.95	2.87	1.02	1.36	2.38	4.83	4.48	9.60	11.58	0.65	2.05	2.41
1.5+2.0+4.2+4.2	1.01	1.34	2.82	2.82	2.91	8.00	9.57	0.62	2.00	2.85	1.21	1.61	3.39	3.39	3.88	9.60	11.18	0.62	2.25	2.48
1.5+2.0+4.2+5.0	0.94	1.26	2.65	3.15	3.02	8.00	9.71	0.63	1.98	2.86	1.13	1.51	3.17	3.78	4.09	9.60	11.30	0.63	2.13	2.49
1.5+2.0+4.2+6.0	0.88	1.17	2.45	3.50	3.16	8.00	9.78	0.66	1.95	2.87	1.05	1.40	2.94	4.20	4.37	9.60	11.54	0.63	2.06	2.42
1.5+2.0+5.0+5.0	0.89	1.19	2.96	2.96	3.13	8.00	9.77	0.65	1.94	2.82	1.07	1.42	3.56	3.56	4.31	9.60	11.44	0.65	2.09	2.46
1.5+2.0+5.0+6.0	0.83	1.10	2.76	3.31	3.40	8.00	9.78	0.57	1.93	2.82	0.99	1.32	3.31	3.97	4.59	9.60	11.68	0.66	1.97	2.38
1.5+2.5+2.5+2.5	1.33	2.22	2.22	2.22	2.52	8.00	8.56	0.55	2.04	2.29	1.60	2.67	2.67	2.67	3.07	9.60	11.14	0.51	2.22	2.50
1.5+2.5+2.5+3.5	1.20	2.00	2.00	2.80	2.65	8.00	9.05	0.55	2.03	2.54	1.44	2.40	2.40	3.36	3.35	9.60	11.15	0.55	2.22	2.49
1.5+2.5+2.5+4.2	1.12	1.87	1.87	3.14	2.75	8.00	9.27	0.59	2.03	2.66	1.35	2.24	2.24	3.77	3.54	9.60	11.16	0.56	2.21	2.49
1.5+2.5+2.5+5.0	1.04	1.74	1.74	3.48	2.86	8.00	9.52	0.59	1.98	2.74	1.25	2.09	2.09	4.17	3.76	9.60	11.29	0.58	2.14	2.50
1.5+2.5+2.5+6.0	0.96	1.60	1.60	3.84	3.00	8.00	9.65	0.63	1.98	2.81	1.15	1.92	1.92	4.61	4.04	9.60	11.53	0.57	2.06	2.43
1.5+2.5+2.5+7.1	0.88	1.47	1.47	4.18	3.15	8.00	9.76	0.66	1.98	2.87	1.06	1.76	1.76	5.01	4.35	9.60	11.56	0.63	2.05	2.42
1.5+2.5+3.5+3.5	1.09	1.82	2.55	2.55	2.79	8.00	9.35	0.59	2.00	2.71	1.31	2.18	3.05	3.05	3.62	9.60	11.16	0.58	2.21	2.49
1.5+2.5+3.5+4.2	1.03	1.71	2.39	2.87	2.89	8.00	9.47	0.62	2.00	2.78	1.23	2.05	2.87	3.45	3.81	9.60	11.17	0.60	2.24	2.49
1.5+2.5+3.5+5.0	0.96	1.60	2.24	3.20	3.00	8.00	9.65	0.63	1.98	2.81	1.15	1.92	2.69	3.84	4.04	9.60	11.29	0.63	2.13	2.49
1.5+2.5+3.5+6.0	0.89	1.48	2.07	3.56	3.13	8.00	9.78	0.66	1.95	2.87	1.07	1.78	2.49	4.27	4.31	9.60	11.53	0.63	2.06	2.42
1.5+2.5+4.2+4.2	0.97	1.61	2.71	2.71	2.98	8.00	9.58	0.62	2.00	2.85	1.16	1.94	3.25	3.25	4.01	9.60	11.18	0.65	2.25	2.48
1.5+2.5+4.2+5.0	0.91	1.52	2.55	3.03	3.09	8.00	9.72	0.65	1.98	2.86	1.09	1.82	3.05	3.64	4.23	9.60	11.30	0.65	2.16	2.49
1.5+2.5+4.2+6.0	0.85	1.41	2.37	3.38	3.38	8.00	9.79	0.57	1.95	2.87	1.01	1.69	2.84	4.06	4.51	9.60	11.54	0.66	2.06	2.42
1.5+2.5+5.0+5.0	0.86	1.43	2.86	2.86	3.20	8.00	9.49	0.65	1.94	2.74	1.03	1.71	3.43	3.43	4.45	9.60	11.44	0.67	2.09	2.46
1.5+3.5+3.5+3.5	1.00	2.33	2.33	2.33	2.93	8.00	9.49	0.62	1.99	2.82	1.20	2.80	2.80	2.80	3.90	9.60	11.17	0.62	2.21	2.49
1.5+3.5+3.5+4.2	0.94	2.20	2.20	2.65	3.02	8.00	9.50	0.62	1.99	2.85	1.13	2.65	2.65	3.17	4.09	9.60	11.18	0.65	2.25	2.48
1.5+3.5+3.5+5.0	0.89	2.07	2.07	2.96	3.13	8.00	9.74	0.65	1.95	2.86	1.07	2.49	2.49	3.56	4.31	9.60	11.30	0.67	2.13	2.49
1.5+3.5+3.5+6.0	0.83	1.93	1.93	3.31	3.39	8.00	9.81	0.57	1.95	2.88	0.99	2.32	2.32	3.97	4.59	9.60	11.54	0.68	2.06	2.42
1.5+3.5+4.2+4.2	0.90	2.09	2.51	2.51	3.12	8.00	9.51	0.65	1.99	2.85	1.07	2.51	3.01	3.01	4.28	9.60	11.18	0.69	2.25	2.48
1.5+3.5+4.2+5.0	0.85	1.97	2.37	2.82	3.38	8.00	9.75	0.57	1.95	2.86	1.01	2.37	2.84	3.38	4.51	9.60	11.32	0.70	2.16	2.49
1.5+4.2+4.2+4.2	0.85	2.38	2.38	2.38	3.36	8.00	9.52	0.57	1.99	2.85	1.02	2.86	2.86	2.86	4.48	9.60	11.19	0.71	2.23	2.48
2.0+2.0+2.0+2.0	1.85	1.85	1.85	1.85	2.39	7.40	8.10	0.52	1.77	2.09	2.40	2.40	2.40	2.40	2.79	9.60	10.84	0.45	1.94	2.41

Power input heating [kW]			Total current heating [A]			Power factor [%]	Seasonal data cooling				Seasonal data heating (average climate)						Seasonal data heating (warm climate)					
Min.	Nom.	Max.	Min.	Nom.	Max.		label	SEER	Pdesign	AEC	label	SCOP	Pdesign	AEC	Declared capacity at -10°C	Back-up heater capacity at -10°C	label	SCOP	Pdesign	AEC	Declared capacity at +2°C	Back-up heater capacity at +2°C
2.24	9.43	11.60	2.57	9.10	11.70	95	A++	7.81	8.70	390	A+	4.20	6.23	2072	4.87	1.36	A+++	5.77	3.80	922	3.80	0
2.41	9.39	11.56	2.69	9.10	12.60	95	A++	7.85	9.00	401	A+	4.24	6.23	2056	4.88	1.35	A+++	5.73	3.90	952	3.90	0
1.89	9.11	10.39	2.23	7.00	8.29	95	A+++	8.55	7.00	287	A+	4.14	6.23	2106	4.85	1.38	A+++	5.94	3.50	825	3.50	0
1.98	9.80	10.57	2.36	8.20	9.00	95	A++	8.32	7.40	311	A+	4.15	6.23	2098	4.85	1.38	A+++	5.94	3.50	825	3.50	0
2.24	10.17	10.53	2.36	9.40	10.00	95	A++	8.04	8.00	349	A+	4.18	6.23	2082	4.86	1.37	A+++	5.93	3.50	826	3.50	0
2.28	10.12	11.91	2.53	9.40	10.90	95	A++	8.04	8.00	349	A+	4.20	6.23	2075	4.86	1.37	A+++	5.92	3.60	851	3.60	0
2.32	9.80	11.95	2.53	9.10	11.40	95	A++	7.86	8.50	379	A+	4.27	6.23	2041	4.87	1.36	A+++	5.86	3.70	884	3.70	0
2.32	9.43	11.60	2.69	9.10	12.30	95	A++	7.85	9.00	401	A+	4.30	6.23	2025	4.88	1.35	A+++	5.82	3.80	913	3.80	0
2.50	9.39	11.56	2.86	9.10	12.90	95	A++	7.87	9.00	401	A+	4.34	6.23	2009	4.88	1.35	A+++	5.79	3.90	943	3.90	0
2.06	10.12	11.03	2.36	8.20	9.50	95	A++	8.32	7.40	311	A+	4.17	6.23	2089	4.85	1.38	A+++	5.95	3.50	823	3.50	0
2.32	10.17	11.91	2.53	9.30	10.60	95	A++	8.05	8.00	348	A+	4.20	6.23	2074	4.86	1.37	A+++	5.94	3.60	848	3.60	0
2.37	10.12	11.91	2.53	9.30	11.40	95	A++	7.84	8.50	380	A+	4.22	6.23	2066	4.87	1.36	A+++	5.94	3.60	849	3.60	0
2.41	9.80	11.95	2.69	9.10	11.70	95	A++	7.82	8.70	390	A+	4.29	6.23	2032	4.88	1.35	A+++	5.87	3.70	882	3.70	0
2.45	9.43	11.60	2.69	9.10	12.60	95	A++	7.81	9.00	404	A+	4.32	6.23	2017	4.88	1.35	A+++	5.84	3.80	911	3.80	0
2.67	9.39	11.56	2.86	9.10	13.20	95	A++	7.82	9.00	403	A+	4.35	6.23	2001	4.88	1.35	A+++	5.80	3.90	941	3.90	0
2.50	10.12	11.91	2.53	9.20	11.70	95	A++	7.84	8.50	380	A+	4.22	6.23	2066	4.87	1.36	A+++	5.95	3.60	847	3.60	0
2.58	10.12	11.91	2.69	9.20	12.30	95	A++	7.79	9.00	405	A+	4.23	6.23	2058	4.87	1.36	A+++	5.95	3.60	847	3.60	0
2.67	9.75	11.91	2.69	9.10	12.60	95	A++	7.78	9.00	405	A+	4.30	6.23	2024	4.88	1.35	A+++	5.88	3.80	904	3.80	0
2.62	9.43	11.56	2.86	9.00	12.90	95	A++	7.80	9.00	404	A+	4.34	6.23	2009	4.88	1.35	A+++	5.85	3.80	909	3.80	0
2.88	9.39	11.51	3.03	9.00	13.20	95	A++	7.82	9.00	403	A+	4.37	6.23	1994	4.89	1.34	A+++	5.81	3.90	939	3.90	0
2.75	10.12	11.86	2.69	9.20	12.90	95	A++	7.79	9.00	404	A+	4.25	6.23	2050	4.87	1.36	A+++	5.96	3.70	869	3.70	0
2.75	9.75	11.91	2.86	9.10	12.90	95	A++	7.79	9.00	405	A+	4.32	6.23	2017	4.88	1.35	A+++	5.90	3.80	902	3.80	0
2.80	9.43	11.56	2.86	9.00	13.20	95	A++	7.81	9.00	404	A+	4.35	6.23	2001	4.89	1.34	A+++	5.86	3.90	931	3.90	0
2.97	9.39	11.51	2.70	9.00	13.20	95	A++	7.82	9.00	403	A+	4.39	6.23	1986	4.89	1.34	A+++	5.83	3.90	937	3.90	0
2.88	9.57	11.73	2.86	8.90	13.00	95	A++	7.84	9.00	402	A+	4.34	6.23	2009	4.89	1.34	A+++	5.91	3.80	900	3.80	0
2.88	9.02	11.38	3.03	8.90	13.00	95	A++	7.85	9.00	401	A+	4.37	6.23	1993	4.89	1.34	A+++	5.87	3.90	930	3.90	0
1.98	10.35	10.76	2.36	8.20	9.00	95	A++	8.32	7.40	311	A+	4.10	6.23	2125	4.85	1.38	A+++	5.99	3.50	817	3.50	0
2.06	10.35	10.80	2.36	8.20	9.50	95	A++	8.18	7.40	317	A+	4.11	6.23	2122	4.86	1.37	A+++	5.99	3.50	818	3.50	0
2.32	10.30	11.91	2.53	9.40	10.60	95	A++	8.05	8.00	348	A+	4.12	6.23	2116	4.87	1.36	A+++	5.97	3.60	843	3.60	0
2.37	10.21	11.91	2.53	9.40	11.40	95	A++	7.84	8.50	380	A+	4.12	6.23	2113	4.87	1.36	A+++	5.97	3.60	844	3.60	0
2.41	9.80	11.95	2.69	9.10	11.70	95	A++	7.81	8.70	390	A+	4.19	6.23	2078	4.88	1.35	A+++	5.91	3.70	877	3.70	0
2.45	9.43	11.60	2.69	9.10	12.60	95	A++	7.81	9.00	404	A+	4.23	6.23	2061	4.88	1.35	A+++	5.87	3.80	906	3.80	0
2.67	9.39	11.56	2.86	9.10	13.20	95	A++	7.82	9.00	403	A+	4.26	6.23	2045	4.89	1.34	A+++	5.83	3.90	936	3.90	0
2.24	10.17	10.57	2.36	9.40	10.00	95	A++	8.01	8.00	350	A+	4.10	6.23	2128	4.86	1.37	A+++	6.00	3.50	817	3.50	0
2.41	10.17	11.91	2.53	9.30	11.10	95	A++	8.03	8.00	349	A+	4.13	6.23	2112	4.87	1.36	A+++	5.98	3.60	842	3.60	0
2.50	10.12	11.91	2.69	9.30	11.90	95	A++	7.83	8.50	380	A+	4.14	6.23	2104	4.87	1.36	A+++	5.98	3.60	842	3.60	0
2.58	9.80	11.95	2.69	9.10	12.30	95	A++	7.79	9.00	404	A+	4.21	6.23	2069	4.88	1.35	A+++	5.92	3.80	899	3.80	0
2.54	9.43	11.60	2.86	9.10	12.90	95	A++	7.81	9.00	404	A+	4.24	6.23	2053	4.89	1.34	A+++	5.88	3.80	904	3.80	0
2.80	9.39	11.56	2.86	9.10	13.20	95	A++	7.83	9.00	403	A+	4.28	6.23	2038	4.89	1.34	A+++	5.85	3.90	934	3.90	0
2.58	10.12	11.91	2.69	9.20	12.00	95	A++	7.81	8.70	390	A+	4.14	6.23	2103	4.87	1.36	A+++	6.00	3.60	840	3.60	0
2.67	10.12	11.91	2.69	9.20	12.50	95	A++	7.79	9.00	404	A+	4.16	6.23	2096	4.88	1.35	A+++	5.99	3.70	864	3.70	0
2.75	9.75	11.91	2.86	9.10	12.90	95	A++	7.79	9.00	405	A+	4.23	6.23	2061	4.89	1.34	A+++	5.93	3.80	897	3.80	0
2.80	9.43	11.56	2.86	9.00	13.20	95	A++	7.81	9.00	404	A+	4.26	6.23	2045	4.89	1.34	A+++	5.89	3.90	926	3.90	0
2.97	9.39	11.51	2.70	9.00	13.20	95	A++	7.82	9.00	403	A+	4.29	6.23	2030	4.90	1.33	A+++	5.86	3.90	932	3.90	0
2.84	10.30	11.86	2.82	9.20	13.02	95	A++	7.80	9.00	404	A+	4.17	6.23	2087	4.88	1.35	A+++	6.00	3.70	863	3.70	0
2.88	9.75	11.91	2.86	9.10	13.08	95	A++	7.80	9.00	404	A+	4.24	6.23	2053	4.89	1.34	A+++	5.94	3.80	895	3.80	0
2.88	9.43	11.56	3.03	9.00	13.20	95	A++	7.81	9.00	403	A+	4.28	6.23	2037	4.90	1.33	A+++	5.91	3.90	924	3.90	0
2.97	9.57	11.73	2.99	8.90	13.00	95	A++	7.84	9.00	402	A+	4.40	6.23	1979	4.90	1.33	A+++	6.00	3.90	910	3.90	0
3.01	9.02	11.38	2.70	8.90	13.00	95	A++	7.85	9.00	401	A+	4.44	6.23	1964	4.90	1.33	A+++	5.96	3.90	916	3.90	0
2.32	10.17	11.95	2.53	9.40	10.60	95	A++	8.03	8.00	349	A+	4.09	6.23	2129	4.88	1.35	A+++	6.11	3.60	824	3.60	0
2.50	10.17	11.91	2.53	9.30	11.70	95	A++	7.83	8.50	380	A+	4.12	6.23	2113	4.88	1.35	A+++	6.10	3.60	826	3.60	0
2.58	10.12	11.91	2.69	9.30	12.30	95	A++	7.80	9.00	404	A+	4.14	6.23	2105	4.89	1.34	A+++	6.10	3.70	849	3.70	0
2.67	9.80	11.95	2.69	9.10	12.60	95	A++	7.80	9.00	404	A+	4.21	6.23	2070	4.90	1.33	A+++	6.03	3.80	882	3.80	0
2.62	9.43	11.60	2.86	9.10	12.90	95	A++	7.81	9.00	403	A+	4.24	6.23	2054	4.90	1.33	A+++	6.00	3.90	910	3.90	0
2.88	9.39	11.56	3.03	9.10	13.20	95	A++	7.83	9.00	403	A+	4.28	6.23	2038	4.91	1.32	A+++	5.96	3.90	916	3.90	0
2.67	10.12	11.91	2.69	9.20	12.42	95	A++	7.87	9.00	400	A+	4.14	6.23	2104	4.89	1.34	A+++	6.11	3.70	847	3.70	0
2.75	10.26	11.91	2.82	9.20	12.72	95	A++	7.88	9.00	400	A+	4.15	6.23	2101	4.89	1.34	A+++	6.03	3.70	859	3.70	0
2.88	9.75	11.91	2.86	9.10	12.90	95	A++	7.87	9.00	400	A+	4.22	6.23	2066	4.90	1.33	A+++	5.97	3.80	891	3.80	0
2.88	9.43	11.56	3.03	9.00	13.20	95	A++	7.89	9.00	400	A+	4.45	6.23	1960	4.91	1.32	A+++	5.93	3.90	920	3.90	0
2.97	10.30	11.86	2.82	9.20	13.03	95	A++	7.88	9.00	400	A+	4.15	6.23	2099	4.90	1.33	A+++	6.08	3.70	851	3.70	0
2.97	9.89	11.91	2.99	9.10	13.08	95	A++	7.88	9.00	400	A+	4.20	6.23	2077	4.91	1.32	A+++	6.00	3.90	909	3.90	0
3.01	9.43	11.56	2.70	9.00	13.20	95	A++	7.89	9.00	399	A+	4.23	6.23	2061	4.91	1.32	A+++	5.97	3.90	915	3.90	0
3.05	9.57	11.73	2.99	8.90	12.52	95	A++	7.88	9.00	400	A+	4.26	6.23	2047	4.91	1.32	A+++	5.99	3.90	911	3.90	0
2.84	10.12	11.91	2.82	9.20	12.89	95	A++	7.87	9.00	401	A+	4.23	6.23	2062	4.92	1.31	A+++	6.07	3.70	853	3.70	0
2.97	10.30	11.86	2.82	9.20	13.05	95	A++	7.87	9.00	400	A+	4.24	6.23	2054	4.93	1.30	A+++	6.07	3.70	853	3.70	0
3.05	9.75	11.91	2.99	9.00	13.09	95	A++	7.86	9.00	401	A+	4.31	6.23	2021	4.94	1.29	A+++	6.00	3.80	886	3.80	0
3.10	9.43	11.56	2.70	9.00	13.20	95	A++	7.88	9.00	400	A+	4.35	6.23	2005	4.94	1.29	A+++	5.97	3.90	915	3.90	0
3.14	10.30	11.86	2.99	9.20	13.06	95	A++	7.88	9.00	400	A+	4.23	6.23	2058	4.93	1.30	A+++	6.06	3.70	855	3.70	0
3.18	9.89	11.91	2.70	9.00	13.09	95	A++	7.87	9.00	400	A+	4.30	6.23	2025	4.94	1.29	A+++	5.99	3.90	912	3.90	0
3.27	10.21	11.86	2.70	9.20	13.06	95	A++	7.88	9.00	400	A+	4.30	6.23	2026	4.93	1.30	A+++	6.09	3.70	851	3.70	0
2.06	8.88	11.03	2.36	8.20	9.57	95	A++	8.32	7.40	311	A+	4.55	6.23	1915	4.86	1.37	A+++	6.50	3.50	754	3.50	0

Combination tables

Indoor unit	Cooling capacity [kW]				Total cooling capacity [kW]			Power input cooling [kW]			Total current cooling [A]			Heating capacity [kW]				Total heating capacity [kW]		
	Room A	Room B	Room C	Room D	Min.	Nom.	Max.	Min.	Nom.	Max.	Min.	Nom.	Max.	Room A	Room B	Room C	Room D	Min.	Nom.	Max.
2.0+2.0+2.0+2.5	1.88	1.88	1.88	2.35	2.46	8.00	8.42	0.52	2.04	2.23	2.26	2.26	2.26	2.82	2.94	9.60	10.93	0.49	2.35	2.42
2.0+2.0+2.0+3.5	1.68	1.68	1.68	2.95	2.58	8.00	8.80	0.55	2.03	2.41	2.02	2.02	2.02	3.54	3.21	9.60	11.15	0.53	2.22	2.49
2.0+2.0+2.0+4.2	1.57	1.57	1.57	3.29	2.68	8.00	9.14	0.59	2.03	2.60	1.88	1.88	1.88	3.95	3.41	9.60	11.16	0.55	2.21	2.49
2.0+2.0+2.0+5.0	1.45	1.45	1.45	3.64	2.79	8.00	9.39	0.59	1.99	2.67	1.75	1.75	1.75	4.36	3.62	9.60	11.29	0.56	2.14	2.50
2.0+2.0+2.0+6.0	1.33	1.33	1.33	4.00	2.93	8.00	9.63	0.63	1.98	2.80	1.60	1.60	1.60	4.80	3.90	9.60	11.53	0.55	2.06	2.43
2.0+2.0+2.0+7.1	1.22	1.22	1.22	4.34	3.08	8.00	9.74	0.63	1.98	2.87	1.47	1.47	1.47	5.20	4.20	9.60	11.56	0.61	2.05	2.42
2.0+2.0+2.5+2.5	1.73	1.73	2.17	2.17	2.52	7.80	8.67	0.55	1.94	2.35	2.13	2.13	2.67	2.67	3.07	9.60	11.14	0.51	2.22	2.50
2.0+2.0+2.5+3.5	1.60	1.60	2.00	2.80	2.65	8.00	9.04	0.55	2.03	2.54	1.92	1.92	2.40	3.36	3.35	9.60	11.15	0.55	2.22	2.49
2.0+2.0+2.5+4.2	1.50	1.50	1.87	3.14	2.75	8.00	9.26	0.59	2.03	2.66	1.79	1.79	2.24	3.77	3.54	9.60	11.16	0.56	2.21	2.49
2.0+2.0+2.5+5.0	1.39	1.39	1.74	3.48	2.86	8.00	9.51	0.59	1.98	2.74	1.67	1.67	2.09	4.17	3.76	9.60	11.29	0.58	2.14	2.50
2.0+2.0+2.5+6.0	1.28	1.28	1.60	3.84	3.00	8.00	9.74	0.63	1.98	2.87	1.54	1.54	1.92	4.61	4.04	9.60	11.53	0.57	2.06	2.43
2.0+2.0+2.5+7.1	1.18	1.18	1.47	4.18	3.15	8.00	9.86	0.66	1.98	2.94	1.41	1.41	1.76	5.01	4.35	9.60	11.56	0.63	2.05	2.42
2.0+2.0+3.5+3.5	1.45	1.45	2.55	2.55	2.79	8.00	9.18	0.59	2.00	2.60	1.75	1.75	3.05	3.05	3.62	9.60	11.16	0.58	2.21	2.49
2.0+2.0+3.5+4.2	1.37	1.37	2.39	2.87	2.89	8.00	9.51	0.62	2.00	2.79	1.64	1.64	2.87	3.45	3.81	9.60	11.17	0.60	2.26	2.49
2.0+2.0+3.5+5.0	1.28	1.28	2.24	3.20	3.00	8.00	9.70	0.63	1.98	2.86	1.54	1.54	2.69	3.84	4.04	9.60	11.29	0.63	2.13	2.49
2.0+2.0+3.5+6.0	1.19	1.19	2.07	3.56	3.13	8.00	9.77	0.66	1.95	2.87	1.42	1.42	2.49	4.27	4.31	9.60	11.53	0.63	2.06	2.42
2.0+2.0+4.2+4.2	1.29	1.29	2.71	2.71	2.98	8.00	9.57	0.62	2.00	2.88	1.55	1.55	3.25	3.25	4.01	9.60	11.18	0.62	2.25	2.48
2.0+2.0+4.2+5.0	1.21	1.21	2.55	3.03	3.09	8.00	9.71	0.65	1.98	2.86	1.45	1.45	3.05	3.64	4.23	9.60	11.30	0.65	2.16	2.49
2.0+2.0+4.2+6.0	1.13	1.13	2.37	3.38	3.38	8.00	9.88	0.57	1.95	2.94	1.35	1.35	2.84	4.06	4.51	9.60	11.54	0.66	2.06	2.42
2.0+2.0+5.0+5.0	1.14	1.14	2.86	2.86	3.20	8.00	9.87	0.65	1.94	2.88	1.37	1.37	3.43	3.43	4.45	9.60	11.44	0.68	2.09	2.46
2.0+2.5+2.5+2.5	1.68	2.11	2.11	2.11	2.58	8.00	8.90	0.55	2.04	2.47	2.02	2.53	2.53	2.53	3.21	9.60	11.14	0.53	2.22	2.50
2.0+2.5+2.5+3.5	1.52	1.90	1.90	2.67	2.72	8.00	9.27	0.59	2.03	2.66	1.83	2.29	2.29	3.20	3.49	9.60	11.15	0.56	2.22	2.49
2.0+2.5+2.5+4.2	1.43	1.79	1.79	3.00	2.82	8.00	9.49	0.59	2.03	2.79	1.71	2.14	2.14	3.60	3.68	9.60	11.16	0.58	2.26	2.49
2.0+2.5+2.5+5.0	1.33	1.67	1.67	3.33	2.93	8.00	9.62	0.63	1.98	2.80	1.60	2.00	2.00	4.00	3.90	9.60	11.29	0.61	2.18	2.50
2.0+2.5+2.5+6.0	1.23	1.54	1.54	3.69	3.06	8.00	9.75	0.63	1.98	2.87	1.48	1.85	1.85	4.43	4.17	9.60	11.53	0.61	2.06	2.43
2.0+2.5+2.5+7.1	1.13	1.42	1.42	4.03	3.38	8.00	9.87	0.57	1.98	2.94	1.36	1.70	1.70	4.83	4.48	9.60	11.56	0.65	2.05	2.42
2.0+2.5+3.5+3.5	1.39	1.74	2.43	2.43	2.86	8.00	9.41	0.62	2.00	2.73	1.67	2.09	2.92	2.92	3.76	9.60	11.16	0.60	2.25	2.49
2.0+2.5+3.5+4.2	1.31	1.64	2.30	2.75	2.95	8.00	9.47	0.62	2.00	2.85	1.57	1.97	2.75	3.30	3.96	9.60	11.17	0.62	2.24	2.49
2.0+2.5+3.5+5.0	1.23	1.54	2.15	3.08	3.06	8.00	9.71	0.65	1.98	2.86	1.48	1.85	2.58	3.69	4.17	9.60	11.29	0.65	2.16	2.49
2.0+2.5+3.5+6.0	1.14	1.43	2.00	3.43	3.20	8.00	9.89	0.66	1.95	2.94	1.37	1.71	2.40	4.11	4.45	9.60	11.53	0.66	2.06	2.42
2.0+2.5+4.2+4.2	1.24	1.55	2.60	2.60	3.05	8.00	9.58	0.65	2.00	2.88	1.49	1.86	3.13	3.13	4.15	9.60	11.18	0.65	2.23	2.48
2.0+2.5+4.2+5.0	1.17	1.46	2.45	2.92	3.16	8.00	9.72	0.65	1.98	2.89	1.40	1.75	2.94	3.50	4.37	9.60	11.30	0.67	2.15	2.49
2.0+2.5+5.0+5.0	1.10	1.38	2.76	2.76	3.40	8.00	9.88	0.57	1.94	2.88	1.32	1.66	3.31	3.31	4.59	9.60	11.44	0.70	2.12	2.46
2.0+3.5+3.5+3.5	1.28	2.24	2.24	2.24	3.00	8.00	9.44	0.62	1.99	2.73	1.54	2.69	2.69	2.69	4.04	9.60	11.17	0.65	2.11	2.49
2.0+3.5+3.5+4.2	1.21	2.12	2.12	2.55	3.09	8.00	9.50	0.65	1.99	2.85	1.45	2.55	2.55	3.05	4.23	9.60	11.18	0.67	2.25	2.48
2.0+3.5+3.5+5.0	1.14	2.00	2.00	2.86	3.20	8.00	9.74	0.65	1.95	2.90	1.37	2.40	2.40	3.43	4.45	9.60	11.30	0.70	2.16	2.49
2.0+3.5+4.2+4.2	1.15	2.01	2.42	2.42	3.36	8.00	9.51	0.57	1.99	2.89	1.38	2.42	2.90	2.90	4.43	9.60	11.18	0.71	2.23	2.48
2.5+2.5+2.5+2.5	2.00	2.00	2.00	2.00	2.65	8.00	9.03	0.55	2.03	2.53	2.40	2.40	2.40	2.40	3.35	9.60	11.14	0.55	2.22	2.50
2.5+2.5+2.5+3.5	1.82	1.82	1.82	2.55	2.79	8.00	9.33	0.59	2.03	2.65	2.18	2.18	2.18	3.05	3.62	9.60	11.15	0.58	2.26	2.49
2.5+2.5+2.5+4.2	1.71	1.71	1.71	2.87	2.89	8.00	9.55	0.62	2.00	2.84	2.05	2.05	2.05	3.45	3.81	9.60	11.16	0.60	2.25	2.49
2.5+2.5+2.5+5.0	1.60	1.60	1.60	3.20	3.00	8.00	9.69	0.63	1.98	2.86	1.92	1.92	1.92	3.84	4.04	9.60	11.29	0.63	2.16	2.50
2.5+2.5+2.5+6.0	1.48	1.48	1.48	3.56	3.13	8.00	9.87	0.66	1.98	2.94	1.78	1.78	1.78	4.27	4.31	9.60	11.53	0.64	2.06	2.43
2.5+2.5+3.5+3.5	1.67	1.67	2.33	2.33	2.93	8.00	9.31	0.62	2.00	2.67	2.00	2.00	2.80	2.80	3.90	9.60	11.16	0.63	2.25	2.49
2.5+2.5+3.5+4.2	1.57	1.57	2.20	2.65	3.02	8.00	9.48	0.62	2.00	2.85	1.89	1.89	2.65	3.17	4.09	9.60	11.17	0.65	2.23	2.49
2.5+2.5+3.5+5.0	1.48	1.48	2.07	2.96	3.13	8.00	9.72	0.65	1.95	2.89	1.78	1.78	2.49	3.56	4.31	9.60	11.29	0.67	2.15	2.49
2.5+2.5+3.5+6.0	1.38	1.38	1.93	3.31	3.38	8.00	9.90	0.57	1.95	2.94	1.66	1.66	2.32	3.97	4.59	9.60	11.53	0.68	2.06	2.42
2.5+2.5+4.2+4.2	1.49	1.49	2.51	2.51	3.12	8.00	9.49	0.65	2.00	2.89	1.79	1.79	3.01	3.01	4.28	9.60	11.18	0.67	2.21	2.48
2.5+2.5+4.2+5.0	1.41	1.41	2.37	2.82	3.38	8.00	9.73	0.57	1.95	2.89	1.69	1.69	2.84	3.38	4.51	9.60	11.30	0.71	2.13	2.49
2.5+3.5+3.5+3.5	1.54	2.15	2.15	2.15	3.06	8.00	9.50	0.65	1.99	2.78	1.85	2.58	2.58	2.58	4.17	9.60	11.17	0.67	2.25	2.49
2.5+3.5+3.5+4.2	1.46	2.04	2.04	2.45	3.16	8.00	9.51	0.65	1.99	2.89	1.75	2.45	2.45	2.94	4.37	9.60	11.18	0.70	2.23	2.48
2.5+3.5+3.5+5.0	1.38	1.93	1.93	2.76	3.38	8.00	9.75	0.57	1.95	2.86	1.66	2.32	2.32	3.31	4.59	9.60	11.30	0.71	2.15	2.49
2.5+3.5+4.2+4.2	1.39	1.94	2.33	2.33	3.36	8.00	9.52	0.57	1.99	2.89	1.67	2.33	2.80	2.80	4.56	9.60	11.18	0.73	2.21	2.48
3.5+3.5+3.5+3.5	2.00	2.00	2.00	2.00	3.36	8.00	9.54	0.57	1.99	2.85	2.40	2.40	2.40	2.40	4.45	9.60	11.18	0.71	2.19	2.48

Power input heating [kW]			Total current heating [A]			Power factor [%]	Seasonal data cooling				Seasonal data heating (average climate)						Seasonal data heating (warm climate)					
Min.	Nom.	Max.	Min.	Nom.	Max.		label	SEER	Pdesign	AEC	label	SCOP	Pdesign	AEC	Declared capacity at -10°C	Back-up heater capacity at -10°C	label	SCOP	Pdesign	AEC	Declared capacity at +2°C	Back-up heater capacity at +2°C
2.24	10.76	11.08	2.36	9.40	10.30	95	A++	8.09	8.00	346	A+	4.57	6.23	1908	4.87	1.36	A+++	6.49	3.50	755	3.50	0
2.41	10.17	11.91	2.53	9.40	11.10	95	A++	8.09	8.00	346	A++	4.60	6.23	1894	4.87	1.36	A+++	6.48	3.60	778	3.60	0
2.50	10.12	11.91	2.69	9.40	11.90	95	A++	7.69	8.50	387	A++	4.62	6.23	1887	4.88	1.35	A+++	6.48	3.60	778	3.60	0
2.58	9.80	11.95	2.69	9.10	12.30	95	A++	7.62	9.00	413	A++	4.69	6.23	1857	4.89	1.34	A+++	6.41	3.80	830	3.80	0
2.54	9.43	11.60	2.86	9.10	12.90	95	A++	7.65	9.00	412	A++	4.73	6.23	1843	4.89	1.34	A+++	6.37	3.80	835	3.80	0
2.80	9.39	11.56	2.86	9.10	13.20	95	A++	7.71	9.00	409	A++	4.77	6.23	1829	4.90	1.33	A+++	6.34	3.90	862	3.90	0
2.32	10.17	11.95	2.53	8.90	10.80	95	A++	8.20	7.80	333	A+	4.59	6.23	1900	4.87	1.36	A+++	6.50	3.60	775	3.60	0
2.50	10.17	11.91	2.53	9.30	11.70	95	A++	7.74	8.50	385	A++	4.62	6.23	1887	4.88	1.35	A+++	6.49	3.60	776	3.60	0
2.58	10.12	11.91	2.69	9.30	12.30	95	A++	7.68	9.00	410	A++	4.64	6.23	1880	4.88	1.35	A+++	6.49	3.70	798	3.70	0
2.67	9.80	11.95	2.69	9.10	12.60	95	A++	7.68	9.00	411	A++	4.71	6.23	1850	4.89	1.34	A+++	6.42	3.80	828	3.80	0
2.62	9.43	11.60	2.86	9.10	13.20	95	A++	7.69	9.00	410	A++	4.75	6.23	1836	4.90	1.33	A+++	6.39	3.90	855	3.90	0
2.88	9.39	11.56	3.03	9.10	13.50	95	A++	7.71	9.00	409	A++	4.78	6.23	1822	4.90	1.33	A+++	6.35	3.90	860	3.90	0
2.67	10.12	11.91	2.69	9.20	12.00	95	A++	7.74	9.00	407	A++	4.64	6.23	1879	4.88	1.35	A+++	6.51	3.70	796	3.70	0
2.75	10.35	11.91	2.82	9.20	12.90	95	A++	7.74	9.00	407	A++	4.65	6.23	1872	4.88	1.35	A+++	6.50	3.70	796	3.70	0
2.88	9.75	11.91	2.86	9.10	13.08	95	A++	7.74	9.00	407	A++	4.73	6.23	1843	4.90	1.33	A+++	6.44	3.80	826	3.80	0
2.88	9.43	11.56	3.03	9.00	13.20	95	A++	7.76	9.00	406	A++	4.77	6.23	1829	4.90	1.33	A+++	6.40	3.90	853	3.90	0
2.84	10.30	11.86	2.82	9.20	13.19	95	A++	7.75	9.00	407	A++	4.67	6.23	1865	4.89	1.34	A+++	6.52	3.70	795	3.70	0
2.97	9.89	11.91	2.99	9.10	13.08	95	A++	7.75	9.00	407	A++	4.75	6.23	1835	4.90	1.33	A+++	6.45	3.90	847	3.90	0
3.01	9.43	11.56	2.70	9.00	13.60	95	A++	7.76	9.00	406	A++	4.78	6.23	1822	4.90	1.33	A+++	6.41	3.90	851	3.90	0
3.10	9.57	11.73	2.99	8.90	13.30	95	A++	7.75	9.00	407	A++	4.77	6.23	1828	4.90	1.33	A+++	6.46	3.90	845	3.90	0
2.41	10.17	11.95	2.53	9.40	11.40	95	A++	8.21	8.00	341	A++	4.61	6.23	1892	4.88	1.35	A+++	6.48	3.60	777	3.60	0
2.58	10.17	11.91	2.69	9.30	12.30	95	A++	7.75	8.70	393	A++	4.64	6.23	1879	4.89	1.34	A+++	6.47	3.70	800	3.70	0
2.67	10.35	11.91	2.69	9.30	12.90	95	A++	7.75	9.00	407	A++	4.66	6.23	1872	4.90	1.33	A+++	6.47	3.70	801	3.70	0
2.80	9.98	11.95	2.86	9.10	12.90	95	A++	7.74	9.00	407	A++	4.73	6.23	1842	4.91	1.32	A+++	6.40	3.80	831	3.80	0
2.80	9.43	11.60	2.86	9.10	13.20	95	A++	7.76	9.00	406	A++	4.77	6.23	1828	4.91	1.32	A+++	6.36	3.90	858	3.90	0
2.97	9.39	11.56	2.70	9.10	13.50	95	A++	7.77	9.00	405	A++	4.80	6.23	1815	4.91	1.32	A+++	6.32	4.00	885	4.00	0
2.75	10.30	11.91	2.82	9.20	12.50	95	A++	7.78	9.00	405	A++	4.66	6.23	1871	4.90	1.33	A+++	6.49	3.70	799	3.70	0
2.84	10.26	11.91	2.82	9.20	13.04	95	A++	7.79	9.00	405	A++	4.67	6.23	1864	4.90	1.33	A+++	6.48	3.70	799	3.70	0
2.97	9.89	11.91	2.99	9.10	13.08	95	A++	7.78	9.00	405	A++	4.75	6.23	1835	4.91	1.32	A+++	6.41	3.90	851	3.90	0
3.01	9.43	11.56	3.03	9.00	13.60	95	A++	7.79	9.00	404	A++	4.79	6.23	1821	4.91	1.32	A+++	6.38	3.90	856	3.90	0
2.97	10.21	11.86	2.99	9.20	13.19	95	A++	7.79	9.00	405	A++	4.69	6.23	1857	4.90	1.33	A+++	6.50	3.70	797	3.70	0
3.05	9.84	11.91	2.99	9.10	13.24	95	A++	7.79	9.00	405	A++	4.77	6.23	1828	4.91	1.32	A+++	6.43	3.90	850	3.90	0
3.18	9.71	11.73	2.70	8.90	13.30	95	A++	7.79	9.00	404	A++	4.79	6.23	1821	4.92	1.31	A+++	6.44	3.90	848	3.90	0
2.97	9.66	11.91	2.82	9.20	12.60	95	A++	7.81	9.00	404	A++	4.66	6.23	1869	4.93	1.30	A+++	6.49	3.70	798	3.70	0
3.05	10.30	11.86	2.99	9.20	13.05	95	A++	7.81	9.00	404	A++	4.68	6.23	1862	4.93	1.30	A+++	6.49	3.70	799	3.70	0
3.18	9.89	11.91	2.99	9.00	13.25	95	A++	7.80	9.00	404	A++	4.76	6.23	1833	4.94	1.29	A+++	6.41	3.90	851	3.90	0
3.27	10.21	11.86	2.70	9.20	13.22	95	A++	7.82	9.00	403	A++	4.70	6.23	1855	4.94	1.29	A+++	6.50	3.70	797	3.70	0
2.50	10.17	11.95	2.53	9.40	11.70	95	A++	7.78	8.50	382	A++	4.62	6.23	1884	4.89	1.34	A+++	6.49	3.60	777	3.60	0
2.67	10.35	11.91	2.69	9.30	12.11	95	A++	7.76	9.00	406	A++	4.66	6.23	1871	4.90	1.33	A+++	6.47	3.70	800	3.70	0
2.75	10.30	11.91	2.82	9.20	13.02	95	A++	7.76	9.00	406	A++	4.68	6.23	1864	4.90	1.33	A+++	6.47	3.70	800	3.70	0
2.88	9.89	11.95	2.86	9.10	13.07	95	A++	7.76	9.00	406	A++	4.75	6.23	1835	4.91	1.32	A+++	6.40	3.90	853	3.90	0
2.93	9.43	11.60	3.03	9.10	13.50	95	A++	7.77	9.00	405	A++	4.79	6.23	1821	4.92	1.31	A+++	6.36	3.90	858	3.90	0
2.88	10.30	11.91	2.82	9.20	12.30	95	A++	7.77	9.00	406	A++	4.68	6.23	1863	4.90	1.33	A+++	6.49	3.70	798	3.70	0
2.97	10.21	11.91	2.82	9.20	13.04	95	A++	7.77	9.00	406	A++	4.69	6.23	1857	4.91	1.32	A+++	6.48	3.70	799	3.70	0
3.05	9.84	11.91	2.99	9.00	13.25	95	A++	7.76	9.00	406	A++	4.77	6.23	1828	4.92	1.31	A+++	6.41	3.90	851	3.90	0
3.10	9.43	11.56	2.70	9.00	13.60	95	A++	7.78	9.00	405	A++	4.80	6.23	1814	4.92	1.31	A+++	6.38	4.00	878	4.00	0
3.05	10.12	11.86	2.99	9.20	13.21	95	A++	7.78	9.00	405	A++	4.71	6.23	1850	4.91	1.32	A+++	6.50	3.80	819	3.80	0
3.27	9.75	11.91	2.70	9.00	13.25	95	A++	7.77	9.00	406	A++	4.79	6.23	1821	4.92	1.31	A+++	6.43	3.90	849	3.90	0
3.05	10.30	11.91	2.99	9.20	12.74	95	A++	7.79	9.00	405	A++	4.68	6.23	1861	4.94	1.29	A+++	6.49	3.70	798	3.70	0
3.18	10.21	11.86	2.99	9.20	13.22	95	A++	7.79	9.00	404	A++	4.70	6.23	1855	4.94	1.29	A+++	6.49	3.70	798	3.70	0
3.27	9.84	11.91	2.70	9.00	13.09	95	A++	7.79	9.00	405	A++	4.77	6.23	1826	4.95	1.28	A+++	6.42	3.90	851	3.90	0
3.36	10.12	11.86	2.70	9.20	13.22	95	A++	7.80	9.00	404	A++	4.72	6.23	1847	4.94	1.29	A+++	6.50	3.80	819	3.80	0
3.27	10.03	11.86	2.70	9.10	13.07	95	A++	7.80	9.00	404	A++	4.75	6.23	1835	4.94	1.29	A+++	6.51	3.70	796	3.70	0

5MXM90A2V1B

Combination tables

Indoor unit	Cooling capacity [kW]					Total cooling capacity [kW]			Power input cooling [kW]			Total current cooling [A]			Heating capacity [kW]					Total heating capacity [kW]		
	Room A	Room B	Room C	Room D	Room E	Min.	Nom.	Max.	Min.	Nom.	Max.	Min.	Nom.	Max.	Room A	Room B	Room C	Room D	Room E	Min.	Nom.	Max.
1.5	1.80	---	---	---	---	1.78	1.80	2.99	0.43	0.33	0.57	1.95	1.60	2.70	1.90	---	---	---	---	1.28	1.90	4.15
2.0	2.00	---	---	---	---	1.86	2.00	3.11	0.44	0.37	0.61	2.00	1.70	2.80	2.49	---	---	---	---	1.33	2.49	4.37
2.5	2.50	---	---	---	---	1.98	2.50	3.69	0.48	0.46	0.80	2.18	2.20	3.70	3.11	---	---	---	---	1.39	3.11	4.84
3.5	3.50	---	---	---	---	2.03	3.50	4.94	0.50	0.74	1.29	2.31	3.40	6.00	4.36	---	---	---	---	1.51	4.36	5.31
4.2	4.20	---	---	---	---	2.06	4.20	5.33	0.51	0.98	1.42	2.35	4.50	6.52	5.23	---	---	---	---	1.56	5.23	6.16
5.0	5.00	---	---	---	---	2.20	5.00	6.03	0.48	1.24	1.71	2.18	5.70	7.84	6.21	---	---	---	---	1.94	6.21	7.75
6.0	6.00	---	---	---	---	2.31	6.00	6.80	0.49	1.69	2.18	2.22	7.80	10.00	7.46	---	---	---	---	2.23	7.46	9.05
7.1	7.10	---	---	---	---	2.43	7.10	7.58	0.51	2.42	2.83	2.35	11.10	13.00	8.82	---	---	---	---	2.55	8.82	9.38
1.5+1.5	1.50	1.50	---	---	---	2.01	3.00	4.79	0.42	0.54	0.99	1.94	2.50	4.51	1.85	1.85	---	---	---	1.51	3.70	7.45
1.5+2.0	1.50	2.00	---	---	---	2.03	3.50	4.96	0.46	0.67	1.07	2.11	3.10	4.88	1.84	2.46	---	---	---	1.57	4.30	7.83
1.5+2.5	1.50	2.50	---	---	---	2.09	4.00	5.28	0.42	0.81	1.20	1.94	3.80	5.48	1.84	3.06	---	---	---	1.72	4.90	8.02
1.5+3.5	1.50	3.50	---	---	---	2.20	5.00	6.17	0.42	1.11	1.53	1.94	5.10	6.99	1.83	4.27	---	---	---	2.02	6.10	8.57
1.5+4.2	1.50	4.20	---	---	---	2.27	5.70	6.59	0.42	1.37	1.76	1.94	6.30	8.10	1.84	5.16	---	---	---	2.23	7.00	8.92
1.5+5.0	1.50	5.00	---	---	---	2.36	6.50	7.20	0.46	1.65	1.97	2.11	7.60	9.10	1.85	6.15	---	---	---	2.48	8.00	10.45
1.5+6.0	1.50	6.00	---	---	---	2.48	7.50	7.81	0.50	2.12	2.29	2.27	9.80	10.60	1.80	7.20	---	---	---	2.77	9.00	10.65
1.5+7.1	1.40	6.60	---	---	---	2.64	8.00	8.51	0.52	2.40	2.76	2.40	11.10	12.70	1.74	8.26	---	---	---	3.09	10.00	10.67
2.0+2.0	2.00	2.00	---	---	---	2.09	4.00	5.45	0.46	0.81	1.29	2.11	3.80	6.00	2.45	2.45	---	---	---	1.72	4.90	8.02
2.0+2.5	2.00	2.50	---	---	---	2.14	4.50	5.91	0.46	0.97	1.47	2.11	4.50	6.80	2.44	3.06	---	---	---	1.88	5.50	8.19
2.0+3.5	2.00	3.50	---	---	---	2.25	5.50	6.58	0.46	1.31	1.76	2.11	6.00	8.10	2.44	4.26	---	---	---	2.17	6.70	8.74
2.0+4.2	2.00	4.20	---	---	---	2.33	6.20	6.98	0.46	1.59	1.96	2.11	7.30	9.00	2.45	5.15	---	---	---	2.39	7.60	9.10
2.0+5.0	2.00	5.00	---	---	---	2.42	7.00	7.49	0.46	1.89	2.13	2.11	8.70	9.80	2.43	6.07	---	---	---	2.62	8.50	10.63
2.0+6.0	1.88	5.63	---	---	---	2.55	7.50	8.16	0.50	2.12	2.52	2.27	9.80	11.60	2.33	6.98	---	---	---	2.92	9.30	10.82
2.0+7.1	1.76	6.24	---	---	---	2.71	8.00	8.67	0.52	2.40	2.88	2.40	11.10	13.20	2.20	7.80	---	---	---	3.23	10.00	10.92
2.5+2.5	2.50	2.50	---	---	---	2.20	5.00	6.34	0.42	1.12	1.66	1.94	5.20	7.70	3.05	3.05	---	---	---	2.02	6.10	8.56
2.5+3.5	2.50	3.50	---	---	---	2.31	6.00	6.79	0.46	1.50	1.86	2.11	6.90	8.60	3.04	4.26	---	---	---	2.33	7.30	9.12
2.5+4.2	2.50	4.20	---	---	---	2.39	6.70	7.27	0.46	1.81	2.12	2.11	8.30	9.80	3.06	5.14	---	---	---	2.54	8.20	9.38
2.5+5.0	2.50	5.00	---	---	---	2.48	7.50	7.88	0.49	2.13	2.35	2.23	9.80	10.80	3.00	6.00	---	---	---	2.77	9.00	10.72
2.5+6.0	2.35	5.65	---	---	---	2.63	8.00	8.43	0.52	2.40	2.70	2.40	11.10	12.40	2.82	6.78	---	---	---	3.06	9.60	10.92
2.5+7.1	2.21	6.29	---	---	---	2.79	8.50	8.69	0.55	2.75	2.88	2.53	12.60	13.20	2.60	7.40	---	---	---	3.38	10.00	11.20
3.5+3.5	3.50	3.50	---	---	---	2.42	7.00	7.49	0.49	1.95	2.23	2.23	9.00	10.30	4.25	4.25	---	---	---	2.62	8.50	9.57
3.5+4.2	3.50	4.20	---	---	---	2.51	7.70	7.85	0.49	2.37	2.45	2.23	10.90	11.30	4.09	4.91	---	---	---	2.83	9.00	10.18
3.5+5.0	3.29	4.71	---	---	---	2.63	8.00	8.02	0.52	2.40	2.41	2.40	11.00	11.10	3.91	5.59	---	---	---	3.06	9.50	10.94
3.5+6.0	2.95	5.05	---	---	---	2.77	8.00	8.65	0.55	2.39	2.82	2.53	11.00	13.00	3.68	6.32	---	---	---	3.35	10.00	11.18
3.5+7.1	2.97	6.03	---	---	---	2.93	9.00	8.68	0.59	2.94	2.82	2.69	13.50	13.00	3.30	6.70	---	---	---	3.66	10.00	11.21
4.2+4.2	4.00	4.00	---	---	---	2.61	8.00	7.86	0.52	2.55	2.45	2.36	11.70	11.30	4.75	4.75	---	---	---	3.03	9.50	9.99
4.2+5.0	3.65	4.35	---	---	---	2.73	8.00	8.21	0.55	2.40	2.52	2.53	11.00	11.60	4.57	5.43	---	---	---	3.26	10.00	10.95
4.2+6.0	3.50	5.00	---	---	---	2.88	8.50	8.67	0.55	2.65	2.82	2.53	12.20	13.00	4.12	5.88	---	---	---	3.55	10.00	11.19
4.2+7.1	3.35	5.65	---	---	---	3.04	9.00	8.85	0.59	2.94	2.95	2.69	13.50	13.60	3.72	6.28	---	---	---	3.87	10.00	11.21
5.0+5.0	4.25	4.25	---	---	---	2.85	8.50	8.37	0.55	2.59	2.48	2.53	11.90	11.40	5.00	5.00	---	---	---	3.49	10.00	11.12
5.0+6.0	4.09	4.91	---	---	---	2.99	9.00	8.85	0.59	2.90	2.78	2.69	13.30	12.80	4.55	5.45	---	---	---	3.77	10.00	11.32
5.0+7.1	3.72	5.28	---	---	---	3.25	9.00	9.12	0.57	2.90	2.97	2.70	13.30	13.70	4.13	5.87	---	---	---	4.09	10.00	11.35
6.0+6.0	4.50	4.50	---	---	---	3.25	9.00	9.46	0.57	2.89	3.23	2.70	13.30	14.90	5.00	5.00	---	---	---	4.07	10.00	11.14
6.0+7.1	4.12	4.88	---	---	---	3.41	9.00	9.48	0.60	2.79	3.23	2.80	12.80	14.90	4.58	5.42	---	---	---	4.39	10.00	11.17
7.1+7.1	4.50	4.50	---	---	---	3.57	9.00	9.51	0.64	2.79	3.24	3.00	12.80	14.90	5.00	5.00	---	---	---	4.70	10.00	11.20
1.5+1.5+1.5	1.50	1.50	1.50	---	---	2.14	4.50	6.40	0.43	0.87	1.37	1.98	4.00	6.25	1.83	1.83	1.83	---	---	1.88	5.50	9.97
1.5+1.5+2.0	1.50	1.50	2.00	---	---	2.20	5.00	6.56	0.43	1.01	1.46	1.98	4.70	6.66	1.83	1.83	2.44	---	---	2.02	6.10	10.15
1.5+1.5+2.5	1.50	1.50	2.50	---	---	2.25	5.50	6.72	0.43	1.16	1.55	1.98	5.30	7.08	1.83	1.83	3.05	---	---	2.17	6.70	10.23
1.5+1.5+3.5	1.50	1.50	3.50	---	---	2.36	6.50	7.20	0.46	1.51	1.78	2.11	7.00	8.20	1.85	1.85	4.31	---	---	2.48	8.00	10.34
1.5+1.5+4.2	1.50	1.50	4.20	---	---	2.44	7.20	7.67	0.46	1.78	1.99	2.11	8.20	9.20	1.81	1.81	5.08	---	---	2.68	8.70	10.34
1.5+1.5+5.0	1.41	1.41	4.69	---	---	2.55	7.50	8.18	0.50	1.87	2.17	2.27	8.60	10.00	1.74	1.74	5.81	---	---	2.92	9.30	10.51
1.5+1.5+6.0	1.33	1.33	5.33	---	---	2.70	8.00	8.75	0.53	2.09	2.46	2.44	9.60	11.30	1.58	1.58	6.33	---	---	3.20	9.50	11.14
1.5+1.5+7.1	1.26	1.26	5.98	---	---	2.86	8.50	9.26	0.56	2.33	2.77	2.57	10.70	12.70	1.49	1.49	7.03	---	---	3.52	10.00	11.18
1.5+2.0+2.0	1.50	2.00	2.00	---	---	2.25	5.50	6.58	0.46	1.16	1.52	2.11	5.40	6.94	1.83	2.44	2.44	---	---	2.17	6.70	10.31
1.5+2.0+2.5	1.50	2.00	2.50	---	---	2.31	6.00	6.89	0.43	1.33	1.65	1.98	6.10	7.54	1.83	2.43	3.04	---	---	2.33	7.30	10.41
1.5+2.0+3.5	1.50	2.00	3.50	---	---	2.42	7.00	7.55	0.46	1.71	1.94	2.11	7.90	8.90	1.82	2.43	4.25	---	---	2.63	8.50	10.50
1.5+2.0+4.2	1.50	2.00	4.20	---	---	2.51	7.70	8.00	0.50	2.02	2.16	2.27	9.30	9.90	1.75	2.34	4.91	---	---	2.83	9.00	10.51
1.5+2.0+5.0	1.41	1.88	4.71	---	---	2.63	8.00	8.50	0.50	2.09	2.34	2.27	9.60	10.80	1.76	2.35	5.88	---	---	3.06	10.00	10.93
1.5+2.0+6.0	1.26	1.68	5.05	---	---	2.77	8.00	9.05	0.53	2.09	2.64	2.44	9.60	12.20	1.58	2.11	6.32	---	---	3.35	10.00	11.14
1.5+2.0+7.1	1.27	1.70	6.03	---	---	2.93	9.00	9.36	0.56	2.62	2.83	2.57	12.00	13.00	1.42	1.89	6.70	---	---	3.66	10.00	11.18
1.5+2.5+2.5	1.50	2.50	2.50	---	---	2.36	6.50	7.18	0.46	1.51	1.78	2.11	7.00	8.20	1.85	3.08	3.08	---	---	2.48	8.00	10.52
1.5+2.5+3.5	1.50	2.50	3.50	---	---	2.48	7.50	7.90	0.50	1.92	2.10	2.27	8.80	9.70	1.80	3.00	4.20	---	---	2.77	9.00	10.63
1.5+2.5+4.2	1.46	2.44	4.10	---	---	2.58	8.00	8.33	0.50	2.15	2.33	2.27	9.90	10.70	1.83	3.05	5.12	---	---	2.97	10.00	10.63
1.5+2.5+5.0	1.33	2.22	4.44	---	---	2.70	8.00	8.73	0.52	2.09	2.46	2.40	9.60	11.30	1.67	2.78	5.56	---	---	3.20	10.00	11.05
1.5+2.5+6.0	1.28	2.13	5.10	---	---	2.85	8.50	9.26	0.53	2.33	2.77	2.44	10.70	12.70	1.50	2.50	6.00	---	---	3.49	10.00	11.14
1.5+2.5+7.1	1.22	2.03	5.76	---	---	3.01	9.00	9.56	0.56	2.62	2.96	2.57	12.00	13.60	1.35	2.25	6.40	---	---	3.80	10.00	11.18
1.5+3.5+3.5	1.41	3.29	3.29	---	---	2.63	8.00	8.47	0.52	2.15	2.39	2.40	9.90	11.00	1.76	4.12	4.12	---	---	3.06	10.00	10.64
1.5+3.5+4.2	1.30	3.04	3.65	---	---	2.73	8.00	8.68	0.52	2.14	2.51	2.40	9.90	11.50	1.63	3.80	4.57	---	---	3.26	10.00	10.78
1.5+3.5+5.0	1.28	2.98	4.25	---	---	2.85	8.50	8.87	0.56	2.33	2.52	2.57	10.70	11.60	1.50	3.50	5.00	---	---	3.49	10.00	10.98
1.5+3.5+6.0	1.23	2.86	4.91	---	---	2.99	9.00	9.31	0.56	2.58	2.77	2.57	11.90	12.70	1.36	3.18	5.45	---	---	3.77	10.00	11.15
1.5+3.5+7.1	1.12	2.60	5.28	---	---	3.32	9.00	9.51	0.57	2.58	2.90	2.70	11.80	13.30	1.24	2.89	5.87	---	---	4.09	10.00	11.18

Power input heating [kW]			Total current heating [A]			Power factor [%]	Seasonal data cooling				Seasonal data heating (average climate)						Seasonal data heating (warm climate)					
Min.	Nom.	Max.	Min.	Nom.	Max.		label	SEER	Pdesign	AEC	label	SCOP	Pdesign	AEC	Declared capacity at -10°C	Back-up heater capacity at -10°C	label	SCOP	Pdesign	AEC	Declared capacity at +2°C	Back-up heater capacity at +2°C
0.28	0.53	1.31	1.29	2.43	5.98	95	---	---	---	---	---	---	---	---	---	---	---	---	---	---	---	---
0.34	0.67	1.37	1.55	3.05	6.25	95	---	---	---	---	---	---	---	---	---	---	---	---	---	---	---	---
0.36	0.88	1.47	1.64	4.04	6.71	95	---	---	---	---	---	---	---	---	---	---	---	---	---	---	---	---
0.38	1.40	1.93	1.73	6.42	8.84	95	---	---	---	---	---	---	---	---	---	---	---	---	---	---	---	---
0.40	1.63	2.06	1.82	7.45	9.42	95	---	---	---	---	---	---	---	---	---	---	---	---	---	---	---	---
0.47	1.76	2.39	2.13	8.08	10.92	95	---	---	---	---	---	---	---	---	---	---	---	---	---	---	---	---
0.58	2.25	2.86	2.66	10.32	13.09	95	---	---	---	---	---	---	---	---	---	---	---	---	---	---	---	---
0.65	2.81	3.01	2.97	12.88	13.77	95	---	---	---	---	---	---	---	---	---	---	---	---	---	---	---	---
0.37	0.88	1.85	1.68	4.03	8.47	95	A++	7.08	3.00	149	A	3.87	3.50	1264	3.18	0.32	A+++	5.85	3.90	933	3.90	0
0.35	1.04	2.01	1.59	4.76	9.20	95	A++	7.22	3.50	170	A	3.88	3.50	1262	3.18	0.32	A+++	5.85	3.90	933	3.90	0
0.37	1.20	2.08	1.68	5.50	9.52	95	A++	7.31	4.00	192	A	3.89	3.50	1259	3.19	0.31	A+++	5.85	3.90	932	3.90	0
0.44	1.68	2.37	2.02	7.69	10.85	95	A++	7.45	5.00	235	A	3.91	3.80	1360	3.37	0.43	A+++	5.86	3.90	932	3.90	0
0.42	1.99	2.59	1.94	9.11	11.85	95	A++	7.45	5.70	268	A	3.92	3.80	1357	3.37	0.43	A+++	5.86	4.00	956	4.00	0
0.44	2.17	2.93	2.02	9.94	13.41	95	A++	7.51	6.50	303	A+	4.00	4.50	1573	3.77	0.73	A+++	5.89	4.00	950	4.00	0
0.48	2.47	2.72	2.19	11.31	12.45	95	A++	7.45	7.50	352	A+	4.01	4.50	1570	3.79	0.71	A+++	5.89	4.10	974	4.10	0
0.52	2.90	2.70	2.37	13.28	12.36	95	A++	7.43	8.60	406	A+	4.02	4.50	1567	3.81	0.69	A+++	5.89	4.10	974	4.10	0
0.37	1.19	2.33	1.68	5.45	10.66	95	A++	7.30	4.00	192	A	3.86	3.50	1267	3.19	0.31	A+++	5.85	3.90	933	3.90	0
0.39	1.37	2.34	1.76	6.28	10.71	95	A++	7.35	4.50	215	A	3.87	3.50	1265	3.19	0.31	A+++	5.86	3.90	932	3.90	0
0.47	1.75	2.45	2.15	8.01	11.21	95	A++	7.49	5.50	257	A	3.92	3.80	1355	3.37	0.43	A+++	5.85	4.00	956	4.00	0
0.58	2.04	2.68	2.67	9.34	12.27	95	A++	7.50	6.20	290	A	3.93	3.80	1353	3.38	0.42	A+++	5.86	4.00	956	4.00	0
0.59	2.35	3.02	2.71	10.76	13.82	95	A++	7.52	7.00	326	A+	4.03	4.50	1564	3.77	0.73	A+++	5.89	4.00	951	4.00	0
0.61	2.62	2.72	2.80	12.00	12.45	95	A++	7.48	7.50	351	A+	4.03	4.50	1560	3.79	0.71	A+++	5.89	4.10	975	4.10	0
0.65	2.90	2.93	2.97	13.28	13.41	95	A++	7.49	8.00	374	A+	4.04	4.50	1557	3.81	0.69	A+++	5.89	4.20	999	4.20	0
0.44	1.73	2.38	2.02	7.92	10.89	95	A++	7.46	5.00	235	A	3.88	3.50	1263	3.20	0.30	A+++	5.86	3.90	932	3.90	0
0.56	2.08	2.70	2.58	9.52	12.36	95	A++	7.48	6.00	281	A	3.93	3.80	1352	3.38	0.42	A+++	5.87	4.00	954	4.00	0
0.61	2.35	2.93	2.80	10.76	13.41	95	A++	7.55	6.70	311	A	3.94	3.80	1349	3.38	0.42	A+++	5.87	4.00	953	4.00	0
0.62	2.58	3.11	2.84	11.81	14.23	95	A++	7.46	7.50	352	A+	4.05	4.50	1552	3.78	0.72	A+++	5.90	4.00	948	4.00	0
0.63	2.76	2.79	2.88	12.64	12.77	95	A++	7.49	8.00	374	A+	4.06	4.50	1549	3.80	0.70	A+++	5.90	4.10	972	4.10	0
0.68	2.89	3.18	3.10	13.23	14.55	95	A++	7.47	8.50	398	A+	4.07	4.50	1546	3.82	0.68	A+++	5.90	4.20	996	4.20	0
0.61	2.54	2.90	2.80	11.63	13.27	95	A++	7.53	7.00	326	A+	4.03	4.50	1561	3.77	0.73	A+++	5.90	4.00	949	4.00	0
0.66	2.77	3.25	3.01	12.68	14.87	95	A++	7.48	7.70	360	A+	4.04	4.50	1558	3.77	0.73	A+++	5.90	4.00	949	4.00	0
0.67	2.73	3.15	3.05	12.50	14.42	95	A++	7.46	8.00	375	A+	4.09	5.20	1777	4.17	1.03	A+++	5.96	4.00	939	4.00	0
0.68	2.77	3.16	3.10	12.68	14.46	95	A++	7.47	8.00	375	A+	4.11	5.20	1770	4.19	1.01	A+++	5.96	4.10	963	4.10	0
0.72	2.73	3.08	3.31	12.50	13.78	95	A++	7.35	9.00	429	A+	4.13	5.20	1763	4.21	0.99	A+++	5.96	4.20	986	4.20	0
0.68	2.62	3.25	3.10	12.00	14.87	95	A++	7.42	8.00	377	A+	4.05	4.50	1555	3.77	0.73	A+++	5.90	4.00	948	4.00	0
0.69	2.78	3.21	3.14	12.73	14.69	95	A++	7.41	8.00	378	A+	4.16	5.20	1748	4.17	1.03	A+++	5.96	4.10	962	4.10	0
0.71	2.74	3.15	3.23	12.55	14.42	95	A++	7.38	8.50	404	A+	4.18	5.20	1741	4.19	1.01	A+++	5.96	4.10	962	4.10	0
0.74	2.69	3.07	3.40	12.32	14.05	95	A++	7.35	9.00	429	A+	4.19	5.20	1734	4.21	0.99	A+++	5.96	4.20	986	4.20	0
0.71	2.71	3.13	3.27	12.41	14.32	95	A++	7.49	8.50	397	A+	4.05	6.46	2229	4.87	1.59	A+++	6.04	4.10	950	4.10	0
0.71	2.67	3.05	3.23	12.22	13.96	95	A++	7.54	9.00	418	A+	4.07	6.46	2220	4.89	1.57	A+++	6.04	4.10	950	4.10	0
0.78	2.63	2.83	3.57	12.04	12.95	95	A++	7.55	9.00	417	A+	4.09	6.46	2211	4.91	1.55	A+++	6.04	4.20	973	4.20	0
0.71	2.65	2.80	3.27	12.13	12.81	95	A++	7.55	9.00	418	A+	4.08	6.46	2215	4.90	1.56	A+++	6.04	4.20	973	4.20	0
0.79	2.62	2.79	3.61	12.00	12.77	95	A++	7.56	9.00	417	A+	4.10	6.46	2206	4.91	1.55	A+++	6.04	4.20	973	4.20	0
0.84	2.60	2.78	3.83	11.90	12.72	95	A++	7.56	9.00	417	A+	4.09	6.46	2207	4.93	1.53	A+++	6.04	4.30	997	4.30	0
0.44	1.20	2.28	2.02	5.50	10.43	95	A++	8.03	4.50	197	A+	4.00	4.80	1679	3.97	0.83	A+++	5.78	3.60	871	3.60	0
0.46	1.38	2.36	2.11	6.32	10.80	95	A++	8.10	5.00	217	A+	4.01	4.80	1674	3.98	0.82	A+++	5.77	3.70	897	3.70	0
0.48	1.59	2.39	2.19	7.28	10.94	95	A++	8.32	5.50	232	A+	4.02	4.80	1669	3.98	0.82	A+++	5.76	3.70	899	3.70	0
0.52	2.05	2.51	2.37	9.39	11.49	95	A++	8.33	6.50	273	A+	4.02	5.50	1914	4.38	1.12	A+++	5.79	3.80	919	3.80	0
0.56	2.29	2.51	2.58	10.49	11.49	95	A++	8.29	7.20	304	A+	4.03	5.50	1908	4.39	1.11	A+++	5.78	3.80	921	3.80	0
0.56	2.48	2.61	2.58	11.36	11.95	95	A++	8.22	7.50	320	A+	4.12	6.46	2191	4.93	1.53	A+++	5.76	3.90	947	3.90	0
0.57	2.48	2.80	2.62	11.36	12.81	95	A++	8.16	8.00	344	A+	4.15	6.46	2175	4.95	1.51	A+++	5.72	4.00	979	4.00	0
0.61	2.70	2.79	2.80	12.36	12.77	95	A++	8.09	8.50	368	A+	4.18	6.46	2159	4.97	1.49	A+++	5.68	4.10	1011	4.10	0
0.48	1.60	2.43	2.19	7.33	11.12	95	A++	8.30	5.50	232	A+	4.01	4.80	1672	3.98	0.82	A+++	5.76	3.60	875	3.60	0
0.50	1.77	2.46	2.28	8.11	11.26	95	A++	8.30	6.00	253	A+	4.04	4.80	1663	3.99	0.81	A+++	5.75	3.60	877	3.60	0
0.54	2.21	2.60	2.45	10.12	11.90	95	A++	8.32	7.00	295	A+	4.02	5.50	1912	4.39	1.11	A+++	5.77	3.60	872	3.60	0
0.58	2.39	2.66	2.67	10.94	12.17	95	A++	8.23	7.70	328	A+	4.03	5.50	1906	4.39	1.11	A+++	5.76	3.70	899	3.70	0
0.58	2.77	2.66	2.67	12.68	12.17	95	A++	8.14	8.00	344	A+	4.13	6.46	2189	4.93	1.53	A+++	5.75	3.80	925	3.80	0
0.60	2.71	2.80	2.75	12.41	12.81	95	A++	8.14	8.00	344	A+	4.16	6.46	2173	4.95	1.51	A+++	5.71	3.90	957	3.90	0
0.64	2.69	2.79	2.93	12.32	12.77	95	A++	8.03	9.00	392	A+	4.19	6.46	2157	4.97	1.49	A+++	5.66	4.00	988	4.00	0
0.52	2.00	2.46	2.37	9.16	11.26	95	A++	8.30	6.50	275	A+	4.05	4.80	1657	3.99	0.81	A+++	5.78	3.60	872	3.60	0
0.56	2.35	2.66	2.58	10.76	12.17	95	A++	8.28	7.50	317	A+	4.05	5.50	1901	4.39	1.11	A+++	5.80	3.70	892	3.70	0
0.60	2.74	2.66	2.75	12.55	12.17	95	A++	8.11	8.00	345	A+	4.06	5.50	1895	4.39	1.11	A+++	5.79	3.70	894	3.70	0
0.61	2.63	2.82	2.80	12.04	12.91	95	A++	8.14	8.00	344	A+	4.15	6.46	2176	4.94	1.52	A+++	5.78	3.80	920	3.80	0
0.62	2.58	2.80	2.84	11.81	12.81	95	A++	8.09	8.50	368	A+	4.18	6.46	2160	4.96	1.50	A+++	5.74	3.90	952	3.90	0
0.66	2.53	2.79	3.01	11.58	12.77	95	A++	8.03	9.00	392	A+	4.21	6.46	2145	4.97	1.49	A+++	5.69	4.00	983	4.00	0
0.60	2.74	2.66	2.75	12.55	12.17	95	A++	8.11	8.00	346	A+	4.09	6.46	2208	4.93	1.53	A+++	5.88	3.70	881	3.70	0
0.65	2.72	2.87	2.97	12.45	13.14	95	A++	8.10	8.00	346	A+	4.10	6.46	2201	4.93	1.53	A+++	5.86	3.70	883	3.70	0
0.66	2.61	2.82	3.01	11.95	12.91	95	A++	8.09	8.50	368	A+	4.16	6.46	2169	4.94	1.52	A+++	5.78	3.90	945	3.90	0
0.67	2.56	2.80	3.05	11.72	12.81	95	A++	8.03	9.00	392	A+	4.20	6.46	2154	4.96	1.50	A+++	5.74	4.00	976	4.00	0
0.73	2.51	2.79	3.36	11.49	12.77	95	A++	8.05	9.00	392	A+	4.23	6.46	2138	4.98	1.48	A+++	5.70	4.00	982	4.00	0

5MXM90A2V1B

Combination tables

Indoor unit	Cooling capacity [kW]					Total cooling capacity [kW]			Power input cooling [kW]			Total current cooling [A]			Heating capacity [kW]					Total heating capacity [kW]		
	Room A	Room B	Room C	Room D	Room E	Min.	Nom.	Max.	Min.	Nom.	Max.	Min.	Nom.	Max.	Room A	Room B	Room C	Room D	Room E	Min.	Nom.	Max.
1.5+4.2+4.2	1.36	3.82	3.82	---	---	2.83	9.00	8.69	0.55	2.73	2.51	2.53	12.50	11.50	1.52	4.24	4.24	---	---	3.46	10.00	10.90
1.5+4.2+5.0	1.26	3.53	4.21	---	---	2.95	9.00	8.88	0.56	2.62	2.52	2.57	12.00	11.60	1.40	3.93	4.67	---	---	3.69	10.00	11.03
1.5+4.2+6.0	1.15	3.23	4.62	---	---	3.10	9.00	9.51	0.59	2.58	2.90	2.69	11.90	13.30	1.28	3.59	5.13	---	---	3.98	10.00	11.27
1.5+4.2+7.1	1.05	2.95	4.99	---	---	3.32	9.00	9.53	0.57	2.58	2.90	2.70	11.80	13.27	1.17	3.28	5.55	---	---	4.29	10.00	11.30
1.5+5.0+5.0	1.17	3.91	3.91	---	---	3.07	9.00	9.27	0.59	2.52	2.66	2.69	11.60	12.20	1.30	4.35	4.35	---	---	3.92	10.00	11.17
1.5+5.0+6.0	1.08	3.60	4.32	---	---	3.35	9.00	9.70	0.56	2.51	2.91	2.70	11.50	13.40	1.20	4.00	4.80	---	---	4.21	10.00	11.41
1.5+5.0+7.1	0.99	3.31	4.70	---	---	3.53	9.00	9.72	0.60	2.51	2.92	2.80	11.50	13.40	1.10	3.68	5.22	---	---	4.53	10.00	11.44
1.5+6.0+6.0	1.00	4.00	4.00	---	---	3.53	9.00	10.20	0.60	2.47	3.25	2.80	11.40	15.00	1.11	4.44	4.44	---	---	4.50	10.00	11.65
1.5+6.0+7.1	0.92	3.70	4.38	---	---	3.53	9.00	10.22	0.60	2.47	3.25	2.80	11.40	15.00	1.32	3.97	4.70	---	---	4.81	10.00	11.68
2.0+2.0+2.0	2.00	2.00	2.00	---	---	2.31	6.00	6.80	0.46	1.33	1.63	2.11	6.10	7.50	2.50	2.50	2.50	---	---	2.33	7.50	10.49
2.0+2.0+2.5	2.00	2.00	2.50	---	---	2.36	6.50	7.17	0.46	1.52	1.78	2.11	7.00	8.20	2.46	2.46	3.08	---	---	2.48	8.00	10.57
2.0+2.0+3.5	2.00	2.00	3.50	---	---	2.48	7.50	7.88	0.50	1.93	2.10	2.27	8.90	9.70	2.40	2.40	4.20	---	---	2.77	9.00	10.68
2.0+2.0+4.2	2.00	2.00	4.20	---	---	2.58	8.20	8.31	0.50	2.27	2.33	2.27	10.40	10.70	2.29	2.29	4.81	---	---	2.97	9.40	10.68
2.0+2.0+5.0	1.78	1.78	4.44	---	---	2.70	8.00	8.71	0.52	2.09	2.46	2.40	9.60	11.30	2.22	2.22	5.56	---	---	3.20	10.00	10.90
2.0+2.0+6.0	1.70	1.70	5.10	---	---	2.85	8.50	9.24	0.53	2.33	2.76	2.44	10.70	12.70	2.00	2.00	6.00	---	---	3.49	10.00	11.14
2.0+2.0+7.1	1.62	1.62	5.76	---	---	3.01	9.00	9.54	0.56	2.62	2.96	2.57	12.00	13.60	1.80	1.80	6.40	---	---	3.80	10.00	11.18
2.0+2.5+2.5	2.00	2.50	2.50	---	---	2.42	7.00	7.52	0.46	1.71	1.94	2.11	7.90	8.90	2.43	3.04	3.04	---	---	2.62	8.50	10.59
2.0+2.5+3.5	1.88	2.34	3.28	---	---	2.55	7.50	8.22	0.50	1.92	2.27	2.27	8.80	10.40	2.33	2.91	4.07	---	---	2.92	9.30	10.68
2.0+2.5+4.2	1.84	2.30	3.86	---	---	2.66	8.00	8.53	0.52	2.15	2.44	2.40	9.90	11.30	2.30	2.87	4.83	---	---	3.12	10.00	10.77
2.0+2.5+5.0	1.68	2.11	4.21	---	---	2.77	8.00	8.83	0.52	2.09	2.52	2.40	9.60	11.60	2.11	2.63	5.26	---	---	3.35	10.00	11.11
2.0+2.5+6.0	1.66	2.07	4.97	---	---	2.92	8.70	9.36	0.56	2.44	2.83	2.57	11.20	13.00	1.90	2.38	5.71	---	---	3.63	10.00	11.14
2.0+2.5+7.1	1.55	1.94	5.51	---	---	3.08	9.00	9.56	0.59	2.62	2.96	2.69	12.00	13.60	1.72	2.16	6.12	---	---	3.95	10.00	11.18
2.0+3.5+3.5	1.78	3.11	3.11	---	---	2.70	8.00	8.67	0.52	2.15	2.51	2.40	9.90	11.50	2.22	3.89	3.89	---	---	3.20	10.00	10.77
2.0+3.5+4.2	1.75	3.07	3.68	---	---	2.80	8.50	8.68	0.55	2.42	2.51	2.53	11.10	11.50	2.06	3.61	4.33	---	---	3.41	10.00	10.97
2.0+3.5+5.0	1.66	2.90	4.14	---	---	2.92	8.70	8.87	0.56	2.44	2.52	2.57	11.20	11.60	1.90	3.33	4.76	---	---	3.63	10.00	11.34
2.0+3.5+6.0	1.57	2.74	4.70	---	---	3.07	9.00	9.50	0.59	2.58	2.90	2.69	11.90	13.30	1.74	3.04	5.22	---	---	3.92	10.00	11.34
2.0+3.5+7.1	1.43	2.50	5.07	---	---	3.32	9.00	9.51	0.57	2.58	2.90	2.70	11.80	13.30	1.59	2.78	5.63	---	---	4.23	10.00	11.35
2.0+4.2+4.2	1.67	3.51	3.51	---	---	2.91	8.70	8.69	0.55	2.54	2.51	2.53	11.70	11.50	1.92	4.04	4.04	---	---	3.60	10.00	10.98
2.0+4.2+5.0	1.61	3.38	4.02	---	---	3.02	9.00	9.09	0.59	2.62	2.64	2.69	12.00	12.20	1.79	3.75	4.46	---	---	3.84	10.00	11.35
2.0+4.2+6.0	1.48	3.10	4.43	---	---	3.32	9.00	9.51	0.57	2.58	2.90	2.70	11.90	13.30	1.64	3.44	4.92	---	---	4.12	10.00	11.37
2.0+4.2+7.1	1.35	2.84	4.80	---	---	3.49	9.00	9.53	0.60	2.58	2.90	2.80	11.80	13.30	1.50	3.16	5.34	---	---	4.44	10.00	11.40
2.0+5.0+5.0	1.50	3.75	3.75	---	---	3.14	9.00	9.27	0.59	2.52	2.66	2.69	11.60	12.20	1.67	4.17	4.17	---	---	4.07	10.00	11.06
2.0+5.0+6.0	1.38	3.46	4.15	---	---	3.35	9.00	9.70	0.56	2.51	2.91	2.70	11.50	13.40	1.54	3.85	4.62	---	---	4.36	10.00	11.29
2.0+5.0+7.1	1.28	3.19	4.53	---	---	3.53	9.00	9.72	0.60	2.51	2.92	2.80	11.50	13.40	1.42	3.55	5.04	---	---	4.67	10.00	11.33
2.0+6.0+6.0	1.29	3.86	3.86	---	---	3.53	9.00	10.20	0.60	2.47	3.25	2.80	11.40	15.00	1.43	4.29	4.29	---	---	4.64	10.00	11.53
2.0+6.0+7.1	1.19	3.58	4.23	---	---	3.70	9.00	10.65	0.64	2.47	3.60	3.00	11.40	16.60	1.32	3.97	4.70	---	---	4.96	10.00	11.56
2.5+2.5+2.5	2.50	2.50	2.50	---	---	2.48	7.50	7.87	0.50	1.93	2.10	2.27	8.90	9.70	3.33	3.33	3.33	---	---	2.77	10.00	10.72
2.5+2.5+3.5	2.35	2.35	3.29	---	---	2.63	8.00	8.44	0.52	2.15	2.39	2.40	9.90	11.00	2.94	2.94	4.12	---	---	3.06	10.00	10.92
2.5+2.5+4.2	2.17	2.17	3.65	---	---	2.73	8.00	8.65	0.52	2.15	2.50	2.40	9.90	11.50	2.72	2.72	4.57	---	---	3.26	10.00	11.04
2.5+2.5+5.0	2.13	2.13	4.25	---	---	2.85	8.50	8.84	0.56	2.33	2.52	2.57	10.70	11.60	2.50	2.50	5.00	---	---	3.49	10.00	11.33
2.5+2.5+6.0	2.05	2.05	4.91	---	---	2.99	9.00	9.37	0.56	2.62	2.83	2.57	12.00	13.00	2.27	2.27	5.45	---	---	3.77	10.00	11.35
2.5+2.5+7.1	1.86	1.86	5.28	---	---	3.32	9.00	9.58	0.57	2.62	2.96	2.70	12.00	13.60	2.07	2.07	5.87	---	---	4.09	10.00	11.37
2.5+3.5+3.5	2.11	2.95	2.95	---	---	2.77	8.00	8.68	0.55	2.14	2.51	2.53	9.90	11.50	2.63	3.68	3.68	---	---	3.35	10.00	11.19
2.5+3.5+4.2	2.08	2.92	3.50	---	---	2.88	8.50	8.69	0.55	2.42	2.51	2.53	11.10	11.50	2.45	3.43	4.12	---	---	3.55	10.00	11.20
2.5+3.5+5.0	2.05	2.86	4.09	---	---	2.99	9.00	8.89	0.59	2.62	2.52	2.69	12.00	11.60	2.27	3.18	4.55	---	---	3.77	10.00	11.34
2.5+3.5+6.0	1.88	2.63	4.50	---	---	3.14	9.00	9.51	0.59	2.58	2.90	2.69	11.80	13.30	2.08	2.92	5.00	---	---	4.07	10.00	11.35
2.5+3.5+7.1	1.72	2.40	4.88	---	---	3.33	9.00	9.53	0.57	2.57	2.90	2.70	11.80	13.30	1.91	2.67	5.42	---	---	4.39	10.00	11.40
2.5+4.2+4.2	2.06	3.47	3.47	---	---	2.98	9.00	8.71	0.59	2.72	2.51	2.69	12.50	11.50	2.29	3.85	3.85	---	---	3.75	10.00	11.20
2.5+4.2+5.0	1.92	3.23	3.85	---	---	3.10	9.00	9.10	0.59	2.58	2.64	2.69	11.90	12.20	2.14	3.59	4.27	---	---	3.98	10.00	11.35
2.5+4.2+6.0	1.77	2.98	4.25	---	---	3.32	9.00	9.52	0.57	2.58	2.90	2.70	11.80	13.30	1.97	3.31	4.72	---	---	4.26	10.00	11.37
2.5+4.2+7.1	1.63	2.74	4.63	---	---	3.50	9.00	9.54	0.60	2.57	2.90	2.80	11.80	13.40	1.81	3.04	5.14	---	---	4.58	10.00	11.40
2.5+5.0+5.0	1.80	3.60	3.60	---	---	3.35	9.00	9.28	0.56	2.51	2.66	2.70	11.60	12.20	2.00	4.00	4.00	---	---	4.21	10.00	11.06
2.5+5.0+6.0	1.67	3.33	4.00	---	---	3.53	9.00	9.72	0.60	2.51	2.92	2.80	11.50	13.40	1.85	3.70	4.44	---	---	4.50	10.00	11.29
2.5+5.0+7.1	1.54	3.08	4.38	---	---	3.53	9.00	9.73	0.60	2.48	2.92	2.80	11.40	13.40	1.71	3.42	4.86	---	---	4.81	10.00	11.33
2.5+6.0+6.0	1.55	3.72	3.72	---	---	3.53	9.00	10.22	0.60	2.47	3.25	2.80	11.40	15.00	1.72	4.14	4.14	---	---	4.78	10.00	11.53
2.5+6.0+7.1	1.44	3.46	4.10	---	---	3.71	9.00	10.66	0.64	2.47	3.60	3.00	11.40	16.60	1.60	3.85	4.55	---	---	5.10	10.00	11.56
3.5+3.5+3.5	2.90	2.90	2.90	---	---	2.92	8.70	8.83	0.59	2.50	2.57	2.69	11.50	11.80	3.33	3.33	3.33	---	---	3.63	10.00	11.19
3.5+3.5+4.2	2.81	2.81	3.38	---	---	3.02	9.00	8.84	0.59	2.68	2.57	2.69	12.30	11.90	3.13	3.13	3.75	---	---	3.84	10.00	11.20
3.5+3.5+5.0	2.63	2.63	3.75	---	---	3.14	9.00	9.03	0.62	2.58	2.59	2.82	11.80	11.90	2.92	2.92	4.17	---	---	4.07	10.00	11.35
3.5+3.5+6.0	2.42	2.42	4.15	---	---	3.33	9.00	9.56	0.57	2.57	2.90	2.70	11.80	13.40	2.69	2.69	4.62	---	---	4.36	10.00	11.38
3.5+3.5+7.1	2.23	2.23	4.53	---	---	3.50	9.00	9.58	0.60	2.57	2.90	2.80	11.80	13.40	2.48	2.48	5.04	---	---	4.67	10.00	11.39
3.5+4.2+4.2	2.65	3.18	3.18	---	---	3.13	9.00	9.05	0.62	2.68	2.69	2.82	12.30	12.40	2.94	3.53	3.53	---	---	4.04	10.00	11.21
3.5+4.2+5.0	2.48	2.98	3.54	---	---	3.33	9.00	9.25	0.57	2.57	2.71	2.70	11.80	12.50	2.76	3.31	3.94	---	---	4.26	10.00	11.22
3.5+4.2+6.0	2.30	2.76	3.94	---	---	3.50	9.00	9.57	0.60	2.57	2.90	2.80	11.80	13.40	2.55	3.07	4.38	---	---	4.55	10.00	11.25
3.5+4.2+7.1	2.13	2.55	4.32	---	---	3.67	9.00	10.04	0.64	2.56	3.23	3.00	11.80	14.90	2.36	2.84	4.80	---	---	4.88	10.00	11.27
3.5+5.0+5.0	2.33	3.33	3.33	---	---	3.53	9.00	9.22	0.60	2.48	2.60	2.80	11.40	11.90	2.59	3.70	3.70	---	---	4.50	10.00	11.07
3.5+5.0+6.0	2.17	3.10	3.72	---	---	3.53	9.00	9.76	0.60	2.47	2.92	2.80	11.40	13.40	2.41	3.45	4.14	---	---	4.78	10.00	11.29
3.5+5.0+7.1	2.02	2.88	4.10	---	---	3.71	9.00	10.15	0.64	2.47	3.19	3.00	11.30	14.60	2.24	3.21	4.55	---	---	5.10	10.00	11.34
3.5+6.0+6.0	2.03	3.48	3.48	---	---	3.71	9.00	10.61	0.64	2.47	3.54	3.00	11.30	16.30	2.26	3.87	3.87	---	---	5.07	10.00	11.53
4.2+4.2+4.2	3.00	3.00	3.00	---	---	3.30	9.00	9.25	0.57	2.68	2.82	2.70	12.30	13.00	3.33	3.33	3.33	---	---	4.23	10.00	11.22

Power input heating [kW]			Total current heating [A]			Power factor [%]	Seasonal data cooling				Seasonal data heating (average climate)						Seasonal data heating (warm climate)					
Min.	Nom.	Max.	Min.	Nom.	Max.		label	SEER	Pdesign	AEC	label	SCOP	Pdesign	AEC	Declared capacity at -10°C	Back-up heater capacity at -10°C	label	SCOP	Pdesign	AEC	Declared capacity at +2°C	Back-up heater capacity at +2°C
0.68	2.69	2.92	3.10	12.32	13.36	95	A++	8.26	9.90	419	A+	4.12	6.46	2194	4.93	1.53	A+++	5.86	3.80	907	3.80	0
0.71	2.59	2.82	3.23	11.86	12.91	95	A++	8.18	9.00	385	A+	4.18	6.46	2162	4.94	1.52	A+++	5.78	3.90	944	3.90	0
0.71	2.54	2.80	3.27	11.63	12.81	95	A++	8.19	9.00	385	A+	4.21	6.46	2147	4.96	1.50	A+++	5.74	4.00	975	4.00	0
0.76	2.49	2.78	3.48	11.40	12.72	95	A++	8.20	9.00	384	A+	4.24	6.46	2132	4.98	1.48	A+++	5.70	4.10	1007	4.10	0
0.71	2.50	2.83	3.23	11.45	12.95	95	A++	8.21	9.00	384	A+	4.19	6.46	2156	4.95	1.51	A+++	5.78	3.90	944	3.90	0
0.71	2.46	2.75	3.27	11.26	12.59	95	A++	8.22	9.00	384	A+	4.22	6.46	2140	4.97	1.49	A+++	5.74	4.00	975	4.00	0
0.79	2.41	2.73	3.61	11.03	12.49	95	A++	8.22	9.00	383	A+	4.25	6.46	2125	4.99	1.47	A+++	5.70	4.10	1006	4.10	0
0.72	2.42	2.67	3.31	11.08	12.22	95	A++	8.22	9.00	383	A+	4.24	6.46	2133	4.97	1.49	A+++	5.75	4.00	974	4.00	0
0.79	2.40	2.66	3.61	10.99	12.17	95	A++	8.23	9.00	383	A+	4.26	6.46	2119	4.99	1.47	A+++	5.70	4.10	1006	4.10	0
0.50	1.77	2.50	2.28	8.11	11.44	95	A++	8.30	6.00	253	A+	4.03	4.80	1665	4.00	0.80	A+++	5.75	3.60	877	3.60	0
0.52	1.92	2.54	2.37	8.79	11.62	95	A++	8.30	6.50	275	A+	4.04	4.80	1660	4.00	0.80	A+++	5.74	3.60	878	3.60	0
0.56	2.27	2.66	2.58	10.39	12.17	95	A++	8.28	7.50	317	A+	4.06	5.60	1931	4.46	1.14	A+++	5.77	3.70	897	3.70	0
0.60	2.47	2.66	2.75	11.31	12.17	95	A++	8.13	8.20	353	A+	4.07	5.60	1925	4.46	1.14	A+++	5.76	3.70	899	3.70	0
0.61	2.76	2.82	2.80	12.64	12.91	95	A++	8.14	8.00	344	A+	4.16	6.46	2174	4.95	1.51	A+++	5.74	3.80	927	3.80	0
0.62	2.72	2.80	2.84	12.45	12.81	95	A++	8.08	8.50	368	A+	4.19	6.46	2158	4.97	1.49	A+++	5.70	3.90	958	3.90	0
0.66	2.67	2.79	3.01	12.22	12.77	95	A++	8.04	9.00	392	A+	4.22	6.46	2142	4.99	1.47	A+++	5.65	4.00	990	4.00	0
0.54	2.15	2.63	2.45	9.84	12.04	95	A++	8.32	7.00	295	A+	4.07	5.00	1716	4.11	0.89	A+++	5.78	3.60	871	3.60	0
0.58	2.45	2.66	2.67	11.22	12.17	95	A++	8.28	7.50	317	A+	4.09	5.60	1913	4.46	1.14	A+++	5.80	3.70	893	3.70	0
0.63	2.77	2.87	2.88	12.68	13.14	95	A++	8.11	8.00	345	A+	4.11	5.60	1908	4.46	1.14	A+++	5.79	3.70	894	3.70	0
0.63	2.73	2.82	2.88	12.50	12.91	95	A++	8.14	8.00	344	A+	4.19	6.46	2154	4.95	1.51	A+++	5.77	3.90	947	3.90	0
0.64	2.68	2.80	2.93	12.27	12.81	95	A++	8.05	8.70	378	A+	4.22	6.46	2139	4.97	1.49	A+++	5.72	4.00	978	4.00	0
0.69	2.66	2.79	3.14	12.18	12.77	95	A++	8.05	9.00	392	A+	4.25	6.46	2124	4.99	1.47	A+++	5.68	4.00	985	4.00	0
0.65	2.76	2.87	2.97	12.64	13.14	95	A++	8.12	8.00	345	A+	4.25	6.46	2126	4.94	1.52	A+++	5.98	3.90	913	3.90	0
0.68	2.75	2.97	3.10	12.59	13.59	95	A++	8.07	8.50	369	A+	4.26	6.46	2120	4.94	1.52	A+++	5.97	3.90	915	3.90	0
0.68	2.73	3.04	3.10	12.50	13.91	95	A++	8.04	8.70	379	A+	4.32	6.46	2090	4.96	1.50	A+++	5.88	4.10	976	4.10	0
0.69	2.68	2.80	3.14	12.27	12.81	95	A++	8.05	9.00	392	A+	4.35	6.46	2076	4.97	1.49	A+++	5.84	4.20	1007	4.20	0
0.76	2.72	2.79	3.48	12.45	12.77	95	A++	8.06	9.00	391	A+	4.38	6.46	2062	4.99	1.47	A+++	5.79	4.20	1014	4.20	0
0.70	2.73	2.97	3.18	12.50	13.59	95	A++	8.06	8.70	378	A+	4.28	6.46	2113	4.95	1.51	A+++	5.97	4.00	938	4.00	0
0.72	2.71	3.04	3.31	12.41	13.91	95	A++	8.03	9.00	392	A+	4.34	6.46	2084	4.96	1.50	A+++	5.88	4.10	976	4.10	0
0.73	2.60	2.80	3.36	11.90	12.81	95	A++	8.05	9.00	392	A+	4.37	6.46	2069	4.98	1.48	A+++	5.84	4.20	1007	4.20	0
0.78	2.55	2.78	3.57	11.68	12.72	95	A++	8.06	9.00	391	A+	4.40	6.46	2055	5.00	1.46	A+++	5.80	4.30	1038	4.30	0
0.75	2.59	2.83	3.44	11.86	12.95	95	A++	8.09	9.00	390	A+	4.35	6.46	2077	4.96	1.50	A+++	5.88	4.10	975	4.10	0
0.74	2.55	2.75	3.40	11.68	12.59	95	A++	8.10	9.00	389	A+	4.38	6.46	2063	4.98	1.48	A+++	5.84	4.20	1006	4.20	0
0.81	2.53	2.73	3.70	11.58	12.49	95	A++	8.11	9.00	388	A+	4.41	6.46	2049	5.00	1.46	A+++	5.80	4.30	1038	4.30	0
0.77	2.44	2.67	3.53	11.17	12.22	95	A++	8.11	9.00	389	A+	4.39	6.46	2057	4.99	1.47	A+++	5.85	4.20	1006	4.20	0
0.82	2.39	2.66	3.74	10.94	12.17	95	A++	8.12	9.00	388	A+	4.42	6.46	2043	5.00	1.46	A+++	5.80	4.30	1037	4.30	0
0.56	2.67	2.66	2.58	12.22	12.17	95	A++	8.28	7.50	317	A+	4.09	5.00	1709	4.13	0.87	A+++	5.77	3.70	898	3.70	0
0.63	2.63	2.74	2.88	12.04	12.54	95	A++	8.13	8.00	345	A+	4.11	5.60	1906	4.48	1.12	A+++	5.79	3.70	894	3.70	0
0.65	2.61	2.87	2.97	11.95	13.14	95	A++	8.14	8.00	344	A+	4.12	5.60	1900	4.48	1.12	A+++	5.78	3.80	921	3.80	0
0.66	2.51	3.04	3.01	11.49	13.91	95	A++	8.07	8.50	369	A+	4.20	6.46	2152	4.97	1.49	A+++	5.75	3.90	949	3.90	0
0.67	2.46	2.80	3.05	11.26	12.81	95	A++	8.05	9.00	391	A+	4.23	6.46	2136	4.99	1.47	A+++	5.71	4.00	980	4.00	0
0.73	2.41	2.79	3.36	11.03	12.77	95	A++	8.07	9.00	391	A+	4.26	6.46	2121	5.00	1.46	A+++	5.67	4.10	1012	4.10	0
0.68	2.57	3.08	3.10	11.77	14.10	95	A++	8.14	8.00	344	A+	4.15	6.46	2176	4.96	1.50	A+++	5.85	3.80	909	3.80	0
0.70	2.55	3.08	3.18	11.68	14.10	95	A++	8.09	8.50	368	A+	4.16	6.46	2170	4.96	1.50	A+++	5.84	3.80	910	3.80	0
0.71	2.45	3.04	3.23	11.22	13.91	95	A++	8.05	9.00	392	A+	4.22	6.46	2139	4.97	1.49	A+++	5.76	3.90	948	3.90	0
0.71	2.40	2.80	3.27	10.99	12.81	95	A++	8.06	9.00	391	A+	4.25	6.46	2124	4.99	1.47	A+++	5.72	4.00	979	4.00	0
0.78	2.36	2.79	3.57	10.81	12.77	95	A++	8.07	9.00	390	A+	4.28	6.46	2110	5.01	1.45	A+++	5.67	4.10	1011	4.10	0
0.72	2.53	3.08	3.31	11.58	14.10	95	A++	8.01	9.00	394	A+	4.18	6.46	2163	4.96	1.50	A+++	5.85	3.80	910	3.80	0
0.75	2.43	3.04	3.44	11.13	13.91	95	A++	7.99	9.00	394	A+	4.24	6.46	2133	4.97	1.49	A+++	5.76	4.00	972	4.00	0
0.76	2.39	2.80	3.48	10.94	12.81	95	A++	8.01	9.00	394	A+	4.27	6.46	2118	4.99	1.47	A+++	5.72	4.00	979	4.00	0
0.81	2.34	2.78	3.70	10.71	12.72	95	A++	8.02	9.00	393	A+	4.30	6.46	2103	5.01	1.45	A+++	5.68	4.10	1011	4.10	0
0.78	2.41	2.83	3.57	11.03	12.95	95	A++	8.10	9.00	389	A+	4.25	6.46	2126	4.98	1.48	A+++	5.76	4.00	972	4.00	0
0.79	2.37	2.75	3.61	10.85	12.59	95	A++	8.11	9.00	388	A+	4.28	6.46	2111	5.00	1.46	A+++	5.72	4.10	1003	4.10	0
0.84	2.33	2.73	3.83	10.67	12.49	95	A++	8.12	9.00	388	A+	4.31	6.46	2097	5.02	1.44	A+++	5.68	4.10	1010	4.10	0
0.80	2.35	2.67	3.66	10.76	12.22	95	A++	8.12	9.00	388	A+	4.29	6.46	2105	5.00	1.46	A+++	5.72	4.10	1003	4.10	0
0.85	2.31	2.66	3.87	10.58	12.17	95	A++	8.13	9.00	388	A+	4.32	6.46	2091	5.02	1.44	A+++	5.68	4.20	1035	4.20	0
0.72	2.66	3.08	3.31	12.18	14.10	95	A++	8.05	8.70	378	A+	4.28	6.46	2111	4.98	1.48	A+++	5.94	4.00	943	4.00	0
0.75	2.63	3.08	3.44	12.04	14.10	95	A++	7.98	9.00	395	A+	4.29	6.46	2105	4.99	1.47	A+++	5.93	4.00	945	4.00	0
0.78	2.53	3.04	3.57	11.58	13.91	95	A++	7.97	9.00	395	A+	4.35	6.46	2076	5.00	1.46	A+++	5.84	4.10	983	4.10	0
0.79	2.48	2.80	3.61	11.36	12.81	95	A++	7.99	9.00	395	A+	4.38	6.46	2062	5.02	1.44	A+++	5.79	4.20	1014	4.20	0
0.84	2.43	2.78	3.83	11.13	12.72	95	A++	8.00	9.00	394	A+	4.41	6.46	2048	5.03	1.43	A+++	5.75	4.30	1046	4.30	0
0.80	2.61	3.07	3.66	11.95	14.05	95	A++	7.99	9.00	394	A+	4.31	6.46	2098	4.99	1.47	A+++	5.93	4.00	944	4.00	0
0.80	2.51	2.87	3.66	11.49	13.14	95	A++	7.98	9.00	395	A+	4.37	6.46	2070	5.00	1.46	A+++	5.84	4.20	1007	4.20	0
0.82	2.46	2.79	3.74	11.26	12.77	95	A++	7.99	9.00	394	A+	4.40	6.46	2055	5.02	1.44	A+++	5.80	4.20	1014	4.20	0
0.89	2.41	2.78	4.09	11.03	12.72	95	A++	8.00	9.00	394	A+	4.43	6.46	2042	5.04	1.42	A+++	5.75	4.30	1046	4.30	0
0.84	2.49	2.82	3.83	11.40	12.91	95	A++	8.11	9.00	388	A+	4.38	6.46	2063	5.00	1.46	A+++	5.84	4.20	1006	4.20	0
0.85	2.44	2.74	3.87	11.17	12.54	95	A++	8.13	9.00	388	A+	4.41	6.46	2049	5.02	1.44	A+++	5.80	4.30	1038	4.30	0
0.89	2.39	2.73	4.09	10.94	12.49	95	A++	8.14	9.00	387	A+	4.44	6.46	2036	5.04	1.42	A+++	5.76	4.30	1045	4.30	0
0.86	2.42	2.67	3.91	11.08	12.22	95	A++	8.13	9.00	388	A+	4.42	6.46	2043	5.03	1.43	A+++	5.80	4.30	1037	4.30	0
0.83	2.59	3.07	3.79	11.86	14.05	95	A++	8.00	9.00	394	A+	4.32	6.46	2091	4.99	1.47	A+++	5.93	4.10	968	4.10	0

5MXM90A2V1B

Combination tables

Indoor unit	Cooling capacity [kW]					Total cooling capacity [kW]			Power input cooling [kW]			Total current cooling [A]			Heating capacity [kW]					Total heating capacity [kW]		
	Room A	Room B	Room C	Room D	Room E	Min.	Nom.	Max.	Min.	Nom.	Max.	Min.	Nom.	Max.	Room A	Room B	Room C	Room D	Room E	Min.	Nom.	Max.
4.2+4.2+5.0	2.82	2.82	3.36	---	---	3.50	9.00	9.35	0.60	2.57	2.77	2.80	11.80	12.80	3.13	3.13	3.73	---	---	4.47	10.00	11.25
4.2+4.2+6.0	2.63	2.63	3.75	---	---	3.50	9.00	9.58	0.60	2.56	2.90	2.80	11.80	13.40	2.92	2.92	4.17	---	---	4.75	10.00	11.27
4.2+4.2+7.1	2.44	2.44	4.12	---	---	3.67	9.00	10.06	0.64	2.56	3.24	3.00	11.80	14.90	2.71	2.71	4.58	---	---	5.07	10.00	11.30
4.2+5.0+5.0	2.66	3.17	3.17	---	---	3.53	9.00	9.23	0.60	2.47	2.60	2.80	11.40	11.90	2.96	3.52	3.52	---	---	4.70	10.00	11.07
4.2+5.0+6.0	2.49	2.96	3.55	---	---	3.71	9.00	10.24	0.64	2.47	3.25	3.00	11.30	15.00	2.76	3.29	3.95	---	---	4.99	10.00	11.30
5.0+5.0+5.0	3.00	3.00	3.00	---	---	3.73	9.00	10.00	0.64	2.41	3.00	3.00	11.10	13.80	3.33	3.33	3.33	---	---	4.93	10.00	11.20
1.5+1.5+1.5+1.5	1.65	1.65	1.65	1.65	---	2.31	6.60	7.10	0.44	1.35	1.55	2.02	6.20	7.10	1.83	1.83	1.83	1.83	---	2.33	7.30	10.12
1.5+1.5+1.5+2.0	1.55	1.55	1.55	2.06	---	2.36	6.70	7.30	0.47	1.43	1.66	2.15	6.53	7.58	1.85	1.85	1.85	2.46	---	2.48	8.00	10.30
1.5+1.5+1.5+2.5	1.50	1.50	1.50	2.50	---	2.42	7.00	7.50	0.47	1.53	1.74	2.15	7.00	7.98	1.82	1.82	1.82	3.04	---	2.63	8.50	10.41
1.5+1.5+1.5+3.5	1.41	1.41	1.41	3.28	---	2.55	7.50	8.18	0.50	1.74	2.02	2.27	8.00	9.30	1.74	1.74	1.74	4.07	---	2.92	9.30	10.60
1.5+1.5+1.5+4.2	1.38	1.38	1.38	3.86	---	2.66	8.00	8.55	0.50	1.95	2.19	2.27	9.00	10.10	1.72	1.72	1.72	4.83	---	3.12	10.00	11.17
1.5+1.5+1.5+5.0	1.26	1.26	1.26	4.21	---	2.77	8.00	9.03	0.53	1.90	2.37	2.44	8.80	10.90	1.58	1.58	1.58	5.26	---	3.35	10.00	11.29
1.5+1.5+1.5+6.0	1.24	1.24	1.24	4.97	---	2.92	8.70	9.50	0.53	2.23	2.62	2.44	10.20	12.10	1.43	1.43	1.43	5.71	---	3.63	10.00	11.53
1.5+1.5+1.5+7.1	1.16	1.16	1.16	5.51	---	3.08	9.00	9.95	0.56	2.36	2.88	2.57	10.90	13.20	1.29	1.29	1.29	6.12	---	3.95	10.00	11.56
1.5+1.5+2.0+2.0	1.50	1.50	2.00	2.00	---	2.42	7.00	7.50	0.47	1.53	1.74	2.15	7.00	8.10	1.82	1.82	2.43	2.43	---	2.63	8.50	10.49
1.5+1.5+2.0+2.5	1.50	1.50	2.00	2.50	---	2.48	7.50	7.90	0.47	1.74	1.91	2.15	8.00	8.80	1.80	1.80	2.40	3.00	---	2.77	9.00	10.59
1.5+1.5+2.0+3.5	1.41	1.41	1.88	3.29	---	2.63	8.00	8.42	0.50	1.95	2.13	2.27	9.00	9.80	1.76	1.76	2.35	4.12	---	3.06	10.00	10.69
1.5+1.5+2.0+4.2	1.30	1.30	1.74	3.65	---	2.73	8.00	8.90	0.53	1.95	2.36	2.44	9.00	10.90	1.63	1.63	2.17	4.57	---	3.26	10.00	11.17
1.5+1.5+2.0+5.0	1.28	1.28	1.70	4.25	---	2.85	8.50	9.26	0.53	2.13	2.50	2.44	9.80	11.50	1.50	1.50	2.00	5.00	---	3.49	10.00	11.29
1.5+1.5+2.0+6.0	1.23	1.23	1.64	4.91	---	2.99	9.00	9.72	0.56	2.36	2.75	2.57	10.90	12.60	1.36	1.36	1.82	5.45	---	3.77	10.00	11.53
1.5+1.5+2.0+7.1	1.12	1.12	1.49	5.28	---	3.16	9.00	10.05	0.60	2.36	2.95	2.74	10.90	13.60	1.24	1.24	1.65	5.87	---	4.09	10.00	11.56
1.5+1.5+2.5+2.5	1.41	1.41	2.34	2.34	---	2.55	7.50	8.16	0.50	1.74	2.02	2.27	8.00	9.30	1.88	1.88	3.13	3.13	---	2.92	10.00	10.59
1.5+1.5+2.5+3.5	1.33	1.33	2.22	3.11	---	2.70	8.00	8.79	0.53	1.95	2.31	2.44	9.00	10.60	1.67	1.67	2.78	3.89	---	3.20	10.00	11.16
1.5+1.5+2.5+4.2	1.31	1.31	2.19	3.68	---	2.80	8.50	9.14	0.53	2.17	2.49	2.44	10.00	11.40	1.55	1.55	2.58	4.33	---	3.41	10.00	11.17
1.5+1.5+2.5+5.0	1.24	1.24	2.07	4.14	---	2.92	8.70	9.49	0.56	2.23	2.62	2.57	10.30	12.10	1.43	1.43	2.38	4.76	---	3.63	10.00	11.29
1.5+1.5+2.5+6.0	1.17	1.17	1.96	4.70	---	3.07	9.00	9.84	0.56	2.36	2.81	2.57	10.90	13.00	1.30	1.30	2.17	5.22	---	3.92	10.00	11.53
1.5+1.5+2.5+7.1	1.07	1.07	1.79	5.07	---	3.23	9.00	10.16	0.60	2.36	3.01	2.74	10.80	13.90	1.19	1.19	1.98	5.63	---	4.23	10.00	11.56
1.5+1.5+3.5+3.5	1.28	1.28	2.98	2.98	---	2.85	8.50	9.27	0.53	2.17	2.55	2.44	10.00	11.70	1.50	1.50	3.50	3.50	---	3.49	10.00	11.17
1.5+1.5+3.5+4.2	1.26	1.26	2.94	3.53	---	2.95	9.00	9.39	0.56	2.41	2.61	2.57	11.10	12.00	1.40	1.40	3.27	3.93	---	3.69	10.00	11.17
1.5+1.5+3.5+5.0	1.17	1.17	2.74	3.91	---	3.07	9.00	9.74	0.59	2.36	2.75	2.69	10.80	12.70	1.30	1.30	3.04	4.35	---	3.92	10.00	11.30
1.5+1.5+3.5+6.0	1.08	1.08	2.52	4.32	---	3.21	9.00	10.18	0.59	2.36	3.02	2.69	10.80	13.90	1.20	1.20	2.80	4.80	---	4.21	10.00	11.54
1.5+1.5+3.5+7.1	0.99	0.99	2.32	4.70	---	3.42	9.00	10.20	0.56	2.35	3.02	2.70	10.80	13.90	1.10	1.10	2.57	5.22	---	4.53	10.00	11.58
1.5+1.5+4.2+4.2	1.18	1.18	3.32	3.32	---	3.05	9.00	9.61	0.59	2.41	2.74	2.69	11.10	12.60	1.32	1.32	3.68	3.68	---	3.90	10.00	11.18
1.5+1.5+4.2+5.0	1.11	1.11	3.10	3.69	---	3.17	9.00	9.75	0.59	2.36	2.75	2.69	10.80	12.70	1.23	1.23	3.44	4.10	---	4.12	10.00	11.32
1.5+1.5+4.2+6.0	1.02	1.02	2.86	4.09	---	3.41	9.00	10.19	0.56	2.35	3.02	2.70	10.80	13.90	1.14	1.14	3.18	4.55	---	4.41	10.00	11.55
1.5+1.5+4.2+7.1	0.94	0.94	2.64	4.47	---	3.60	9.00	10.20	0.60	2.35	3.02	2.80	10.80	13.90	1.05	1.05	2.94	4.97	---	4.72	10.00	11.59
1.5+1.5+5.0+5.0	1.04	1.04	3.46	3.46	---	3.43	9.00	9.97	0.56	2.31	2.83	2.70	10.60	13.00	1.15	1.15	3.85	3.85	---	4.36	10.00	11.45
1.5+1.5+5.0+6.0	0.96	0.96	3.21	3.86	---	3.44	9.00	10.42	0.56	2.31	3.10	2.70	10.60	14.20	1.07	1.07	3.57	4.29	---	4.64	10.00	11.68
1.5+1.5+5.0+7.1	0.89	0.89	2.98	4.23	---	3.62	9.00	10.73	0.60	2.30	3.30	2.80	10.60	15.20	0.99	0.99	3.31	4.70	---	4.96	10.00	11.72
1.5+1.5+6.0+6.0	0.90	0.90	3.60	3.60	---	3.62	9.00	10.74	0.60	2.30	3.31	2.80	10.60	15.20	1.00	1.00	4.00	4.00	---	4.93	10.00	11.92
1.5+2.0+2.0+2.0	1.50	2.00	2.00	2.00	---	2.48	7.50	7.89	0.47	1.74	1.91	2.15	8.00	8.80	1.90	2.53	2.53	2.53	---	2.77	9.50	10.68
1.5+2.0+2.0+2.5	1.41	1.88	1.88	2.34	---	2.55	7.50	8.15	0.50	1.74	2.02	2.27	8.00	9.30	1.88	2.50	2.50	3.13	---	2.92	10.00	10.77
1.5+2.0+2.0+3.5	1.33	1.78	1.78	3.11	---	2.70	8.00	8.78	0.53	1.95	2.30	2.44	9.00	10.60	1.67	2.22	2.22	3.89	---	3.20	10.00	11.16
1.5+2.0+2.0+4.2	1.31	1.75	1.75	3.68	---	2.80	8.50	9.12	0.53	2.18	2.49	2.44	10.00	11.40	1.55	2.06	2.06	4.33	---	3.41	10.00	11.17
1.5+2.0+2.0+5.0	1.24	1.66	1.66	4.14	---	2.92	8.70	9.48	0.56	2.23	2.62	2.57	10.30	12.00	1.43	1.90	1.90	4.76	---	3.63	10.00	11.29
1.5+2.0+2.0+6.0	1.17	1.57	1.57	4.70	---	3.07	9.00	9.94	0.56	2.36	2.88	2.57	10.90	13.20	1.30	1.74	1.74	5.22	---	3.92	10.00	11.53
1.5+2.0+2.0+7.1	1.07	1.43	1.43	5.07	---	3.23	9.00	10.26	0.60	2.36	3.08	2.74	10.90	14.20	1.19	1.59	1.59	5.63	---	4.23	10.00	11.56
1.5+2.0+2.5+2.5	1.41	1.88	2.35	2.35	---	2.63	8.00	8.52	0.50	1.95	2.19	2.27	9.00	10.10	1.76	2.35	2.94	2.94	---	3.06	10.00	10.77
1.5+2.0+2.5+3.5	1.26	1.68	2.11	2.95	---	2.77	8.00	9.02	0.53	1.95	2.42	2.44	9.00	11.20	1.58	2.11	2.63	3.68	---	3.35	10.00	11.16
1.5+2.0+2.5+4.2	1.25	1.67	2.08	3.50	---	2.88	8.50	9.36	0.56	2.17	2.61	2.57	10.00	12.00	1.47	1.96	2.45	4.12	---	3.55	10.00	11.17
1.5+2.0+2.5+5.0	1.23	1.64	2.05	4.09	---	2.99	9.00	9.49	0.56	2.36	2.62	2.57	10.90	12.10	1.36	1.82	2.27	4.55	---	3.77	10.00	11.29
1.5+2.0+2.5+6.0	1.13	1.50	1.88	4.50	---	3.14	9.00	10.05	0.59	2.36	2.95	2.69	10.90	13.60	1.25	1.67	2.08	5.00	---	4.07	10.00	11.53
1.5+2.0+2.5+7.1	1.03	1.37	1.72	4.88	---	3.41	9.00	10.16	0.56	2.36	3.01	2.70	10.80	13.90	1.15	1.53	1.91	5.42	---	4.39	10.00	11.56
1.5+2.0+3.5+3.5	1.24	1.66	2.90	2.90	---	2.92	8.70	9.38	0.56	2.28	2.61	2.57	10.50	12.00	1.43	1.90	3.33	3.33	---	3.63	10.00	11.17
1.5+2.0+3.5+4.2	1.21	1.61	2.81	3.38	---	3.02	9.00	9.60	0.56	2.41	2.74	2.57	11.10	12.60	1.34	1.79	3.13	3.75	---	3.84	10.00	11.17
1.5+2.0+3.5+5.0	1.13	1.50	2.63	3.75	---	3.14	9.00	9.74	0.59	2.36	2.75	2.69	10.80	12.70	1.25	1.67	2.92	4.17	---	4.07	10.00	11.30
1.5+2.0+3.5+6.0	1.04	1.38	2.42	4.15	---	3.41	9.00	10.18	0.56	2.36	3.02	2.70	10.80	13.90	1.15	1.54	2.69	4.62	---	4.36	10.00	11.54
1.5+2.0+3.5+7.1	0.96	1.28	2.23	4.53	---	3.59	9.00	10.20	0.60	2.35	3.02	2.80	10.80	13.90	1.06	1.42	2.48	5.04	---	4.67	10.00	11.58
1.5+2.0+4.2+4.2	1.13	1.51	3.18	3.18	---	3.13	9.00	9.61	0.59	2.41	2.74	2.69	11.10	12.60	1.26	1.68	3.53	3.53	---	4.04	10.00	11.18
1.5+2.0+4.2+5.0	1.06	1.42	2.98	3.54	---	3.41	9.00	9.75	0.56	2.36	2.75	2.70	10.80	12.70	1.18	1.57	3.31	3.94	---	4.26	10.00	11.32
1.5+2.0+4.2+6.0	0.99	1.31	2.76	3.94	---	3.41	9.00	10.19	0.56	2.35	3.02	2.70	10.80	13.90	1.09	1.46	3.07	4.38	---	4.55	10.00	11.55
1.5+2.0+4.2+7.1	0.91	1.22	2.55	4.32	---	3.60	9.00	10.69	0.60	2.35	3.36	2.80	10.80	15.50	1.01	1.35	2.84	4.80	---	4.88	10.00	11.59
1.5+2.0+5.0+5.0	1.00	1.33	3.33	3.33	---	3.43	9.00	9.97	0.56	2.31	2.83	2.70	10.60	13.00	1.11	1.48	3.70	3.70	---	4.50	10.00	11.45
1.5+2.0+5.0+6.0	0.93	1.24	3.10	3.72	---	3.62	9.00	10.42	0.60	2.31	3.10	2.80	10.60	14.20	1.03	1.38	3.45	4.14	---	4.78	10.00	11.68
1.5+2.0+5.0+7.1	0.87	1.15	2.88	4.10	---	3.80	9.00	10.73	0.63	2.30	3.30	3.00	10.60	15.20	0.96	1.28	3.21	4.55	---	5.10	10.00	11.72
1.5+2.0+6.0+6.0	0.87	1.16	3.48	3.48	---	3.80	9.00	10.74	0.63	2.30	3.31	3.00	10.60	15.20	0.97	1.29	3.87	3.87	---	5.07	10.00	11.92
1.5+2.5+2.5+2.5	1.33	2.22	2.22	2.22	---	2.70	8.00	8.77	0.53	1.95	2.30	2.44	9.00	10.60	1.67	2.78	2.78	2.78	---	3.20	10.00	11.15
1.5+2.5+2.5+3.5	1.28	2.13	2.13	2.98	---	2.85	8.50	9.25	0.53	2.17	2.55	2.44	10.00	11.70	1.50	2.50	2.50	3.50	---	3.49	10.00	11.16
1.5+2.5+2.5+4.2	1.26	2.10	2.10	3.53	---	2.95	9.00	9.37	0.56	2.42	2.61	2.57	11.10	12.00	1.40	2.34	2.34	3.93	---	3.69	10.00	11.17
1.5+2.5+2.5+5.0	1.17	1.96	1.96	3.91	---	3.07	9.00	9.72	0.59	2.36	2.75	2.69	10.90	12.60	1.30	2.17	2.17	4.35	---	3.92	10.00	11.29

Power input heating [kW]			Total current heating [A]			Power factor [%]	Seasonal data cooling				Seasonal data heating (average climate)						Seasonal data heating (warm climate)					
Min.	Nom.	Max.	Min.	Nom.	Max.		label	SEER	Pdesign	AEC	label	SCOP	Pdesign	AEC	Declared capacity at -10°C	Back-up heater capacity at -10°C	label	SCOP	Pdesign	AEC	Declared capacity at +2°C	Back-up heater capacity at +2°C
0.86	2.49	2.87	3.91	11.40	13.14	95	A++	7.99	9.00	395	A+	4.38	6.46	2063	5.00	1.46	A+++	5.84	4.20	1006	4.20	0
0.86	2.44	2.79	3.96	11.17	12.77	95	A++	8.00	9.00	394	A+	4.41	6.46	2049	5.02	1.44	A+++	5.80	4.30	1038	4.30	0
0.92	2.39	2.78	4.22	10.94	12.72	95	A++	8.01	9.00	394	A+	4.44	6.46	2036	5.04	1.42	A+++	5.76	4.30	1045	4.30	0
0.86	2.47	2.82	3.91	11.31	12.91	95	A++	7.99	9.00	394	A+	4.39	6.46	2057	5.01	1.45	A+++	5.85	4.20	1006	4.20	0
0.87	2.42	2.74	4.00	11.08	12.54	95	A++	8.00	9.00	394	A+	4.42	6.46	2043	5.03	1.43	A+++	5.80	4.30	1037	4.30	0
0.89	2.45	2.78	4.09	11.22	12.72	95	A++	8.00	9.00	394	A+	4.41	6.46	2051	5.01	1.45	A+++	5.85	4.30	1029	4.30	0
0.43	1.71	2.14	1.98	7.83	9.79	95	A++	8.33	6.00	252	A+	4.01	6.46	2252	4.97	1.49	A+++	5.78	3.40	824	3.40	0
0.45	1.93	2.24	2.06	8.84	10.25	95	A++	8.44	6.50	270	A+	4.03	6.46	2242	4.97	1.49	A+++	5.77	3.50	849	3.50	0
0.47	2.07	2.24	2.15	9.48	10.25	95	A+++	8.57	7.00	286	A+	4.05	6.46	2233	4.97	1.49	A+++	5.77	3.50	849	3.50	0
0.51	2.32	2.53	2.32	10.62	11.58	95	A+++	8.58	7.50	306	A+	4.08	6.46	2214	4.98	1.48	A+++	5.76	3.50	850	3.50	0
0.55	2.60	2.79	2.54	11.90	12.77	95	A++	8.38	8.00	335	A+	4.08	6.46	2216	4.99	1.47	A+++	5.76	3.60	875	3.60	0
0.55	2.50	2.74	2.54	11.45	12.54	95	A++	8.37	8.00	335	A+	4.15	6.46	2179	5.00	1.46	A+++	5.70	3.70	909	3.70	0
0.56	2.45	2.67	2.58	11.22	12.22	95	A++	8.15	8.70	374	A+	4.18	6.46	2161	5.00	1.46	A+++	5.67	3.80	939	3.80	0
0.62	2.40	2.65	2.84	10.99	12.13	95	A++	8.20	9.00	385	A+	4.21	6.46	2145	5.00	1.46	A+++	5.63	3.90	969	3.90	0
0.47	2.04	2.28	2.15	9.34	10.43	95	A+++	8.57	7.00	286	A+	4.13	6.46	2187	4.97	1.49	A+++	5.83	3.50	840	3.50	0
0.49	2.19	2.54	2.24	10.03	11.62	95	A+++	8.57	7.50	307	A+	4.15	6.46	2178	4.98	1.48	A+++	5.83	3.50	840	3.50	0
0.55	2.52	2.53	2.54	11.54	11.58	95	A++	8.38	8.00	335	A+	4.18	6.46	2160	4.99	1.47	A+++	5.82	3.50	841	3.50	0
0.57	2.50	2.79	2.62	11.45	12.77	95	A++	8.38	8.00	334	A+	4.18	6.46	2163	4.99	1.47	A+++	5.82	3.60	866	3.60	0
0.60	2.40	2.74	2.75	10.99	12.54	95	A++	8.20	8.50	363	A+	4.25	6.46	2128	5.00	1.46	A+++	5.76	3.70	899	3.70	0
0.58	2.35	2.67	2.67	10.76	12.22	95	A++	8.20	9.00	385	A+	4.28	6.46	2112	5.00	1.46	A+++	5.72	3.80	929	3.80	0
0.65	2.31	2.65	2.97	10.58	12.13	95	A++	8.21	9.00	384	A+	4.31	6.46	2096	5.01	1.45	A+++	5.69	3.90	959	3.90	0
0.54	2.54	2.54	2.45	11.63	11.62	95	A+++	8.57	7.50	307	A+	4.17	6.46	2168	4.98	1.48	A+++	5.84	3.50	838	3.50	0
0.57	2.50	2.80	2.62	11.45	12.81	95	A++	8.39	8.00	334	A+	4.18	6.46	2162	4.99	1.47	A+++	5.83	3.60	864	3.60	0
0.59	2.48	2.79	2.71	11.36	12.77	95	A++	8.18	8.50	364	A+	4.19	6.46	2154	4.99	1.47	A+++	5.83	3.60	864	3.60	0
0.62	2.38	2.74	2.84	10.90	12.54	95	A++	8.16	8.70	373	A+	4.26	6.46	2120	5.00	1.46	A+++	5.77	3.70	898	3.70	0
0.63	2.34	2.67	2.88	10.71	12.22	95	A++	8.15	9.00	387	A+	4.30	6.46	2104	5.01	1.45	A+++	5.74	3.80	927	3.80	0
0.67	2.29	2.65	3.05	10.49	12.13	95	A++	8.17	9.00	386	A+	4.33	6.46	2088	5.01	1.45	A+++	5.70	3.90	957	3.90	0
0.62	2.48	2.79	2.84	11.36	12.77	95	A++	8.18	8.50	364	A+	4.20	6.46	2154	4.99	1.47	A+++	5.84	3.60	862	3.60	0
0.64	2.46	2.79	2.93	11.26	12.77	95	A++	8.13	9.00	388	A+	4.21	6.46	2146	5.00	1.46	A+++	5.84	3.60	862	3.60	0
0.67	2.36	2.74	3.05	10.81	12.54	95	A++	8.13	9.00	388	A+	4.28	6.46	2112	5.01	1.45	A+++	5.78	3.80	920	3.80	0
0.68	2.32	2.66	3.10	10.62	12.17	95	A++	8.15	9.00	387	A+	4.31	6.46	2096	5.01	1.45	A+++	5.75	3.80	925	3.80	0
0.74	2.28	2.65	3.40	10.44	12.13	95	A++	8.16	9.00	386	A+	4.34	6.46	2080	5.02	1.44	A+++	5.71	3.90	955	3.90	0
0.69	2.44	2.79	3.14	11.17	12.77	95	A++	8.14	9.00	387	A+	4.23	6.46	2137	5.00	1.46	A+++	5.85	3.70	885	3.70	0
0.71	2.34	2.74	3.27	10.71	12.54	95	A++	8.14	9.00	387	A+	4.30	6.46	2103	5.01	1.45	A+++	5.79	3.80	918	3.80	0
0.72	2.30	2.66	3.31	10.53	12.17	95	A++	8.15	9.00	387	A+	4.33	6.46	2088	5.02	1.44	A+++	5.76	3.90	948	3.90	0
0.76	2.26	2.65	3.48	10.35	12.13	95	A++	8.17	9.00	386	A+	4.36	6.46	2072	5.02	1.44	A+++	5.72	3.90	953	3.90	0
0.71	2.33	2.70	3.27	10.67	12.36	95	A++	8.19	9.00	385	A+	4.31	6.46	2095	5.02	1.44	A+++	5.80	3.80	916	3.80	0
0.72	2.28	2.67	3.31	10.44	12.22	95	A++	8.20	9.00	384	A+	4.34	6.46	2080	5.02	1.44	A+++	5.77	3.90	946	3.90	0
0.79	2.24	2.65	3.61	10.26	12.13	95	A++	8.21	9.00	384	A+	4.38	6.46	2065	5.02	1.44	A+++	5.73	4.00	976	4.00	0
0.75	2.27	2.59	3.44	10.39	11.85	95	A++	8.21	9.00	384	A+	4.36	6.46	2072	5.02	1.44	A+++	5.78	3.90	944	3.90	0
0.49	2.31	2.54	2.24	10.58	11.62	95	A+++	8.57	7.50	307	A+	4.15	6.46	2176	4.98	1.48	A+++	5.85	3.50	837	3.50	0
0.54	2.42	2.54	2.45	11.08	11.62	95	A++	8.44	7.50	311	A+	4.17	6.46	2167	4.99	1.47	A+++	5.85	3.50	838	3.50	0
0.57	2.40	2.80	2.62	10.99	12.81	95	A++	8.39	8.00	334	A+	4.18	6.46	2161	4.99	1.47	A+++	5.84	3.60	863	3.60	0
0.59	2.38	2.79	2.71	10.90	12.77	95	A++	8.18	8.50	364	A+	4.20	6.46	2153	5.00	1.46	A+++	5.84	3.60	864	3.60	0
0.62	2.35	2.74	2.84	10.76	12.54	95	A++	8.15	8.70	374	A+	4.26	6.46	2119	5.01	1.45	A+++	5.77	3.70	897	3.70	0
0.63	2.31	2.67	2.88	10.58	12.22	95	A++	8.15	9.00	387	A+	4.30	6.46	2103	5.01	1.45	A+++	5.74	3.80	927	3.80	0
0.67	2.29	2.65	3.05	10.49	12.13	95	A++	8.17	9.00	386	A+	4.33	6.46	2087	5.02	1.44	A+++	5.71	3.90	957	3.90	0
0.55	2.51	2.54	2.54	11.49	11.62	95	A++	8.35	8.00	336	A+	4.19	6.46	2158	4.99	1.47	A+++	5.86	3.50	836	3.50	0
0.59	2.47	2.80	2.71	11.31	12.81	95	A++	8.37	8.00	335	A+	4.20	6.46	2153	5.00	1.46	A+++	5.85	3.60	861	3.60	0
0.62	2.45	2.79	2.84	11.22	12.77	95	A++	8.17	8.50	364	A+	4.21	6.46	2145	5.00	1.46	A+++	5.85	3.60	862	3.60	0
0.64	2.36	2.74	2.93	10.81	12.54	95	A++	8.14	9.00	387	A+	4.28	6.46	2111	5.01	1.45	A+++	5.78	3.80	919	3.80	0
0.65	2.31	2.67	2.97	10.58	12.22	95	A++	8.16	9.00	386	A+	4.31	6.46	2095	5.02	1.44	A+++	5.75	3.80	925	3.80	0
0.70	2.27	2.65	3.18	10.39	12.13	95	A++	8.17	9.00	386	A+	4.35	6.46	2079	5.02	1.44	A+++	5.72	3.90	955	3.90	0
0.64	2.45	2.79	2.93	11.22	12.77	95	A++	8.15	8.70	374	A+	4.21	6.46	2144	5.00	1.46	A+++	5.86	3.60	860	3.60	0
0.69	2.43	2.79	3.14	11.13	12.77	95	A++	8.14	9.00	387	A+	4.23	6.46	2136	5.00	1.46	A+++	5.86	3.70	884	3.70	0
0.69	2.34	2.74	3.14	10.71	12.54	95	A++	8.14	9.00	387	A+	4.30	6.46	2102	5.02	1.44	A+++	5.80	3.80	918	3.80	0
0.70	2.30	2.66	3.18	10.53	12.17	95	A++	8.15	9.00	387	A+	4.33	6.46	2087	5.02	1.44	A+++	5.76	3.90	947	3.90	0
0.76	2.25	2.65	3.48	10.30	12.13	95	A++	8.17	9.00	386	A+	4.36	6.46	2071	5.02	1.44	A+++	5.73	3.90	953	3.90	0
0.71	2.41	2.79	3.23	11.03	12.77	95	A++	8.15	9.00	387	A+	4.25	6.46	2128	5.01	1.45	A+++	5.87	3.70	882	3.70	0
0.73	2.32	2.74	3.36	10.62	12.54	95	A++	8.14	9.00	387	A+	4.31	6.46	2094	5.02	1.44	A+++	5.81	3.80	916	3.80	0
0.74	2.28	2.66	3.40	10.44	12.17	95	A++	8.16	9.00	386	A+	4.35	6.46	2079	5.02	1.44	A+++	5.77	3.90	945	3.90	0
0.79	2.24	2.65	3.61	10.26	12.13	95	A++	8.18	9.00	386	A+	4.38	6.46	2064	5.03	1.43	A+++	5.74	4.00	975	4.00	0
0.74	2.31	2.70	3.40	10.58	12.36	95	A++	8.19	9.00	385	A+	4.33	6.46	2086	5.02	1.44	A+++	5.82	3.90	938	3.90	0
0.77	2.26	2.67	3.53	10.35	12.22	95	A++	8.20	9.00	384	A+	4.36	6.46	2071	5.03	1.43	A+++	5.79	3.90	943	3.90	0
0.82	2.22	2.65	3.74	10.17	12.13	95	A++	8.22	9.00	384	A+	4.40	6.46	2056	5.03	1.43	A+++	5.75	4.00	973	4.00	0
0.78	2.25	2.59	3.57	10.30	11.85	95	A++	8.21	9.00	384	A+	4.38	6.46	2063	5.03	1.43	A+++	5.80	4.00	966	4.00	0
0.57	2.49	2.80	2.62	11.40	12.81	95	A++	8.37	8.00	335	A+	4.19	6.46	2158	5.00	1.46	A+++	5.85	3.60	861	3.60	0
0.62	2.45	2.80	2.84	11.22	12.81	95	A++	8.17	8.50	364	A+	4.22	6.46	2143	5.01	1.45	A+++	5.85	3.60	862	3.60	0
0.64	2.43	2.79	2.93	11.13	12.77	95	A++	8.15	9.00	387	A+	4.23	6.46	2135	5.02	1.44	A+++	5.84	3.70	887	3.70	0
0.67	2.34	2.74	3.05	10.71	12.54	95	A++	8.14	9.00	387	A+	4.30	6.46	2101	5.03	1.43	A+++	5.78	3.80	920	3.80	0

Combination tables

Indoor unit	Cooling capacity [kW]					Total cooling capacity [kW]			Power input cooling [kW]			Total current cooling [A]			Heating capacity [kW]					Total heating capacity [kW]		
	Room A	Room B	Room C	Room D	Room E	Min.	Nom.	Max.	Min.	Nom.	Max.	Min.	Nom.	Max.	Room A	Room B	Room C	Room D	Room E	Min.	Nom.	Max.
1.5+2.5+2.5+6.0	1.08	1.80	1.80	4.32	---	3.21	9.00	10.16	0.59	2.36	3.01	2.69	10.80	13.90	1.20	2.00	2.00	4.80	---	4.21	10.00	11.53
1.5+2.5+2.5+7.1	0.99	1.65	1.65	4.70	---	3.41	9.00	10.18	0.56	2.36	3.01	2.70	10.80	13.90	1.10	1.84	1.84	5.22	---	4.53	10.00	11.56
1.5+2.5+3.5+3.5	1.23	2.05	2.86	2.86	---	2.99	9.00	9.39	0.56	2.41	2.61	2.57	11.10	12.00	1.36	2.27	3.18	3.18	---	3.77	10.00	11.17
1.5+2.5+3.5+4.2	1.15	1.92	2.69	3.23	---	3.10	9.00	9.51	0.59	2.41	2.68	2.69	11.10	12.30	1.28	2.14	2.99	3.59	---	3.98	10.00	11.17
1.5+2.5+3.5+5.0	1.08	1.80	2.52	3.60	---	3.21	9.00	9.75	0.59	2.36	2.75	2.69	10.80	12.70	1.20	2.00	2.80	4.00	---	4.21	10.00	11.30
1.5+2.5+3.5+6.0	1.00	1.67	2.33	4.00	---	3.41	9.00	10.19	0.56	2.35	3.02	2.70	10.80	13.90	1.11	1.85	2.59	4.44	---	4.50	10.00	11.54
1.5+2.5+3.5+7.1	0.92	1.54	2.16	4.38	---	3.60	9.00	10.21	0.60	2.35	3.02	2.80	10.80	13.90	1.03	1.71	2.40	4.86	---	4.81	10.00	11.58
1.5+2.5+4.2+4.2	1.09	1.81	3.05	3.05	---	3.20	9.00	9.62	0.59	2.41	2.74	2.69	11.10	12.60	1.21	2.02	3.39	3.39	---	4.18	10.00	11.18
1.5+2.5+4.2+5.0	1.02	1.70	2.86	3.41	---	3.41	9.00	9.76	0.56	2.36	2.75	2.70	10.80	12.70	1.14	1.89	3.18	3.79	---	4.41	10.00	11.32
1.5+2.5+4.2+6.0	0.95	1.58	2.66	3.80	---	3.60	9.00	10.20	0.60	2.35	3.02	2.80	10.80	13.90	1.06	1.76	2.96	4.23	---	4.70	10.00	11.55
1.5+2.5+4.2+7.1	0.88	1.47	2.47	4.18	---	3.78	9.00	10.71	0.63	2.35	3.36	3.00	10.80	15.50	0.98	1.63	2.75	4.64	---	5.02	10.00	11.59
1.5+2.5+5.0+5.0	0.96	1.61	3.21	3.21	---	3.20	9.00	9.53	0.59	2.31	2.57	2.69	10.60	11.80	1.07	1.79	3.57	3.57	---	4.18	10.00	11.46
1.5+2.5+5.0+6.0	0.90	1.50	3.00	3.60	---	3.44	9.00	9.78	0.56	2.30	2.70	2.70	10.60	12.40	1.00	1.67	3.33	4.00	---	4.41	10.00	11.48
1.5+3.5+3.5+3.5	1.13	2.63	2.63	2.63	---	3.14	9.00	9.53	0.59	2.41	2.68	2.69	11.10	12.30	1.25	2.92	2.92	2.92	---	4.07	10.00	11.17
1.5+3.5+3.5+4.2	1.06	2.48	2.48	2.98	---	3.39	9.00	9.54	0.56	2.40	2.68	2.70	11.10	12.30	1.18	2.76	2.76	3.31	---	4.26	10.00	11.18
1.5+3.5+3.5+5.0	1.00	2.33	2.33	3.33	---	3.42	9.00	9.78	0.56	2.35	2.75	2.70	10.80	12.70	1.11	2.59	2.59	3.70	---	4.50	10.00	11.32
1.5+3.5+3.5+6.0	0.93	2.17	2.17	3.72	---	3.60	9.00	10.22	0.60	2.35	3.02	2.80	10.80	13.90	1.03	2.41	2.41	4.14	---	4.78	10.00	11.55
1.5+3.5+3.5+7.1	0.87	2.02	2.02	4.10	---	3.78	9.00	10.73	0.63	2.32	3.37	3.00	10.70	15.50	0.96	2.24	2.24	4.55	---	5.10	10.00	11.59
1.5+3.5+4.2+4.2	1.01	2.35	2.82	2.82	---	3.39	9.00	9.55	0.56	2.40	2.68	2.70	11.10	12.30	1.12	2.61	3.13	3.13	---	4.47	10.00	11.19
1.5+3.5+4.2+5.0	0.95	2.22	2.66	3.17	---	3.60	9.00	9.79	0.60	2.35	2.75	2.80	10.80	12.70	1.06	2.46	2.96	3.52	---	4.70	10.00	11.33
1.5+3.5+4.2+6.0	0.89	2.07	2.49	3.55	---	3.78	9.00	10.73	0.63	2.32	3.37	3.00	10.70	15.50	0.99	2.30	2.76	3.95	---	4.99	10.00	11.56
1.5+3.5+5.0+5.0	0.90	2.10	3.00	3.00	---	3.62	9.00	10.53	0.60	2.30	3.17	2.80	10.60	14.60	1.00	2.33	3.33	3.33	---	4.93	10.00	11.45
1.5+4.2+4.2+4.2	0.96	2.68	2.68	2.68	---	3.57	9.00	9.56	0.60	2.40	2.68	2.80	11.00	12.40	1.06	2.98	2.98	2.98	---	4.67	10.00	11.20
1.5+4.2+4.2+5.0	0.91	2.54	2.54	3.02	---	3.60	9.00	10.32	0.60	2.35	3.09	2.80	10.80	14.20	1.01	2.82	2.82	3.36	---	4.90	10.00	11.34
2.0+2.0+2.0+2.0	1.88	1.88	1.88	1.88	---	2.55	7.50	8.14	0.50	1.74	2.02	2.27	8.00	9.30	2.50	2.50	2.50	2.50	---	2.92	10.00	10.86
2.0+2.0+2.0+2.5	1.88	1.88	1.88	2.35	---	2.63	8.00	8.51	0.50	1.95	2.19	2.27	9.00	10.10	2.35	2.35	2.35	2.94	---	3.06	10.00	10.95
2.0+2.0+2.0+3.5	1.68	1.68	1.68	2.95	---	2.77	8.00	9.00	0.53	1.95	2.42	2.44	9.00	11.20	2.11	2.11	2.11	3.68	---	3.35	10.00	11.16
2.0+2.0+2.0+4.2	1.67	1.67	1.67	3.50	---	2.88	8.50	9.34	0.56	2.18	2.61	2.57	10.00	12.00	1.96	1.96	1.96	4.12	---	3.55	10.00	11.17
2.0+2.0+2.0+5.0	1.64	1.64	1.64	4.09	---	2.99	9.00	9.59	0.56	2.37	2.68	2.57	10.90	12.40	1.82	1.82	1.82	4.55	---	3.77	10.00	11.29
2.0+2.0+2.0+6.0	1.50	1.50	1.50	4.50	---	3.14	9.00	10.04	0.60	2.36	2.95	2.74	10.90	13.60	1.67	1.67	1.67	5.00	---	4.07	10.00	11.53
2.0+2.0+2.0+7.1	1.37	1.37	1.37	4.88	---	3.41	9.00	10.26	0.56	2.36	3.08	2.70	10.90	14.20	1.53	1.53	1.53	5.42	---	4.39	10.00	11.56
2.0+2.0+2.5+2.5	1.73	1.73	2.17	2.17	---	2.70	7.80	8.75	0.53	1.88	2.30	2.44	8.70	10.60	2.22	2.22	2.78	2.78	---	3.20	10.00	11.15
2.0+2.0+2.5+3.5	1.70	1.70	2.13	2.98	---	2.85	8.50	9.24	0.53	2.18	2.55	2.44	10.00	11.70	2.00	2.00	2.50	3.50	---	3.49	10.00	11.16
2.0+2.0+2.5+4.2	1.68	1.68	2.10	3.53	---	2.95	9.00	9.36	0.56	2.42	2.61	2.57	11.10	12.00	1.87	1.87	2.34	3.93	---	3.69	10.00	11.17
2.0+2.0+2.5+5.0	1.57	1.57	1.96	3.91	---	3.07	9.00	9.71	0.59	2.36	2.75	2.69	10.90	12.60	1.74	1.74	2.17	4.35	---	3.92	10.00	11.29
2.0+2.0+2.5+6.0	1.44	1.44	1.80	4.32	---	3.21	9.00	10.15	0.60	2.36	3.01	2.74	10.90	13.90	1.60	1.60	2.00	4.80	---	4.21	10.00	11.53
2.0+2.0+2.5+7.1	1.32	1.32	1.65	4.70	---	3.41	9.00	10.16	0.56	2.36	3.01	2.70	10.80	13.90	1.47	1.47	1.84	5.22	---	4.53	10.00	11.56
2.0+2.0+3.5+3.5	1.64	1.64	2.86	2.86	---	2.99	9.00	9.38	0.56	2.41	2.61	2.57	11.10	12.00	1.82	1.82	3.18	3.18	---	3.77	10.00	11.17
2.0+2.0+3.5+4.2	1.54	1.54	2.69	3.23	---	3.10	9.00	9.60	0.59	2.41	2.74	2.69	11.10	12.60	1.71	1.71	2.99	3.59	---	3.98	10.00	11.17
2.0+2.0+3.5+5.0	1.44	1.44	2.52	3.60	---	3.21	9.00	9.74	0.59	2.36	2.75	2.69	10.80	12.70	1.60	1.60	2.80	4.00	---	4.21	10.00	11.30
2.0+2.0+3.5+6.0	1.33	1.33	2.33	4.00	---	3.41	9.00	10.18	0.56	2.36	3.02	2.70	10.80	13.90	1.48	1.48	2.59	4.44	---	4.50	10.00	11.54
2.0+2.0+3.5+7.1	1.23	1.23	2.16	4.38	---	3.59	9.00	10.20	0.60	2.35	3.02	2.80	10.80	13.90	1.37	1.37	2.40	4.86	---	4.81	10.00	11.58
2.0+2.0+4.2+4.2	1.45	1.45	3.05	3.05	---	3.20	9.00	9.61	0.59	2.41	2.74	2.69	11.10	12.60	1.61	1.61	3.39	3.39	---	4.18	10.00	11.18
2.0+2.0+4.2+5.0	1.36	1.36	2.86	3.41	---	3.41	9.00	9.75	0.56	2.36	2.75	2.70	10.80	12.70	1.52	1.52	3.18	3.79	---	4.41	10.00	11.32
2.0+2.0+4.2+6.0	1.27	1.27	2.66	3.80	---	3.59	9.00	10.19	0.60	2.35	3.02	2.80	10.80	13.90	1.41	1.41	2.96	4.23	---	4.70	10.00	11.55
2.0+2.0+4.2+7.1	1.18	1.18	2.47	4.18	---	3.77	9.00	10.69	0.63	2.35	3.36	3.00	10.80	15.50	1.31	1.31	2.75	4.64	---	5.02	10.00	11.59
2.0+2.0+5.0+5.0	1.29	1.29	3.21	3.21	---	3.43	9.00	9.97	0.56	2.31	2.83	2.70	10.60	13.00	1.43	1.43	3.57	3.57	---	4.64	10.00	11.45
2.0+2.0+5.0+6.0	1.20	1.20	3.00	3.60	---	3.62	9.00	10.72	0.60	2.31	3.30	2.80	10.60	15.20	1.33	1.33	3.33	4.00	---	4.93	10.00	11.68
2.0+2.5+2.5+2.5	1.68	2.11	2.11	2.11	---	2.77	8.00	8.99	0.53	1.95	2.42	2.44	9.00	11.20	2.11	2.63	2.63	2.63	---	3.35	10.00	11.15
2.0+2.5+2.5+3.5	1.66	2.07	2.07	2.90	---	2.92	8.70	9.36	0.56	2.28	2.61	2.57	10.50	12.00	1.90	2.38	2.38	3.33	---	3.63	10.00	11.16
2.0+2.5+2.5+4.2	1.61	2.01	2.01	3.38	---	3.02	9.00	9.58	0.56	2.42	2.74	2.57	11.10	12.60	1.79	2.23	2.23	3.75	---	3.84	10.00	11.17
2.0+2.5+2.5+5.0	1.50	1.88	1.88	3.75	---	3.14	9.00	9.72	0.59	2.36	2.75	2.69	10.90	12.60	1.67	2.08	2.08	4.17	---	4.07	10.00	11.29
2.0+2.5+2.5+6.0	1.38	1.73	1.73	4.15	---	3.41	9.00	10.16	0.56	2.36	3.01	2.70	10.80	13.90	1.54	1.92	1.92	4.62	---	4.36	10.00	11.53
2.0+2.5+2.5+7.1	1.28	1.60	1.60	4.53	---	3.59	9.00	10.18	0.60	2.36	3.01	2.80	10.80	13.90	1.42	1.77	1.77	5.04	---	4.67	10.00	11.56
2.0+2.5+3.5+3.5	1.57	1.96	2.74	2.74	---	3.07	9.00	9.50	0.59	2.41	2.68	2.69	11.10	12.30	1.74	2.17	3.04	3.04	---	3.92	10.00	11.17
2.0+2.5+3.5+4.2	1.48	1.84	2.58	3.10	---	3.17	9.00	9.51	0.59	2.41	2.68	2.69	11.10	12.30	1.64	2.05	2.87	3.44	---	4.12	10.00	11.17
2.0+2.5+3.5+5.0	1.38	1.73	2.42	3.46	---	3.41	9.00	9.75	0.56	2.36	2.75	2.70	10.80	12.70	1.54	1.92	2.69	3.85	---	4.36	10.00	11.30
2.0+2.5+3.5+6.0	1.29	1.61	2.25	3.86	---	3.59	9.00	10.19	0.60	2.35	3.02	2.80	10.80	13.90	1.43	1.79	2.50	4.29	---	4.64	10.00	11.54
2.0+2.5+3.5+7.1	1.19	1.49	2.09	4.23	---	3.60	9.00	10.70	0.60	2.35	3.36	2.80	10.80	15.50	1.32	1.66	2.32	4.70	---	4.96	10.00	11.58
2.0+2.5+4.2+4.2	1.40	1.74	2.93	2.93	---	3.39	9.00	9.62	0.56	2.41	2.74	2.70	11.10	12.60	1.55	1.94	3.26	3.26	---	4.32	10.00	11.18
2.0+2.5+4.2+5.0	1.31	1.64	2.76	3.28	---	3.41	9.00	9.76	0.56	2.36	2.75	2.70	10.80	12.70	1.46	1.82	3.07	3.65	---	4.55	10.00	11.32
2.0+2.5+4.2+6.0	1.22	1.53	2.57	3.67	---	3.60	9.00	10.69	0.60	2.35	3.36	2.80	10.80	15.50	1.36	1.70	2.86	4.08	---	4.85	10.00	11.55
2.0+2.5+5.0+5.0	1.24	1.55	3.10	3.10	---	3.62	9.00	9.98	0.60	2.31	2.83	2.80	10.60	13.00	1.38	1.72	3.45	3.45	---	4.78	10.00	11.45
2.0+2.5+5.0+6.0	1.16	1.45	2.90	3.48	---	3.80	9.00	10.72	0.63	2.30	3.30	3.00	10.60	15.20	1.29	1.61	3.23	3.87	---	5.07	10.00	11.68
2.0+3.5+3.5+3.5	1.44	2.52	2.52	2.52	---	3.21	9.00	9.53	0.63	2.41	2.68	2.86	11.10	12.30	1.60	2.80	2.80	2.80	---	4.21	10.00	11.17
2.0+3.5+3.5+4.2	1.36	2.39	2.39	2.86	---	3.39	9.00	9.54	0.56	2.40	2.68	2.70	11.10	12.30	1.52	2.65	2.65	3.18	---	4.41	10.00	11.18
2.0+3.5+3.5+5.0	1.29	2.25	2.25	3.21	---	3.60	9.00	9.78	0.60	2.35	2.75	2.80	10.80	12.70	1.43	2.50	2.50	3.57	---	4.64	10.00	11.32
2.0+3.5+3.5+6.0	1.20	2.10	2.10	3.60	---	3.60	9.00	10.62	0.60	2.35	3.29	2.80	10.80	15.20	1.33	2.33	2.33	4.00	---	4.93	10.00	11.55
2.0+3.5+4.2+4.2	1.29	2.27	2.72	2.72	---	3.57	9.00	9.55	0.60	2.40	2.68	2.80	11.10	12.30	1.44	2.52	3.02	3.02	---	4.61	10.00	11.19
2.0+3.5+4.2+5.0	1.22	2.14	2.57	3.06	---	3.60	9.00	10.21	0.60	2.35	3.02	2.80	10.80	13.90	1.36	2.38	2.86	3.40	---	4.85	10.00	11.33

Power input heating [kW]			Total current heating [A]			Power factor [%]	Seasonal data cooling				Seasonal data heating (average climate)						Seasonal data heating (warm climate)					
Min.	Nom.	Max.	Min.	Nom.	Max.		label	SEER	Pdesign	AEC	label	SCOP	Pdesign	AEC	Declared capacity at -10°C	Back-up heater capacity at -10°C	label	SCOP	Pdesign	AEC	Declared capacity at +2°C	Back-up heater capacity at +2°C
0.68	2.30	2.67	3.10	10.53	12.22	95	A++	8.16	9.00	386	A+	4.33	6.46	2085	5.03	1.43	A+++	5.74	3.90	950	3.90	0
0.74	2.25	2.65	3.40	10.30	12.13	95	A++	8.18	9.00	386	A+	4.36	6.46	2070	5.03	1.43	A+++	5.71	3.90	956	3.90	0
0.67	2.43	2.79	3.05	11.13	12.77	95	A++	8.22	9.00	384	A+	4.23	6.46	2134	5.02	1.44	A+++	5.86	3.70	884	3.70	0
0.71	2.41	2.79	3.27	11.03	12.77	95	A++	8.22	9.00	383	A+	4.25	6.46	2127	5.02	1.44	A+++	5.85	3.70	885	3.70	0
0.71	2.32	2.74	3.27	10.62	12.54	95	A++	8.22	9.00	384	A+	4.32	6.46	2093	5.03	1.43	A+++	5.79	3.80	918	3.80	0
0.72	2.28	2.66	3.31	10.44	12.17	95	A++	8.23	9.00	383	A+	4.35	6.46	2078	5.03	1.43	A+++	5.76	3.90	948	3.90	0
0.79	2.24	2.65	3.61	10.26	12.13	95	A++	8.25	9.00	382	A+	4.38	6.46	2062	5.04	1.42	A+++	5.72	4.00	978	4.00	0
0.73	2.40	2.79	3.36	10.99	12.77	95	A++	8.23	9.00	383	A+	4.27	6.46	2118	5.02	1.44	A+++	5.86	3.70	883	3.70	0
0.76	2.31	2.74	3.48	10.58	12.54	95	A++	8.22	9.00	383	A+	4.33	6.46	2085	5.03	1.43	A+++	5.80	3.90	941	3.90	0
0.77	2.26	2.66	3.53	10.35	12.17	95	A++	8.24	9.00	383	A+	4.37	6.46	2070	5.04	1.42	A+++	5.77	3.90	946	3.90	0
0.85	2.22	2.65	3.87	10.17	12.13	95	A++	8.25	9.00	382	A+	4.40	6.46	2055	5.04	1.42	A+++	5.73	4.00	976	4.00	0
0.73	2.29	2.79	3.36	10.49	12.77	95	A++	8.23	9.00	383	A+	4.35	6.46	2077	5.04	1.42	A+++	5.81	3.90	939	3.90	0
0.76	2.25	2.74	3.48	10.30	12.54	95	A++	8.24	9.00	382	A+	4.38	6.46	2062	5.04	1.42	A+++	5.78	4.00	969	4.00	0
0.71	2.43	2.79	3.27	11.13	12.77	95	A++	8.21	9.00	384	A+	4.24	6.46	2132	5.05	1.41	A+++	5.86	3.70	884	3.70	0
0.76	2.41	2.79	3.48	11.03	12.77	95	A++	8.22	9.00	384	A+	4.25	6.46	2124	5.05	1.41	A+++	5.86	3.70	884	3.70	0
0.79	2.32	2.74	3.61	10.62	12.54	95	A++	8.21	9.00	384	A+	4.32	6.46	2091	5.06	1.40	A+++	5.79	3.80	918	3.80	0
0.80	2.28	2.66	3.66	10.44	12.17	95	A++	8.23	9.00	383	A+	4.35	6.46	2075	5.07	1.39	A+++	5.76	3.90	948	3.90	0
0.85	2.24	2.65	3.87	10.26	12.13	95	A++	8.24	9.00	383	A+	4.39	6.46	2060	5.07	1.39	A+++	5.72	4.00	978	4.00	0
0.78	2.40	2.78	3.57	10.99	12.72	95	A++	8.22	9.00	383	A+	4.27	6.46	2116	5.06	1.40	A+++	5.87	3.70	883	3.70	0
0.81	2.31	2.74	3.70	10.58	12.54	95	A++	8.22	9.00	384	A+	4.34	6.46	2083	5.07	1.39	A+++	5.80	3.90	941	3.90	0
0.82	2.26	2.66	3.74	10.35	12.17	95	A++	8.23	9.00	383	A+	4.37	6.46	2067	5.07	1.39	A+++	5.77	3.90	946	3.90	0
0.85	2.29	2.70	3.87	10.49	12.36	95	A++	8.22	9.00	383	A+	4.36	6.46	2075	5.07	1.39	A+++	5.82	3.90	939	3.90	0
0.84	2.38	2.78	3.83	10.90	12.72	95	A++	8.23	9.00	383	A+	4.29	6.46	2107	5.06	1.40	A+++	5.88	3.70	881	3.70	0
0.86	2.29	2.73	3.96	10.49	12.49	95	A++	8.22	9.00	383	A+	4.36	6.46	2075	5.07	1.39	A+++	5.82	3.90	939	3.90	0
0.54	2.53	2.54	2.45	11.58	11.62	95	A+++	8.58	7.50	306	A+	4.17	6.46	2166	4.99	1.47	A+++	5.87	3.50	835	3.50	0
0.55	2.51	2.54	2.54	11.49	11.62	95	A++	8.38	8.00	334	A+	4.19	6.46	2157	4.99	1.47	A+++	5.87	3.50	835	3.50	0
0.59	2.47	2.80	2.71	11.31	12.81	95	A++	8.38	8.00	335	A+	4.20	6.46	2152	5.00	1.46	A+++	5.85	3.60	861	3.60	0
0.62	2.45	2.79	2.84	11.22	12.77	95	A++	8.02	8.50	371	A+	4.21	6.46	2144	5.00	1.46	A+++	5.85	3.60	861	3.60	0
0.64	2.36	2.75	2.93	10.81	12.59	95	A++	7.93	9.00	398	A+	4.28	6.46	2110	5.02	1.44	A+++	5.79	3.80	919	3.80	0
0.65	2.31	2.67	2.97	10.58	12.22	95	A++	7.96	9.00	396	A+	4.32	6.46	2094	5.02	1.44	A+++	5.76	3.80	924	3.80	0
0.70	2.27	2.65	3.18	10.39	12.13	95	A++	7.96	9.00	396	A+	4.35	6.46	2078	5.02	1.44	A+++	5.72	3.90	954	3.90	0
0.57	2.49	2.80	2.62	11.40	12.81	95	A++	8.48	7.80	322	A+	4.19	6.46	2159	5.00	1.46	A+++	5.87	3.60	858	3.60	0
0.62	2.45	2.80	2.84	11.22	12.81	95	A++	8.02	8.50	371	A+	4.22	6.46	2143	5.00	1.46	A+++	5.87	3.60	859	3.60	0
0.64	2.43	2.79	2.93	11.13	12.77	95	A++	7.93	9.00	398	A+	4.23	6.46	2135	5.01	1.45	A+++	5.86	3.70	884	3.70	0
0.67	2.34	2.75	3.05	10.71	12.59	95	A++	7.93	9.00	397	A+	4.30	6.46	2102	5.02	1.44	A+++	5.80	3.80	917	3.80	0
0.68	2.30	2.67	3.10	10.53	12.22	95	A++	7.95	9.00	397	A+	4.33	6.46	2086	5.02	1.44	A+++	5.77	3.90	947	3.90	0
0.74	2.25	2.65	3.40	10.30	12.13	95	A++	7.97	9.00	396	A+	4.36	6.46	2070	5.03	1.43	A+++	5.73	3.90	952	3.90	0
0.67	2.43	2.79	3.05	11.13	12.77	95	A++	8.07	9.00	391	A+	4.23	6.46	2135	5.01	1.45	A+++	5.88	3.70	881	3.70	0
0.71	2.41	2.79	3.27	11.03	12.77	95	A++	8.07	9.00	391	A+	4.25	6.46	2127	5.01	1.45	A+++	5.87	3.70	882	3.70	0
0.71	2.32	2.74	3.27	10.62	12.54	95	A++	8.07	9.00	391	A+	4.32	6.46	2093	5.02	1.44	A+++	5.81	3.80	915	3.80	0
0.72	2.28	2.66	3.31	10.44	12.17	95	A++	8.08	9.00	390	A+	4.35	6.46	2078	5.03	1.43	A+++	5.78	3.90	945	3.90	0
0.79	2.24	2.65	3.61	10.26	12.13	95	A++	8.10	9.00	389	A+	4.38	6.46	2063	5.03	1.43	A+++	5.74	4.00	975	4.00	0
0.73	2.40	2.79	3.36	10.99	12.77	95	A++	8.08	9.00	390	A+	4.26	6.46	2119	5.02	1.44	A+++	5.88	3.70	880	3.70	0
0.76	2.31	2.74	3.48	10.58	12.54	95	A++	8.07	9.00	390	A+	4.33	6.46	2085	5.03	1.43	A+++	5.82	3.90	938	3.90	0
0.77	2.26	2.66	3.53	10.35	12.17	95	A++	8.09	9.00	390	A+	4.37	6.46	2070	5.03	1.43	A+++	5.79	3.90	943	3.90	0
0.85	2.22	2.65	3.87	10.17	12.13	95	A++	8.11	9.00	389	A+	4.40	6.46	2055	5.03	1.43	A+++	5.76	4.00	973	4.00	0
0.79	2.29	2.70	3.61	10.49	12.36	95	A++	8.08	9.00	390	A+	4.35	6.46	2077	5.03	1.43	A+++	5.83	3.90	936	3.90	0
0.80	2.25	2.67	3.66	10.30	12.22	95	A++	8.10	9.00	389	A+	4.38	6.46	2062	5.03	1.43	A+++	5.80	4.00	965	4.00	0
0.60	2.47	2.80	2.75	11.31	12.81	95	A++	8.40	8.00	334	A+	4.20	6.46	2149	5.01	1.45	A+++	5.86	3.60	860	3.60	0
0.64	2.43	2.80	2.93	11.13	12.81	95	A++	8.03	8.70	379	A+	4.23	6.46	2134	5.02	1.44	A+++	5.85	3.70	886	3.70	0
0.69	2.41	2.79	3.14	11.03	12.77	95	A++	7.93	9.00	398	A+	4.25	6.46	2126	5.02	1.44	A+++	5.84	3.70	886	3.70	0
0.69	2.32	2.75	3.14	10.62	12.59	95	A++	7.93	9.00	397	A+	4.32	6.46	2093	5.03	1.43	A+++	5.78	3.80	920	3.80	0
0.70	2.28	2.67	3.18	10.44	12.22	95	A++	7.95	9.00	397	A+	4.35	6.46	2077	5.04	1.42	A+++	5.75	3.90	950	3.90	0
0.77	2.24	2.65	3.53	10.26	12.13	95	A++	7.97	9.00	396	A+	4.38	6.46	2062	5.04	1.42	A+++	5.71	4.00	980	4.00	0
0.69	2.41	2.79	3.14	11.03	12.77	95	A++	8.07	9.00	391	A+	4.25	6.46	2126	5.02	1.44	A+++	5.86	3.70	884	3.70	0
0.73	2.40	2.79	3.36	10.99	12.77	95	A++	8.07	9.00	391	A+	4.27	6.46	2118	5.03	1.43	A+++	5.85	3.70	884	3.70	0
0.73	2.31	2.74	3.36	10.58	12.54	95	A++	8.07	9.00	391	A+	4.33	6.46	2085	5.04	1.42	A+++	5.79	3.90	943	3.90	0
0.77	2.26	2.66	3.53	10.35	12.17	95	A++	8.08	9.00	390	A+	4.37	6.46	2070	5.04	1.42	A+++	5.76	3.90	948	3.90	0
0.82	2.22	2.65	3.74	10.17	12.13	95	A++	8.10	9.00	389	A+	4.40	6.46	2055	5.05	1.41	A+++	5.72	4.00	978	4.00	0
0.76	2.38	2.79	3.48	10.90	12.77	95	A++	8.08	9.00	390	A+	4.28	6.46	2110	5.03	1.43	A+++	5.87	3.70	883	3.70	0
0.79	2.29	2.74	3.61	10.49	12.54	95	A++	8.07	9.00	390	A+	4.35	6.46	2077	5.04	1.42	A+++	5.80	3.90	941	3.90	0
0.80	2.25	2.66	3.66	10.30	12.17	95	A++	8.09	9.00	390	A+	4.38	6.46	2062	5.05	1.41	A+++	5.77	4.00	970	4.00	0
0.82	2.27	2.70	3.74	10.39	12.36	95	A++	8.08	9.00	390	A+	4.37	6.46	2069	5.05	1.41	A+++	5.81	3.90	939	3.90	0
0.83	2.23	2.67	3.79	10.21	12.22	95	A++	8.10	9.00	389	A+	4.40	6.46	2054	5.05	1.41	A+++	5.78	4.00	968	4.00	0
0.73	2.41	2.79	3.36	11.03	12.77	95	A++	8.08	9.00	390	A+	4.26	6.46	2123	5.06	1.40	A+++	5.86	3.70	884	3.70	0
0.79	2.40	2.79	3.61	10.99	12.77	95	A++	8.08	9.00	390	A+	4.27	6.46	2115	5.06	1.40	A+++	5.86	3.70	884	3.70	0
0.82	2.31	2.74	3.74	10.58	12.54	95	A++	8.08	9.00	390	A+	4.34	6.46	2082	5.07	1.39	A+++	5.79	3.90	942	3.90	0
0.82	2.26	2.66	3.74	10.35	12.17	95	A++	8.10	9.00	389	A+	4.37	6.46	2067	5.08	1.38	A+++	5.76	3.90	948	3.90	0
0.84	2.38	2.78	3.83	10.90	12.72	95	A++	8.09	9.00	390	A+	4.29	6.46	2107	5.06	1.40	A+++	5.87	3.70	882	3.70	0
0.84	2.29	2.74	3.83	10.49	12.54	95	A++	8.09	9.00	390	A+	4.36	6.46	2075	5.08	1.38	A+++	5.80	3.90	940	3.90	0

Combination tables

Indoor unit	Cooling capacity [kW]					Total cooling capacity [kW]			Power input cooling [kW]			Total current cooling [A]			Heating capacity [kW]					Total heating capacity [kW]		
	Room A	Room B	Room C	Room D	Room E	Min.	Nom.	Max.	Min.	Nom.	Max.	Min.	Nom.	Max.	Room A	Room B	Room C	Room D	Room E	Min.	Nom.	Max.
2.0+3.5+5.0+5.0	1.16	2.03	2.90	2.90	---	3.80	9.00	10.53	0.63	2.30	3.17	3.00	10.60	14.60	1.29	2.26	3.23	3.23	---	5.07	10.00	11.45
2.0+4.2+4.2+4.2	1.23	2.59	2.59	2.59	---	3.57	9.00	9.56	0.60	2.40	2.68	2.80	11.00	12.40	1.37	2.88	2.88	2.88	---	4.81	10.00	11.20
2.0+4.2+4.2+5.0	1.17	2.45	2.45	2.92	---	3.78	9.00	10.22	0.63	2.35	3.02	3.00	10.80	13.90	1.30	2.73	2.73	3.25	---	5.04	10.00	11.34
2.5+2.5+2.5+2.5	2.13	2.13	2.13	2.13	---	2.85	8.50	9.23	0.53	2.18	2.55	2.44	10.00	11.70	2.50	2.50	2.50	2.50	---	3.49	10.00	11.15
2.5+2.5+2.5+3.5	2.05	2.05	2.05	2.86	---	2.99	9.00	9.37	0.56	2.42	2.61	2.57	11.10	12.00	2.27	2.27	2.27	3.18	---	3.77	10.00	11.16
2.5+2.5+2.5+4.2	1.92	1.92	1.92	3.23	---	3.10	9.00	9.59	0.59	2.42	2.74	2.69	11.10	12.60	2.14	2.14	2.14	3.59	---	3.98	10.00	11.17
2.5+2.5+2.5+5.0	1.80	1.80	1.80	3.60	---	3.21	9.00	9.73	0.59	2.36	2.75	2.69	10.90	12.60	2.00	2.00	2.00	4.00	---	4.21	10.00	11.29
2.5+2.5+2.5+6.0	1.67	1.67	1.67	4.00	---	3.41	9.00	10.17	0.56	2.36	3.01	2.70	10.80	13.90	1.85	1.85	1.85	4.44	---	4.50	10.00	11.53
2.5+2.5+2.5+7.1	1.54	1.54	1.54	4.38	---	3.59	9.00	10.19	0.60	2.36	3.02	2.80	10.80	13.90	1.71	1.71	1.71	4.86	---	4.81	10.00	11.56
2.5+2.5+3.5+3.5	1.88	1.88	2.63	2.63	---	3.14	9.00	9.51	0.59	2.41	2.68	2.69	11.10	12.30	2.08	2.08	2.92	2.92	---	4.07	10.00	11.17
2.5+2.5+3.5+4.2	1.77	1.77	2.48	2.98	---	3.39	9.00	9.52	0.56	2.41	2.68	2.70	11.10	12.30	1.97	1.97	2.76	3.31	---	4.26	10.00	11.17
2.5+2.5+3.5+5.0	1.67	1.67	2.33	3.33	---	3.41	9.00	9.76	0.56	2.36	2.75	2.70	10.80	12.70	1.85	1.85	2.59	3.70	---	4.50	10.00	11.30
2.5+2.5+3.5+6.0	1.55	1.55	2.17	3.72	---	3.60	9.00	10.20	0.60	2.35	3.02	2.80	10.80	13.90	1.72	1.72	2.41	4.14	---	4.78	10.00	11.54
2.5+2.5+3.5+7.1	1.44	1.44	2.02	4.10	---	3.78	9.00	10.71	0.63	2.35	3.36	3.00	10.80	15.50	1.60	1.60	2.24	4.55	---	5.10	10.00	11.58
2.5+2.5+4.2+4.2	1.68	1.68	2.82	2.82	---	3.39	9.00	9.53	0.56	2.41	2.68	2.70	11.10	12.30	1.87	1.87	3.13	3.13	---	4.47	10.00	11.18
2.5+2.5+4.2+5.0	1.58	1.58	2.66	3.17	---	3.59	9.00	9.77	0.60	2.35	2.75	2.80	10.80	12.70	1.76	1.76	2.96	3.52	---	4.70	10.00	11.32
2.5+2.5+4.2+6.0	1.48	1.48	2.49	3.55	---	3.78	9.00	10.70	0.63	2.35	3.36	3.00	10.80	15.50	1.64	1.64	2.76	3.95	---	4.99	10.00	11.55
2.5+2.5+5.0+5.0	1.50	1.50	3.00	3.00	---	3.62	9.00	10.51	0.60	2.31	3.16	2.80	10.60	14.60	1.67	1.67	3.33	3.33	---	4.93	10.00	11.45
2.5+3.5+3.5+3.5	1.73	2.42	2.42	2.42	---	3.39	9.00	9.54	0.56	2.40	2.68	2.70	11.10	12.30	1.92	2.69	2.69	2.69	---	4.36	10.00	11.17
2.5+3.5+3.5+4.2	1.64	2.30	2.30	2.76	---	3.39	9.00	9.55	0.56	2.40	2.68	2.70	11.00	12.30	1.82	2.55	2.55	3.07	---	4.55	10.00	11.18
2.5+3.5+3.5+5.0	1.55	2.17	2.17	3.10	---	3.60	9.00	9.79	0.60	2.35	2.75	2.80	10.80	12.70	1.72	2.41	2.41	3.45	---	4.78	10.00	11.32
2.5+3.5+3.5+6.0	1.45	2.03	2.03	3.48	---	3.78	9.00	10.63	0.63	2.32	3.30	3.00	10.70	15.20	1.61	2.26	2.26	3.87	---	5.07	10.00	11.55
2.5+3.5+4.2+4.2	1.56	2.19	2.63	2.63	---	3.57	9.00	9.56	0.60	2.40	2.68	2.80	11.00	12.40	1.74	2.43	2.92	2.92	---	4.75	10.00	11.19
2.5+3.5+4.2+5.0	1.48	2.07	2.49	2.96	---	3.78	9.00	10.22	0.63	2.35	3.02	3.00	10.80	13.90	1.64	2.30	2.76	3.29	---	4.99	10.00	11.33
2.5+4.2+4.2+4.2	1.49	2.50	2.50	2.50	---	3.75	9.00	10.09	0.63	2.37	3.01	3.00	10.90	13.80	1.66	2.78	2.78	2.78	---	4.96	10.00	11.20
3.5+3.5+3.5+3.5	2.25	2.25	2.25	2.25	---	3.58	9.00	9.58	0.60	2.37	2.68	2.80	10.90	12.40	2.50	2.50	2.50	2.50	---	4.64	10.00	11.18
3.5+3.5+3.5+4.2	2.14	2.14	2.14	2.57	---	3.58	9.00	10.11	0.60	2.37	3.01	2.80	10.90	13.80	2.38	2.38	2.38	2.86	---	4.85	10.00	11.19
3.5+3.5+3.5+5.0	2.03	2.03	2.03	2.90	---	3.78	9.00	10.24	0.63	2.32	3.02	3.00	10.70	13.90	2.26	2.26	2.26	3.23	---	5.07	10.00	11.33
3.5+3.5+4.2+4.2	2.05	2.05	2.45	2.45	---	3.76	9.00	10.12	0.63	2.37	3.01	3.00	10.90	13.80	2.27	2.27	2.73	2.73	---	5.04	10.00	11.20
1.5+1.5+1.5+1.5+1.5	1.50	1.50	1.50	1.50	1.50	2.48	7.50	7.81	0.48	1.65	1.76	2.19	7.60	8.10	2.00	2.00	2.00	2.00	2.00	2.77	10.00	10.90
1.5+1.5+1.5+1.5+2.0	1.41	1.41	1.41	1.41	1.88	2.55	7.50	8.22	0.48	1.65	1.92	2.19	7.60	8.90	1.88	1.88	1.88	1.88	2.50	2.92	10.00	10.90
1.5+1.5+1.5+1.5+2.5	1.41	1.41	1.41	1.41	2.35	2.63	8.00	8.49	0.51	1.85	2.03	2.32	8.50	9.40	1.76	1.76	1.76	1.76	2.94	3.06	10.00	10.90
1.5+1.5+1.5+1.5+3.5	1.26	1.26	1.26	1.26	2.95	2.77	8.00	9.02	0.53	1.84	2.27	2.44	8.50	10.40	1.58	1.58	1.58	1.58	3.68	3.35	10.00	11.55
1.5+1.5+1.5+1.5+4.2	1.32	1.32	1.32	1.32	3.71	2.88	9.00	9.39	0.53	2.26	2.45	2.44	10.40	11.30	1.47	1.47	1.47	1.47	4.12	3.55	10.00	11.55
1.5+1.5+1.5+1.5+5.0	1.23	1.23	1.23	1.23	4.09	2.99	9.00	9.70	0.56	2.25	2.58	2.57	10.40	11.90	1.36	1.36	1.36	1.36	4.55	3.77	10.00	11.69
1.5+1.5+1.5+1.5+6.0	1.13	1.13	1.13	1.13	4.50	3.14	9.00	10.06	0.57	2.25	2.78	2.61	10.30	12.80	1.25	1.25	1.25	1.25	5.00	4.07	10.00	11.93
1.5+1.5+1.5+1.5+7.1	1.03	1.03	1.03	1.03	4.88	3.48	9.00	10.39	0.56	2.25	2.98	2.60	10.30	13.70	1.15	1.15	1.15	1.15	5.42	4.39	10.00	11.96
1.5+1.5+1.5+2.0+2.0	1.41	1.41	1.41	1.88	1.88	2.63	8.00	8.48	0.51	1.85	2.03	2.32	8.50	9.40	1.76	1.76	1.76	2.35	2.35	3.06	10.00	10.90
1.5+1.5+1.5+2.0+2.5	1.33	1.33	1.33	1.78	2.22	2.70	8.00	8.75	0.51	1.85	2.15	2.32	8.50	9.90	1.67	1.67	1.67	2.22	2.78	3.20	10.00	11.54
1.5+1.5+1.5+2.0+3.5	1.28	1.28	1.28	1.70	2.98	2.85	8.50	9.26	0.53	2.03	2.39	2.44	9.40	11.00	1.50	1.50	1.50	2.00	3.50	3.49	10.00	11.55
1.5+1.5+1.5+2.0+4.2	1.26	1.26	1.26	1.68	3.53	2.95	9.00	9.63	0.53	2.26	2.58	2.44	10.40	11.90	1.40	1.40	1.40	1.87	3.93	3.69	10.00	11.55
1.5+1.5+1.5+2.0+5.0	1.17	1.17	1.17	1.57	3.91	3.07	9.00	9.93	0.56	2.25	2.71	2.57	10.40	12.50	1.30	1.30	1.30	1.74	4.35	3.92	10.00	11.69
1.5+1.5+1.5+2.0+6.0	1.08	1.08	1.08	1.44	4.32	3.21	9.00	10.17	0.57	2.25	2.84	2.61	10.30	13.10	1.20	1.20	1.20	1.60	4.80	4.21	10.00	11.93
1.5+1.5+1.5+2.0+7.1	0.99	0.99	0.99	1.32	4.70	3.48	9.00	10.50	0.56	2.25	3.04	2.60	10.30	14.00	1.10	1.10	1.10	1.47	5.22	4.53	10.00	11.96
1.5+1.5+1.5+2.5+2.5	1.26	1.26	1.26	2.11	2.11	2.77	8.00	9.01	0.53	1.84	2.27	2.44	8.50	10.40	1.58	1.58	1.58	2.63	2.63	3.35	10.00	11.54
1.5+1.5+1.5+2.5+3.5	1.24	1.24	1.24	2.07	2.90	2.92	8.70	9.51	0.53	2.13	2.51	2.44	9.80	11.60	1.43	1.43	1.43	2.38	3.33	3.63	10.00	11.55
1.5+1.5+1.5+2.5+4.2	1.21	1.21	1.21	2.01	3.38	3.02	9.00	9.75	0.56	2.26	2.64	2.57	10.40	12.20	1.34	1.34	1.34	2.23	3.75	3.84	10.00	11.55
1.5+1.5+1.5+2.5+5.0	1.13	1.13	1.13	1.88	3.75	3.14	9.00	10.05	0.56	2.25	2.78	2.57	10.40	12.80	1.25	1.25	1.25	2.08	4.17	4.07	10.00	11.69
1.5+1.5+1.5+2.5+6.0	1.04	1.04	1.04	1.73	4.15	3.29	9.00	10.39	0.60	2.25	2.98	2.74	10.30	13.70	1.15	1.15	1.15	1.92	4.62	4.36	10.00	11.93
1.5+1.5+1.5+2.5+7.1	0.96	0.96	0.96	1.60	4.53	3.48	9.00	10.61	0.56	2.25	3.11	2.60	10.30	14.30	1.06	1.06	1.06	1.77	5.04	4.67	10.00	11.96
1.5+1.5+1.5+3.5+3.5	1.17	1.17	1.17	2.74	2.74	3.07	9.00	9.88	0.56	2.26	2.71	2.57	10.40	12.50	1.30	1.30	1.30	3.04	3.04	3.92	10.00	11.55
1.5+1.5+1.5+3.5+4.2	1.11	1.11	1.11	2.58	3.10	3.17	9.00	10.11	0.60	2.26	2.84	2.74	10.40	13.00	1.23	1.23	1.23	2.87	3.44	4.12	10.00	11.56
1.5+1.5+1.5+3.5+5.0	1.04	1.04	1.04	2.42	3.46	3.29	9.00	10.40	0.60	2.25	2.98	2.74	10.30	13.70	1.15	1.15	1.15	2.69	3.85	4.36	10.00	11.70
1.5+1.5+1.5+3.5+6.0	0.96	0.96	0.96	2.25	3.86	3.48	9.00	10.62	0.56	2.25	3.11	2.60	10.30	14.30	1.07	1.07	1.07	2.50	4.29	4.64	10.00	11.94
1.5+1.5+1.5+3.5+7.1	0.89	0.89	0.89	2.09	4.23	3.67	9.00	10.73	0.59	2.25	3.18	2.80	10.30	14.60	0.99	0.99	0.99	2.32	4.70	4.96	10.00	11.97
1.5+1.5+1.5+4.2+4.2	1.05	1.05	1.05	2.93	2.93	3.27	9.00	10.22	0.60	2.26	2.90	2.74	10.40	13.40	1.16	1.16	1.16	3.26	3.26	4.32	10.00	11.58
1.5+1.5+1.5+4.2+5.0	0.99	0.99	0.99	2.76	3.28	3.48	9.00	10.40	0.56	2.25	2.98	2.60	10.30	13.70	1.09	1.09	1.09	3.07	3.65	4.55	10.00	11.71
1.5+1.5+1.5+4.2+6.0	0.92	0.92	0.92	2.57	3.67	3.67	9.00	10.62	0.59	2.25	3.12	2.80	10.30	14.30	1.02	1.02	1.02	2.86	4.08	4.85	10.00	11.95
1.5+1.5+1.5+5.0+5.0	0.93	0.93	0.93	3.10	3.10	3.69	9.00	10.55	0.59	2.21	3.05	2.80	10.20	14.00	1.03	1.03	1.03	3.45	3.45	4.78	10.00	11.84
1.5+1.5+1.5+5.0+6.0	0.87	0.87	0.87	2.90	3.48	3.69	9.00	10.77	0.59	2.21	3.19	2.80	10.20	14.60	0.97	0.97	0.97	3.23	3.87	5.07	10.00	12.07
1.5+1.5+2.0+2.0+2.0	1.30	1.30	1.73	1.73	1.73	2.70	7.80	8.74	0.51	1.76	2.15	2.32	8.10	9.90	1.67	1.67	2.22	2.22	2.22	3.20	10.00	11.54
1.5+1.5+2.0+2.0+2.5	1.26	1.26	1.68	1.68	2.11	2.77	8.00	9.00	0.53	1.85	2.27	2.44	8.50	10.40	1.58	1.58	2.11	2.11	2.63	3.35	10.00	11.54
1.5+1.5+2.0+2.0+3.5	1.24	1.24	1.66	1.66	2.90	2.92	8.70	9.51	0.53	2.13	2.51	2.44	9.80	11.60	1.43	1.43	1.90	1.90	3.33	3.63	10.00	11.55
1.5+1.5+2.0+2.0+4.2	1.21	1.21	1.61	1.61	3.38	3.02	9.00	9.74	0.56	2.26	2.64	2.57	10.40	12.20	1.34	1.34	1.79	1.79	3.75	3.84	10.00	11.55
1.5+1.5+2.0+2.0+5.0	1.13	1.13	1.50	1.50	3.75	3.14	9.00	10.04	0.56	2.25	2.78	2.57	10.40	12.80	1.25	1.25	1.67	1.67	4.17	4.07	10.00	11.69
1.5+1.5+2.0+2.0+6.0	1.04	1.04	1.38	1.38	4.15	3.29	9.00	10.39	0.60	2.25	2.98	2.74	10.30	13.70	1.15	1.15	1.54	1.54	4.62	4.36	10.00	11.93
1.5+1.5+2.0+2.0+7.1	0.96	0.96	1.28	1.28	4.53	3.48	9.00	10.61	0.56	2.25	3.11	2.60	10.30	14.30	1.06	1.06	1.42	1.42	5.04	4.67	10.00	11.96
1.5+1.5+2.0+2.5+2.5	1.28	1.28	1.70	2.13	2.13	2.85	8.50	9.25	0.53	2.06	2.39	2.44	9.50	11.00	1.50	1.50	2.00	2.50	2.50	3.49	10.00	11.54
1.5+1.5+2.0+2.5+3.5	1.23	1.23	1.64	2.05	2.86	2.99	9.00	9.75	0.56	2.26	2.64	2.57	10.40	12.20	1.36	1.36	1.82	2.27	3.18	3.77	10.00	11.55
1.5+1.5+2.0+2.5+4.2	1.15	1.15	1.54	1.92	3.23	3.10	9.00	9.98	0.56	2.26	2.77	2.57	10.40	12.70	1.28	1.28	1.71	2.14	3.59	3.98	10.00	11.55

Power input heating [kW]			Total current heating [A]			Power factor [%]	Seasonal data cooling				Seasonal data heating (average climate)						Seasonal data heating (warm climate)					
Min.	Nom.	Max.	Min.	Nom.	Max.		label	SEER	Pdesign	AEC	label	SCOP	Pdesign	AEC	Declared capacity at -10°C	Back-up heater capacity at -10°C	label	SCOP	Pdesign	AEC	Declared capacity at +2°C	Back-up heater capacity at +2°C
0.86	2.29	2.70	3.96	10.49	12.36	95	A++	8.09	9.00	390	A+	4.36	6.46	2075	5.08	1.38	A+++	5.80	3.90	940	3.90	0
0.86	2.36	2.78	3.96	10.81	12.72	95	A++	8.10	9.00	389	A+	4.30	6.46	2099	5.07	1.39	A+++	5.88	3.80	905	3.80	0
0.89	2.27	2.73	4.09	10.39	12.49	95	A++	8.09	9.00	389	A+	4.37	6.46	2067	5.08	1.38	A+++	5.82	3.90	938	3.90	0
0.62	2.45	2.80	2.84	11.22	12.81	95	A++	8.07	8.50	369	A+	4.22	6.46	2141	5.02	1.44	A+++	5.86	3.60	860	3.60	0
0.67	2.41	2.80	3.05	11.03	12.81	95	A++	8.04	9.00	392	A+	4.25	6.46	2125	5.03	1.43	A+++	5.85	3.70	886	3.70	0
0.71	2.40	2.79	3.27	10.99	12.77	95	A++	8.05	9.00	392	A+	4.27	6.46	2118	5.03	1.43	A+++	5.84	3.70	886	3.70	0
0.71	2.31	2.75	3.27	10.58	12.59	95	A++	8.04	9.00	392	A+	4.33	6.46	2085	5.04	1.42	A+++	5.78	3.90	944	3.90	0
0.72	2.26	2.67	3.31	10.35	12.22	95	A++	8.06	9.00	391	A+	4.37	6.46	2069	5.05	1.41	A+++	5.75	3.90	950	3.90	0
0.79	2.22	2.65	3.61	10.17	12.13	95	A++	8.08	9.00	390	A+	4.40	6.46	2054	5.05	1.41	A+++	5.71	4.00	980	4.00	0
0.71	2.40	2.79	3.27	10.99	12.77	95	A++	8.05	9.00	392	A+	4.27	6.46	2117	5.03	1.43	A+++	5.86	3.70	884	3.70	0
0.76	2.38	2.79	3.48	10.90	12.77	95	A++	8.05	9.00	391	A+	4.28	6.46	2109	5.03	1.43	A+++	5.86	3.70	884	3.70	0
0.79	2.29	2.74	3.61	10.49	12.54	95	A++	8.05	9.00	391	A+	4.35	6.46	2077	5.05	1.41	A+++	5.79	3.90	942	3.90	0
0.80	2.25	2.66	3.66	10.30	12.17	95	A++	8.07	9.00	391	A+	4.38	6.46	2062	5.05	1.41	A+++	5.76	4.00	972	4.00	0
0.85	2.21	2.65	3.87	10.12	12.13	95	A++	8.09	9.00	390	A+	4.41	6.46	2047	5.05	1.41	A+++	5.72	4.00	978	4.00	0
0.79	2.36	2.79	3.61	10.81	12.77	95	A++	8.06	9.00	391	A+	4.30	6.46	2101	5.04	1.42	A+++	5.87	3.80	907	3.80	0
0.82	2.27	2.74	3.74	10.39	12.54	95	A++	8.06	9.00	391	A+	4.37	6.46	2069	5.05	1.41	A+++	5.80	3.90	940	3.90	0
0.82	2.23	2.66	3.74	10.21	12.17	95	A++	8.08	9.00	390	A+	4.40	6.46	2054	5.05	1.41	A+++	5.77	4.00	970	4.00	0
0.85	2.25	2.70	3.87	10.30	12.36	95	A++	8.07	9.00	391	A+	4.38	6.46	2061	5.05	1.41	A+++	5.82	3.90	938	3.90	0
0.79	2.40	2.79	3.61	10.99	12.77	95	A++	8.07	9.00	390	A+	4.27	6.46	2114	5.06	1.40	A+++	5.86	3.70	883	3.70	0
0.81	2.38	2.79	3.70	10.90	12.77	95	A++	8.08	9.00	390	A+	4.29	6.46	2107	5.07	1.39	A+++	5.86	3.70	884	3.70	0
0.84	2.29	2.74	3.83	10.49	12.54	95	A++	8.07	9.00	390	A+	4.36	6.46	2074	5.08	1.38	A+++	5.79	3.90	942	3.90	0
0.85	2.25	2.66	3.87	10.30	12.17	95	A++	8.09	9.00	390	A+	4.39	6.46	2059	5.08	1.38	A+++	5.76	4.00	972	4.00	0
0.86	2.36	2.78	3.96	10.81	12.72	95	A++	8.08	9.00	390	A+	4.31	6.46	2099	5.07	1.39	A+++	5.87	3.80	906	3.80	0
0.86	2.27	2.74	3.96	10.39	12.54	95	A++	8.08	9.00	390	A+	4.37	6.46	2066	5.08	1.38	A+++	5.81	3.90	940	3.90	0
0.89	2.34	2.78	4.09	10.71	12.72	95	A++	8.09	9.00	390	A+	4.32	6.46	2091	5.08	1.38	A+++	5.88	3.80	904	3.80	0
0.84	2.33	2.79	3.83	10.67	12.77	95	A++	8.08	9.00	390	A+	4.33	6.46	2085	5.07	1.39	A+++	5.88	3.70	881	3.70	0
0.86	2.31	2.78	3.96	10.58	12.72	95	A++	8.08	9.00	390	A+	4.35	6.46	2077	5.07	1.39	A+++	5.87	3.80	905	3.80	0
0.89	2.23	2.74	4.09	10.21	12.54	95	A++	8.08	9.00	390	A+	4.42	6.46	2046	5.08	1.38	A+++	5.81	3.90	939	3.90	0
0.92	2.30	2.78	4.22	10.53	12.72	95	A++	8.09	9.00	390	A+	4.37	6.46	2069	5.08	1.38	A+++	5.89	3.80	904	3.80	0
0.42	2.14	2.47	1.94	9.80	11.30	95	A++	7.90	7.50	333	A+	4.25	6.46	2127	5.22	1.24	A+++	5.45	3.10	796	3.10	0
0.44	2.13	2.47	2.02	9.75	11.30	95	A++	7.89	7.50	333	A+	4.26	6.46	2119	5.22	1.24	A+++	5.45	3.20	822	3.20	0
0.48	2.11	2.47	2.19	9.66	11.30	95	A++	7.80	8.00	359	A+	4.28	6.46	2111	5.23	1.23	A+++	5.44	3.20	823	3.20	0
0.52	2.08	2.77	2.37	9.52	12.17	95	A++	7.81	8.00	359	A+	4.31	6.46	2096	5.23	1.23	A+++	5.43	3.30	850	3.30	0
0.55	2.07	2.77	2.54	9.48	12.17	95	A++	7.66	9.00	411	A+	4.33	6.46	2088	5.24	1.22	A+++	5.43	3.30	851	3.30	0
0.56	2.00	2.78	2.58	9.16	12.22	95	A++	7.69	9.00	410	A+	4.40	6.46	2055	5.25	1.21	A+++	5.36	3.40	888	3.40	0
0.56	1.99	2.70	2.58	9.11	11.85	95	A++	7.71	9.00	409	A+	4.42	6.46	2043	5.25	1.21	A+++	5.32	3.50	920	3.50	0
0.62	1.96	2.68	2.84	8.98	11.76	95	A++	7.73	9.00	408	A+	4.43	6.46	2039	5.26	1.20	A+++	5.28	3.60	953	3.60	0
0.48	2.11	2.57	2.19	9.66	11.30	95	A++	7.80	8.00	359	A+	4.28	6.46	2110	5.23	1.23	A+++	5.46	3.20	820	3.20	0
0.50	2.10	2.77	2.28	9.62	12.17	95	A++	7.80	8.00	359	A+	4.30	6.46	2102	5.23	1.23	A+++	5.46	3.20	821	3.20	0
0.54	2.07	2.77	2.45	9.48	12.17	95	A++	7.76	8.50	383	A+	4.33	6.46	2087	5.24	1.22	A+++	5.44	3.30	848	3.30	0
0.58	2.06	2.77	2.67	9.43	12.17	95	A++	7.81	9.00	404	A+	4.35	6.46	2079	5.24	1.22	A+++	5.44	3.30	849	3.30	0
0.58	1.99	2.78	2.67	9.11	12.22	95	A++	7.83	9.00	403	A+	4.42	6.46	2046	5.25	1.21	A+++	5.37	3.50	912	3.50	0
0.61	1.96	2.70	2.80	8.98	11.85	95	A++	7.85	9.00	402	A+	4.45	6.46	2031	5.26	1.20	A+++	5.33	3.50	918	3.50	0
0.65	1.93	2.68	2.97	8.84	11.76	95	A++	7.86	9.00	401	A+	4.48	6.46	2018	5.26	1.20	A+++	5.30	3.60	950	3.60	0
0.52	2.08	2.77	2.37	9.52	12.17	95	A++	7.81	8.00	359	A+	4.32	6.46	2094	5.23	1.23	A+++	5.47	3.30	845	3.30	0
0.56	2.06	2.77	2.58	9.43	12.17	95	A++	7.71	8.70	395	A+	4.35	6.46	2078	5.24	1.22	A+++	5.46	3.30	847	3.30	0
0.60	2.04	2.77	2.75	9.34	12.17	95	A++	7.66	9.00	411	A+	4.36	6.46	2071	5.24	1.22	A+++	5.45	3.30	847	3.30	0
0.62	1.98	2.78	2.84	9.07	12.22	95	A++	7.69	9.00	410	A+	4.43	6.46	2038	5.26	1.20	A+++	5.38	3.50	910	3.50	0
0.63	1.95	2.70	2.88	8.93	11.85	95	A++	7.70	9.00	409	A+	4.44	6.46	2034	5.26	1.20	A+++	5.35	3.60	943	3.60	0
0.67	1.92	2.68	3.05	8.79	11.76	95	A++	7.72	9.00	408	A+	4.47	6.46	2022	5.26	1.20	A+++	5.31	3.60	949	3.60	0
0.62	2.04	2.77	2.84	9.34	12.17	95	A++	7.68	9.00	411	A+	4.37	6.46	2070	5.24	1.22	A+++	5.47	3.30	845	3.30	0
0.65	2.03	2.77	2.97	9.30	12.17	95	A++	7.68	9.00	410	A+	4.38	6.46	2062	5.25	1.21	A+++	5.46	3.40	871	3.40	0
0.67	1.97	2.77	3.05	9.02	12.17	95	A++	7.70	9.00	409	A+	4.45	6.46	2030	5.26	1.20	A+++	5.39	3.50	908	3.50	0
0.68	1.94	2.69	3.10	8.88	11.81	95	A++	7.72	9.00	408	A+	4.46	6.46	2027	5.26	1.20	A+++	5.36	3.60	940	3.60	0
0.74	1.91	2.68	3.40	8.75	11.76	95	A++	7.74	9.00	407	A+	4.48	6.46	2015	5.27	1.19	A+++	5.32	3.70	973	3.70	0
0.69	2.02	2.76	3.14	9.25	12.13	95	A++	7.69	9.00	410	A+	4.40	6.46	2054	5.25	1.21	A+++	5.47	3.40	869	3.40	0
0.71	1.97	2.77	3.27	9.02	12.17	95	A++	7.71	9.00	409	A+	4.44	6.46	2037	5.26	1.20	A+++	5.40	3.50	907	3.50	0
0.72	1.91	2.69	3.31	8.75	11.81	95	A++	7.73	9.00	408	A+	4.49	6.46	2013	5.27	1.19	A+++	5.37	3.60	938	3.60	0
0.71	1.90	2.73	3.27	8.70	11.95	95	A++	7.72	9.00	408	A+	4.52	6.46	2000	5.27	1.19	A+++	5.43	3.60	928	3.60	0
0.74	1.87	2.64	3.40	8.56	11.58	95	A++	7.74	9.00	407	A+	4.55	6.46	1987	5.27	1.19	A+++	5.40	3.60	934	3.60	0
0.50	2.10	2.77	2.28	9.62	12.17	95	A++	7.86	7.80	348	A+	4.30	6.46	2103	5.22	1.24	A+++	5.42	3.20	826	3.20	0
0.52	2.09	2.77	2.37	9.57	12.17	95	A++	7.81	8.00	359	A+	4.31	6.46	2095	5.23	1.23	A+++	5.42	3.30	853	3.30	0
0.56	2.09	2.77	2.58	9.57	12.17	95	A++	7.72	8.70	395	A+	4.34	6.46	2080	5.23	1.23	A+++	5.40	3.30	855	3.30	0
0.60	2.08	2.77	2.75	9.52	12.17	95	A++	7.67	9.00	411	A+	4.36	6.46	2073	5.24	1.22	A+++	5.40	3.40	881	3.40	0
0.62	2.07	2.78	2.84	9.48	12.22	95	A++	7.71	9.00	409	A+	4.43	6.46	2040	5.25	1.21	A+++	5.33	3.50	919	3.50	0
0.63	2.07	2.70	2.88	9.48	11.85	95	A++	7.73	9.00	408	A+	4.44	6.46	2037	5.25	1.21	A+++	5.29	3.60	952	3.60	0
0.67	2.06	2.68	3.05	9.43	11.76	95	A++	7.75	9.00	407	A+	4.46	6.46	2025	5.26	1.20	A+++	5.26	3.60	958	3.60	0
0.55	2.09	2.77	2.50	9.57	12.17	95	A++	7.83	8.50	380	A+	4.33	6.46	2087	5.23	1.23	A+++	5.43	3.30	851	3.30	0
0.58	2.08	2.77	2.67	9.52	12.17	95	A++	7.67	9.00	411	A+	4.36	6.46	2072	5.24	1.22	A+++	5.41	3.40	879	3.40	0
0.62	2.08	2.77	2.84	9.52	12.17	95	A++	7.68	9.00	411	A+	4.38	6.46	2064	5.24	1.22	A+++	5.41	3.40	879	3.40	0

Combination tables

Indoor unit	Cooling capacity [kW]					Total cooling capacity [kW]			Power input cooling [kW]			Total current cooling [A]			Heating capacity [kW]					Total heating capacity [kW]		
	Room A	Room B	Room C	Room D	Room E	Min.	Nom.	Max.	Min.	Nom.	Max.	Min.	Nom.	Max.	Room A	Room B	Room C	Room D	Room E	Min.	Nom.	Max.
1.5+1.5+2.0+2.5+5.0	1.08	1.08	1.44	1.80	3.60	3.21	9.00	10.16	0.60	2.25	2.84	2.74	10.40	13.10	1.20	1.20	1.60	2.00	4.00	4.21	10.00	11.69
1.5+1.5+2.0+2.5+6.0	1.00	1.00	1.33	1.67	4.00	3.48	9.00	10.50	0.56	2.25	3.04	2.60	10.30	14.00	1.11	1.11	1.48	1.85	4.44	4.50	10.00	11.93
1.5+1.5+2.0+2.5+7.1	0.92	0.92	1.23	1.54	4.38	3.67	9.00	10.61	0.59	2.25	3.11	2.80	10.30	14.30	1.03	1.03	1.37	1.71	4.86	4.81	10.00	11.96
1.5+1.5+2.0+3.5+3.5	1.13	1.13	1.50	2.63	2.63	3.14	9.00	10.10	0.56	2.26	2.84	2.57	10.40	13.00	1.25	1.25	1.67	2.92	2.92	4.07	10.00	11.55
1.5+1.5+2.0+3.5+4.2	1.06	1.06	1.42	2.48	2.98	3.24	9.00	10.22	0.60	2.26	2.90	2.74	10.40	13.40	1.18	1.18	1.57	2.76	3.31	4.26	10.00	11.56
1.5+1.5+2.0+3.5+5.0	1.00	1.00	1.33	2.33	3.33	3.48	9.00	10.40	0.56	2.25	2.98	2.60	10.30	13.70	1.11	1.11	1.48	2.59	3.70	4.50	10.00	11.70
1.5+1.5+2.0+3.5+6.0	0.93	0.93	1.24	2.17	3.72	3.67	9.00	10.62	0.59	2.25	3.11	2.80	10.30	14.30	1.03	1.03	1.38	2.41	4.14	4.78	10.00	11.94
1.5+1.5+2.0+3.5+7.1	0.87	0.87	1.15	2.02	4.10	3.67	9.00	10.73	0.59	2.25	3.18	2.80	10.30	14.60	0.96	0.96	1.28	2.24	4.55	5.10	10.00	11.97
1.5+1.5+2.0+4.2+4.2	1.01	1.01	1.34	2.82	2.82	3.46	9.00	10.22	0.56	2.26	2.90	2.70	10.40	13.40	1.12	1.12	1.49	3.13	3.13	4.47	10.00	11.58
1.5+1.5+2.0+4.2+5.0	0.95	0.95	1.27	2.66	3.17	3.48	9.00	10.40	0.56	2.25	2.98	2.60	10.30	13.70	1.06	1.06	1.41	2.96	3.52	4.70	10.00	11.71
1.5+1.5+2.0+4.2+6.0	0.89	0.89	1.18	2.49	3.55	3.67	9.00	10.73	0.59	2.25	3.18	2.80	10.30	14.60	0.99	0.99	1.32	2.76	3.95	4.99	10.00	11.95
1.5+1.5+2.0+5.0+5.0	0.90	0.90	1.20	3.00	3.00	3.69	9.00	10.66	0.59	2.21	3.12	2.80	10.20	14.30	1.00	1.00	1.33	3.33	3.33	4.93	10.00	11.84
1.5+1.5+2.5+2.5+2.5	1.24	1.24	2.07	2.07	2.07	2.92	8.70	9.50	0.53	2.14	2.51	2.44	9.80	11.60	1.43	1.43	2.38	2.38	2.38	3.63	10.00	11.54
1.5+1.5+2.5+2.5+3.5	1.17	1.17	1.96	1.96	2.74	3.07	9.00	9.87	0.56	2.26	2.71	2.57	10.40	12.50	1.30	1.30	2.17	2.17	3.04	3.92	10.00	11.55
1.5+1.5+2.5+2.5+4.2	1.11	1.11	1.84	1.84	3.10	3.17	9.00	10.09	0.60	2.26	2.84	2.74	10.40	13.00	1.23	1.23	2.05	2.05	3.44	4.12	10.00	11.55
1.5+1.5+2.5+2.5+5.0	1.04	1.04	1.73	1.73	3.46	3.29	9.00	10.39	0.60	2.25	2.98	2.74	10.30	13.70	1.15	1.15	1.92	1.92	3.85	4.36	10.00	11.69
1.5+1.5+2.5+2.5+6.0	0.96	0.96	1.61	1.61	3.86	3.48	9.00	10.61	0.56	2.25	3.11	2.60	10.30	14.30	1.07	1.07	1.79	1.79	4.29	4.64	10.00	11.93
1.5+1.5+2.5+2.5+7.1	0.89	0.89	1.49	1.49	4.23	3.67	9.00	10.72	0.59	2.25	3.18	2.80	10.30	14.60	0.99	0.99	1.66	1.66	4.70	4.96	10.00	11.96
1.5+1.5+2.5+3.5+3.5	1.08	1.08	1.80	2.52	2.52	3.21	9.00	10.22	0.60	2.26	2.90	2.74	10.40	13.40	1.20	1.20	2.00	2.80	2.80	4.21	10.00	11.55
1.5+1.5+2.5+3.5+4.2	1.02	1.02	1.70	2.39	2.86	3.46	9.00	10.22	0.56	2.26	2.90	2.70	10.40	13.40	1.14	1.14	1.89	2.65	3.18	4.41	10.00	11.56
1.5+1.5+2.5+3.5+5.0	0.96	0.96	1.61	2.25	3.21	3.48	9.00	10.40	0.56	2.25	2.98	2.60	10.30	13.70	1.07	1.07	1.79	2.50	3.57	4.64	10.00	11.70
1.5+1.5+2.5+3.5+6.0	0.90	0.90	1.50	2.10	3.60	3.67	9.00	10.73	0.59	2.25	3.18	2.80	10.30	14.60	1.00	1.00	1.67	2.33	4.00	4.93	10.00	11.94
1.5+1.5+2.5+4.2+4.2	0.97	0.97	1.62	2.72	2.72	3.47	9.00	10.23	0.56	2.26	2.90	2.70	10.40	13.40	1.08	1.08	1.80	3.02	3.02	4.61	10.00	11.58
1.5+1.5+2.5+4.2+5.0	0.92	0.92	1.53	2.57	3.06	3.67	9.00	10.72	0.59	2.25	3.18	2.80	10.30	14.60	1.02	1.02	1.70	2.86	3.40	4.85	10.00	11.71
1.5+1.5+2.5+5.0+5.0	0.87	0.87	1.45	2.90	2.90	3.69	9.00	10.77	0.59	2.21	3.19	2.80	10.20	14.60	0.97	0.97	1.61	3.23	3.23	5.07	10.00	11.84
1.5+1.5+3.5+3.5+3.5	1.00	1.00	2.33	2.33	2.33	3.47	9.00	10.24	0.56	2.26	2.91	2.70	10.40	13.40	1.11	1.11	2.59	2.59	2.59	4.50	10.00	11.56
1.5+1.5+3.5+3.5+4.2	0.95	0.95	2.22	2.22	2.66	3.47	9.00	10.24	0.56	2.26	2.91	2.70	10.40	13.40	1.06	1.06	2.46	2.46	2.96	4.70	10.00	11.58
1.5+1.5+3.5+3.5+5.0	0.90	0.90	2.10	2.10	3.00	3.67	9.00	10.73	0.59	2.25	3.18	2.80	10.30	14.60	1.00	1.00	2.33	2.33	3.33	4.93	10.00	11.71
1.5+1.5+3.5+4.2+4.2	0.91	0.91	2.11	2.54	2.54	3.65	9.00	10.67	0.60	2.26	3.18	2.80	10.40	14.60	1.01	1.01	2.35	2.82	2.82	4.90	10.00	11.59
1.5+2.0+2.0+2.0+2.0	1.26	1.68	1.68	1.68	1.68	2.77	8.00	8.99	0.53	1.85	2.27	2.44	8.50	10.40	1.58	2.11	2.11	2.11	2.11	3.35	10.00	11.54
1.5+2.0+2.0+2.0+2.5	1.28	1.70	1.70	1.70	2.13	2.85	8.50	9.25	0.53	2.06	2.39	2.44	9.50	11.00	1.50	2.00	2.00	2.00	2.50	3.49	10.00	11.54
1.5+2.0+2.0+2.0+3.5	1.23	1.64	1.64	1.64	2.86	2.99	9.00	9.74	0.56	2.26	2.64	2.57	10.40	12.10	1.36	1.82	1.82	1.82	3.18	3.77	10.00	11.55
1.5+2.0+2.0+2.0+4.2	1.15	1.54	1.54	1.54	3.23	3.10	9.00	9.97	0.56	2.26	2.77	2.57	10.40	12.70	1.28	1.71	1.71	1.71	3.59	3.98	10.00	11.55
1.5+2.0+2.0+2.0+5.0	1.08	1.44	1.44	1.44	3.60	3.21	9.00	10.27	0.60	2.25	2.91	2.74	10.40	13.40	1.20	1.60	1.60	1.60	4.00	4.21	10.00	11.69
1.5+2.0+2.0+2.0+6.0	1.00	1.33	1.33	1.33	4.00	3.48	9.00	10.49	0.56	2.25	3.04	2.60	10.30	14.00	1.11	1.48	1.48	1.48	4.44	4.50	10.00	11.70
1.5+2.0+2.0+2.0+7.1	0.92	1.23	1.23	1.23	4.38	3.67	9.00	10.71	0.59	2.25	3.18	2.80	10.30	14.60	1.03	1.37	1.37	1.37	4.86	4.81	10.00	11.71
1.5+2.0+2.0+2.5+2.5	1.24	1.66	1.66	2.07	2.07	2.92	8.70	9.49	0.53	2.14	2.51	2.44	9.80	11.60	1.43	1.90	1.90	2.38	2.38	3.63	10.00	11.54
1.5+2.0+2.0+2.5+3.5	1.17	1.57	1.57	1.96	2.74	3.07	9.00	9.86	0.56	2.26	2.70	2.57	10.40	12.50	1.30	1.74	1.74	2.17	3.04	3.92	10.00	11.56
1.5+2.0+2.0+2.5+4.2	1.11	1.48	1.48	1.84	3.10	3.17	9.00	10.09	0.60	2.26	2.84	2.74	10.40	13.00	1.23	1.64	1.64	2.05	3.44	4.12	10.00	11.58
1.5+2.0+2.0+2.5+5.0	1.04	1.38	1.38	1.73	3.46	3.29	9.00	10.38	0.60	2.25	2.98	2.74	10.40	13.70	1.15	1.54	1.54	1.92	3.85	4.36	10.00	11.71
1.5+2.0+2.0+2.5+6.0	0.96	1.29	1.29	1.61	3.86	3.48	9.00	10.61	0.56	2.25	3.11	2.60	10.30	14.30	1.07	1.43	1.43	1.79	4.29	4.64	10.00	11.72
1.5+2.0+2.0+2.5+7.1	0.89	1.19	1.19	1.49	4.23	3.67	9.00	10.72	0.59	2.25	3.18	2.80	10.30	14.60	0.99	1.32	1.32	1.66	4.70	4.96	10.00	11.54
1.5+2.0+2.0+3.5+3.5	1.08	1.44	1.44	2.52	2.52	3.21	9.00	10.21	0.60	2.26	2.90	2.74	10.40	13.40	1.20	1.60	1.60	2.80	2.80	4.21	10.00	11.53
1.5+2.0+2.0+3.5+4.2	1.02	1.36	1.36	2.39	2.86	3.46	9.00	10.22	0.56	2.26	2.90	2.70	10.40	13.40	1.14	1.52	1.52	2.65	3.18	4.41	10.00	11.55
1.5+2.0+2.0+3.5+5.0	0.96	1.29	1.29	2.25	3.21	3.48	9.00	10.40	0.56	2.25	2.98	2.60	10.30	13.70	1.07	1.43	1.43	2.50	3.57	4.64	10.00	11.56
1.5+2.0+2.0+3.5+6.0	0.90	1.20	1.20	2.10	3.60	3.67	9.00	10.72	0.59	2.25	3.18	2.80	10.30	14.60	1.00	1.33	1.33	2.33	4.00	4.93	10.00	11.69
1.5+2.0+2.0+4.2+4.2	0.97	1.29	1.29	2.72	2.72	3.46	9.00	10.22	0.56	2.26	2.90	2.70	10.40	13.40	1.08	1.44	1.44	3.02	3.02	4.61	10.00	11.58
1.5+2.0+2.0+4.2+5.0	0.92	1.22	1.22	2.57	3.06	3.67	9.00	10.72	0.59	2.25	3.18	2.80	10.30	14.60	1.02	1.36	1.36	2.86	3.40	4.85	10.00	11.71
1.5+2.0+2.0+5.0+5.0	0.87	1.16	1.16	2.90	2.90	3.69	9.00	10.77	0.59	2.21	3.19	2.80	10.20	14.60	0.97	1.29	1.29	3.23	3.23	5.07	10.00	11.84
1.5+2.0+2.5+2.5+2.5	1.23	1.64	2.05	2.05	2.05	2.99	9.00	9.73	0.56	2.27	2.64	2.57	10.40	12.10	1.36	1.82	2.27	2.27	2.27	3.77	10.00	11.54
1.5+2.0+2.5+2.5+3.5	1.13	1.50	1.88	1.88	2.63	3.14	9.00	10.09	0.56	2.26	2.84	2.57	10.40	13.00	1.25	1.67	2.08	2.08	2.92	4.07	10.00	11.55
1.5+2.0+2.5+2.5+4.2	1.06	1.42	1.77	1.77	2.98	3.24	9.00	10.20	0.60	2.26	2.90	2.74	10.40	13.40	1.18	1.57	1.97	1.97	3.31	4.26	10.00	11.55
1.5+2.0+2.5+2.5+5.0	1.00	1.33	1.67	1.67	3.33	3.48	9.00	10.39	0.56	2.25	2.98	2.60	10.30	13.70	1.11	1.48	1.85	1.85	3.70	4.50	10.00	11.69
1.5+2.0+2.5+2.5+6.0	0.93	1.24	1.55	1.55	3.72	3.67	9.00	10.61	0.59	2.25	3.11	2.80	10.30	14.30	1.03	1.38	1.72	1.72	4.14	4.78	10.00	11.93
1.5+2.0+2.5+2.5+7.1	0.87	1.15	1.44	1.44	4.10	3.67	9.00	10.72	0.59	2.25	3.18	2.80	10.30	14.60	0.96	1.28	1.60	1.60	4.55	5.10	10.00	11.96
1.5+2.0+2.5+3.5+3.5	1.04	1.38	1.73	2.42	2.42	3.46	9.00	10.22	0.56	2.26	2.90	2.70	10.40	13.40	1.15	1.54	1.92	2.69	2.69	4.36	10.00	11.55
1.5+2.0+2.5+3.5+4.2	0.99	1.31	1.64	2.30	2.76	3.46	9.00	10.22	0.56	2.26	2.90	2.70	10.40	13.40	1.09	1.46	1.82	2.55	3.07	4.55	10.00	11.56
1.5+2.0+2.5+3.5+5.0	0.93	1.24	1.55	2.17	3.10	3.67	9.00	10.40	0.59	2.25	2.98	2.80	10.30	13.70	1.03	1.38	1.72	2.41	3.45	4.78	10.00	11.70
1.5+2.0+2.5+3.5+6.0	0.87	1.16	1.45	2.03	3.48	3.67	9.00	10.73	0.59	2.25	3.18	2.80	10.30	14.60	0.97	1.29	1.61	2.26	3.87	5.07	10.00	11.94
1.5+2.0+2.5+4.2+4.2	0.94	1.25	1.56	2.63	2.63	3.65	9.00	10.23	0.60	2.26	2.90	2.80	10.40	13.40	1.04	1.39	1.74	2.92	2.92	4.75	10.00	11.58
1.5+2.0+2.5+4.2+5.0	0.89	1.18	1.48	2.49	2.96	3.67	9.00	10.72	0.59	2.25	3.18	2.80	10.30	14.60	0.99	1.32	1.64	2.76	3.29	4.99	10.00	11.71
1.5+2.0+3.5+3.5+3.5	0.96	1.29	2.25	2.25	2.25	3.47	9.00	10.24	0.56	2.26	2.91	2.70	10.40	13.40	1.07	1.43	2.50	2.50	2.50	4.64	10.00	11.56
1.5+2.0+3.5+3.5+4.2	0.92	1.22	2.14	2.14	2.57	3.65	9.00	10.67	0.60	2.26	3.18	2.80	10.40	14.60	1.02	1.36	2.38	2.38	2.86	4.85	10.00	11.58
1.5+2.0+3.5+3.5+5.0	0.87	1.16	2.03	2.03	2.90	3.67	9.00	10.73	0.59	2.25	3.18	2.80	10.30	14.60	0.97	1.29	2.26	2.26	3.23	5.07	10.00	11.71
1.5+2.0+3.5+4.2+4.2	0.88	1.17	2.05	2.45	2.45	3.65	9.00	10.77	0.60	2.26	3.25	2.80	10.40	14.90	0.97	1.30	2.27	2.73	2.73	5.04	10.00	11.59
1.5+2.5+2.5+2.5+2.5	1.17	1.96	1.96	1.96	1.96	3.07	9.00	9.85	0.56	2.26	2.70	2.57	10.40	12.50	1.30	2.17	2.17	2.17	2.17	3.92	10.00	11.54
1.5+2.5+2.5+2.5+3.5	1.08	1.80	1.80	1.80	2.52	3.21	9.00	10.21	0.60	2.26	2.90	2.74	10.40	13.40	1.20	2.00	2.00	2.00	2.80	4.21	10.00	11.55
1.5+2.5+2.5+2.5+4.2	1.02	1.70	1.70	1.70	2.86	3.46	9.00	10.21	0.56	2.26	2.90	2.70	10.40	13.40	1.14	1.89	1.89	1.89	3.18	4.41	10.00	11.55
1.5+2.5+2.5+2.5+5.0	0.96	1.61	1.61	1.61	3.21	3.48	9.00	10.39	0.56	2.25	2.98	2.60	10.30	13.70	1.07	1.79	1.79	1.79	3.57	4.64	10.00	11.69
1.5+2.5+2.5+2.5+6.0	0.90	1.50	1.50	1.50	3.60	3.67	9.00	10.72	0.59	2.25	3.18	2.80	10.30	14.60	1.00	1.67	1.67	1.67	4.00	4.93	10.00	11.93

Power input heating [kW]			Total current heating [A]			Power factor [%]	Seasonal data cooling				Seasonal data heating (average climate)						Seasonal data heating (warm climate)					
Min.	Nom.	Max.	Min.	Nom.	Max.		label	SEER	Pdesign	AEC	label	SCOP	Pdesign	AEC	Declared capacity at -10°C	Back-up heater capacity at -10°C	label	SCOP	Pdesign	AEC	Declared capacity at +2°C	Back-up heater capacity at +2°C
0.65	2.07	2.78	2.97	9.48	12.22	95	A++	7.71	9.00	409	A+	4.45	6.46	2032	5.25	1.21	A+++	5.34	3.50	917	3.50	0
0.65	2.03	2.70	2.97	9.30	11.85	95	A++	7.73	9.00	408	A+	4.47	6.46	2022	5.26	1.20	A+++	5.34	3.60	943	3.60	0
0.71	2.02	2.68	3.27	9.25	11.76	95	A++	7.76	9.00	406	A+	4.50	6.46	2010	5.26	1.20	A+++	5.30	3.70	976	3.70	0
0.65	2.08	2.77	2.97	9.52	12.17	95	A++	7.68	9.00	410	A+	4.38	6.46	2064	5.24	1.22	A+++	5.43	3.40	877	3.40	0
0.67	2.07	2.77	3.05	9.48	12.17	95	A++	7.69	9.00	410	A+	4.39	6.46	2056	5.24	1.22	A+++	5.42	3.40	877	3.40	0
0.70	2.06	2.77	3.18	9.43	12.17	95	A++	7.72	9.00	408	A+	4.46	6.46	2024	5.26	1.20	A+++	5.35	3.60	941	3.60	0
0.70	2.02	2.69	3.18	9.25	11.81	95	A++	7.74	9.00	407	A+	4.49	6.46	2015	5.26	1.20	A+++	5.35	3.60	941	3.60	0
0.76	1.99	2.68	3.48	9.11	11.76	95	A++	7.76	9.00	406	A+	4.53	6.46	1995	5.26	1.20	A+++	5.35	3.70	968	3.70	0
0.71	2.07	2.76	3.27	9.48	12.13	95	A++	7.70	9.00	409	A+	4.41	6.46	2048	5.25	1.21	A+++	5.44	3.40	875	3.40	0
0.74	2.06	2.77	3.40	9.43	12.17	95	A++	7.73	9.00	408	A+	4.45	6.46	2028	5.26	1.20	A+++	5.37	3.60	939	3.60	0
0.74	2.05	2.69	3.40	9.39	11.81	95	A++	7.75	9.00	407	A+	4.48	6.46	2016	5.26	1.20	A+++	5.33	3.70	972	3.70	0
0.77	2.00	2.73	3.53	9.16	11.95	95	A++	7.70	9.00	410	A++	4.60	6.46	1966	5.28	1.18	A+++	5.36	3.60	939	3.60	0
0.56	2.08	2.77	2.58	9.52	12.17	95	A++	7.72	8.70	395	A+	4.36	6.46	2071	5.24	1.22	A+++	5.43	3.40	877	3.40	0
0.63	2.07	2.77	2.88	9.48	12.17	95	A++	7.67	9.00	411	A+	4.39	6.46	2057	5.24	1.22	A+++	5.42	3.40	879	3.40	0
0.65	2.07	2.77	2.97	9.48	12.17	95	A++	7.68	9.00	411	A+	4.41	6.46	2049	5.25	1.21	A+++	5.41	3.40	879	3.40	0
0.67	2.06	2.78	3.05	9.43	12.22	95	A++	7.71	9.00	409	A+	4.45	6.46	2030	5.26	1.20	A+++	5.34	3.60	943	3.60	0
0.68	2.05	2.70	3.10	9.39	11.85	95	A++	7.73	9.00	408	A+	4.48	6.46	2018	5.26	1.20	A+++	5.30	3.70	976	3.70	0
0.74	2.05	2.57	3.40	9.39	11.76	95	A++	7.75	9.00	406	A+	4.51	6.46	2006	5.27	1.19	A+++	5.27	3.70	983	3.70	0
0.67	2.07	2.77	3.05	9.48	12.17	95	A++	7.68	9.00	410	A+	4.41	6.46	2048	5.25	1.21	A+++	5.43	3.40	877	3.40	0
0.71	2.07	2.77	3.27	9.48	12.17	95	A++	7.69	9.00	410	A+	4.43	6.46	2041	5.25	1.21	A+++	5.42	3.50	903	3.50	0
0.71	2.05	2.77	3.27	9.39	12.17	95	A++	7.72	9.00	408	A+	4.47	6.46	2023	5.26	1.20	A+++	5.35	3.60	941	3.60	0
0.74	2.05	2.69	3.40	9.39	11.81	95	A++	7.74	9.00	407	A+	4.49	6.46	2011	5.27	1.19	A+++	5.32	3.70	974	3.70	0
0.74	2.06	2.75	3.40	9.43	12.13	95	A++	7.70	9.00	410	A+	4.44	6.46	2033	5.26	1.20	A+++	5.43	3.50	901	3.50	0
0.77	2.05	2.77	3.53	9.39	12.17	95	A++	7.73	9.00	408	A+	4.48	6.46	2016	5.27	1.19	A+++	5.37	3.60	939	3.60	0
0.79	2.00	2.73	3.61	9.16	11.95	95	A++	7.67	9.00	411	A++	4.60	6.46	1964	5.27	1.19	A+++	5.38	3.60	937	3.60	0
0.71	2.05	2.77	3.27	9.39	12.17	95	A++	7.69	9.00	410	A+	4.48	6.46	2018	5.25	1.21	A+++	5.46	3.50	897	3.50	0
0.76	2.04	2.76	3.48	9.34	12.13	95	A++	7.70	9.00	410	A+	4.49	6.46	2011	5.26	1.20	A+++	5.46	3.50	897	3.50	0
0.79	2.03	2.77	3.61	9.30	12.17	95	A++	7.73	9.00	408	A+	4.53	6.46	1994	5.27	1.19	A+++	5.39	3.60	935	3.60	0
0.82	2.04	2.76	3.74	9.34	12.13	95	A++	7.71	9.00	409	A+	4.51	6.46	2003	5.26	1.20	A+++	5.47	3.50	896	3.50	0
0.52	2.07	2.77	2.37	9.48	12.17	95	A++	7.81	8.00	359	A+	4.40	6.46	2056	5.24	1.22	A+++	5.43	3.40	877	3.40	0
0.55	2.07	2.77	2.50	9.48	12.17	95	A++	7.83	8.50	380	A+	4.41	6.46	2048	5.25	1.21	A+++	5.42	3.40	877	3.40	0
0.58	2.06	2.77	2.67	9.43	12.17	95	A++	7.67	9.00	411	A+	4.44	6.46	2034	5.26	1.20	A+++	5.41	3.50	905	3.50	0
0.62	2.06	2.77	2.84	9.43	12.17	95	A++	7.68	9.00	411	A+	4.46	6.46	2027	5.26	1.20	A+++	5.41	3.50	906	3.50	0
0.65	2.05	2.78	2.97	9.39	12.22	95	A++	7.71	9.00	409	A+	4.49	6.46	2011	5.27	1.19	A+++	5.34	3.70	970	3.70	0
0.65	2.04	2.65	2.97	9.34	12.13	95	A++	7.73	9.00	408	A+	4.52	6.46	1999	5.27	1.19	A+++	5.30	3.70	977	3.70	0
0.71	2.00	2.66	3.27	9.16	12.17	95	A++	7.76	9.00	406	A++	4.60	6.46	1964	5.29	1.17	A+++	5.30	3.80	1003	3.80	0
0.56	2.07	2.61	2.58	9.48	11.95	95	A++	7.86	8.70	388	A+	4.43	6.46	2040	5.25	1.21	A+++	5.43	3.50	902	3.50	0
0.63	2.06	2.66	2.88	9.43	12.17	95	A++	7.90	9.00	399	A+	4.46	6.46	2026	5.26	1.20	A+++	5.42	3.50	903	3.50	0
0.65	2.05	2.65	2.97	9.39	12.13	95	A++	7.90	9.00	399	A+	4.48	6.46	2019	5.26	1.20	A+++	5.42	3.60	930	3.60	0
0.67	2.04	2.66	3.05	9.34	12.17	95	A++	7.93	9.00	397	A+	4.51	6.46	2005	5.27	1.19	A+++	5.35	3.70	968	3.70	0
0.68	2.04	2.65	3.10	9.34	12.13	95	A++	7.95	9.00	396	A+	4.53	6.46	1993	5.28	1.18	A+++	5.31	3.80	1001	3.80	0
0.74	2.00	2.66	3.40	9.16	12.17	95	A++	7.97	9.00	395	A++	4.62	6.46	1958	5.29	1.17	A+++	5.31	3.80	1001	3.80	0
0.67	2.05	2.66	3.05	9.39	12.17	95	A++	7.91	9.00	399	A+	4.48	6.46	2018	5.26	1.20	A+++	5.43	3.60	927	3.60	0
0.71	2.05	2.66	3.27	9.39	12.17	95	A++	7.91	9.00	398	A+	4.47	6.46	2023	5.27	1.19	A+++	5.43	3.60	928	3.60	0
0.71	2.04	2.66	3.27	9.34	12.22	95	A++	7.94	9.00	397	A+	4.52	6.46	1998	5.28	1.18	A+++	5.36	3.70	966	3.70	0
0.74	2.00	2.67	3.40	9.16	12.13	95	A++	7.96	9.00	396	A++	4.60	6.46	1963	5.30	1.16	A+++	5.36	3.80	992	3.80	0
0.74	2.05	2.76	3.40	9.39	12.17	95	A++	7.92	9.00	398	A+	4.48	6.46	2016	5.27	1.19	A+++	5.44	3.60	926	3.60	0
0.77	2.03	2.77	3.53	9.30	11.95	95	A++	7.95	9.00	396	A+	4.54	6.46	1991	5.28	1.18	A+++	5.37	3.80	990	3.80	0
0.79	2.00	2.73	3.61	9.16	12.17	95	A++	7.95	9.00	396	A++	4.63	6.46	1954	5.30	1.16	A+++	5.38	3.80	989	3.80	0
0.58	2.07	2.77	2.67	9.48	12.17	95	A++	7.89	9.00	399	A+	4.43	6.46	2041	5.25	1.21	A+++	5.43	3.50	903	3.50	0
0.65	2.06	2.77	2.97	9.43	12.17	95	A++	7.91	9.00	399	A+	4.46	6.46	2027	5.26	1.20	A+++	5.41	3.50	905	3.50	0
0.67	2.05	2.77	3.05	9.39	12.17	95	A++	7.91	9.00	398	A+	4.47	6.46	2020	5.26	1.20	A+++	5.41	3.60	931	3.60	0
0.70	2.04	2.78	3.18	9.34	12.22	95	A++	7.94	9.00	397	A+	4.51	6.46	2005	5.27	1.19	A+++	5.34	3.70	970	3.70	0
0.70	2.04	2.70	3.18	9.34	11.85	95	A++	7.96	9.00	396	A+	4.53	6.46	1993	5.28	1.18	A+++	5.30	3.80	1003	3.80	0
0.77	2.00	2.68	3.53	9.16	11.76	95	A++	7.98	9.00	395	A++	4.61	6.46	1959	5.28	1.18	A+++	5.30	3.80	1002	3.80	0
0.70	2.05	2.77	3.18	9.39	12.17	95	A++	7.92	9.00	398	A+	4.48	6.46	2019	5.26	1.20	A+++	5.42	3.60	929	3.60	0
0.74	2.05	2.77	3.40	9.39	12.17	95	A++	7.92	9.00	398	A+	4.47	6.46	2024	5.27	1.19	A+++	5.42	3.60	929	3.60	0
0.77	2.04	2.77	3.53	9.34	12.17	95	A++	7.95	9.00	396	A+	4.52	6.46	1998	5.28	1.18	A+++	5.35	3.70	967	3.70	0
0.77	2.00	2.69	3.53	9.16	12.17	95	A++	7.97	9.00	396	A++	4.61	6.46	1962	5.30	1.16	A+++	5.36	3.80	992	3.80	0
0.76	2.05	2.76	3.48	9.39	12.13	95	A++	7.93	9.00	398	A+	4.48	6.46	2017	5.27	1.19	A+++	5.43	3.60	927	3.60	0
0.79	1.99	2.77	3.61	9.11	12.17	95	A++	7.96	9.00	396	A++	4.63	6.46	1950	5.28	1.18	A+++	5.42	3.80	981	3.80	0
0.77	2.05	2.77	3.53	9.39	12.17	95	A++	7.93	9.00	398	A+	4.49	6.46	2012	5.27	1.19	A+++	5.44	3.60	927	3.60	0
0.79	2.05	2.76	3.61	9.39	12.13	95	A++	7.93	9.00	398	A+	4.50	6.46	2006	5.27	1.19	A+++	5.43	3.60	927	3.60	0
0.82	2.00	2.77	3.74	9.16	12.17	95	A++	7.96	9.00	396	A++	4.61	6.46	1962	5.28	1.18	A+++	5.43	3.80	980	3.80	0
0.85	2.04	2.76	3.87	9.34	12.13	95	A++	7.94	9.00	397	A+	4.52	6.46	1999	5.27	1.19	A+++	5.45	3.60	925	3.60	0
0.63	2.06	2.77	2.88	9.43	12.17	95	A++	7.88	9.00	400	A+	4.46	6.46	2026	5.26	1.20	A+++	5.43	3.50	903	3.50	0
0.67	2.03	2.77	3.05	9.30	12.17	95	A++	7.89	9.00	399	A+	4.47	6.46	2020	5.27	1.19	A+++	5.43	3.60	927	3.60	0
0.71	2.03	2.77	3.27	9.30	12.17	95	A++	7.89	9.00	399	A+	4.49	6.46	2013	5.27	1.19	A+++	5.43	3.60	928	3.60	0
0.71	1.98	2.78	3.27	9.07	12.22	95	A++	7.92	9.00	398	A++	4.60	6.46	1964	5.28	1.18	A+++	5.44	3.80	978	3.80	0
0.75	1.98	2.70	3.44	9.07	11.85	95	A++	7.94	9.00	397	A++	4.63	6.46	1952	5.29	1.17	A+++	5.40	3.80	984	3.80	0

5MXM90A2V1B

Combination tables

Indoor unit	Cooling capacity [kW]					Total cooling capacity [kW]			Power input cooling [kW]			Total current cooling [A]			Heating capacity [kW]					Total heating capacity [kW]		
	Room A	Room B	Room C	Room D	Room E	Min.	Nom.	Max.	Min.	Nom.	Max.	Min.	Nom.	Max.	Room A	Room B	Room C	Room D	Room E	Min.	Nom.	Max.
1.5+2.5+2.5+3.5+3.5	1.00	1.67	1.67	2.33	2.33	3.46	9.00	10.22	0.56	2.26	2.90	2.70	10.40	13.40	1.11	1.85	1.85	2.59	2.59	4.50	10.00	11.55
1.5+2.5+2.5+3.5+4.2	0.95	1.58	1.58	2.22	2.66	3.47	9.00	10.23	0.56	2.26	2.90	2.70	10.40	13.40	1.06	1.76	1.76	2.46	2.96	4.70	10.00	11.56
1.5+2.5+2.5+3.5+5.0	0.90	1.50	1.50	2.10	3.00	3.67	9.00	10.72	0.59	2.25	3.18	2.80	10.30	14.60	1.00	1.67	1.67	2.33	3.33	4.93	10.00	11.70
1.5+2.5+2.5+4.2+4.2	0.91	1.51	1.51	2.54	2.54	3.65	9.00	10.66	0.60	2.26	3.18	2.80	10.40	14.60	1.01	1.68	1.68	2.82	2.82	4.90	10.00	11.58
1.5+2.5+3.5+3.5+3.5	0.93	1.55	2.17	2.17	2.17	3.65	9.00	10.24	0.60	2.26	2.91	2.80	10.40	13.40	1.03	1.72	2.41	2.41	2.41	4.78	10.00	11.56
1.5+2.5+3.5+3.5+4.2	0.89	1.48	2.07	2.07	2.49	3.65	9.00	10.77	0.60	2.25	3.25	2.80	10.40	14.90	0.99	1.64	2.30	2.30	2.76	4.99	10.00	11.58
1.5+3.5+3.5+3.5+3.5	0.87	2.03	2.03	2.03	2.03	3.66	9.00	10.79	0.60	2.25	3.25	2.80	10.40	15.00	0.97	2.26	2.26	2.26	2.26	5.07	10.00	11.58
2.0+2.0+2.0+2.0+2.0	1.70	1.70	1.70	1.70	1.70	2.85	8.50	9.24	0.53	2.06	2.39	2.44	9.50	11.00	2.00	2.00	2.00	2.00	2.00	3.49	10.00	11.54
2.0+2.0+2.0+2.0+2.5	1.66	1.66	1.66	1.66	2.07	2.92	8.70	9.49	0.53	2.14	2.51	2.44	9.80	11.60	1.90	1.90	1.90	1.90	2.38	3.63	10.00	11.54
2.0+2.0+2.0+2.0+3.5	1.57	1.57	1.57	1.57	2.74	3.07	9.00	9.85	0.56	2.26	2.70	2.57	10.40	12.50	1.74	1.74	1.74	1.74	3.04	3.92	10.00	11.55
2.0+2.0+2.0+2.0+4.2	1.48	1.48	1.48	1.48	3.10	3.17	9.00	10.08	0.60	2.26	2.84	2.74	10.40	13.00	1.64	1.64	1.64	1.64	3.44	4.12	10.00	11.55
2.0+2.0+2.0+2.0+5.0	1.38	1.38	1.38	1.38	3.46	3.29	9.00	10.38	0.60	2.25	2.98	2.74	10.40	13.70	1.54	1.54	1.54	1.54	3.85	4.36	10.00	11.69
2.0+2.0+2.0+2.0+6.0	1.29	1.29	1.29	1.29	3.86	3.48	9.00	10.60	0.56	2.25	3.11	2.60	10.30	14.30	1.43	1.43	1.43	1.43	4.29	4.64	10.00	11.93
2.0+2.0+2.0+2.0+7.1	1.19	1.19	1.19	1.19	4.23	3.67	9.00	10.71	0.59	2.25	3.18	2.80	10.30	14.60	1.32	1.32	1.32	1.32	4.70	4.96	10.00	11.96
2.0+2.0+2.0+2.5+2.5	1.64	1.64	1.64	2.05	2.05	2.99	9.00	9.73	0.56	2.27	2.64	2.57	10.40	12.10	1.82	1.82	1.82	2.27	2.27	3.77	10.00	11.54
2.0+2.0+2.0+2.5+3.5	1.50	1.50	1.50	1.88	2.63	3.14	9.00	10.08	0.56	2.26	2.84	2.57	10.40	13.00	1.67	1.67	1.67	2.08	2.92	4.07	10.00	11.55
2.0+2.0+2.0+2.5+4.2	1.42	1.42	1.42	1.77	2.98	3.24	9.00	10.20	0.60	2.26	2.90	2.74	10.40	13.40	1.57	1.57	1.57	1.97	3.31	4.26	10.00	11.55
2.0+2.0+2.0+2.5+5.0	1.33	1.33	1.33	1.67	3.33	3.48	9.00	10.38	0.56	2.25	2.98	2.60	10.40	13.70	1.48	1.48	1.48	1.85	3.70	4.50	10.00	11.69
2.0+2.0+2.0+2.5+6.0	1.24	1.24	1.24	1.55	3.72	3.67	9.00	10.61	0.59	2.25	3.11	2.80	10.30	14.30	1.38	1.38	1.38	1.72	4.14	4.78	10.00	11.93
2.0+2.0+2.0+2.5+7.1	1.15	1.15	1.15	1.44	4.10	3.67	9.00	10.72	0.59	2.25	3.18	2.80	10.30	14.60	1.28	1.28	1.28	1.60	4.55	5.10	10.00	11.96
2.0+2.0+2.0+3.5+3.5	1.38	1.38	1.38	2.42	2.42	2.99	9.00	9.65	0.56	2.26	2.58	2.57	10.40	11.90	1.54	1.54	1.54	2.69	2.69	3.77	10.00	11.54
2.0+2.0+2.0+3.5+4.2	1.31	1.31	1.31	2.30	2.76	3.46	9.00	10.22	0.56	2.26	2.90	2.70	10.40	13.40	1.46	1.46	1.46	2.55	3.07	4.55	10.00	11.56
2.0+2.0+2.0+3.5+5.0	1.24	1.24	1.24	2.17	3.10	3.67	9.00	10.40	0.59	2.25	2.98	2.80	10.30	13.70	1.38	1.38	1.38	2.41	3.45	4.78	10.00	11.70
2.0+2.0+2.0+3.5+6.0	1.16	1.16	1.16	2.03	3.48	3.67	9.00	10.72	0.59	2.25	3.18	2.80	10.30	14.60	1.29	1.29	1.29	2.26	3.87	5.07	10.00	11.94
2.0+2.0+2.0+4.2+4.2	1.25	1.25	1.25	2.63	2.63	3.65	9.00	10.22	0.60	2.26	2.90	2.80	10.40	13.40	1.39	1.39	1.39	2.92	2.92	4.75	10.00	11.58
2.0+2.0+2.0+4.2+5.0	1.18	1.18	1.18	2.49	2.96	3.67	9.00	10.72	0.59	2.25	3.18	2.80	10.30	14.60	1.32	1.32	1.32	2.76	3.29	4.99	10.00	11.71
2.0+2.0+2.5+2.5+2.5	1.57	1.57	1.96	1.96	1.96	3.07	9.00	9.85	0.56	2.27	2.70	2.57	10.40	12.50	1.74	1.74	2.17	2.17	2.17	3.92	10.00	11.54
2.0+2.0+2.5+2.5+3.5	1.44	1.44	1.80	1.80	2.52	3.21	9.00	10.20	0.60	2.26	2.90	2.74	10.40	13.40	1.60	1.60	2.00	2.00	2.80	4.21	10.00	11.55
2.0+2.0+2.5+2.5+4.2	1.36	1.36	1.70	1.70	2.86	3.46	9.00	10.25	0.56	2.26	2.81	2.70	10.40	12.86	1.52	1.52	1.89	1.89	3.18	4.41	10.00	11.55
2.0+2.0+2.5+2.5+5.0	1.29	1.29	1.61	1.61	3.21	3.48	9.00	10.39	0.56	2.25	2.98	2.60	10.30	13.70	1.43	1.43	1.79	1.79	3.57	4.64	10.00	11.69
2.0+2.0+2.5+2.5+6.0	1.20	1.20	1.50	1.50	3.60	3.67	9.00	10.71	0.59	2.25	3.18	2.80	10.30	14.60	1.33	1.33	1.67	1.67	4.00	4.93	10.00	11.93
2.0+2.0+2.5+3.5+3.5	1.33	1.33	1.67	2.33	2.33	3.46	9.00	10.22	0.56	2.26	2.90	2.70	10.40	13.40	1.48	1.48	1.85	2.59	2.59	4.50	10.00	11.55
2.0+2.0+2.5+3.5+4.2	1.27	1.27	1.58	2.22	2.66	3.46	9.00	10.32	0.56	2.26	2.83	2.70	10.40	12.93	1.41	1.41	1.76	2.46	2.96	4.70	10.00	11.56
2.0+2.0+2.5+3.5+5.0	1.20	1.20	1.50	2.10	3.00	3.67	9.00	10.72	0.59	2.25	3.18	2.80	10.30	14.60	1.33	1.33	1.67	2.33	3.33	4.93	10.00	11.70
2.0+2.0+2.5+4.2+4.2	1.21	1.21	1.51	2.54	2.54	3.65	9.00	10.65	0.60	2.26	3.18	2.80	10.40	14.60	1.34	1.34	1.68	2.82	2.82	4.90	10.00	11.58
2.0+2.0+3.5+3.5+3.5	1.24	1.24	2.17	2.17	2.17	3.65	9.00	10.24	0.60	2.26	2.91	2.80	10.40	13.40	1.38	1.38	2.41	2.41	2.41	4.78	10.00	11.56
2.0+2.0+3.5+3.5+4.2	1.18	1.18	2.07	2.07	2.49	3.65	9.00	10.77	0.60	2.26	3.25	2.80	10.40	14.90	1.32	1.32	2.30	2.30	2.76	4.99	10.00	11.58
2.0+2.5+2.5+2.5+2.5	1.50	1.88	1.88	1.88	1.88	3.14	9.00	10.08	0.56	2.26	2.83	2.57	10.40	13.00	1.67	2.08	2.08	2.08	2.08	4.07	10.00	11.54
2.0+2.5+2.5+2.5+3.5	1.38	1.73	1.73	1.73	2.42	3.46	9.00	10.21	0.56	2.26	2.90	2.70	10.40	13.40	1.54	1.92	1.92	1.92	2.69	4.36	10.00	11.55
2.0+2.5+2.5+2.5+4.2	1.31	1.64	1.64	1.64	2.76	3.46	9.00	10.21	0.56	2.26	2.90	2.70	10.40	13.40	1.46	1.82	1.82	1.82	3.07	4.55	10.00	11.55
2.0+2.5+2.5+2.5+5.0	1.24	1.55	1.55	1.55	3.10	3.67	9.00	10.39	0.59	2.25	2.98	2.80	10.30	13.70	1.38	1.72	1.72	1.72	3.45	4.78	10.00	11.69
2.0+2.5+2.5+2.5+6.0	1.16	1.45	1.45	1.45	3.48	3.67	9.00	10.72	0.59	2.25	3.18	2.80	10.30	14.60	1.29	1.61	1.61	1.61	3.87	5.07	10.00	11.93
2.0+2.5+2.5+3.5+3.5	1.29	1.61	1.61	2.25	2.25	3.46	9.00	10.22	0.56	2.26	2.90	2.70	10.40	13.40	1.43	1.79	1.79	2.50	2.50	4.64	10.00	11.55
2.0+2.5+2.5+3.5+4.2	1.22	1.53	1.53	2.14	2.57	3.65	9.00	10.65	0.60	2.26	3.18	2.80	10.40	14.60	1.36	1.70	1.70	2.38	2.86	4.85	10.00	11.56
2.0+2.5+2.5+3.5+5.0	1.16	1.45	1.45	2.03	2.90	3.67	9.00	10.72	0.59	2.25	3.18	2.80	10.30	14.60	1.29	1.61	1.61	2.26	3.23	5.07	10.00	11.70
2.0+2.5+2.5+4.2+4.2	1.17	1.46	1.46	2.45	2.45	3.65	9.00	10.76	0.60	2.26	3.25	2.80	10.40	14.90	1.30	1.62	1.62	2.73	2.73	5.04	10.00	11.58
2.0+2.5+3.5+3.5+3.5	1.20	1.50	2.10	2.10	2.10	3.65	9.00	10.67	0.60	2.26	3.18	2.80	10.40	14.60	1.33	1.67	2.33	2.33	2.33	4.93	10.00	11.56
2.5+2.5+2.5+2.5+2.5	1.80	1.80	1.80	1.80	1.80	3.21	9.00	10.19	0.60	2.26	2.90	2.74	10.40	13.40	2.00	2.00	2.00	2.00	2.00	4.21	10.00	11.54
2.5+2.5+2.5+2.5+3.5	1.67	1.67	1.67	1.67	2.33	3.46	9.00	10.21	0.56	2.26	2.90	2.70	10.40	13.40	1.85	1.85	1.85	1.85	2.59	4.50	10.00	11.55
2.5+2.5+2.5+2.5+4.2	1.58	1.58	1.58	1.58	2.66	3.46	9.00	10.22	0.56	2.26	2.90	2.70	10.40	13.40	1.76	1.76	1.76	1.76	2.96	4.70	10.00	11.55
2.5+2.5+2.5+2.5+5.0	1.50	1.50	1.50	1.50	3.00	3.67	9.00	10.71	0.59	2.25	3.18	2.80	10.30	14.60	1.67	1.67	1.67	1.67	3.33	4.93	10.00	11.69
2.5+2.5+2.5+3.5+3.5	1.55	1.55	1.55	2.17	2.17	3.65	9.00	10.23	0.60	2.26	2.90	2.80	10.40	13.40	1.72	1.72	1.72	2.41	2.41	4.78	10.00	11.55
2.5+2.5+2.5+3.5+4.2	1.48	1.48	1.48	2.07	2.49	3.65	9.00	10.76	0.60	2.26	3.25	2.80	10.40	14.90	1.64	1.64	1.64	2.30	2.76	4.99	10.00	11.56
2.5+2.5+3.5+3.5+3.5	1.45	1.45	2.03	2.03	2.03	3.65	9.00	10.79	0.60	2.25	3.21	2.80	10.40	14.71	1.61	1.61	2.26	2.26	2.26	5.07	10.00	11.57

Power input heating [kW]			Total current heating [A]			Power factor [%]	Seasonal data cooling				Seasonal data heating (average climate)						Seasonal data heating (warm climate)					
Min.	Nom.	Max.	Min.	Nom.	Max.		label	SEER	Pdesign	AEC	label	SCOP	Pdesign	AEC	Declared capacity at -10°C	Back-up heater capacity at -10°C	label	SCOP	Pdesign	AEC	Declared capacity at +2°C	Back-up heater capacity at +2°C
0.71	2.03	2.77	3.27	9.30	12.17	95	A++	7.90	9.00	399	A+	4.49	6.46	2013	5.27	1.19	A+++	5.45	3.60	925	3.60	0
0.77	2.02	2.77	3.53	9.25	12.17	95	A++	7.90	9.00	399	A+	4.50	6.46	2007	5.27	1.19	A+++	5.44	3.60	926	3.60	0
0.79	1.97	2.77	3.61	9.02	12.17	95	A++	7.93	9.00	397	A++	4.62	6.46	1957	5.29	1.17	A+++	5.42	3.80	981	3.80	0
0.82	2.02	2.76	3.74	9.25	12.13	95	A++	7.91	9.00	398	A+	4.52	6.46	2000	5.28	1.18	A+++	5.45	3.70	950	3.70	0
0.79	2.02	2.77	3.61	9.25	12.17	95	A++	7.91	9.00	399	A+	4.51	6.46	2006	5.27	1.19	A+++	5.46	3.60	923	3.60	0
0.82	2.02	2.76	3.74	9.25	12.13	95	A++	7.91	9.00	398	A+	4.52	6.46	2000	5.28	1.18	A+++	5.45	3.70	950	3.70	0
0.85	2.00	2.76	3.87	9.16	12.13	95	A++	7.92	9.00	398	A+	4.56	6.46	1981	5.29	1.17	A+++	5.46	3.70	948	3.70	0
0.55	2.05	2.77	2.50	9.39	12.17	95	A++	7.83	8.50	380	A+	4.47	6.46	2023	5.27	1.19	A+++	5.42	3.60	929	3.60	0
0.56	2.05	2.77	2.58	9.39	12.17	95	A++	7.72	8.70	395	A+	4.48	6.46	2017	5.27	1.19	A+++	5.42	3.60	929	3.60	0
0.63	2.04	2.77	2.88	9.34	12.17	95	A++	7.86	9.00	401	A+	4.51	6.46	2006	5.28	1.18	A+++	5.41	3.70	957	3.70	0
0.65	2.03	2.77	2.97	9.30	12.17	95	A++	7.86	9.00	401	A+	4.52	6.46	2000	5.28	1.18	A+++	5.40	3.70	958	3.70	0
0.67	2.00	2.78	3.05	9.16	12.22	95	A++	7.89	9.00	399	A++	4.61	6.46	1959	5.29	1.17	A+++	5.36	3.80	992	3.80	0
0.68	1.99	2.70	3.10	9.11	11.85	95	A++	7.91	9.00	399	A++	4.64	6.46	1948	5.30	1.16	A+++	5.32	3.90	1025	3.90	0
0.74	1.99	2.68	3.40	9.11	11.76	95	A++	7.93	9.00	398	A++	4.66	6.46	1937	5.30	1.16	A+++	5.28	4.00	1059	4.00	0
0.58	2.04	2.77	2.67	9.34	12.17	95	A++	7.76	9.00	406	A+	4.49	6.46	2010	5.27	1.19	A+++	5.43	3.60	927	3.60	0
0.65	2.03	2.77	2.97	9.30	12.17	95	A++	7.77	9.00	405	A+	4.52	6.46	1999	5.28	1.18	A+++	5.42	3.70	955	3.70	0
0.67	2.03	2.77	3.05	9.30	12.17	95	A++	7.78	9.00	405	A+	4.53	6.46	1993	5.29	1.17	A+++	5.42	3.70	956	3.70	0
0.70	1.99	2.78	3.18	9.11	12.22	95	A++	7.81	9.00	404	A++	4.62	6.46	1955	5.30	1.16	A+++	5.33	3.90	1024	3.90	0
0.70	1.99	2.70	3.18	9.11	11.85	95	A++	7.83	9.00	403	A++	4.65	6.46	1944	5.30	1.16	A+++	5.29	3.90	1032	3.90	0
0.77	1.98	2.68	3.53	9.07	11.76	95	A++	7.85	9.00	401	A++	4.67	6.46	1933	5.30	1.16	A+++	5.25	4.00	1066	4.00	0
0.58	2.03	2.77	2.67	9.30	12.17	95	A++	7.78	9.00	405	A+	4.54	6.46	1992	5.29	1.17	A+++	5.43	3.70	953	3.70	0
0.74	2.03	2.77	3.40	9.30	12.17	95	A++	7.79	9.00	405	A+	4.55	6.46	1986	5.29	1.17	A+++	5.43	3.80	980	3.80	0
0.77	1.99	2.77	3.53	9.11	12.17	95	A++	7.82	9.00	403	A++	4.65	6.46	1941	5.30	1.16	A+++	5.39	3.90	1013	3.90	0
0.77	1.99	2.69	3.53	9.11	11.81	95	A++	7.84	9.00	402	A++	4.68	6.46	1931	5.30	1.16	A+++	5.35	4.00	1047	4.00	0
0.76	2.02	2.76	3.48	9.25	12.13	95	A++	7.80	9.00	404	A++	4.61	6.46	1961	5.29	1.17	A+++	5.44	3.80	977	3.80	0
0.79	2.01	2.83	3.61	9.20	12.40	95	A++	7.83	9.00	403	A++	4.66	6.46	1938	5.30	1.16	A+++	5.37	3.90	1016	3.90	0
0.63	2.04	2.77	2.88	9.34	12.17	95	A++	7.74	9.00	407	A+	4.49	6.46	2011	5.27	1.19	A+++	5.43	3.60	929	3.60	0
0.67	2.03	2.77	3.05	9.30	12.17	95	A++	7.76	9.00	406	A+	4.52	6.46	1999	5.28	1.18	A+++	5.41	3.70	957	3.70	0
0.70	2.03	2.77	3.18	9.30	12.17	95	A++	7.76	9.00	406	A+	4.53	6.46	1993	5.29	1.17	A+++	5.41	3.70	957	3.70	0
0.71	1.99	2.78	3.27	9.11	12.22	95	A++	7.79	9.00	404	A++	4.63	6.46	1953	5.30	1.16	A+++	5.37	3.90	1017	3.90	0
0.75	1.99	2.70	3.44	9.11	11.85	95	A++	7.81	9.00	403	A++	4.65	6.46	1942	5.30	1.16	A+++	5.33	3.90	1024	3.90	0
0.71	1.99	2.77	3.27	9.11	12.17	95	A++	7.77	9.00	406	A++	4.60	6.46	1963	5.29	1.17	A+++	5.47	3.70	946	3.70	0
0.77	1.99	2.77	3.53	9.11	12.17	95	A++	7.77	9.00	406	A++	4.62	6.46	1957	5.29	1.17	A+++	5.47	3.80	972	3.80	0
0.79	1.98	2.77	3.61	9.07	12.17	95	A++	7.80	9.00	404	A++	4.67	6.46	1934	5.30	1.16	A+++	5.40	3.90	1011	3.90	0
0.82	1.99	2.82	3.74	9.11	12.36	95	A++	7.78	9.00	405	A++	4.63	6.46	1951	5.29	1.17	A+++	5.48	3.80	970	3.80	0
0.79	1.99	2.77	3.61	9.11	12.17	95	A++	7.77	9.00	405	A++	4.62	6.46	1957	5.29	1.17	A+++	5.48	3.80	970	3.80	0
0.82	1.99	2.82	3.74	9.11	12.36	95	A++	7.78	9.00	405	A++	4.63	6.46	1951	5.29	1.17	A+++	5.48	3.80	970	3.80	0
0.65	2.03	2.77	2.97	9.30	12.17	95	A++	7.75	9.00	407	A+	4.52	6.46	1999	5.28	1.18	A+++	5.42	3.70	955	3.70	0
0.70	2.03	2.77	3.18	9.30	12.17	95	A++	7.76	9.00	406	A+	4.55	6.46	1987	5.29	1.17	A+++	5.41	3.80	983	3.80	0
0.74	2.02	2.77	3.40	9.25	12.17	95	A++	7.76	9.00	406	A+	4.56	6.46	1981	5.29	1.17	A+++	5.41	3.80	983	3.80	0
0.77	1.99	2.78	3.53	9.11	12.22	95	A++	7.80	9.00	404	A++	4.65	6.46	1942	5.30	1.16	A+++	5.37	3.90	1017	3.90	0
0.77	1.98	2.70	3.53	9.07	11.85	95	A++	7.82	9.00	403	A++	4.68	6.46	1931	5.31	1.15	A+++	5.33	4.00	1050	4.00	0
0.77	1.99	2.77	3.53	9.11	12.17	95	A++	7.77	9.00	406	A++	4.60	6.46	1963	5.29	1.17	A+++	5.46	3.80	974	3.80	0
0.79	1.99	2.77	3.61	9.11	12.17	95	A++	7.77	9.00	405	A++	4.62	6.46	1957	5.30	1.16	A+++	5.46	3.80	975	3.80	0
0.82	1.98	2.77	3.74	9.07	12.17	95	A++	7.83	9.00	403	A++	4.67	6.46	1934	5.31	1.15	A+++	5.38	4.00	1040	4.00	0
0.85	1.99	2.82	3.87	9.11	12.36	95	A++	7.77	9.00	406	A++	4.63	6.46	1951	5.30	1.16	A+++	5.47	3.80	972	3.80	0
0.82	1.99	2.77	3.74	9.11	12.17	95	A++	7.78	9.00	405	A++	4.62	6.46	1957	5.30	1.16	A+++	5.47	3.80	972	3.80	0
0.68	2.03	2.77	3.10	9.30	12.17	95	A++	7.73	9.00	408	A+	4.55	6.46	1987	5.29	1.17	A+++	5.42	3.80	981	3.80	0
0.72	2.02	2.66	3.31	9.25	12.17	95	A++	7.74	9.00	407	A+	4.57	6.46	1975	5.30	1.16	A+++	5.41	3.80	983	3.80	0
0.77	2.02	2.66	3.53	9.25	12.17	95	A++	7.75	9.00	407	A+	4.59	6.46	1970	5.30	1.16	A+++	5.41	3.80	983	3.80	0
0.80	2.00	2.67	3.66	9.16	12.22	95	A++	7.75	9.00	407	A++	4.64	6.46	1946	5.31	1.15	A+++	5.34	4.00	1049	4.00	0
0.80	2.02	2.66	3.66	9.25	12.17	95	A++	7.76	9.00	406	A++	4.60	6.46	1965	5.30	1.16	A+++	5.42	3.80	981	3.80	0
0.82	2.01	2.66	3.74	9.20	12.17	95	A++	7.76	9.00	406	A++	4.61	6.46	1959	5.30	1.16	A+++	5.42	3.90	1007	3.90	0
0.85	1.99	2.66	3.87	9.11	12.17	95	A++	7.77	9.00	406	A++	4.66	6.46	1940	5.32	1.14	A+++	5.43	3.90	1005	3.90	0

DAIKIN

DAIKIN

Low height.
High value.

More flexibility for your business

with single fan casings in the whole Sky Air range

Unique to the market: We proudly present our new low-height single fan outdoor units across all Sky Air ranges – from 3.5 to 25 kW.

- More flexibility in positioning, easier transport and installation
- Market-leading serviceability and handling – with easy access to all components and 7-segment display
- Reliable cooling thanks to refrigerant cooled PCB
- Full portfolio of connectable R-32 indoor units

www.daikin.eu/skyairbluevolution

BLUEVOLUTION

SkyAir Alpha-series

SkyAir Advance-series

Sky Air

Light commercial applications

Sky Air the solution for the light commercial sector

Sky Air is Daikin's industry-leading light commercial range, which has been designed for optimum seasonal energy efficiency. Providing the ideal solution for all kinds of small commercial spaces, the Sky Air series offers a complete comfort solution that puts you in total control of your heating and cooling, ventilation and air curtains.

New Sky Air low height series 378
Low sound enclosure 379
Why choose a Daikin Sky Air 380
In the spotlight 382

Indoor units 384
Products overview indoor units 384
Benefits overview indoor units 386
Ceiling mounted cassettes 390
UNIQUE FCAHG-H 393
UNIQUE FCAG-B 394
UNIQUE FFA-A9 400
Concealed ceiling units 402
UNIQUE Auto cleaning filter for concealed ceiling units 402
Multi zoning kit 403
FDXM-F9 404
FBA-A(9) 406
FDA125A 410
FDA200-250A 411
ADEA-A 412
Wall mounted units 413
NEW FAA-B 413
FTXM-R 416
Ceiling suspended units 417
FHA-A(9) 417
UNIQUE FUA-A 420
Floor standing units 422
FVA-A 422
Concealed floor standing units 424
FNA-A9 424

Biddle air curtains 426
Biddle air curtain for ERQ 427

Outdoor units 429
Products overview outdoor units 430
Benefits overview outdoor units 431
Why choose Sky Air A-series 432
R-32 BLUEVOLUTION range 436
RZAG-A Sky Air Alpha-series 436
RZAG-NV1/NY1 Sky Air Alpha-series 436
RZASG-MV1/MY1 Sky Air Advance-series 437
RZA-D Sky Air Advance-series 438
ARXM-R/ AZAS-MV1/MY1 Sky Air Active-series 439
Why choose Daikin Rooftop series 440
UATYA-BBAY1 442
UATYA-BFC2Y1 442
UATYA-BFC3Y1 443
UATYA-BRS4 443
Options & Accessories 446

SkyAir Advance-series

SkyAir Alpha-series

Low height.
High value.

Unique, low-height single fan range

SkyAir Alpha-series
RZAG71-100-125-140NV1/NY1

SkyAir Advance-series
RZA200-250D

Compact unit, easy to transport



Market-leading serviceability and handling

Fast and easy access to all critical component

- Single screw access
- Wider access area

Newly positioned handle for easier carrying

The smart way for sound reduction

Daikin dedicated solution for sound reduction

Meet strict sound requirements, while increasing flexiblity to apply Sky Air and VRV heat pumps thanks to sound power reduction of up to 10 dB(A).

- **Guaranteed high performance:** optimised design to keep the capacity and air flow as close as possible to the standard conditions
- **Faster and reliable planning:** no calculations or estimations necessary thanks to tested data according to ISO 3744
- **Perfect fit:** specially designed for Sky Air and VRV heat pumps
- **Maximum flexibility:** can be installed and retrofitted on any plain surface
- **Easy access:** simple and fast installation and maintenance through large side panels with fast locks
- **Designed to be discreet:** tailor-made low height design; highly aesthetic finishing and smooth surface in anthracite colour-tone

www.daikin.eu/en_us/products/ekln-a.html

SkyAir VRV

7 reasons why Sky Air is unique in the market

1 Full Sky Air R-32 range delivering future-proofed, best-in-class climate control

Sky Air A-series BLUEVOLUTION

More details on page 430

System	Type	Model	Product name	35	50	60	71	100	125	140	200	250
				3.5 kW	5.0 kW	6.0 kW	6.8 kW	9.5 kW	12.1 kW	13.4 kW	21.5 kW	23.6 kW
Air cooled	Heat pump	**Sky Air Alpha-series** R-32 A++ (A+++ - D) - Industry leading technology for commercial applications - Dedicated solution for infrastructure cooling - Variable Refrigerant Temperature (RZAG71-100-125-140 series) - Maximum piping length up to 85m (50m for RZAG35-50-60) - Replacement technology - Extended operation range down to -20°C in both heating and cooling - Pair, twin, triple and double twin application (RZAG71-100-125-140 series)	RZAG-A RZAG-NV1/NY1									
		Sky Air Advance-series R-32 A+ (A+++ - D) - Technology and comfort combined for commercial applications - Very compact and easy to install outdoor units - Maximum piping length up to 50m (RZA-D up to 100m) - Replacement technology - Operation range down to -15°C both cooling and in heating (RZA-D down to -20°C) - Pair, twin, triple and double twin application	RZASG-MV1/MY1									
			RZA-D									
		Sky Air Active-series R-32 A (A+++ - D) - Ideal solution for busy environments and small shops - Very compact and easy to install outdoor units - Maximum piping length up to 30m - Replacement technology - Easy-to-mount outdoor units: roof, terrace or wall - Exclusively offered for pair applications	ARXM-R AZAS-MV1/MY1									

Full indoor line up

(over 45 different models)

2 High energy efficiency

- **Top seasonal efficiency**
  - SEER up to 8.02 and A++ label in cooling and heating
  - Variable Refrigerant Temperature that automatically adapts the refrigerant temperature to the load
- Round flow and concealed ceiling units with **auto cleaning filter**

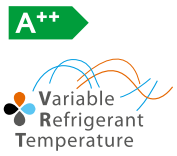

3 Best comfort

- **Variable Refrigerant Temperature** preventing cold draughts
- **Low sound** indoor and outdoor units
- **Presence and floor sensors** direct the air flow away from persons, while ensuring an even temperature distribution
- Operation down to **-20°C in heating and cooling** operation
- Fresh air intake integrated in indoor unit

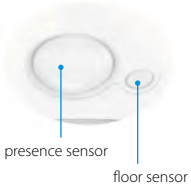

4 Top reliability

- For **infrastructure cooling**
  - unique boosted capacity indoor unit systems
  - duty rotation control
- **Refrigerant cooled PCB**
- New refrigerant passes keeping heat exchanger and drain holes completely open at all times
- **Most extensive testing** before new units leave the factory
- **Widest support network** and after sales service
- All spare parts available in Europe

bottom plate refrigerant pass

5 Market leading controls

- **Remote connectivity**
  - **Intuitive app** control
  - **Daikin Cloud Service** offering online control, energy monitoring and comparison of multiple sites
- **User-friendly wired remote controller with premium design**
  - Intuitive touch button control
  - 3 color versions
  - Advanced settings can be easily done via your smartphone
- **Dedicated control solutions**
  - for retail applications
  - for infrastructure cooling

6 Superior aesthetics

- **Fully flat cassette** design unit that integrates fully flat into the ceiling
- **Auto cleaning** units ensure dirt-free ceilings with high efficiency filters for regular and dust prone areas
- Widest ever range cassette panels
  - Available in **white and black**
  - Sleek **designer panel** range

7 Unique installation benefits

- **4-way blow ceiling suspended cassette** (FUA) for rooms without false ceiling.
- Plug & play Daikin air handling unit with ERQ condensing units
- Reliably replace Daikin and non-Daikin systems without the need for pipe cleaning thanks to the new hepta filtration
- Dedicated low sound enclosure, reducing sound power up to -10 dB(A)
- Use up to 4 indoor units linked to one outdoor unit for long or irregularly shaped rooms

Always in control,
no matter where you are

Intelligent Tablet Controller

intelligent Tablet Controller

- User-friendly touch screen to centrally control your A/C and alarms
- Integrate third party equipment via pulse or digital input
- Connects to the Daikin Cloud Service

AL-CCD07-VESA

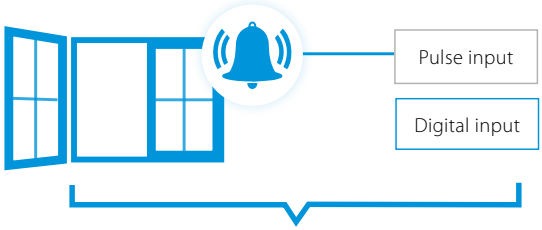

More details on page 880

Daikin Cloud Service

DAIKIN CLOUD SERVICE

Cloud-based remote control and monitoring solution for DX systems

Remote control and energy visualisation
Puts you in the driving seat of your energy management

* Remote Control function via Daikin Cloud Service only available for sites with an Intelligent Tablet controller

Remote support and diagnostics
Daikin specialist supervision, so you can focus on your core business

Advice and optimisation
Get the best out of your system through expert advice

Multi-site monitoring

From one to an ∞ number of sites

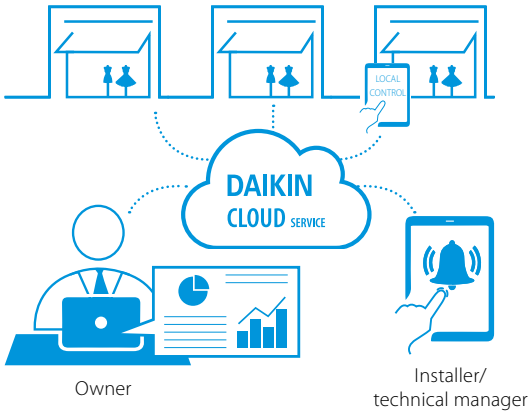

Compatible with:
- intelligent Tablet Controller (DCC601A51)
- intelligent Touch manager (DCM601A51) + IoT gateway
- LC8 + IoT gateway

Clear dashboard overview

Infrastructure cooling

Unique in the market

DUTY ROTATION

RELIABLE, CONTINUOUS OPERATION 24/7 365

Infrastructure cooling

› For rooms and enclosures that require round-the-clock cooling
› Where continuous uptime is the absolute requirement for server data protection

Between **20-40%** sensible capacity increase

RELIABLE

Guaranteed system operation:

› Oversized indoor units boost cooling capacity and prevent freeze-ups on the indoor side
› Wide operating range envelope: operation range in cooling down to -20°C and up to +52°C

EFFICIENT

Optimum return on investment:

› Lowers running costs by using highly efficient direct expansion cooling systems
› Lower running costs compared to other DX systems and water based chillers.
› Reduces mechanical cooling and energy consumption with the free cooling option for single phase systems

FLEXIBLE

› Scalable in capacity
› Improved infrastructure control and management
› Lower physical footprint since no floor space is occupied
› Wide range of indoor units to suit application preferences (ceiling suspended cassettes, wall mounted indoors, concealed ceiling ducted type indoors)

Duty rotation application example

SYSTEM 1 FBA140 IN OPERATION
SYSTEM 2 FBA140 STANDBY

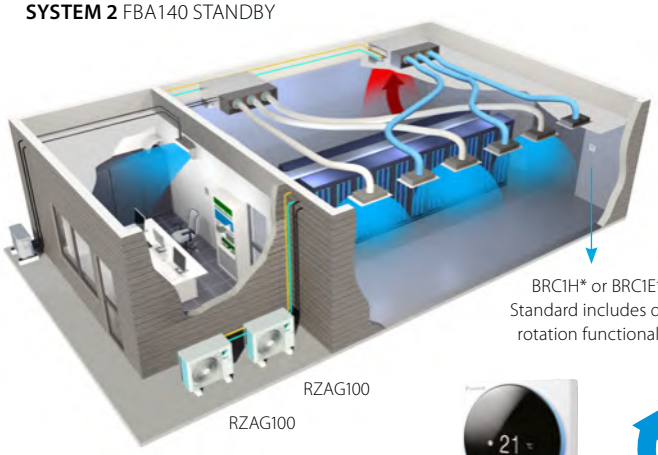

DUTY ROTATION

SYSTEM 1 FBA140 STANDBY
SYSTEM 2 FBA140 IN OPERATION

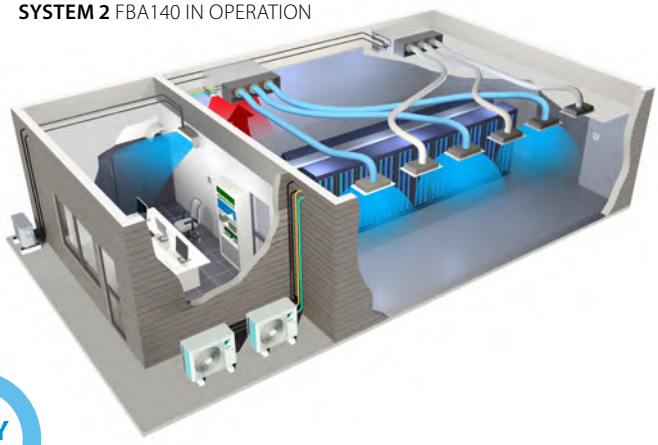

Product overview SkyAir

Type	Model	Product name		PG	
Ceiling mounted cassette	UNIQUE High COP, Round flow cassette	FCAHG-H		393	360° air discharge for the highest efficiency and comfort - High COP cassette ensures top performance for commercial applications - Auto cleaning function ensures high efficiency - Intelligent sensors save energy and maximize comfort - Flexibility to suit every room layout - Widest choice ever in decoration panel designs and colors ROUND FLOW
	UNIQUE Round flow cassette	FCAG-B		394	360° air discharge for the highest efficiency and comfort - Auto cleaning function ensures high efficiency - Intelligent sensors save energy and maximize comfort - Flexibility to suit every room layout - Lowest installation height in the market - Widest choice ever in decoration panel designs and colors ROUND FLOW
	UNIQUE Fully flat cassette	FFA-A9		400	Unique design in the market that integrates fully flat into the ceiling - Perfect integration in standard architectural ceiling tiles - Blend of iconic design and engineering excellence with a white or silver and white finish - Intelligent sensors save energy and maximize comfort - Flexibility to suit every room layout without changing the location of the unit! - Quietest 600 x 600 cassette on the market
Concealed ceiling	Slim concealed ceiling unit Auto cleaning option Multi zoning option	FDXM-F9		404	Slim design for flexible installation - Compact dimensions enable installation in narrow ceiling voids - Medium external static pressure up to 40Pa - Small capacity unit developed for small of well insulated rooms - Auto cleaning function ensures high efficiency and reliability
	Concealed ceiling unit with medium ESP Multi zoning option	FBA-A(9)		406	Slimmest yet most powerfull medium static pressure unit on the market! - Slimmest unit in class, only 245mm - Low operating sound level - Medium external static pressure up to 150Pa facilitates using flexible ducts of varying lengths - Automatic air flow adjustment function measures the air volume and static pressure and adjusts it towards the nominal air flow, guaranteeing comfort
	Concealed ceiling unit with high ESP	FDA-A	 FDA125A	410	ESP up to 200Pa, ideal for large sized buildings - Discretely concealed in the ceiling: only the grilles are visible - Possibility to change ESP via wired remote control allows optimisation of the supply air volume - Flexible installation as the air suction direction can be altered from rear to bottom suction
			 FDA200-250A	411	ESP up to 250Pa, Ideal for extra large sized spaces - Discretely concealed in the ceiling: only the grilles are visible - Possibility to change ESP via wired remote control allows optimisation of the supply air volume
	Concealed ceiling unit Multi zoning option	ADEA-A		412	Ideal for residential applications with false ceilings - Energy label up to A - Medium external static pressure up to 150Pa facilitates using flexible ducts of varying lengths - Slimmest unit in class, only 245mm - Exclusively offered for pair applications
Wall mounted	NEW Wall mounted unit	FAA-B		413	For rooms with no false ceilings nor free floor space - Flat, stylish front panel - The air is comfortably spread up- and downwards thanks to 5 different discharge angles - Easy maintenance as this can be done from the front of the unit - Flexible to install: pipe connection can be bottom, left or right
	Perfera wall mounted unit	FTXM-R		416	For rooms with no false ceilings nor free floor space - Practically inaudible - 2 area motion detection sensor - Flash streamer technology - 3D air flow
Ceiling suspended	Ceiling suspended unit	FHA-A(9)		417	For wide rooms with no false ceilings nor free floor space - Ideal for comfortable air flow in wide rooms thanks to Coanda effect - Even rooms with ceilings up to 3.8m can be heated up or cooled down very easily! - Can be mounted in corners or narrow spaces without any problem
	UNIQUE 4-way blow ceiling suspended unit	FUA-A		420	Unique Daikin unit for high rooms with no false ceilings nor free floor space - Even rooms with ceilings up to 3.5m can be heated up or cooled down very easily! - Flexibility to suit every room layout without changing the location of the unit! - Optimum comfort guaranteed with automatic air flow adjustment to the required load - The air is comfortably spread up- and downwards thanks to 5 different discharge angles
Floor standing	Floor standing unit	FVA-A		422	For spaces with high ceilings - Ideal solution for commercial spaces with no or narrow false ceilings - Even rooms with very high ceilings can be heated up or cooled down very easily! - Guarantees a stable temperature - Vertical and horizontal outblow
	Concealed floor standing unit	FNA-A9		424	Designed to be concealed in walls, only grilles remain visible - Slimmest unit on the market with a depth of only 200mm! - Both window sill or ducted installation are possible thanks to sufficient ESP - Whisper quiet operation allows installation in any location

Full R-32 BLUEVOLUTION line up

FULL single fan range

Capacity class										Outdoor unit combination				
										R-32				
										SkyAir Alpha-series		SkyAir Advance-series		SkyAir Active-series
25	35	50	60	71	100	125	140	200	250	RZAG-A	RZAG-NV1/NY1	RZASG*	RZA-D	ARXM*/AZAS*
				•	•	•	•				✓			
	•	•	•	•	•	•	•			✓	✓	✓	✓	✓
•	•	•	•							✓	✓	✓	✓	
•	•	•	•							✓	✓	✓	✓	
	•	•	•	•	•	•	•			✓	✓	✓	✓	✓
						•					✓	✓	✓	
								•	•				✓	
				•	•	•								✓
				• NEW	• NEW						✓	✓	✓	✓
	•	•	•							✓				
	•	•	•	•	•	•	•			✓	✓	✓	✓	
				•	•	•					✓	✓	✓	
				•	•	•	•				✓	✓	✓	
•	•	•	•							✓	✓	✓	✓	

Benefit overview SkyAir

We care	Home leave operation	Maintains the indoor temperature at your specified comfort level during absence, thus saving energy.
	Fan only	The unit can be used as fan, blowing air without heating or cooling.
	Auto cleaning filter	The filter automatically cleans itself. Simplicity of upkeep means optimum energy efficiency and maximum comfort without the need for expensive or time-consuming maintenance.
	Presence & floor sensor	The presence sensor directs the air away from any person detected in the room, when the air flow control is on. The floor sensor detects the average floor temperature and ensures an even temperature distribution between ceiling and floor.
Comfort	Draught prevention	When starting to warm up or when the thermostat is off, the air discharge direction is set horizontally and the fan to low speed, to prevent draught. After warming up, air discharge and fan speed are set as desired.
	Whisper quiet	Daikin indoor units are whisper quiet. Also the outdoor units are guaranteed not to disturb the quiet of the neightbourhood.
	Auto cooling-heating changeover	Automatically selects cooling or heating mode to achieve the set temperature.
Air treatment	Air filter	Removes airborne dust particles to ensure a steady supply of clean air.
Humidity control	Dry programme	Allows humidity levels to be reduced without variations in room temperature.
Air flow	Ceiling soiling prevention	Prevents air from blowing out too long in horizontal position, to prevent ceiling stains.
	Vertical auto swing	Possibility to select automatic vertical moving of the air discharge louvre, for uniform air flow and temperature distribution.
	Fan speed steps	Allows to select up to the given number of fan speed.
	Individual flap control	Individual flap control via the wired remote controller enables you to easily fix the position of each flap individually, to suit any new room configuration. Optional closure kits are available as well.
Remote control & timer	Onecta app	Control your indoor climate from any location via smartphone or tablet.
	Weekly timer	Can be set to start heating or cooling anytime on a daily or weekly basis.
	Infrared remote control	Starts, stops and regulates the air conditioner from a distance.
	Wired remote control	Starts, stops and regulates the air conditioner.
	Centralised control	Starts, stops and regulates several air conditioners from one central point.
	Multi zoning	Allows up to 6 individual climate zones with one indoor unit
Other functions	Infrastructure cooling	Remove in a reliable, efficient and flexible way the heat constantly generated by the IT and server equipment to ensure maximum uptime while offering the best return on investment.
	Auto-restart	The unit restarts automatically at the original settings after power failure.
	Self-diagnosis	Simplifies maintenance by indicating system faults or operating anomalies.
	Drain pump kit	Facilitates condensation draining from the indoor unit.
	Twin/triple/double twin application	2,3 or 4 indoor units can be connected to only a single outdoor unit even if they have different capacities. All indoor units operate within the same heating or cooling mode from one remote control.
	Multi model application	Up to 5 indoor units can be connected to a single outdoor unit, even if they have different capacities. All indoor units can individually be operated within the same heating or cooling mode.
	VRV for residential application	Up to 9 indoor units (even different capacities and up to 71 class) can be connected to a single outdoor unit. All indoor units can individually be operated within the same mode.

Ceiling mounted cassette units			Concealed ceiling units					Ceiling suspended units	4-Way blow ceiling suspended unit	Wall mounted unit NEW	Perfera wall mounted unit	Floor standing units	
FCAHG-H	FCAG-B	FFA-A9	FDXM-F9	FBA-A(9)	FDA125A	FDA200-250A	ADEA-A	FHA-A(9)	FUA-A	FAA-B	FTXM-N	FVA-A	FNA-A9
●	●	●	●	●	●	●	●	●	●	●		●	●
●	●	●	●	●	●	●	●	●	●	●	●	●	●
○	○		○										
●	●	●											
●	●	●							●				
●	●	●		●			●				●		
●	●	●	●	●	●	●	●	●	●	●	●	●	●
●	●	●	●	●	●	●	●	●	●	●	● (Flash streamer; titanium apatite deodorising filter)	●	●
●	●	●	●	●	●	●	●	●	●	●	●	●	●
●	●	●											
●	●	●						●	●	●	● (incl. 3D air flow)	●	
5 + auto	5 + auto	3 + auto	3 + auto	3 + auto	9 + auto	3 + auto	3 + auto	5 + auto	3 + auto	3 + auto	5 + auto	3 + auto	3 + auto
●	●	●							●				
○	○	○	○	○	○	○	○	○	○	○	○	○	○
○	○	○	○	○	○	○	○	○	○	○	○	○	○
○	○	○	○	○	○	○	○	○	○	○	●		○
○	○	○	○	○	○	○	○	○	○	○	○	○	○
○	○	○	○	○	○	○	○	○	○	○	○	○	○
			○	○			○						
●	●	●	●	●	●		●	●	●	●	●	●	●
●	●	●	●	●	●	●	●	●	●	●	●	●	●
●	●	●	●	●	●	●	●	●	●	●	●	●	●
●	●	●		●	●	○	○	○	●	○			
●	●	●	●	●	●	●		●	●	●			●
	●	●	●	●				●					●
	●	●	●	●				●					●

● standard, ○ optional

FULLY FLAT CASSETTE

CONCEALED CEILING UNIT

CONCEALED FLOOR STANDING UNIT

4-WAY BLOW CEILING SUSPENDED CASSETTE

WALL MOUNTED UNIT

CEILING SUSPENDED UNIT

ROUND FLOW CASSETTE, DESIGNER PANEL

Round flow
cassette

360° air discharge for improved comfort
› Industry-first and proven design.
› Wider flaps to even further improve equal temperature distribution

More energy efficient and user-friendly than any other cassette
› Running costs can be reduced down to 50% compared with standard solutions
› Automatic filter cleaning.
› Less time is required to maintain the filter: dust can be removed easily with a vacuum cleaner without opening the unit.

Intelligent sensors improve efficiency and comfort even more
› The presence sensor adjusts the set point if no one is detected in the room leading to up to 27% savings.
› It also automatically directs air flow away from any person to avoid draught.
› The infrared floor sensor detects the average floor temperature and ensures even temperature distribution between ceiling and floor to prevent cold feet.

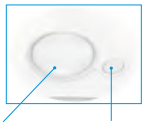

Flexible installation
› Flaps can be individually controlled or closed using the wired remote control, to suit room configuration. Optional closure kits are also available.

Auto cleaning filter
Dust can simply be removed using a vacuum cleaner without opening the unit.



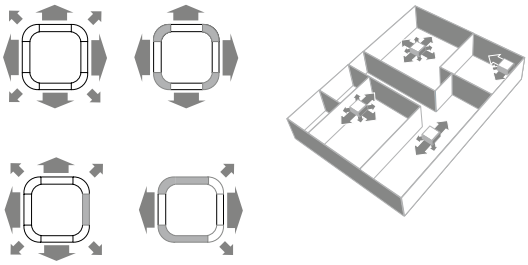

* Available as an option

Widest ever range of decoration panels to fit the interior and application

Standard panels available in white and black

› The unique Daikin round flow cassette with 360° air flow, wide flaps and optional intelligent sensors

BYCQ140E
White standard panel

BYCQ140EW
Full white standard panel

BYCQ140EB
Black standard panel

Auto cleaning panels available in white and black

› The unique Daikin auto cleaning cassette with wide flaps and optional intelligent sensors

BYCQ140EGF
White auto cleaning panel

BYCQ140EGFB
Black auto cleaning panel

Designer panel in white and black

› New line of design panels hiding air intake grilles for a more stylized outlook
› With 360° air flow, wide flaps and optional intelligent sensors

BYCQ140EP
White designer panel

BYCQ140EPB
Black designer panel

ROUND FLOW CASSETTE, BLACK DESIGNER PANEL

ROUND FLOW CASSETTE AUTO
CLEANING PANEL WITH FINE MESH FILTER

ROUND FLOW

SkyAir Alpha-series BLUEVOLUTION

High COP, round flow cassette

360° air discharge for optimum efficiency and comfort

- Combination with Sky Air Alpha-series ensures best in class quality, highest efficiency and performance
- High COP cassette ensures top performance and great energy savings
- Optional automatic filter cleaning panel results in higher efficiency & comfort and lower maintenance costs. 2 filters available: standard filter and finer mesh filter
- Two optional intelligent sensors improve energy efficiency and comfort
- Individual flap control: flexibility to suit every room layout without changing the location of the unit!
- Widest choice ever in decoration panels: designer panels in white (RAL9010) and black (RAL9005) and standard panels in white (RAL9010) with grey louvers or full white
- Bigger flaps and unique swing pattern improve equal air distribution
- 5 different fan speeds available for maximum comfort
- Optional fresh air intake
- Branch duct discharge allows to optimize air distribution in irregular shaped rooms or to supply air to small adjacent rooms
- Standard drain pump with 675mm lift increases flexibility and installation speed

White panel | White auto cleaning panel | Black panel | Black design panel

More details and final information can be found by scanning or clicking the QR codes.

FCAHG-H | RZAG-NV1 | RZAG-NY1

Efficiency data			FCAHG + RZAG	71H + 71NV1	100H + 100NV1	125H + 125NV1	140H + 140NV1	71H + 71NY1	100H + 100NY1	125H + 125NY1	140H + 140NY1
Cooling capacity	Nom.		kW	6.80	9.50	12.1	13.4	6.80	9.50	12.1	13.4
Heating capacity	Nom.		kW	7.50	10.8	13.5	15.5	7.50	10.8	13.5	15.5
Space cooling	Energy efficiency class			A++		-		A++		-	
	Capacity	Pdesign	kW	6.80	9.50	12.1	13.4	6.80	9.50	12.1	13.4
	SEER			7.90	7.70	8.02	7.93	7.90	7.70	8.02	7.93
	ηs,c		%	-		318	314	-		318	314
	Annual energy consumption		kWh/a	301	432	905	1,014	301	432	905	1,014
Space heating (Average climate)	Energy efficiency class			A++		-		A+	A++	-	
	Capacity	Pdesign	kW	4.70	9.52			4.70	9.52		
	SCOP/A			4.61	4.75	4.53	4.44	4.56	4.75	4.53	4.44
	ηs,h		%	-		178	175	-		178	175
	Annual energy consumption		kWh/a	1,427	2,805	2,943	3,002	1,443	2,805	2,943	3,002

Indoor unit			FCAHG	71H	100H	125H	140H	71H	100H	125H	140H
Dimensions	Unit	HeightxWidthxDepth	mm	288x840x840							
Weight	Unit		kg	25.0							
Air filter	Type			Resin net							
Decoration panel	Model			Standard panels: BYCQ140E - white with grey louvers / BYCQ140EW - full white / BYCQ140EB - black Auto cleaning panels: BYCQ140EGF - white / BYCQ140EGFB - black Designer panels: BYCQ140EP - white / BYCQ140EPB - black							
	Dimensions	HeightxWidthxDepth	mm	Standard panels: 65x950x950 / Auto cleaning panels: 148x950x950 / Designer panels: 106x950x950							
	Weight		kg	Standard panels: 5.5 / Auto cleaning panels: 10.3 / Designer panels: 6.5							
Fan	Air flow rate	Cooling Low/Medium/High	m^3/min	13.7/18.8/23.6	19.1/25.7/32.2	21.2/27.3/34.4		13.7/18.8/23.6	19.1/25.7/32.2	21.2/27.3/34.4	
		Heating Low/Medium/High	m^3/min	13.7/18.8/23.6	18.3/24.6/30.8	19.7/25.5/32.1		13.7/18.8/23.6	18.3/24.6/30.8	19.7/25.5/32.1	
Sound power level	Cooling		dBA	53.0	61.0			53.0	61.0		
	Heating		dBA	53.0	61.0			53.0	61.0		
Sound pressure level	Cooling	Low/Medium/High	dBA	29.0/33.0/36.0	33.0/39.0/44.0	35.0/40.0/45.0	37.0/41.0/45.0	29.0/33.0/36.0	33.0/39.0/44.0	35.0/40.0/45.0	37.0/41.0/45.0
	Heating	Low/Medium/High	dBA	29.0/33.0/36.0	33.0/39.0/44.0	35.0/40.0/45.0	37.0/41.0/45.0	29.0/33.0/36.0	33.0/39.0/44.0	35.0/40.0/45.0	37.0/41.0/45.0
Control systems	Infrared remote control			BRC7FA532F / BRC7FB532F / BRC7FA532FB / BRC7FB532FB							
	Wired remote control			BRC1H52W/S/K / BRC1E53A / BRC1E53B / BRC1E53C / BRC1D52							
Power supply	Phase/Frequency/Voltage		Hz/V	1~/50/60/220-240/220							

Outdoor unit			RZAG	71NV1	100NV1	125NV1	140NV1	71NY1	100NY1	125NY1	140NY1
Dimensions	Unit	HeightxWidthxDepth	mm	870x1,100x460							
Weight	Unit		kg	81	85	95		81	85	94	
Sound power level	Cooling		dBA	64	66	69	70	64	66	69	70
	Heating		dBA	-		68	71	-		68	71
Sound pressure level	Cooling	Nom.	dBA	46	47	49	50	46	47	49	50
	Heating	Nom.	dBA	48	50	52		48	50	52	
Operation range	Cooling	Ambient Min.~Max.	°CDB	-20 ~52							
	Heating	Ambient Min.~Max.	°CWB	-20 ~18							
Refrigerant	Type/GWP			R-32/675							
	Charge		kg/TCO2Eq	3.20/2.16		3.70/2.50		3.20/2.16		3.70/2.50	
Piping connections	Liquid/Gas OD		mm	9.52/15.9							
	Piping length	OU - IU Max.	m	55	85			55	85		
		System Equivalent	m	75	100			75	100		
		Chargeless	m	40							
	Additional refrigerant charge		kg/m	See installation manual							
	Level difference IU - OU	Max.	m	30							
Power supply	Phase/Frequency/Voltage		Hz/V	1~/50 /220-240				3~/50 /380-415			
Current - 50Hz	Maximum fuse amps (MFA)		A	20	32			16			

Contains fluorinated greenhouse gases

ROUND FLOW

SkyAir Alpha-series BLUEVOLUTION

Round flow cassette

360° air discharge for optimum efficiency and comfort

- Combination with Sky Air Alpha-series ensures best in class quality, highest efficiency and performance
- Optional automatic filter cleaning panel results in higher efficiency & comfort and lower maintenance costs. 2 filters available: standard filter and finer mesh filter
- Two optional intelligent sensors improve energy efficiency and comfort
- Individual flap control: flexibility to suit every room layout without changing the location of the unit!
- Lowest installation height in the market: 214mm for class 20-63
- Widest choice ever in decoration panels: designer panels in white (RAL9010) and black (RAL9005) and standard panels in white (RAL9010) with grey louvers or full white
- Bigger flaps and unique swing pattern improve equal air distribution
- 5 different fan speeds available for maximum comfort
- Optional fresh air intake
- Branch duct discharge allows to optimize air distribution in irregular shaped rooms or to supply air to small adjacent rooms
- Standard drain pump with 675mm lift increases flexibility and installation speed

White panel | White auto cleaning panel | Black panel | Black design panel

More details and final information can be found by scanning or clicking the QR codes.

FCAG-B | RZAG-A | RZAG-NV1 | RZAG-NY1

Efficiency data		FCAG + RZAG	35B + 35A	50B + 50A	60B + 60A	71B + 71NV1	100B + 100NV1	125B + 125NV1	140B + 140NV1	71B + 71NY1	100B + 100NY1	125B + 125NY1	140B + 140NY1
Cooling capacity	Min./Nom./Max.	kW	1.6/3.5/4.5	1.7/5.0/6.0	1.7/6.0/6.5	-/6.80/-	-/9.50/-	-/12.1/-	-/13.4/-	-/6.80/-	-/9.50/-	-/12.1/-	-/13.4/-
Heating capacity	Min./Nom./Max.	kW	1.40/4.00/5.00	1.50/5.80/6.00	1.60/7.00/7.50	-/7.50/-	-/10.8/-	-/13.5/-	-/15.5/-	-/7.50/-	-/10.8/-	-/13.5/-	-/15.5/-
Space cooling	Energy efficiency class		A++					-		A++		-	
	Capacity Pdesign	kW	3.50	5.00	6.00	6.80	9.50	12.1	13.4	6.80	9.50	12.1	13.4
	SEER		7.30	6.80	6.60	6.83	7.14	7.15	6.80	6.83	7.14	7.15	6.80
	ηs,c	%	-					283	269	-		283	269
	Annual energy consumption	kWh/a	168	257	318	348	466	1,016	1,182	348	466	1,016	1,182
Space heating (Average climate)	Energy efficiency class		A+					-		A+		-	
	Capacity Pdesign	kW	3.30	4.30	4.60	4.70	7.80	9.52		4.70	7.80	9.52	
	SCOP/A		4.30		4.25	4.22	4.53	4.34		4.22	4.53	4.34	
	ηs,h	%	-					171		-		171	
	Annual energy consumption	kWh/a	1,074	1,398	1,515	1,560	2,413	3,071		1,560	2,413	3,071	

Indoor unit		FCAG	35B	50B	60B	71B	100B	125B	140B	71B	100B	125B	140B
Dimensions	Unit HeightxWidthxDepth	mm	204x840x840				246x840x840			204x840x840	246x840x840		
Weight	Unit	kg	18	19		21	23			21	23		
Air filter	Type		Resin net										
Decoration panel	Modek		Standard panels: BYCQ140E - white with grey louvers / BYCQ140EW - full white / BYCQ140EB - black Auto cleaning panels: BYCQ140EGF - white / BYCQ140EGFB - black Designer panels: BYCQ140EP - white / BYCQ140EPB - black										
	Dimensions HeightxWidthxDepth	mm	Standard panels: 65x950x950 / Auto cleaning panels: 148x950x950 / Designer panels: 106x950x950										
	Weight	kg	Standard panels: 5.5 / Auto cleaning panels: 10.3 / Designer panels: 6.5										
Fan	Air flow rate Cooling Low/Medium/High	m^3/min	8.8/10.6/12.9	9.4/11.8/14.6	9.6/12.2/14.9	10.8/13.0/15.1	13.0/17.8/22.7	13.1/20.4/27.2		10.8/13.0/15.1	13.0/17.8/22.7	13.1/20.4/27.2	
	Air flow rate Heating Low/Medium/High	m^3/min	9.4/11.6/14.1	9.4/11.8/14.6	9.6/12.2/14.9	10.8/12.9/15.1	13.2/18.1/23.0	13.0/20.2/27.0		10.8/12.9/15.1	13.2/18.1/23.0	13.0/20.2/27.0	
Sound power level	Cooling	dBA	49.0		51.0		54.0	58.0		51.0	54.0	58.0	
	Heating	dBA	49.0		51.0		54.0	58.0		51.0	54.0	58.0	
Sound pressure level	Cooling Low/Medium/High	dBA	27.0/29.0/31.0		28.0/31.0/33.0	28.0/31.0/35.0	29.0/33.0/37.0	29.0/35.0/41.0		28.0/31.0/35.0	29.0/33.0/37.0	29.0/35.0/41.0	
	Heating Low/Medium/High	dBA	27.0/29.0/31.0		28.0/31.0/33.0		29.0/33.0/37.0	29.0/35.0/41.0		28.0/31.0/33.0	29.0/33.0/37.0	29.0/35.0/41.0	
Control systems	Infrared remote control		BRC7FA532F / BRC7FB532F / BRC7FA532FB / BRC7FB532FB										
	Wired remote control		BRC1D528 / BRC1E53A7 / BRC1E53B7 / BRC1E53C7 / BRC1H81W/S / BRC1H51(9)W/S/K7 / BRC2E52C7 / BRC3E52C7										
Power supply	Phase/Frequency/Voltage	Hz/V	1~/50/60/220-240/220										

Outdoor unit		RZAG	35A	50A	60A	71NV1	100NV1	125NV1	140NV1	71NY1	100NY1	125NY1	140NY1
Dimensions	Unit HeightxWidthxDepth	mm	734x870x373			870x1,100x460							
Weight	Unit	kg	52			81	85	95		81	85	94	
Sound power level	Cooling	dBA	62.0	63.0	64.0	64	66	69	70	64	66	69	70
	Heating	dBA	62.0	63.0	64.0	-		68	71	-		68	71
Sound pressure level	Cooling Nom.	dBA	48.0	49.0	50.0	46	47	49	50	46	47	49	50
	Heating Nom.	dBA	48.0	49.0	50.0	48	50	52		48	50	52	
Operation range	Cooling Ambient Min.~Max.	°CDB	-~-			-20 ~52							
	Heating Ambient Min.~Max.	°CWB	-~-			-20 ~18							
Refrigerant	Type/GWP		R-32/675.0			R-32/675							
	Charge	kg/TCO2Eq	1.55/1.05			3.20/2.16		3.70/2.50		3.20/2.16		3.70/2.50	
Piping connections	Liquid/Gas OD	mm	6.35/9.50	6.35/12.7		9.52/15.9							
	Piping length OU - IU Max.	m	50			55	85			55	85		
	System Equivalent	m	-			75	100			75	100		
	Chargeless	m	30			40							
	Additional refrigerant charge	kg/m	0.02 (for piping length exceeding 30m)			See installation manual							
	Level difference IU - OU Max.	m	30.0			30							
Power supply	Phase/Frequency/Voltage	Hz/V	1~/50/220-240							3~/50/380-415			
Current - 50Hz	Maximum fuse amps (MFA)	A	-			20	32			16			

Contains fluorinated greenhouse gases

ROUND FLOW

SkyAir Advance-series BLUEVOLUTION

Round flow cassette

360° air discharge for optimum efficiency and comfort

- Combination with Sky Air Advance-series ensures good value for money for all types of commercial applications
- Optional automatic filter cleaning panel results in higher efficiency & comfort and lower maintenance costs.
- Two optional intelligent sensors improve energy efficiency and comfort
- Widest choice ever in decoration panels: designer panels in white (RAL9010) and black (RAL9005) and standard panels in white (RAL9010) with grey louvers or full white
- Bigger flaps and unique swing pattern improve equal air distribution
- Individual flap control: flexibility to suit every room layout without changing the location of the unit!
- Optional fresh air intake
- Branch duct discharge allows to optimize air distribution in irregular shaped rooms or to supply air to small adjacent rooms
- Standard drain pump with 675mm lift increases flexibility and installation speed

White panel | White auto cleaning panel | Black panel | Black design panel

More details and final information can be found by scanning or clicking the QR codes.

FCAG-B | RZASG-MV1 | RZASG-MY1

Efficiency data			FCAG + RZASG	71B + 71MV1	100B + 100MV1	125B + 125MV1	140B + 140MV1	100B + 100MY1	125B + 125MY1	140B + 140MY1
Cooling capacity	Nom.		kW	6.80	9.50	12.1	13.4	9.50	12.1	13.4
Heating capacity	Nom.		kW	7.50	10.8	13.5	15.5	10.8	13.5	15.5
Space cooling	Energy efficiency class			A++		-		A++	-	
	Capacity	Pdesign	kW	6.80	9.50	12.1	13.4	9.50	12.1	13.4
	SEER			6.47	6.55	5.76	6.53	6.55	5.76	6.53
	ηs,c		%	-		227	258	-	227	258
	Annual energy consumption		kWh/a	368	507	1,261	1,231	507	1,261	1,231
Space heating (Average climate)	Energy efficiency class			A+		-		A+	-	
	Capacity	Pdesign	kW	4.50	6.00		7.80	6.00		7.80
	SCOP/A			4.10	4.17	4.05	4.31	4.17	4.05	4.31
	ηs,h		%	-		159	169	-	159	169
	Annual energy consumption		kWh/a	1,537	2,016	2,074	2,534	2,016	2,074	2,534

Indoor unit				FCAG	71B	100B	125B	140B	100B	125B	140B
Dimensions	Unit	HeightxWidthxDepth		mm	204x840x840	246x840x840					
Weight	Unit			kg	21	23					
Air filter	Type				Resin net						
Decoration panel	Model				Standard panels: BYCQ140E - white with grey louvers / BYCQ140EW - full white / BYCQ140EB - black Auto cleaning panels: BYCQ140EGF - white / BYCQ140EGFB - black Designer panels: BYCQ140EP - white / BYCQ140EPB - black						
	Dimensions	HeightxWidthxDepth		mm	Standard panels: 65x950x950 / Auto cleaning panels: 148x950x950 / Designer panels: 106x950x950						
	Weight			kg	Standard panels: 5.5 / Auto cleaning panels: 10.3 / Designer panels: 6.5						
Fan	Air flow rate	Cooling	Low/Medium/High	m^3/min	10.8/13.0/15.1	13.0/17.8/22.7	13.1/20.4/27.2		13.0/17.8/22.7	13.1/20.4/27.2	
		Heating	Low/Medium/High	m^3/min	10.8/12.9/15.1	13.2/18.1/23.0	13.0/20.2/27.0		13.2/18.1/23.0	13.0/20.2/27.0	
Sound power level	Cooling			dBA	51.0	54.0	58.0		54.0	58.0	
	Heating			dBA	51.0	54.0	58.0		54.0	58.0	
Sound pressure level	Cooling	Low/Medium/High		dBA	28.0/31.0/35.0	29.0/33.0/37.0	29.0/35.0/41.0		29.0/33.0/37.0	29.0/35.0/41.0	
	Heating	Low/Medium/High		dBA	28.0/31.0/33.0	29.0/33.0/37.0	29.0/35.0/41.0		29.0/33.0/37.0	29.0/35.0/41.0	
Control systems	Infrared remote control				BRC7FA532F / BRC7FB532F / BRC7FA532FB / BRC7FB532FB						
	Wired remote control				BRC1H52W/S/K / BRC1E53A / BRC1E53B / BRC1E53C / BRC1D52						
Power supply	Phase/Frequency/Voltage			Hz/V	1~/50/60/220-240/220						

Outdoor unit				RZASG	71MV1	100MV1	125MV1	140MV1	100MY1	125MY1	140MY1
Dimensions	Unit	HeightxWidthxDepth		mm	770x900x320	990x940x320					
Weight	Unit			kg	60	70		78	70		77
Sound power level	Cooling			dBA	65	70	71	73	70	71	73
	Heating			dBA	-		71	73	-	71	73
Sound pressure level	Cooling	Nom.		dBA	46	53		54	53		54
	Heating	Nom.		dBA	47	57					
Operation range	Cooling	Ambient	Min.~Max.	°CDB	-15 ~46						
	Heating	Ambient	Min.~Max.	°CWB	-15 ~15.5						
Refrigerant	Type/GWP				R-32/675						
	Charge			kg/TCO2Eq	2.45/1.65	2.60/1.76		2.90/1.96	2.60/1.76		2.90/1.96
Piping connections	Liquid/Gas OD			mm	9.52/15.9						
	Piping length	OU - IU	Max.	m	50						
		System	Equivalent	m	70						
			Chargeless	m	30						
	Additional refrigerant charge			kg/m	See installation manual						
	Level difference	IU - OU	Max.	m	30.0						
Power supply	Phase/Frequency/Voltage			Hz/V	1~/50/220-240				3~/50/380-415		
Current - 50Hz	Maximum fuse amps (MFA)			A	20	25	32		16		

Contains fluorinated greenhouse gases

ROUND FLOW

SkyAir Active-series BLUEVOLUTION

Round flow cassette

360° air discharge for optimum efficiency and comfort

- Ideal solution for small businesses and shops
- Optional automatic filter cleaning panel results in higher efficiency & comfort and lower maintenance costs. 2 filters available: standard filter and finer mesh filter
- Two optional intelligent sensors improve energy efficiency and comfort
- Widest choice ever in decoration panels: designer panels in white (RAL9010) and black (RAL9005) and standard panels in white (RAL9010) with grey louvers or full white
- Individual flap control: flexibility to suit every room layout without changing the location of the unit!
- Bigger flaps and unique swing pattern improve equal air distribution
- Optional fresh air intake
- Branch duct discharge allows to optimize air distribution in irregular shaped rooms or to supply air to small adjacent rooms
- Standard drain pump with 675mm lift increases flexibility and installation speed

White panel | White auto cleaning panel | Black panel | Black design panel

More details and final information can be found by scanning or clicking the QR codes.

FCAG-B | ARXM-R | AZAS-MV1 | AZAS-MY1

Efficiency data			FCAG + ARXM / AZAS	71B + ARXM71R	100B + AZAS100MV1	125B + AZAS125MV1	140B + AZAS140MV1	100B + AZAS100MY1	125B + AZAS125MY1	140B + AZAS140MY1
Cooling capacity	Nom.		kW	6.80	9.50	12.1	13.4	9.50	12.1	13.4
Heating capacity	Nom.		kW	7.50	10.8	13.5	15.5	10.8	13.5	15.5
Space cooling	Energy efficiency class			A+	A+	-		A+	-	
	Capacity	Pdesign	kW	6.80	9.50	12.1	13.0	9.50	12.1	13.0
	SEER			5.87	5.67	5.40	6.00	5.67	5.40	6.00
	ηs,c			-		213	237	-	213	237
	Annual energy consumption		kWh/a	405	586	1,345	1,300	586	1,345	1,300
Space heating (Average climate)	Energy efficiency class			A+	A	-		A	-	
	Capacity	Pdesign	kW	4.50	6.00		7.80	6.00		7.80
	SCOP/A			4.00	3.85	3.80	4.31	3.85	3.80	4.31
	ηs,h			-		149	169	-	149	169
	Annual energy consumption		kWh/a	1,573	2,182	2,211	2,534	2,182	2,211	2,534

Indoor unit			FCAG	71B	100B	125B	140B	100B	125B	140B
Dimensions	Unit	HeightxWidthxDepth	mm	204x840x840	246x840x840					
Weight	Unit		kg	21	23					
Air filter	Type			Resin net						
Decoration panel	Model			Standard panels: BYCQ140E - white with grey louvers / BYCQ140EW - full white / BYCQ140EB - black Auto cleaning panels: BYCQ140EGF - white / BYCQ140EGFB - black Designer panels: BYCQ140EP - white / BYCQ140EPB - black						
	Dimensions	HeightxWidthxDepth	mm	Standard panels: 65x950x950 / Auto cleaning panels: 148x950x950 / Designer panels: 106x950x950						
	Weight		kg	Standard panels: 5.5 / Auto cleaning panels: 10.3 / Designer panels: 6.5						
Fan	Air flow rate	Cooling Low/Medium/High	m^3/min	10.8/13.0/15.1	13.0/17.8/22.7	13.1/20.4/27.2		13.0/17.8/22.7	13.1/20.4/27.2	
		Heating Low/Medium/High	m^3/min	10.8/12.9/15.1	13.2/18.1/23.0	13.0/20.2/27.0		13.2/18.1/23.0	13.0/20.2/27.0	
Sound power level	Cooling		dBA	51.0	54.0	58.0		54.0	58.0	
	Heating		dBA	51.0	54.0	58.0		54.0	58.0	
Sound pressure level	Cooling	Low/Medium/High	dBA	28.0/31.0/35.0	29.0/33.0/37.0	29.0/35.0/41.0		29.0/33.0/37.0	29.0/35.0/41.0	
	Heating	Low/Medium/High	dBA	28.0/31.0/33.0	29.0/33.0/37.0	29.0/35.0/41.0		29.0/33.0/37.0	29.0/35.0/41.0	
Control systems	Infrared remote control			BRC7FA532F / BRC7FB532F / BRC7FA532FB / BRC7FB532FB						
	Wired remote control			BRC1H52W/S/K / BRC1E53A / BRC1E53B / BRC1E53C / BRC1D52						
Power supply	Phase/Frequency/Voltage		Hz/V	1~/50/60/220-240/220						

Outdoor unit				ARXM71R	AZAS100MV1	AZAS125MV1	AZAS140MV1	AZAS100MY1	AZAS125MY1	AZAS140MY1
Dimensions	Unit	HeightxWidthxDepth	mm	734x954x401	990x940x320					
Weight	Unit		kg	49.0	70		78	70		77
Sound power level	Cooling		dBA	-	70	71	73	70	71	73
	Heating		dBA	-		71	73	-	71	73
Sound pressure level	Cooling	Nom.	dBA	52.0	53		54	53		54
	Heating	Nom.	dBA	52.0	57					
Operation range	Cooling	Ambient Min.~Max.	°CDB	--~-	-5 ~46					
	Heating	Ambient Min.~Max.	°CWB	--~-	-15 ~15.5					
Refrigerant	Type/GWP			R-32/ 675.0						
	Charge		kg/TCO2Eq	1.15 /0.780	2.60 /1.76		2.90 /1.96	2.60 /1.76		2.90 /1.96
Piping connections	Liquid/Gas OD		mm	9.52/15.9						
	Piping length	OU - IU Max.	m	30						
		System Equivalent	m	-	50					
		Chargeless	m	-	30					
	Additional refrigerant charge		kg/m	0.035 (for piping length exceeding 10m)	See installation manual					
	Level difference IU - OU	Max.	m	20.0	30.0					
Power supply	Phase/Frequency/Voltage		Hz/V	1~/50 /220-240	1~/50 /220-240			3~/50 /380-415		
Current - 50Hz	Maximum fuse amps (MFA)		A	-	25	32		16		

Round flow cassette

360° air discharge for optimum efficiency and comfort

- Combination with split outdoor units is ideal for small retail, offices or residential applications
- Optional automatic filter cleaning panel results in higher efficiency & comfort and lower maintenance costs. 2 filters available: standard filter and finer mesh filter
- Two optional intelligent sensors improve energy efficiency and comfort
- Widest choice ever in decoration panels: designer panels in white (RAL9010) and black (RAL9005) and standard panels in white (RAL9010) with grey louvers or full white
- Bigger flaps and unique swing pattern improve equal air distribution
- Individual flap control: flexibility to suit every room layout without changing the location of the unit!
- Optional fresh air intake
- Branch duct discharge allows to optimize air distribution in irregular shaped rooms or to supply air to small adjacent rooms
- Standard drain pump with 675mm lift increases flexibility and installation speed

White panel

White auto cleaning panel

Black panel

Black design panel

More details and final information can be found by scanning or clicking the QR codes.

FCAG-B RXM-R RXM-R9

Efficiency data			FCAG + RXM	35B + 35R9	50B + 50R	60B + 60R
Cooling capacity	Nom.		kW	3.50	5.00	5.70
Heating capacity	Nom.		kW	4.20	6.00	7.00
Space cooling	Energy efficiency class			A++	A++	
	Capacity	Pdesign	kW	3.50	5.00	5.70
	SEER			6.35	6.54	6.40
	ηs,c			-		
	Annual energy consumption		kWh/a	193	268	312
Space heating (Average climate)	Energy efficiency class			A++	A+	
	Capacity	Pdesign	kW	3.32	4.36	4.71
	SCOP/A			4.90	4.30	4.20
	ηs,h			-		
	Annual energy consumption		kWh/a	948	1,418	1,569

Indoor unit			FCAG	50B	60B	35B
Dimensions	Unit	HeightxWidthxDepth	mm	204x840x840		
Weight	Unit		kg	19		18
Air filter	Type			Resin net		
Decoration panel	Model			Standard panels: BYCQ140E - white with grey louvers / BYCQ140EW - full white / BYCQ140EB - black Auto cleaning panels: BYCQ140EGF - white / BYCQ140EGFB - black Designer panels: BYCQ140EP - white / BYCQ140EPB - black		
	Dimensions	HeightxWidthxDepth	mm	Standard panels: 65x950x950 / Auto cleaning panels: 148x950x950 / Designer panels: 106x950x950		
	Weight		kg	Standard panels: 5.5 / Auto cleaning panels: 10.3 / Designer panels: 6.5		
Fan	Air flow rate	Cooling Low/Medium/High	m^3/min	9.4/11.8/14.6	9.6/12.2/14.9	8.8/10.6/12.9
		Heating Low/Medium/High	m^3/min	9.4/11.8/14.6	9.6/12.2/14.9	9.4/11.6/14.1
Sound power level	Cooling		dBA	49.0	51.0	49.0
	Heating		dBA	49.0	51.0	49.0
Sound pressure level	Cooling	Low/Medium/High	dBA	27.0/29.0/31.0	28.0/31.0/33.0	27.0/29.0/31.0
	Heating	Low/Medium/High	dBA	27.0/29.0/31.0	28.0/31.0/33.0	27.0/29.0/31.0
Control systems	Infrared remote control			BRC7FA532F / BRC7FB532F / BRC7FA532FB / BRC7FB532FB		
	Wired remote control			BRC1H52W/S/K / BRC1E53A / BRC1E53B / BRC1E53C / BRC1D52		
Power supply	Phase/Frequency/Voltage		Hz/V	1~/50/60/220-240/220		

Outdoor unit			RXM	50R	60R	35R9
Dimensions	Unit	HeightxWidthxDepth	mm	734x870x373		552x840x350
Weight	Unit		kg	49.0		32
Sound power level	Cooling			-		
Sound pressure level	Cooling	Nom.	dBA	48.0		49.0
	Heating	Nom.	dBA	49.0		
Operation range	Cooling	Ambient Min.~Max.	°CDB	-10 ~50 (4) / 46 (5)		-10 ~50 / 46
	Heating	Ambient Min.~Max.	°CWB	-~-		
Refrigerant	Type/GWP			R-32/675.0		
	Charge		kg/TCO2Eq	1.15 /0.780		0.76 /0.52
Piping connections	Liquid/Gas OD		mm	6.35/12.7		6.35/9.50
	Piping length	OU - IU Max.	m	30		20
		System Chargeless	m	-		10
	Additional refrigerant charge		kg/m	0.02 (for piping length exceeding 10m)		
	Level difference	IU - OU Max.	m	20.0		15
Power supply	Phase/Frequency/Voltage		Hz/V	1~/50 /220-240		
Current - 50Hz	Maximum fuse amps (MFA)		A	16		-

Contains fluorinated greenhouse gases

Fully Flat Cassette

Design & Genius in one

Why choose fully flat cassette

› Unique design in the market that integrates fully flat into the ceiling

› Advanced technology and top efficiency combined

› Most quiet cassette available on the market

FFA-A9 / FXZQ-A

Choice between grey or white panel

Benefits for the installer

› Unique product in the market!
› Most quiet unit (25dBA)
› The user-friendly remote control, available in several languages, enables the easy set-up of sensor option and control of the individual flap position
› Meeting European design taste.

Benefits for the consultant

› Unique product in the market!
› Blends seamlessly in any modern office interior design
› Ideal product to improve BREEAM score/EPBD in combination with Sky Air (FFA*) or VRV IV heat pump units (FXZQ*).

Benefits for the end user

› Engineering excellence and unique design in one
› Most quiet unit (25dBA)
› Perfect working conditions: no more cold draughts
› Save up to 27% on your energy bill thanks to the optional sensors
› Flexible usage of space and suits any room configuration thanks to individual flap control
› User-friendly remote control, available in several languages.



Unique design

› Designed by a European design office to fully meet the European taste.
› Fully flat into the ceiling, leaving only 8mm.

› Fully integrated in the one ceiling tile, enabling lights, speakers and sprinklers to be installed in adjoining ceiling tiles.
› Decoration panel available in 2 colours (white and white-silver).

Differentiating in technology

Optional presence sensor
› When the room is empty, it can adjust the set temperature or switch off the unit – saving energy.
› When people are detected, the direction of the airflow is adapted to avoid cold draughts being directed towards occupants.

Optional floor sensor
› Detects the temperature difference and re-directs the airflow to ensure even temperature distribution.



Top efficiency

› Seasonal efficiency labels up to A++*
› When the room is empty, the sensor option can adjust the set temperature or switch off the unit – saving up to 27% energy.

* for FFA25,35A9 in combination with RXM25,35

Other benefits

› Individual flap control: easily control one or more flaps via the wired remote controller (BRC1E/BRC1H) when rearranging the room. When fully closing or blocking the flaps, the option "Sealing member of air discharge outlet" is needed.
› Most silent cassette in the market (25dBA), important for office applications.

Marketing tools

› https://www.daikin.eu/en_us/product-group/fully-flat-cassette.html
› www.youtube.com/DaikinEurope

SkyAir Alpha-series BLUEVOLUTION

Fully flat cassette

Unique design in the market that integrates fully flat into the ceiling

- Combination with Sky Air Alpha-series ensures best in class quality, highest efficiency and performance
- Fully flat integration in standard architectural ceiling tiles, leaving only 8mm
- Remarkable blend of iconic design and engineering excellence with an elegant finish in white or a combination of silver and white
- Two optional intelligent sensors improve energy efficiency and comfort
- Individual flap control: flexibility to suit every room layout without changing the location of the unit!
- Optional fresh air intake
- Branch duct discharge allows to optimize air distribution in irregular shaped rooms or to supply air to small adjacent rooms
- Standard drain pump with 630mm lift increases flexibility and installation speed

More details and final information can be found by scanning or clicking the QR codes.

FFA-A9 RZAG-A

Efficiency data			FFA + RZAG	35A9 + 35A	50A9 + 50A	60A9 + 60A
Cooling capacity	Min./Nom./Max.		kW	1.6 /3.5 /4.5	1.7 /5.0 /6.0	1.7 /6.0 /6.5
Heating capacity	Min./Nom./Max.		kW	1.40 /4.00 /5.00	1.50 /5.80 /6.00	1.60 /7.00 /7.50
Space cooling	Energy efficiency class			A++		A+
	Capacity	Pdesign	kW	3.50	5.00	6.00
	SEER			6.40	6.30	5.80
	Annual energy consumption		kWh/a	191	278	362
Space heating (Average climate)	Energy efficiency class			A	A+	
	Capacity	Pdesign	kW	4.20	4.30	4.50
	SCOP/A			3.80	4.01	4.04
	Annual energy consumption		kWh/a	1,546	1,501	1,558

Indoor unit				FFA	35A9	50A9	60A9
Dimensions	Unit	HeightxWidthxDepth		mm	260 x575 x575		
Weight	Unit			kg	16.0	17.5	
Air filter	Type				Resin net		
Decoration panel	Model				BYFQ60C2W1W / BYFQ60C2W1S / BYFQ60B2W1 / BYFQ60B3W1		
	Colour				White (N9.5)/SILVER/White (RAL9010)/WHITE (RAL9010)		
	Dimensions	HeightxWidthxDepth		mm	46 x620 x620 x46 x620 x620 x55 x700 x700 x55 x700 x700		
	Weight			kg	2.8 /2.8 /2.7 /2.7		
Fan	Air flow rate	Cooling	Low/Medium/High	m^3/min	6.5 /8.5 /10.0	8.6 /10.9 /12.7	9.5 /12.5 /14.5
		Heating	Low/Medium/High	m^3/min	6.5 /8.5 /10.0	8.6 /10.9 /12.7	9.5 /12.5 /14.5
Sound power level	Cooling			dBA	51.0	56.0	60.0
Sound pressure level	Cooling	Low/Medium/High		dBA	25.0 /30.5 /34.0	27.0 /34.0 /39.0	32.0 /40.0 /43.0
	Heating	Low/Medium/High		dBA	25.0 /30.5 /34.0	27.0 /34.0 /39.0	32.0 /40.0 /43.0
Control systems	Infrared remote control				BRC7EB530W (standard panel) / BRC7F530W (white panel) / BRC7F530S (grey panel)		
	Wired remote control				BRC1H52W/S/K / BRC1E53A / BRC1E53B / BRC1E53C / BRC1D52		
Power supply	Phase/Frequency/Voltage			Hz/V	1~/50 /220-240		

Outdoor unit				RZAG	35A	50A	60A
Dimensions	Unit	HeightxWidthxDepth		mm	734 x870 x373		
Weight	Unit			kg	52		
Sound power level	Cooling			dBA	62.0	63.0	64.0
	Heating			dBA	62.0	63.0	64.0
Sound pressure level	Cooling	Nom.		dBA	48.0	49.0	50.0
	Heating	Nom.		dBA	48.0	49.0	50.0
Operation range	Cooling	Ambient	Min.~Max.	°CDB	-20~52		
	Heating	Ambient	Min.~Max.	°CWB	-20~24		
Refrigerant	Type/GWP				R-32/675.0		
	Charge			kg/TCO2Eq	1.55 /1.05		
Piping connections	Liquid/Gas OD			mm	6.35 /9.50	6.35 /12.7	
	Piping length	OU - IU	Max.	m	50		
		System	Chargeless	m	30		
	Additional refrigerant charge			kg/m	0.02 (for piping length exceeding 30m)		
	Level difference	IU - OU	Max.	m	30.0		
Power supply	Phase/Frequency/Voltage			Hz/V	1~/50 /220-240		

Contains fluorinated greenhouse gases

Fully flat cassette

Unique design in the market that integrates fully flat into the ceiling

- Combination with split outdoor units is ideal for small retail, offices and residential applications
- Fully flat integration in standard architectural ceiling tiles, leaving only 8mm
- Remarkable blend of iconic design and engineering excellence with an elegant finish in white or a combination of silver and white
- Unified indoor unit range for R-32 and R-410A
- Two optional intelligent sensors improve energy efficiency and comfort
- Individual flap control: flexibility to suit every room layout without changing the location of the unit!
- Optional fresh air intake
- Branch duct discharge allows to optimize air distribution in irregular shaped rooms or to supply air to small adjacent rooms
- Standard drain pump with 630mm lift increases flexibility and installation speed



More details and final information can be found by scanning or clicking the QR codes.

FFA-A9 RXM-R RXM-R9

Efficiency data			FFA + RXM	25A9 + 25R9	35A9 + 35R9	50A9 + 50R	60A9 + 60R
Cooling capacity	Nom.		kW	2.50	3.40	5.00	5.70
Heating capacity	Nom.		kW	3.20	4.20	5.80	7.00
Space cooling	Energy efficiency class			A++		A+	
	Capacity	Pdesign	kW	2.50	3.40	5.00	5.70
	SEER			6.17	6.38	5.98	5.76
	Annual energy consumption		kWh/a	142	186	293	346
Space heating (Average climate)	Energy efficiency class			A+		A	A+
	Capacity	Pdesign	kW	2.31	3.10	3.84	3.96
	SCOP/A			4.24	4.10	3.90	4.04
	Annual energy consumption		kWh/a	762	1,058	1,378	1,373

Indoor unit				FFA	25A9	35A9	50A9	60A9
Dimensions	Unit	HeightxWidthxDepth		mm	260x575x575			
Weight	Unit			kg	16.0		17.5	
Air filter	Type				Resin net			
Decoration panel	Model				BYFQ60C2W1W / BYFQ60C2W1S / BYFQ60B2W1 / BYFQ60B3W1			
	Colour				White (N9.5)/SILVER/White (RAL9010)/WHITE (RAL9010)			
	Dimensions	HeightxWidthxDepth		mm	46 x620 x620 x46 x620 x620 x55 x700 x700 x55 x700 x700			
	Weight			kg	2.8/2.8/2.7/2.7			
Fan	Air flow rate	Cooling	Low/Medium/High	m^3/min	6.5/8.0/9.0	6.5/8.5/10.0	8.6/10.9/12.7	9.5/12.5/14.5
		Heating	Low/Medium/High	m^3/min	6.5/8.0/9.0	6.5/8.5/10.0	8.6/10.9/12.7	9.5/12.5/14.5
Sound power level	Cooling			dBA	48.0	51.0	56.0	60.0
Sound pressure level	Cooling	Low/Medium/High		dBA	25.0/28.5/31.0	25.0/30.5/34.0	27.0/34.0/39.0	32.0/40.0/43.0
	Heating	Low/Medium/High		dBA	25.0/28.5/31.0	25.0/30.5/34.0	27.0/34.0/39.0	32.0/40.0/43.0
Control systems	Infrared remote control				BRC7EB530W (standard panel) / BRC7F530W (white panel) / BRC7F530S (grey panel)			
	Wired remote control				BRC1H52W/S/K / BRC1E53A / BRC1E53B / BRC1E53C / BRC1D52			
Power supply	Phase/Frequency/Voltage			Hz/V	1~/50 /220-240			

Outdoor unit				RXM	25R9	35R9	50R	60R
Dimensions	Unit	HeightxWidthxDepth		mm	552x840x350		734x870x373	
Weight	Unit			kg	32		49.0	
Sound pressure level	Cooling	Nom.		dBA	46.0	49.0	48.0	
	Heating	Nom.		dBA	47.0	49.0		
Operation range	Cooling	Ambient	Min.~Max.	°CDB	-10~50/46		-10~50/46	
Refrigerant	Type				R-32			
	GWP				675		675.0	
	Charge			kg/TCO2Eq	0.76 /0.52		1.15 /0.780	
Piping connections	Liquid	OD		mm	6.35			
	Gas	OD		mm	9.50		12.7	
	Piping length	OU - IU	Max.	m	20		30	
		System	Chargeless	m	10		-	
	Additional refrigerant charge			kg/m	0.02 (for piping length exceeding 10m)			
	Level difference	IU - OU	Max.	m	15		20.0	
Power supply	Phase/Frequency/Voltage			Hz/V	1~/50 /220-240			
Current - 50Hz	Maximum fuse amps (MFA)			A	-		16	

Contains fluorinated greenhouse gases

Auto cleaning filter

for concealed ceiling units

The unique automatic cleaning filter achieves higher efficiency and comfort with lower maintenance costs

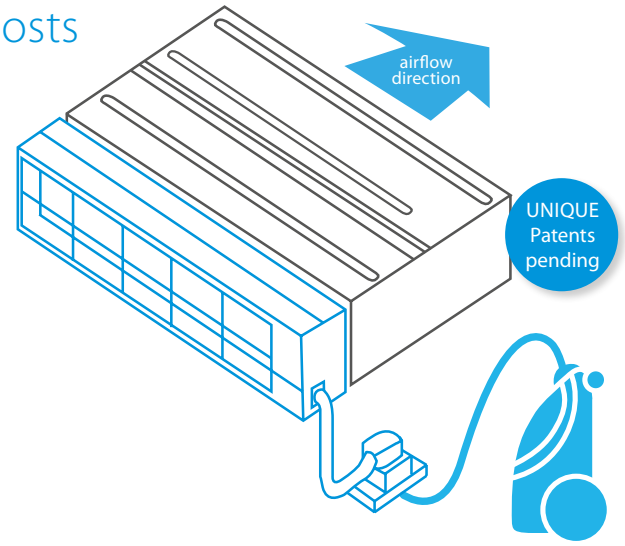

Reduce running costs

› Automatic filter cleaning ensures low maintenance costs because the filter is always clean

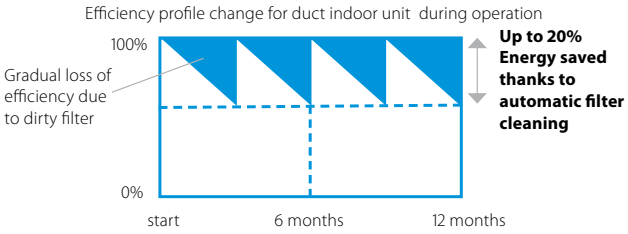

Minimal time required for filter cleaning

› The dust box can be emptied with a vacuum cleaner for fast and easy cleaning
› No more dirty ceilings

Improved indoor air quality

› Optimum airflow eliminates draft and insulates sound

Superb reliability

› Prevents clogged filters for seamless operation

Unique technology

› Unique and innovative filter technology inspired by the Daikin auto cleaning cassette

Unique in the market

How does it work?

1. **Scheduled automatic filter cleaning**
2. **Dust collects in a dust box that's integrated into the unit**
3. **The dust can easily be removed with a vacuum cleaner**

youtube.com/DaikinEurope

Combination table

	Split / Sky Air				VRV						
	FDXM-F9				FXDA-A/FXDQ-A3						
	25	35	50	60	15	20	25	32	40	50	63
BAE20A62	•	•			•	•	•	•			
BAE20A82									•	•	
BAE20A102			•	•							•

Specifications

	BAE20A62	BAE20A82	BAE20A102
Height (mm)	210		
Width (mm)	830	1,030	1,230
Depth (mm)	188		

Multi zoning kit

for concealed ceiling units

The multi-zoning system is a room-by-room controller. It is fitted with motorised dampers, which immediately adapt using Daikin ducted solutions. This system supports control of up to 8 zones via a centralised thermostat located in the main room and individual thermostats for each of the zones.

Benefits

Increased comfort

- Increases comfort levels by allowing more individual zone control
  - Up to 8 individual zones can be served thanks to separate modulating dampers
  - Individual thermostat for room-by-room or zone-by-zone control

Easy to install

- Automatic air flow adjustment according to the demand
- Easy to install, integrates with the Daikin indoor units and system controls
- Time saving as plenum comes fully pre-assembled with dampers, and control boards
- Reduces the amount of refrigerant required in the installation

How does it work?

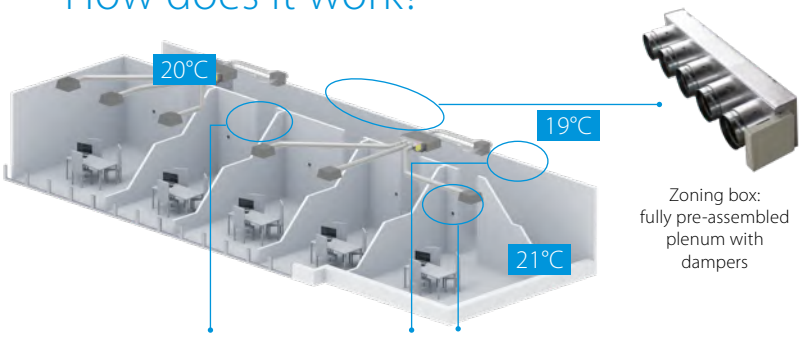

Zoning box: fully pre-assembled plenum with dampers

Individual zone thermostats

Blueface - Airzone Main Thermostat
- Color graphic interface for controlling zones

AZCE6BLUEZEROCB (Wired)

Airzone Zone Thermostat
- Graphic interface with low-energy e-ink screen for controlling zones

AZCE6THINKCB (Wired)
AZCE6THINKRB (Wireless)

Airzone Zone Thermostat
- Thermostat with buttons for controlling the temperature

AZCE6LITECB (Wired)
AZCE6LITERB (Wireless)

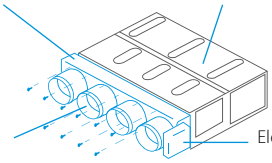

Compatibility

	Number of motorised dampers	Reference	Dimensions H x W x D (mm)	SkyAir FDXM-F9 25	35	50	60	FBA-A(9) 35	50	60	71	100	125	140	ADEA-A 71	100	125	VRV FXDA-A/FXDQ-A3 15	20	25	32	40	50	63	FXSA-A/FXSQ-A 15	20	25	32	40	50	63	71	80	100	125	140
Standard Ceiling Void	2	AZEZ6DAIST07XS2	300 x 930 x 454																						•	•	•	•								
		AZEZ6DAIST07S2						•	•																				•	•						
	3	AZEZ6DAIST07XS3	300 x 930 x 454																						•	•	•	•								
		AZEZ6DAIST07S3						•	•																				•	•						
	4	AZEZ6DAIST07S4	300 x 930 x 454					•	•																				•	•						
		AZEZ6DAIST07M4	300 x 1,140 x 454							•	•				•																•		•			
	5	AZEZ6DAIST07M5	300 x 1,425 x 454							•	•				•																•		•			
		AZEZ6DAIST07L5										•	•	•		•	•																	•	•	
	6	AZEZ6DAIST07M6	300 x 1,638 x 454							•	•				•																•		•			
		AZEZ6DAIST07L6										•	•	•		•	•																	•	•	
	7	AZEZ6DAIST07L7	515 x 1,425 x 454									•	•	•		•	•																	•	•	
		AZEZ6DAIST07XL7																																		•
	8	AZEZ6DAIST07L8	515 x 1,425 x 454									•	•	•		•	•																	•	•	
		AZEZ6DAIST07XL8																																		•
Compact Ceiling Void	2	AZEZ6DAISL01S2	210 x 720 x 444	•	•													•	•	•	•															
	3	AZEZ6DAISL01S3	210 x 720 x 444	•	•													•	•	•	•															
	4	AZEZ6DAISL01M4	210 x 930 x 444																			•	•													
	5	AZEZ6DAISL01L5	210 x 1,140 x 444			•	•																	•												

For more information on options refer to page 876

SkyAir Alpha-series BLUEVOLUTION

Slim concealed ceiling unit

Compact concealed ceiling unit, with a height of only 200mm

- Combination with Sky Air Alpha-series ensures best in class quality, highest efficiency and performance
- Invisible unit as the unit is concealed in the ceiling: only the suction and discharge grilles are visible
- Compact dimensions, can easily be mounted in a ceiling void of only 240mm
- Medium external static pressure up to 40Pa facilitates unit use with flexible ducts of varying lengths
- Auto cleaning filter option ensures maximum efficiency, comfort and reliability by regular filter cleaning
- Multi zoning kit allows multiple individually-controlled climate zones to be served by one indoor unit
- Onecta app (optional): control your indoor from any location with an app, via your local network or internet and keep an overview on your energy consumption

with auto cleaning and multi zoning option

More details and final information can be found by scanning or clicking the QR codes.

FDXM-F9 RZAG-A

Efficiency data				FDXM + RZAG	35F9 + 35A	50F9 + 50A	60F9 + 60A
Cooling capacity	Min./Nom./Max.			kW	1.6/3.5/4.5	1.7/5.0/6.0	1.7/6.0/6.5
Heating capacity	Min./Nom./Max.			kW	1.40/4.00/5.00	1.70/5.00/6.00	1.70/7.00/7.50
Space cooling	Energy efficiency class				A+		
	Capacity		Pdesign	kW	3.50	5.00	6.00
	SEER				5.90		5.70
	Annual energy consumption			kWh/a	208	296	368
Space heating (Average climate)	Energy efficiency class				A		
	Capacity		Pdesign	kW	3.50	4.30	4.50
	SCOP/A				3.90		
	Annual energy consumption			kWh/a	1,255	1,544	1,616

Indoor unit				FDXM	35F9	50F9	60F9
Dimensions	Unit	HeightxWidthxDepth		mm	200x750x620	200x1,150x620	
Weight	Unit			kg	21	28	
Air filter	Type				Removable / washable		
Fan	Air flow rate	Cooling	Low/Medium/High	m^3/min	7.3/8.0/8.7	13.3/14.6/15.8	13.5/14.8/16.0
		Heating	Low/Medium/High	m^3/min	7.3/8.0/8.7	13.3/14.6/15.8	13.5/14.8/16.0
	External static pressure	Nom.		Pa	30	40	
Sound power level	Cooling			dBA	53.0	55.0	56.0
	Heating			dBA	53.0	55.0	56.0
Sound pressure level	Cooling	Low/High		dBA	27.0/35.0	30.0/38.0	
	Heating	Low/High		dBA	27.0/35.0	30.0/38.0	
Control systems	Infrared remote control				BRC4C65		
	Wired remote control				BRC1H52W/S/K, BRC1E53A/B/C, BRC1D52		

Outdoor unit				RZAG	35A	50A	60A
Dimensions	Unit	HeightxWidthxDepth		mm	734x870x373		
Weight	Unit			kg	52		
Sound power level	Cooling			dBA	62.0	63.0	64.0
	Heating			dBA	62.0	63.0	64.0
Sound pressure level	Cooling	Nom.		dBA	48.0	49.0	50.0
	Heating	Nom.		dBA	48.0	49.0	50.0
Operation range	Cooling	Ambient	Min.~Max.	°CDB	-20~52		
	Heating	Ambient	Min.~Max.	°CWB	-20~24		
Refrigerant	Type/GWP				R-32/675.0		
	Charge			kg/TCO2Eq	1.55 /1.05		
Piping connections	Liquid/Gas OD			mm	6.35/9.50	6.35/12.7	
	Piping length	OU - IU	Max.	m	50		
		System	Chargeless	m	30		
	Additional refrigerant charge			kg/m	0.02 (for piping length exceeding 30m)		
	Level difference	IU - OU	Max.	m	30.0		
Power supply	Phase/Frequency/Voltage			Hz/V	1~/50 /220-240		

Contains fluorinated greenhouse gases

Slim concealed ceiling unit

Compact concealed ceiling unit, with a height of only 200mm

- Combination with split outdoor units is ideal for small retail, offices and residential applications
- Invisible unit as the unit is concealed in the ceiling: only the suction and discharge grilles are visible
- Compact dimensions, can easily be mounted in a ceiling void of only 240mm
- Medium external static pressure up to 40Pa facilitates unit use with flexible ducts of varying lengths
- Auto cleaning filter option ensures maximum efficiency, comfort and reliability by regular filter cleaning
- Multi zoning kit allows multiple individually-controlled climate zones to be served by one indoor unit
- Onecta app (optional): control your indoor from any location with an app, via your local network or internet and keep an overview on your energy consumption

with auto cleaning and multi zoning option

More details and final information can be found by scanning or clicking the QR codes.

FDXM-F9 RXM-R RXM-R9

Efficiency data			FDXM + RXM	25F9 + 25R9	35F9 + 35R9	50F9 + 50R	60F9 + 60R
Cooling capacity	Min./Nom./Max.		kW	1.30/2.40/3.00	1.40/3.40/3.80	1.70/5.00/5.30	1.70/6.00/6.50
Heating capacity	Min./Nom./Max.		kW	1.30/3.20/4.50	1.40/4.00/5.00	1.70/5.80/6.00	1.70/7.00/7.10
Space cooling	Energy efficiency class			A+	A	A+	A
	Capacity	Pdesign	kW	2.40	3.40	5.00	6.00
	SEER			5.68	5.26	5.77	5.56
	Annual energy consumption		kWh/a	148	226	303	378
Space heating (Average climate)	Energy efficiency class			A+	A		
	Capacity	Pdesign	kW	2.60	2.90	4.00	4.60
	SCOP/A			4.24	3.88	3.93	3.80
	Annual energy consumption		kWh/a	858	1,046	1,424	1,693

Indoor unit				FDXM	25F9	35F9	50F9	60F9
Dimensions	Unit	HeightxWidthxDepth		mm	200x750x620		200x1,150x620	
Weight	Unit			kg	21		28	
Air filter	Type				Removable / washable			
Fan	Air flow rate	Cooling	Low/Medium/High	m^3/min	7.3/8.0/8.7		13.3/14.6/15.8	13.5/14.8/16.0
		Heating	Low/Medium/High	m^3/min	7.3/8.0/8.7		13.3/14.6/15.8	13.5/14.8/16.0
	External static pressure	Nom.		Pa	30		40	
Sound power level	Cooling			dBA	53.0		55.0	56.0
	Heating			dBA	53.0		55.0	56.0
Sound pressure level	Cooling	Low/High		dBA	27.0/35.0		30.0/38.0	
	Heating	Low/High		dBA	27.0/35.0		30.0/38.0	
Control systems	Infrared remote control				BRC4C65			
	Wired remote control				BRC1H52W/S/K, BRC1E53A/B/C, BRC1D5			

Outdoor unit				RXM	25R9	35R9	50R	60R
Dimensions	Unit	HeightxWidthxDepth		mm	552x840x350		734x870x373	
Weight	Unit			kg	32		49.0	
Sound pressure level	Cooling	Nom.		dBA	46.0	49.0	48.0	
	Heating	Nom.		dBA	47.0	49.0		
Operation range	Cooling	Ambient	Min.~Max.	°CDB	-10~50/46		-10~50/46	
Refrigerant	Type/GWP				R-32/675.0			
	Charge			kg/TCO2Eq	0.76/0.52		1.15/0.780	
Piping connections	Liquid/Gas OD			mm	6.35/9.50		6.35/12.7	
	Piping length	OU - IU	Max.	m	20		30	
		System	Chargeless	m	10		-	
	Additional refrigerant charge			kg/m	0.02 (for piping length exceeding 10m)			
	Level difference	IU - OU	Max.	m	15		20	
Power supply	Phase/Frequency/Voltage			Hz/V	1~/50 /220-240			
Current - 50Hz	Maximum fuse amps (MFA)			A	-		16	

Contains fluorinated greenhouse gases

SkyAir Alpha-series BLUEVOLUTION

Concealed ceiling unit with medium ESP

Slimmest yet most powerful medium static pressure unit on the market

- Slimmest unit in class, only 245mm (300mm built-in height) and therefore narrow ceiling voids are no longer a challenge
- Low operation sound level down to 25dBA
- Medium external static pressure up to 150Pa facilitates using flexible ducts of varying lengths
- Possibility to change ESP via wired remote control allows optimisation of the supply air volume
- Discretely concealed in the ceiling: only the suction and discharge grilles are visible
- Multi zoning kit allows multiple individually-controlled climate zones to be served by one indoor unit
- Optional fresh air intake
- Flexible installation: air suction direction can be altered from rear to bottom suction and choice between free use or connection to optional suction grilles
- Standard built-in drain pump with 625mm lift increases flexibility and installation speed



with multi zoning option

More details and final information can be found by scanning or clicking the QR codes.

FBA-A(9) RZAG-A RZAG-NV1 RZAG-NY1

Efficiency data		FBA + RZAG	35A9 + 35A	50A9 + 50A	60A9 + 60A	71A9 + 71NV1	100A + 100NV1	125A + 125NV1	140A + 140NV1	71A9 + 71NY1	100A + 100NY1	125A + 125NY1	140A + 140NY1
Cooling capacity	Min./Nom./Max.	kW	1.6 /3.5 /5.0	1.7 /5.0 /6.0	1.7 /6.0 /7.0	-/6.80 /-	-/9.50 /-	-/12.1 /-	-/13.4 /-	-/6.80 /-	-/9.50 /-	-/12.1 /-	-/13.4 /-
Heating capacity	Min./Nom./Max.	kW	1.40/4.00/5.00	1.70/6.00/6.00	1.70/7.00/7.50	-/7.50 /-	-/10.8 /-	-/13.5 /-	-/15.5 /-	-/7.50 /-	-/10.8 /-	-/13.5 /-	-/15.5 /-
Space cooling	Energy efficiency class		A++					-		A++		-	
	Capacity Pdesign	kW	3.50	5.00	6.00	6.80	9.50	12.1	13.4	6.80	9.50	12.1	13.4
	SEER		6.12	6.30	6.15	6.50	6.47	6.56	6.42	6.50	6.47	6.56	6.42
	ηs,c	%	-					259	254	-		259	254
	Annual energy consumption	kWh/a	200	278	341	366	514	1,107	1,252	366	514	1,107	1,252
Space heating (Average climate)	Energy efficiency class		A+					-		A+		-	
	Capacity Pdesign	kW	4.20	4.30	4.50	4.70	7.80	9.52		4.70	7.80	9.52	
	SCOP/A		4.10			4.20	4.36	4.37	4.34	4.20	4.36	4.37	4.34
	ηs,h	%	-					172	171	-		172	171
	Annual energy consumption	kWh/a	1,434	1,469	1,537	1,566	2,505	3,050	3,070	1,566	2,505	3,050	3,070

Indoor unit			FBA	35A9	50A9	60A9	71A9	100A	125A	140A	71A9	100A	125A	140A
Dimensions	Unit	HeightxWidthxDepth	mm	245x700x800		245x1,000x800		245x1,400x800			245x1,000x800	245x1,400x800		
Weight	Unit		kg	28.0		35.0		46.0			35.0	46.0		
Air filter	Type			Resin net										
Fan	Air flow rate	Cooling Low/Medium/High	m^3/min	10.5/12.5/15.0		12.5/15.0/18.0		23.0/26.0/29.0	23.5/29.0/34.0		12.5/15.0/18.0	23.0/26.0/29.0	23.5/29.0/34.0	
		Heating Low/Medium/High	m^3/min	10.5/12.5/15.0		12.5/15.0/18.0		23.0/26.0/29.0	23.5/29.0/34.0		12.5/15.0/18.0	23.0/26.0/29.0	23.5/29.0/34.0	
	External static pressure	Nom./High	Pa	30 /150				40 /150	50 /150		30 /150	40 /150	50 /150	
Sound power level	Cooling		dBA	60.0		56.0		58.0	62.0		56.0	58.0	62.0	
Sound pressure level	Cooling	Low/Medium/High	dBA	29.0/32.0/35.0		25.0/28.0/30.0		30.0/32.0/34.0	32.0/35.0/37.0		25.0/28.0/30.0	30.0/32.0/34.0	32.0/35.0/37.0	
	Heating	Low/Medium/High	dBA	29.0/34.0/37.0		25.0/28.0/31.0		30.0/33.0/36.0	32.0/35.0/38.0		25.0/28.0/31.0	30.0/33.0/36.0	32.0/35.0/38.0	
Control systems	Infrared remote control			BRC4C65 / BRC4C66										
	Wired remote control			BRC1H52W/S/K / BRC1E53A / BRC1E53B / BRC1E53C / BRC1D52										
Power supply	Phase/Frequency/Voltage		Hz/V	1~/50/60/220-240/220										

Outdoor unit			RZAG	35A	50A	60A	71NV1	100NV1	125NV1	140NV1	71NY1	100NY1	125NY1	140NY1
Dimensions	Unit	HeightxWidthxDepth	mm	734 x870 x373			870 x1,100 x460							
Weight	Unit		kg	52			81	85	95		81	85	94	
Sound power level	Cooling		dBA	62.0	63.0	64.0	64	66	69	70	64	66	69	70
	Heating		dBA	62.0	63.0	64.0	-		68	71	-		68	71
Sound pressure level	Cooling	Nom.	dBA	48.0	49.0	50.0	46	47	49	50	46	47	49	50
	Heating	Nom.	dBA	48.0	49.0	50.0	48	50	52		48	50	52	
Operation range	Cooling	Ambient Min.~Max.	°CDB	-20~52			-20 ~52							
	Heating	Ambient Min.~Max.	°CWB	-20~24			-20 ~18							
Refrigerant	Type/GWP			R-32/675.0			R-32/675							
	Charge		kg/TCO2Eq	1.55/1.05			3.20/2.16		3.70/2.50		3.20/2.16		3.70/2.50	
Piping connections	Liquid/Gas	OD	mm	6.35/9.50	6.35/12.7		9.52/15.9							
	Piping length	OU - IU Max.	m	50			55	85			55	85		
		System Equivalent	m	-			75	100			75	100		
		Chargeless	m	30			40							
	Additional refrigerant charge		kg/m	0.02 (for piping length exceeding 30m)			See installation manual							
	Level difference	IU - OU Max.	m	30.0			30							
Power supply	Phase/Frequency/Voltage		Hz/V	1~/50 /220-240							3~/50 /380-415			
Current - 50Hz	Maximum fuse amps (MFA)		A	-			20	32			16			

Contains fluorinated greenhouse gases

SkyAir Advance-series BLUEVOLUTION

Concealed ceiling unit with medium ESP

Slimmest yet most powerful medium static pressure unit on the market

- Combination with Sky Air Advance-series ensures good value for money for all types of commercial applications
- Slimmest unit in class, only 245mm (300mm built-in height) and therefore narrow ceiling voids are no longer a challenge
- Low operation sound level down to 25dBA
- Medium external static pressure up to 150Pa facilitates using flexible ducts of varying lengths
- Possibility to change ESP via wired remote control allows optimisation of the supply air volume

with multi zoning option

Optimised supply air volume

Automatically selects the most appropriate fan curve to achieve the units' nominal air flow within ±10%

Why?

After installation the real ducting will frequently differ from the initially calculated air flow resistance → the real air flow may be much lower or higher than nominal, leading to a lack of capacity or uncomfortable air temperature. Automatic Airflow Adjustment function will adapt the unit's fan speed to any ducting automatically (10 or more fan curves are available on every model), making installation much faster

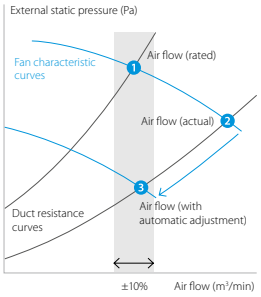

More details and final information can be found by scanning or clicking the QR codes.

FBA-A(9) RZASG-MV1 RZASG-MY1

Efficiency data			FBA + RZASG	71A9 + 71MV1	100A + 100MV1	125A + 125MV1	140A + 140MV1	100A + 100MY1	125A + 125MY1	140A + 140MY1
Cooling capacity	Nom.		kW	6.80	9.50	12.1	13.4	9.50	12.1	13.4
Heating capacity	Nom.		kW	7.50	10.8	13.5	15.5	10.8	13.5	15.5
Space cooling	Energy efficiency class			A++	A+	-		A+	-	
	Capacity	Pdesign	kW	6.80	9.50	12.1	13.4	9.50	12.1	13.4
	SEER			6.19	5.83	5.49	5.81	5.83	5.49	5.81
	ηs,c		%	-		217	229	-	217	229
	Annual energy consumption		kWh/a	385	570	1,322	1,384	570	1,322	1,384
Space heating (Average climate)	Energy efficiency class			A+	A	-		A	-	
	Capacity	Pdesign	kW	4.50	6.00		7.80	6.00		7.80
	SCOP/A			4.01	3.85	3.63	3.85		3.63	3.85
	ηs,h		%	-		142	151	-	142	151
	Annual energy consumption		kWh/a	1,571	2,182	2,314	2,836	2,182	2,314	2,836

Indoor unit				FBA	71A9	100A	125A	140A	100A	125A	140A
Dimensions	Unit	HeightxWidthxDepth		mm	245 x1,000 x800	245 x1,400 x800					
Weight	Unit			kg	35.0	46.0					
Air filter	Type				Resin net						
Fan	Air flow rate	Cooling	Low/Medium/High	m³/min	12.5 /15.0 /18.0	23.0 /26.0 /29.0	23.5 /29.0 /34.0		23.0 /26.0 /29.0	23.5 /29.0 /34.0	
		Heating	Low/Medium/High	m³/min	12.5 /15.0 /18.0	23.0 /26.0 /29.0	23.5 /29.0 /34.0		23.0 /26.0 /29.0	23.5 /29.0 /34.0	
	External static pressure	Nom./High		Pa	30 /150	40 /150	50 /150		40 /150	50 /150	
Sound power level	Cooling			dBA	56.0	58.0	62.0		58.0	62.0	
Sound pressure level	Cooling	Low/Medium/High		dBA	25.0 /28.0 /30.0	30.0 /32.0 /34.0	32.0 /35.0 /37.0		30.0 /32.0 /34.0	32.0 /35.0 /37.0	
	Heating	Low/Medium/High		dBA	25.0 /28.0 /31.0	30.0 /33.0 /36.0	32.0 /35.0 /38.0		30.0 /33.0 /36.0	32.0 /35.0 /38.0	
Control systems	Infrared remote control				BRC4C65 / BRC4C66						
	Wired remote control				BRC1H52W/S/K / BRC1E53A / BRC1E53B / BRC1E53C / BRC1D52						
Power supply	Phase/Frequency/Voltage			Hz/V	1~/50/60/220-240/220						

Outdoor unit				RZASG	71MV1	100MV1	125MV1	140MV1	100MY1	125MY1	140MY1
Dimensions	Unit	HeightxWidthxDepth		mm	770 x900 x320	990 x940 x320					
Weight	Unit			kg	60	70		78	70		77
Sound power level	Cooling			dBA	65	70	71	73	70	71	73
	Heating			dBA	-		71	73	-	71	73
Sound pressure level	Cooling	Nom.		dBA	46	53		54	53		54
	Heating	Nom.		dBA	47	57					
Operation range	Cooling	Ambient	Min.~Max.	°CDB	-15 ~46						
	Heating	Ambient	Min.~Max.	°CWB	-15 ~15.5						
Refrigerant	Type/GWP				R-32/675						
	Charge			kg/TCO2Eq	2.45 /1.65	2.60 /1.76		2.90 /1.96	2.60 /1.76		2.90 /1.96
Piping connections	Liquid/Gas OD			mm	9.52 /15.9						
	Piping length	OU - IU	Max.	m	50						
		System	Equivalent	m	70						
			Chargeless	m	30						
	Additional refrigerant charge			kg/m	See installation manual						
	Level difference	IU - OU	Max.	m	30.0						
Power supply	Phase/Frequency/Voltage			Hz/V	1~/50 /220-240				3~/50 /380-415		
Current - 50Hz	Maximum fuse amps (MFA)			A	20	25	32		16		

Contains fluorinated greenhouse gases

SkyAir Active-series BLUEVOLUTION

Concealed ceiling unit with medium ESP

Slimmest yet most powerful medium static pressure unit on the market

- Ideal solution for small businesses and shops
- Slimmest unit in class, only 245mm (300mm built-in height) and therefore narrow ceiling voids are no longer a challenge
- Low operation sound level down to 25dBA
- Medium external static pressure up to 150Pa facilitates using flexible ducts of varying lengths
- Possibility to change ESP via wired remote control allows optimisation of the supply air volume
- Discretely concealed in the ceiling: only the suction and discharge grilles are visible
- Multi zoning kit allows multiple individually-controlled climate zones to be served by one indoor unit
- Reduced energy consumption thanks to specially developed DC fan motor
- Optional fresh air intake
- Flexible installation: air suction direction can be altered from rear to bottom suction and choice between free use or connection to optional suction grilles
- Standard built-in drain pump with 625mm lift increases flexibility and installation speed

with multi zoning option

More details and final information can be found by scanning or clicking the QR codes.

FBA-A(9) ARXM-R AZAS-MV1 AZAS-MY1

Efficiency data		FCAG + ARXM / AZAS	71A9 + ARXM71R	100A + AZAS100MV1	125A + AZAS125MV1	140A + AZAS140MV1	100A + AZAS100MY1	125A + AZAS125MY1	140A + AZAS140MY1
Cooling capacity	Nom.	kW	6.80	9.50	12.1	13.4	9.50	12.1	13.4
Heating capacity	Nom.	kW	7.50	10.8	13.5	15.5	10.8	13.5	15.5
Space cooling	Energy efficiency class		A	A	-		A	-	
	Capacity Pdesign	kW	6.80	9.50	12.1	13.0	9.50	12.1	13.0
	SEER		5.57	5.25	4.85	5.50	5.25	4.85	5.50
	ηs,c		-		191	217	-	191	217
	Annual energy consumption	kWh/a	427	633	1,497	1,418	633	1,497	1,418
Space heating (Average climate)	Energy efficiency class		A		-		A	-	
	Capacity Pdesign	kW	4.50	6.00		7.80	6.00		7.80
	SCOP/A		3.81		3.55	3.85	3.81	3.55	3.85
	ηs,h		-		139	151	-	139	151
	Annual energy consumption	kWh/a	1,652	2,205	2,366	2,836	2,205	2,366	2,836

Indoor unit			FBA	71A9	100A	125A	140A	100A	125A	140A
Dimensions	Unit	HeightxWidthxDepth	mm	245 x1,000 x800	245 x1,400 x800					
Weight	Unit		kg	35.0	46.0					
Air filter	Type			Resin net						
Fan	Air flow rate	Cooling Low/Medium/High	m³/min	12.5 /15.0 /18.0	23.0 /26.0 /29.0	23.5 /29.0 /34.0		23.0 /26.0 /29.0	23.5 /29.0 /34.0	
		Heating Low/Medium/High	m³/min	12.5 /15.0 /18.0	23.0 /26.0 /29.0	23.5 /29.0 /34.0		23.0 /26.0 /29.0	23.5 /29.0 /34.0	
	External static pressure	Nom./High	Pa	30 /150	40 /150	50 /150		40 /150	50 /150	
Sound power level	Cooling		dBA	56.0	58.0	62.0		58.0	62.0	
Sound pressure level	Cooling	Low/Medium/High	dBA	25.0 /28.0 /30.0	30.0 /32.0 /34.0	32.0 /35.0 /37.0		30.0 /32.0 /34.0	32.0 /35.0 /37.0	
	Heating	Low/Medium/High	dBA	25.0 /28.0 /31.0	30.0 /33.0 /36.0	32.0 /35.0 /38.0		30.0 /33.0 /36.0	32.0 /35.0 /38.0	
Control systems	Infrared remote control			BRC4C65 / BRC4C66						
	Wired remote control			BRC1H52W/S/K / BRC1E53A / BRC1E53B / BRC1E53C / BRC1D52						
Power supply	Phase/Frequency/Voltage		Hz/V	1~/50/60/220-240/220						

Outdoor unit				ARXM71R	AZAS100MV1	AZAS125MV1	AZAS140MV1	AZAS100MY1	AZAS125MY1	AZAS140MY1
Dimensions	Unit	HeightxWidthxDepth	mm	734 x954 x401	990 x940 x320					
Weight	Unit		kg	49.0	70		78	70		77
Sound power level	Cooling			-	70	71	73	70	71	73
				-		71	73	-	71	73
Sound pressure level	Cooling	Nom.	dBA	52.0	53		54	53		54
	Heating	Nom.	dBA	52.0	57					
Operation range	Cooling	Ambient Min.~Max.	°CDB	-10~46	-5 ~46					
	Heating	Ambient Min.~Max.	°CWB	-15~18	-15 ~15.5					
Refrigerant	Type/GWP			R-32/675						
	Charge		kg/TCO2Eq	1.15 /0.780	2.60 /1.76		2.90 /1.96	2.60 /1.76		2.90 /1.96
Piping connections	Liquid/Gas OD		mm	9.52 /15.9						
	Piping length	OU - IU Max.	m	30						
		System Equivalent	m	-	50					
		Chargeless	m	-	30					
	Additional refrigerant charge		kg/m	0.035 (for piping length exceeding 10m)	See installation manual					
	Level difference IU - OU	Max.	m	20.0	30.0					
Power supply	Phase/Frequency/Voltage		Hz/V	1~/50 /220-240				3~/50 /380-415		
Current - 50Hz	Maximum fuse amps (MFA)		A	-	25	32		16		

Contains fluorinated greenhouse gases

Concealed ceiling unit with medium ESP

Slimmest yet most powerful medium static pressure unit on the market

- Combination with split outdoor units is ideal for small retail, offices and residential applications
- Slimmest unit in class, only 245mm (300mm built-in height) and therefore narrow ceiling voids are no longer a challenge
- Low operation sound level down to 25dBA
- Medium external static pressure up to 150Pa facilitates using flexible ducts of varying lengths
- Possibility to change ESP via wired remote control allows optimisation of the supply air volume

with multi zoning option

Optimised supply air volume

Automatically selects the most appropriate fan curve to achieve the units' nominal air flow within ±10%

Why?

After installation the real ducting will frequently differ from the initially calculated air flow resistance → the real air flow may be much lower or higher than nominal, leading to a lack of capacity or uncomfortable air temperature. Automatic Airflow Adjustment function will adapt the unit's fan speed to any ducting automatically (10 or more fan curves are available on every model), making installation much faster

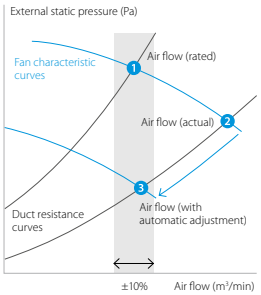

More details and final information can be found by scanning or clicking the QR codes.

FBA-A(9) RXM-R RXM-R9

Efficiency data			FBA + RXM	35A9 + 35R9	50A9 + 50R	60A9 + 60R
Cooling capacity	Nom.		kW	3.40	5.00	5.70
Heating capacity	Nom.		kW	4.00	5.50	7.00
Space cooling	Energy efficiency class			A++		A+
	Capacity	Pdesign	kW	3.40	5.00	5.70
	SEER			6.23	6.27	5.91
	Annual energy consumption		kWh/a	191	279	336
Space heating (Average climate)	Energy efficiency class			A+		
	Capacity	Pdesign	kW	2.90	4.40	4.60
	SCOP/A			4.07	4.06	4.01
	Annual energy consumption		kWh/a	996	1,517	1,607

Indoor unit				FBA	35A9	50A9	60A9
Dimensions	Unit	HeightxWidthxDepth		mm	245 x700 x800		245 x1,000 x800
Weight	Unit			kg	28.0		35.0
Air filter	Type				Resin net		
Fan	Air flow rate	Cooling	Low/Medium/High	m^3/min	10.5 /12.5 /15.0		12.5 /15.0 /18.0
		Heating	Low/Medium/High	m^3/min	10.5 /12.5 /15.0		12.5 /15.0 /18.0
	External static pressure	Nom./High		Pa	30 /150		
Sound power level	Cooling			dBA	60.0		56.0
Sound pressure level	Cooling	Low/Medium/High		dBA	29.0 /32.0 /35.0		25.0 /28.0 /30.0
	Heating	Low/Medium/High		dBA	29.0 /34.0 /37.0		25.0 /28.0 /31.0
Control systems	Infrared remote control				BRC4C65 / BRC4C66		
	Wired remote control				BRC1H52W/S/K / BRC1E53A / BRC1E53B / BRC1E53C / BRC1D52		
Power supply	Phase/Frequency/Voltage			Hz/V	1~/50/60/220-240/220		

Outdoor unit				RXM	35R9	50R	60R
Dimensions	Unit	HeightxWidthxDepth		mm	552 x840 x350	734 x870 x373	
Weight	Unit			kg	32	49.0	
Sound pressure level	Cooling	Nom.		dBA	49.0	48.0	
	Heating	Nom.		dBA	49.0		
Operation range	Cooling	Ambient	Min.~Max.	°CDB	-10 ~50 / 46		
	Heating	Ambient	Min.~Max.	°CWB	-20~24		
Refrigerant	Type				R-32		
	GWP				675	675.0	
	Charge			kg/TCO2Eq	0.76 /0.52	1.15 /0.780	
Piping connections	Liquid	OD		mm	6.35		
	Gas	OD		mm	9.50	12.7	
	Piping length	OU - IU	Max.	m	20	30	
		System	Chargeless	m	10	-	
	Additional refrigerant charge			kg/m	0.02 (for piping length exceeding 10m)		
	Level difference	IU - OU	Max.	m	15	20.0	
Power supply	Phase/Frequency/Voltage			Hz/V	1~/50 /220-240		
Current - 50Hz	Maximum fuse amps (MFA)			A	-	16	

Contains fluorinated greenhouse gases

SkyAir Alpha-series

SkyAir Advance-series BLUEVOLUTION

Concealed ceiling unit with high ESP

ESP up to 250 Pa, ideal for large sized spaces

- High external static pressure up to 250Pa facilitates extensive duct and grille network
- Possibility to change ESP via wired remote control allows optimisation of the supply air volume
- Discretely concealed in the ceiling: only the suction and discharge grilles are visible
- Built-in drain pump (625mm) increases the flexibility and installation speed (standard for FDA125, optional for FDA200-250)
- Standard supplied suction filter simplifies installation
- Up to 26.4kW in heating mode

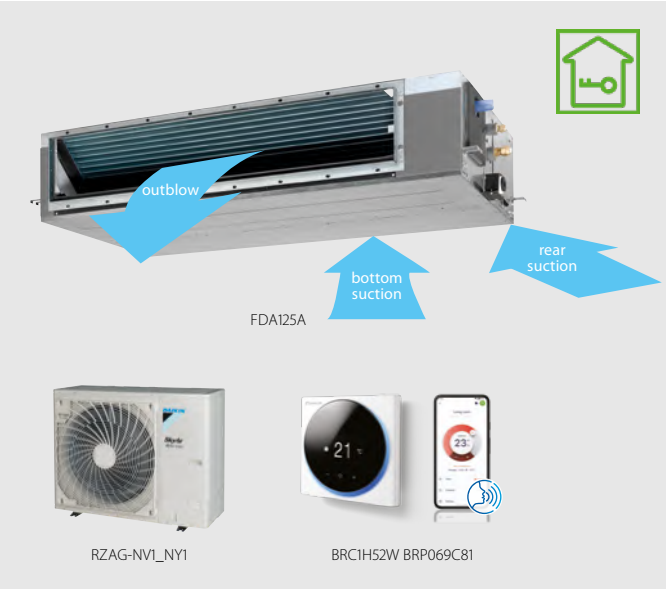

More details and final information can be found by scanning or clicking the QR codes.

FDA-A RZAG-NV1 RZAG-NY1 RZASG-MV1 RZASG-MY1

					Sky Air Alpha-series		Sky Air Advance-series	
Efficiency data				**FDA + RZAG / RZASG**	**125A + 125NV1**	**125A + 125NY1**	**125A + 125MV1**	**125A + 125MY1**
Cooling capacity	Nom.			kW	12.1			
Heating capacity	Nom.			kW	13.5			
Space cooling	Capacity		Pdesign	kW	12.1			
	SEER				6.59		5.03	
	ηs,c			%	261		198	
	Annual energy consumption			kWh/a	1,102		1,444	
Space heating (Average climate)	Capacity		Pdesign	kW	9.52		6.00	
	SCOP/A				4.35		3.58	
	ηs,h			%	171		140	
	Annual energy consumption			kWh/a	3,064		2,346	
Indoor unit				**FDA**	**125A**	**125A**	**125A**	**125A**
Dimensions	Unit	HeightxWidthxDepth		mm	300 x1,400 x700			
Weight	Unit			kg	45			
Required ceiling void >				mm	350			
Air filter	Type				Resin net			
Decoration panel	Model				BYBS125DJW1			
	Colour				White (10Y9/0.5)			
	Dimensions	HeightxWidthxDepth		mm	55 x1,500 x500			
	Weight			kg	6.5			
Fan	Air flow rate	Cooling	Low/High	m^3/min	28.0 /39.0			
		Heating	Low/High	m^3/min	28.0 /39.0			
	External static pressure	Nom./High		Pa	50 /200			
Sound power level	Cooling			dBA	66			
Sound pressure level	Cooling	Low/High		dBA	33 /40			
	Heating	Low/High		dBA	33 /40			
Control systems	Infrared remote control				BRC4C65 / BRC4C66			
	Wired remote control				BRC1H52W/S/K / BRC1E53A / BRC1E53B / BRC1E53C / BRC1D52			
Power supply	Phase/Frequency/Voltage			Hz/V	1~/50/60/220-240/220			
Outdoor unit					**RZAG125NV1**	**RZAG125NY1**	**RZASG125MV1**	**RZASG125MY1**
Dimensions	Unit	HeightxWidthxDepth		mm	870 x1,100 x460		990 x940 x320	
Weight	Unit			kg	95	94	70	
Sound power level	Cooling			dBA	69		71	
	Heating			dBA	68		71	
Sound pressure level	Cooling	Nom.		dBA	49		53	
	Heating	Nom.		dBA	52		57	
Operation range	Cooling	Ambient	Min.~Max.	°CDB	-20 ~52		-15 ~46	
	Heating	Ambient	Min.~Max.	°CWB	-20 ~18		-15 ~15.5	
Refrigerant	Type/GWP				R-32/675			
	Charge			kg/TCO2Eq	3.70 /2.50		2.60 /1.76	
Piping connections	Liquid/ Gas	OD		mm	9.52 /15.9			
	Piping length	OU - IU	Max.	m	85		50	
		System	Equivalent	m	100		70	
			Chargeless	m	40		30	
	Additional refrigerant charge			kg/m	See installation manual			
	Level difference	IU - OU	Max.	m	30		30.0	
Power supply	Phase/Frequency/Voltage			Hz/V	1~/50 /220-240	3~/50 /380-415	1~/50 /220-240	3~/50 /380-415
Current - 50Hz	Maximum fuse amps (MFA)			A	32	16	32	16

Contains fluorinated greenhouse gases

SkyAir Advance-series
BLUEVOLUTION

Concealed ceiling unit with high ESP

ESP up to 250 Pa, ideal for large sized spaces

- High external static pressure up to 250Pa facilitates extensive duct and grille network
- Possibility to change ESP via wired remote control allows optimisation of the supply air volume
- Discretely concealed in the ceiling: only the suction and discharge grilles are visible
- Optional drain pump
- Standard supplied suction filter simplifies installation
- Up to 26.4kW in heating mode

More details and final information can be found by scanning or clicking the QR codes.

FDA-A RZA-D

Efficiency data				FDA + RZA	200A + 200D	250A + 250D
Cooling capacity	Nom.			kW	19.0	22.0
Heating capacity	Nom.			kW	22.4	24.0
Space cooling	Capacity		Pdesign	kW	19.0	22.0
	SEER				6.26	5.38
	ηs,c			%	247	212
	Annual energy consumption			kWh/a	1,821	2,455
Space heating (Average climate)	Capacity		Pdesign	kW	11.2	12.1
	SCOP/A				3.59	3.55
	ηs,h			%	141	139
	Annual energy consumption			kWh/a	4,368	4,765

Indoor unit				FDA	200A	250A
Dimensions	Unit	HeightxWidthxDepth		mm	470 x1,490 x1,100	
Weight	Unit			kg	104	115
Air filter	Type				Resin net	
Fan	Air flow rate	Cooling	Low/Medium/High	m^3/min	36.0 /50 /64.0	43.0 /56 /69.0
		Heating	Low/Medium/High	m^3/min	36.0 /50.0 /64.0	43.0 /56.0 /69.0
	External static pressure	Nom./High		Pa	62 /250	
Sound power level	Cooling			dBA	69.0	71.0
Sound pressure level	Cooling	Low/Medium/High		dBA	36.0 /39.0 /43.0	37.0 /40.0 /44.0
	Heating	Low/Medium/High		dBA	36.0 /39.0 /43.0	37.0 /40.0 /44.0
Control systems	Wired remote control				BRC1H52W/S/K / BRC1E53A / BRC1E53B / BRC1E53C / BRC1D52	
Power supply	Phase/Frequency/Voltage			Hz/V	1~/50/60/220-240/220	

Outdoor unit				RZA	200D	250D
Dimensions	Unit	HeightxWidthxDepth		mm	870 x1,100 x460	
Weight	Unit			kg	117	
Sound power level	Cooling			dBA	73	76
	Heating			dBA	76	79
Sound pressure level	Cooling	Nom.		dBA	53	57
	Heating	Nom.		dBA	60	63
Operation range	Cooling	Ambient	Min.~Max.	°CDB	-20 ~46	
	Heating	Ambient	Min.~Max.	°CWB	-20 ~15	
Refrigerant	Type/GWP				R-32/675	
	Charge			kg/TCO2Eq	5 /3.38	
Piping connections	Liquid/Gas OD			mm	9.52 /22.2	
	Piping length	OU - IU	Max.	m	100	
		System	Chargeless	m	30	
	Additional refrigerant charge			kg/m	See installation manual	
Power supply	Phase/Frequency/Voltage			Hz/V	3~/50 /380-415	
Current - 50Hz	Maximum fuse amps (MFA)			A	20	

Contains fluorinated greenhouse gases

SkyAir Active-series BLUEVOLUTION

Concealed ceiling unit with medium ESP

Ideal for residential applications with false ceilings

- Combination with split outdoor units is ideal for small retail, offices or residential applications
- Slimmest unit in class, only 245mm (300mm built-in height) and therefore narrow ceiling voids are no longer a challenge
- Low operation sound level down to 25dBA
- Medium external static pressure up to 150Pa facilitates using flexible ducts of varying lengths
- Possibility to change ESP via wired remote control allows optimisation of the supply air volume
- Discretely concealed in the ceiling: only the suction and discharge grilles are visible
- Multi zoning kit allows multiple individually-controlled climate zones to be served by one indoor unit

Optimised supply air volume

Automatically selects the most appropriate fan curve to achieve the units' nominal air flow within ±10%

Why?

After installation the real ducting will frequently differ from the initially calculated air flow resistance → the real air flow may be much lower or higher than nominal, leading to a lack of capacity or uncomfortable air temperature. Automatic Airflow Adjustment function will adapt the unit's fan speed to any ducting automatically (10 or more fan curves are available on every model), making installation much faster

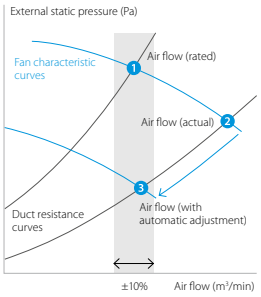

More details and final information can be found by scanning or clicking the QR codes.

ADEA-A ARXM-R AZAS-MV1

Efficiency data			ADEA	71A + ARXM71R	100A + AZAS100MV1	125A + AZAS125MV1
Cooling capacity	Nom.		kW	6.80	9.50	12.10
Heating capacity	Nom.		kW	7.50	10.80	13.50
Space cooling	Energy efficiency class			A	A	-
	Capacity	Pdesign	kW	6.80	9.50	12.10
	SEER			5.35	5.13	4.73
	ηs,c		%	-		186
	Annual energy consumption		kWh/a	445	648	1,534
Space heating (Average climate)	Energy efficiency class			A		-
	Capacity	Pdesign	kW	6.00		
	SCOP/A			3.80	3.81	3.50
	ηs,h		%	-	-	137
	Annual energy consumption		kWh/a	2,209	2,206	2,399

Indoor unit				ADEA	71A	100A	125A
Dimensions	Unit	HeightxWidthxDepth		mm	245 x1,000 x800	245 x1,400 x800	
Weight	Unit			kg	35.0	46.0	
Air filter	Type				Resin net		
Fan	Air flow rate	Cooling	Low/Medium/High	m³/min	12.5 /15.0 /18.0	23.0 /26.0 /29.0	23.5 /29.0 /34.0
		Heating	Low/Medium/High	m³/min	12.5 /15.0 /18.0	23.0 /26.0 /29.0	23.5 /29.0 /34.0
	External static pressure	Nom./High		Pa	30 /150	40 /150	50 /150
Sound power level	Cooling			dBA	56	58	62
Sound pressure level	Cooling	Low/Medium/High		dBA	25 /28 /30	30 /32 /34	32 /35 /37
	Heating	Low/Medium/High		dBA	25 /28 /31	30 /33 /36	32 /35 /38
Control systems	Infrared remote control				BRC4C65 / BRC4C66		
	Wired remote control				BRC1E53A / BRC1E53B / BRC1E53C / BRC1D52		
Power supply	Phase/Frequency/Voltage			Hz/V	1~/50 /220-240/220		

Outdoor unit					ARXM71R	AZAS100MV1	AZAS125MV1
Dimensions	Unit	HeightxWidthxDepth		mm	734 x954 x401	990 x940 x320	
Weight	Unit			kg	49.0	70	
Sound power level	Cooling			dBA	-	70	71
	Heating			dBA	-		71
Sound pressure level	Cooling	Nom.		dBA	52.0	53	
	Heating	Nom.		dBA	52.0	57	
Operation range	Cooling	Ambient	Min.~Max.	°CDB	-~-	-5 ~46	
	Heating	Ambient	Min.~Max.	°CWB	-~-	-15 ~15.5	
Refrigerant	Type/GWP				R-32/675.0		
	Charge			kg/TCO2Eq	1.15 /0.780	2.60 /1.76	
Piping connections	Liquid/Gas OD			mm	9.52/15.9		
	Piping length	OU - IU	Max.	m	30		
		System	Equivalent	m	-	50	
			Chargeless	m	-	30	
	Additional refrigerant charge			kg/m	0.035 (for piping length exceeding 10m)	See installation manual	
	Level difference	IU - OU	Max.	m	20.0	30.0	
Power supply	Phase/Frequency/Voltage			Hz/V	1~/50 /220-240	1~/50 /220-240	
Current - 50Hz	Maximum fuse amps (MFA)			A	-	25	32

Contains fluorinated greenhouse gases

Wall mounted unit

For rooms with no false ceilings nor free floor space

- Combination with Sky Air Alpha-series ensures best in class quality, highest efficiency and performance
- Flat, stylish front panel blends easily within any interior décor and is easier to clean
- Can easily be installed in both new and refurbishment projects
- The air is comfortably spread up- and downwards thanks to 5 different discharge angles that can be programmed via the remote control
- Maintenance operations can be performed easily from the front of the unit
- Flexible to install as the largest casing only weighs 18 kg and piping connection can be done at the bottom, left or right of the unit

More details and final information can be found by scanning or clicking the QR codes.

FAA-B RZAG-NV1 RZAG-NY1

Efficiency data				FAA + RZAG	71B + 71NV1	100B + 100NV1	71B + 71NY1	100B + 100NY1
Cooling capacity	Nom.			kW	6.80	9.50	6.80	9.50
Heating capacity	Nom.			kW	7.50	10.8	7.50	10.8
Space cooling	Energy efficiency class				A++			
	Capacity		Pdesign	kW	6.80	9.50	6.80	9.50
	SEER				6.58	6.42	6.58	6.42
	Annual energy consumption			kWh/a	362	518	362	518
Space heating (Average climate)	Energy efficiency class				A+			
	Capacity		Pdesign	kW	4.70	7.80	4.70	7.80
	SCOP/A				4.20	4.01	4.20	4.01
	Annual energy consumption			kWh/a	1,567	2,723	1,567	2,723
Indoor unit				**FAA**	**71B**	**100B**	**71B**	**100B**
Dimensions	Unit	HeightxWidthxDepth		mm	290x1,050x269	340x1,200x262	290x1,050x269	340x1,200x262
Weight	Unit			kg	14.0	18	14.0	18
Fan	Air flow rate	Cooling	Low/Medium/High	m^3/min	12.1/13.4/16.2	23.0/21.1/18.7	12.1/13.4/16.2	23.0/21.1/18.7
		Heating	Low/Medium/High	m^3/min	12.7/14.2/16.9	23.0/20.9/18.7	12.7/14.2/16.9	23.0/20.9/18.7
Sound power level	Cooling			dBA	61.0	65	61.0	65
	Heating			dBA	61.0	65	61.0	65
Sound pressure level	Cooling	Low/Medium/High		dBA	40.0/42.0/45.0	41/45/49	40.0/42.0/45.0	41/45/49
	Heating	Low/Medium/High		dBA	40.0/42.0/45.0	41/45/49	40.0/42.0/45.0	41/45/49
Control systems	Infrared remote control				BRC7EA631	BRC7EA632	BRC7EA631	BRC7EA632
	Wired remote control				BRC1H52W/S/K, BRC1E53A/B/C, BRC1D52			
Power supply	Phase/Frequency/Voltage			Hz/V	1~/50 /220-240			
Outdoor unit				**RZAG**	**71NV1**	**100NV1**	**71NY1**	**100NY1**
Dimensions	Unit	HeightxWidthxDepth		mm	870x1,100x460			
Weight	Unit			kg	81	85	81	85
Sound power level	Cooling			dBA	64	66	64	66
Sound pressure level	Cooling	Nom.		dBA	46	47	46	47
	Heating	Nom.		dBA	48	50	48	50
Operation range	Cooling	Ambient	Min.~Max.	°CDB	-20~52			
	Heating	Ambient	Min.~Max.	°CWB	-20~18			
Refrigerant	Type/GWP				R-32/675			
	Charge			kg/TCO2Eq	3.20/2.16			
Piping connections	Liquid/Gas OD			mm	9.52/15.9			
	Piping length	OU - IU	Max.	m	55	85	55	85
		System	Equivalent	m	75	100	75	100
			Chargeless	m	40			
	Additional refrigerant charge			kg/m	See installation manual			
	Level difference	IU - OU	Max.	m	30			
Power supply	Phase/Frequency/Voltage			Hz/V	1~/50 /220-240		3~/50 /380-415	
Current - 50Hz	Maximum fuse amps (MFA)			A	20	32	16	

Contains fluorinated greenhouse gases

SkyAir Advance-series BLUEVOLUTION

Wall mounted unit

For rooms with no false ceilings nor free floor space

- Combination with Sky Air Advance-series ensures good value for money for all types of commercial applications
- Flat, stylish front panel blends easily within any interior décor and is easier to clean
- Can easily be installed in both new and refurbishment projects
- The air is comfortably spread up- and downwards thanks to 5 different discharge angles that can be programmed via the remote control
- Maintenance operations can be performed easily from the front of the unit
- Flexible to install as the largest casing only weighs 18 kg and piping connection can be done at the bottom, left or right of the unit

More details and final information can be found by scanning or clicking the QR codes.

FAA-B RZASG-MV1 RZASG-MY1

Efficiency data			FAA + RZASG	71B + 71MV1	100B + 100MV1	100B + 100MY1
Cooling capacity	Nom.		kW	6.80	9.50	
Heating capacity	Nom.		kW	7.50	10.8	
Space cooling	Energy efficiency class			A++	A+	
	Capacity	Pdesign	kW	6.80	9.50	
	SEER			6.41	5.83	
	Annual energy consumption		kWh/a	371	570	
Space heating (Average climate)	Energy efficiency class			A		
	Capacity	Pdesign	kW	4.50	6.00	
	SCOP/A			3.90	3.85	
	Annual energy consumption		kWh/a	1,615	2,182	

Indoor unit				FAA	71B	100B
Dimensions	Unit	HeightxWidthxDepth		mm	290x1,050x269	340x1,200x262
Weight	Unit			kg	14.0	18
Fan	Air flow rate	Cooling	Low/Medium/High	m^3/min	12.1/13.4/16.2	23.0/21.1/18.7
		Heating	Low/Medium/High	m^3/min	12.7/14.2/16.9	23.0/20.9/18.7
Sound power level	Cooling			dBA	61.0	65
	Heating			dBA	61.0	65
Sound pressure level	Cooling	Low/Medium/High		dBA	40.0/42.0/45.0	41/45/49
	Heating	Low/Medium/High		dBA	40.0/42.0/45.0	41/45/49
Control systems	Infrared remote control				BRC7EA631	BRC7EA632
	Wired remote control				BRC1H52W/S/K, BRC1E53A/B/C, BRC1D52	
Power supply	Phase/Frequency/Voltage			Hz/V	1~/50 /220-240	

Outdoor unit				RZASG	71MV1	100MV1	100MY1
Dimensions	Unit	HeightxWidthxDepth		mm	770x900x320	990x940x320	
Weight	Unit			kg	60	70	
Sound power level	Cooling			dBA	65	70	
Sound pressure level	Cooling	Nom.		dBA	46	53	
	Heating	Nom.		dBA	47	57	
Operation range	Cooling	Ambient	Min.~Max.	°CDB	-15~46		
	Heating	Ambient	Min.~Max.	°CWB	-15~15.5		
Refrigerant	Type/GWP				R-32/675		
	Charge			kg/TCO2Eq	2.45/1.65	2.60/1.76	
Piping connections	Liquid/Gas	OD		mm	9.52/15.9		
	Piping length	OU - IU	Max.	m	50		
		System	Equivalent	m	70		
			Chargeless	m	30		
	Additional refrigerant charge			kg/m	See installation manual		
	Level difference	IU - OU	Max.	m	30.0		
Power supply	Phase/Frequency/Voltage			Hz/V	1~/50 /220-240		3~/50 /380-415
Current - 50Hz	Maximum fuse amps (MFA)			A	20	25	16

Contains fluorinated greenhouse gases

SkyAir Active-series BLUEVOLUTION

Wall mounted unit

For rooms with no false ceilings nor free floor space

- Ideal solution for small businesses and shops
- Flat, stylish front panel blends easily within any interior décor and is easier to clean
- Can easily be installed in both new and refurbishment projects
- The air is comfortably spread up- and downwards thanks to 5 different discharge angles that can be programmed via the remote control
- Maintenance operations can be performed easily from the front of the unit
- Flexible to install as the largest casing only weighs 18 kg and piping connection can be done at the bottom, left or right of the unit

More details and final information can be found by scanning or clicking the QR codes.

FAA-B ARXM-R AZAS-MV1 AZAS-MY1

Efficiency data				FAA	71B + ARXM71R	71B + AZAS71MV1	100B + AZAS100MV1	AZAS100B + 100MY1
Cooling capacity	Nom.			kW	6.80	6.80	9.50	
Heating capacity	Nom./			kW	7.50	7.50	10.8	
Power input	Cooling		Nom.	kW	2.00	-		
	Heating		Nom.	kW	2.35	-		
Space cooling	Energy efficiency class				A+		A	
	Capacity		Pdesign	kW	6.80		9.50	
	SEER				5.77		5.25	
	Annual energy consumption			kWh/a	412		633	
Space heating (Average climate)	Energy efficiency class				A			
	Capacity		Pdesign	kW	4.50		6.00	
	SCOP/A				3.81			
	Annual energy consumption			kWh/a	1,652	1,654	2,205	

Indoor unit				FAA	71B	100B
Dimensions	Unit	HeightxWidthxDepth		mm	290x1,050x269	340x1,200x262
Weight	Unit			kg	14.0	18
Fan	Air flow rate	Cooling	Low/Medium/High	m^3/min	12.1/13.4/16.2	23.0/21.1/18.7
		Heating	Low/Medium/High	m^3/min	12.7/14.2/16.9	23.0/20.9/18.7
Sound power level	Cooling			dBA	61.0	65
	Heating			dBA	61.0	65
Sound pressure level	Cooling	Low/Medium/High		dBA	40.0/42.0/45.0	41/45/49
	Heating	Low/Medium/High		dBA	40.0/42.0/45.0	41/45/49
Control systems	Infrared remote control				BRC7EA631	BRC7EA632
	Wired remote control				BRC1H52W/S/K, BRC1E53A/B/C, BRC1D52	
Power supply	Phase/Frequency/Voltage			Hz/V	1~/50 /220-240	

Outdoor unit				ARXM	71R	71MV1	100MV1	100MY1
Dimensions	Unit	HeightxWidthxDepth		mm	734x954x401	770x900x320	990x940x320	
Weight	Unit			kg	49.0	60	70	
Sound power level	Cooling			dBA	-	65	70	
Sound pressure level	Cooling	Nom.		dBA	52.0	46	53	
	Heating	Nom.		dBA	52.0	47	57	
Operation range	Cooling	Ambient	Min.~Max.	°CDB	-10~46	-5~46		
	Heating	Ambient	Min.~Max.	°CWB	-	-15~15.5		
Refrigerant	Type/ GWP				R-32/675.0			
	Charge			kg/TCO2Eq	1.15/0.780	2.45/1.65	2.60/1.76	
Piping connections	Liquid/Gas OD			mm	9.52/15.9			
	Piping length	OU - IU	Max.	m	30			
		System	Equivalent	m	-	50		
			Chargeless	m	-	30		
	Additional refrigerant charge			kg/m	0.035 (for piping length exceeding 10m)	See installation manual		
	Level difference	IU - OU	Max.	m	20.0	30.0		
Power supply	Phase/Frequency/Voltage			Hz/V	1~/50 /220-240			3~/50 /380-415
Current - 50Hz	Maximum fuse amps (MFA)			A	-	20	25	16

Contains fluorinated greenhouse gases

perfera

SkyAir Alpha-series BLUEVOLUTION

Wall mounted unit

Attractive, wall mounted design with perfect indoor air quality

- Combination with Sky Air Alpha-series ensures best in class quality, highest efficiency and performance
- Seasonal efficiency values up to A+++ in cooling and heating
- Practically inaudible: the unit runs so quietly, you will almost forget it is there
- Cleaner air thanks to Daikin's Flash Streamer technology: you can breathe deep with no worries about impure air
- 2-area motion detection sensor: air flow is sent to a zone other than where the person is located at that moment; if no people are detected, the unit will automatically switch over to the energy-efficient setting. (larger capacity area)
- Onecta app: control your indoor from any location with an app, via your local network or internet
- Sleek, unobtrusive air conditioning unit that matches European sensibilities regarding interior design
- 3-D air flow combines vertical and horizontal auto swing to circulate a stream of warm or cool air right to the corners of even large spaces

More details and final information can be found by scanning or clicking the QR codes.

FTXM-R RZAG-A

Efficiency data				FTXM + RZAG	35R + 35A	50R + 50A	60R + 60A
Cooling capacity	Min./Nom./Max.			kW	1.6/3.5/5.0	1.7/5.0/6.0	1.7/6.0/6.8
Heating capacity	Min./Nom./Max.			kW	1.40/4.00/5.30	1.50/6.00/6.50	1.60/7.00/7.50
Space cooling	Energy efficiency class				A++		
	Capacity		Pdesign	kW	3.50	5.00	6.00
	SEER				7.70	7.41	6.90
	Annual energy consumption			kWh/a	159	236	304
Space heating (Average climate)	Energy efficiency class				A++		A+
	Capacity		Pdesign	kW	2.60	4.50	4.60
	SCOP/A				4.60		4.35
	Annual energy consumption			kWh/a	790	1,369	1,480

Indoor unit				FTXM	35R	50R	60R
Dimensions	Unit	HeightxWidthxDepth		mm	295x778x272	299x998x292	
Weight	Unit			kg	10.0	14.5	
Air filter	Type				Removable/washable		
Fan	Air flow rate	Cooling	Silent operation/ Low/Medium/High	m^3/min	4.2/6.0/7.8/11.3	8.3/11.4/14/15.8	9.1/11.8/14/16.7
		Heating	Silent operation/ Low/Medium/High	m^3/min	4.9/6.5/8.5/9.8	10.5/12.0/14.2/15.8	11.1/12.4/15.2/16.5
Sound power level	Cooling			dBA	58	58.0	60.0
	Heating			dBA	54	58.0	59.0
Sound pressure level	Cooling	Silent operation/Low/High		dBA	19/29/45	27.0/36.0/44.0	30.0/37.0/46.0
	Heating	Silent operation/Low/High		dBA	20/28/39	31.0/34.0/43.0	33.0/36.0/45.0
Control systems	Infrared remote control				ARC466A67		
	Wired remote control				BRC073A1		

Outdoor unit				RZAG	35A	50A	60A
Dimensions	Unit	HeightxWidthxDepth		mm	734x870x373		
Weight	Unit			kg	52		
Sound power level	Cooling			dBA	62.0	63.0	64.0
	Heating			dBA	62.0	63.0	64.0
Sound pressure level	Cooling	Nom.		dBA	48.0	49.0	50.0
	Heating	Nom.		dBA	48.0	49.0	50.0
Operation range	Cooling	Ambient	Min.~Max.	°CDB	-20~52		
	Heating	Ambient	Min.~Max.	°CWB	-20~24		
Refrigerant	Type/GWP				R-32/675.0		
	Charge			kg/TCO2Eq	1.55/1.05		
Piping connections		OD		mm	6.35 /9.50	6.35 /12.7	
	Piping length	OU - IU	Max.	m	50		
		System	Chargeless	m	30		
	Additional refrigerant charge			kg/m	0.02 (for piping length exceeding 30m)		
	Level difference	IU - OU	Max.	m	30.0		
Power supply	Phase/Frequency/Voltage			Hz/V	1~/50 /220-240		

Contains fluorinated greenhouse gases

Ceiling suspended unit

For wide rooms with no false ceilings nor free floor space

- Combination with Sky Air Advance-series ensures good value for money for all types of commercial applications
- Ideal for comfortable air flow in wide rooms thanks to Coanda effect: up to 100° discharge angle

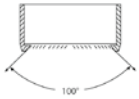

- Even rooms with ceilings up to 3.8m can be heated up or cooled down very easily without capacity loss
- Can easily be installed in both new and refurbishment projects
- Can easily be mounted in corners and narrow spaces, as it only needs 30mm lateral service space

- Reduced energy consumption thanks to specially developed DC fan motor
- 5 different fan speeds available for maximum comfort

More details and final information can be found by scanning or clicking the QR codes.

FHA-A(9)

RZAG-A

RZAG-NV1

RZAG-NY1

Efficiency data			FHA + RZAG	35A9 + 35A	50A9 + 50A	60A9 + 60A	71A9 + 71NV1	100A + 100NV1	125A + 125NV1	140A + 140NV1	71A9 + 71NY1	100A + 100NY1	125A + 125NY1	140A + 140NY1
Cooling capacity	Min./Nom./Max.		kW	1.70/3.50/4.50	1.70/5.00/6.00	1.90/6.00/6.80	-/6.80/-	-/9.50/-	-/12.1/-	-/13.4/-	-/6.80/-	-/9.50/-	-/12.1/-	-/13.4/-
Heating capacity	Min./Nom./Max.		kW	1.40/4.00/5.50	1.70/5.80/6.50	1.70/7.00/7.50	-/7.50/-	-/10.8/-	-/13.5/-	-/15.5/-	-/7.50/-	-/10.8/-	-/13.5/-	-/15.5/-
Space cooling	Energy efficiency class			A++					-		A++		-	
	Capacity	Pdesign	kW	3.50	5.00	6.00	6.80	9.50	12.1	13.4	6.80	9.50	12.1	13.4
	SEER			6.40	6.80	6.60	7.11	6.42	7.14	6.42	7.11	6.42	7.14	6.42
	ηs,c		%	-					283	254	-		283	254
	Annual energy consumption		kWh/a	191	257	318	335	518	1,017	1,253	335	518	1,017	1,253
Space heating (Average climate)	Energy efficiency class			A+				A++	-		A+	A++	-	
	Capacity	Pdesign	kW	3.10	4.00	4.60	4.70	7.80	9.52		4.70	7.80	9.52	
	SCOP/A			4.10	4.30	4.20	4.32	4.61	4.20	4.30	4.32	4.61	4.20	4.30
	ηs,h		%	-					165	169	-		165	169
	Annual energy consumption		kWh/a	1,058	1,302	1,633	1,523	2,369	3,174	3,100	1,523	2,369	3,174	3,100

Indoor unit				FHA	35A9	50A9	60A9	71A9	100A	125A	140A	71A9	100A	125A	140A
Dimensions	Unit	HeightxWidthxDepth		mm	235x960x690		235x1,270x690		235x1,590x690			235x1,270x690	235x1,590x690		
Weight	Unit			kg	24.0	25.0	31.0	32.0	38.0			32.0	38.0		
Air filter	Type				Resin net										
Fan	Air flow rate	Cooling	Low/Medium/High	m^3/min	10.0/11.5/14.0	10.0/12.0/15.0	11.5/15.0/19.5	14.0/17.0/20.5	20.0/24.0/28.0	23.0/27.0/31.0	24.0/29.0/34.0	14.0/17.0/20.5	20.0/24.0/28.0	23.0/27.0/31.0	24.0/29.0/34.0
		Heating	Low/Medium/High	m^3/min	10.0/11.5/14.0	10.0/12.0/15.0	11.5/15.0/19.5	14.0/17.0/20.5	20.0/24.0/28.0	23.0/27.0/31.0	24.0/29.0/34.0	14.0/17.0/20.5	20.0/24.0/28.0	23.0/27.0/31.0	24.0/29.0/34.0
Sound power level	Cooling			dBA	53	54		55	60	62	64	55	60	62	64
Sound pressure level	Cooling	Low/Medium/High		dBA	31/34/36	32/35/37	33/35/37	34/36/38	34/38/42	37/41/44	38/42/46	34/36/38	34/38/42	37/41/44	38/42/46
	Heating	Medium/Nom./High		dBA	31/34/36	32/35/37	33/35/37	34/36/38	34/38/42	37/41/44	38/42/46	34/36/38	34/38/42	37/41/44	38/42/46
Control systems	Infrared remote control				BRC7GA53 / BRC7GA56										
	Wired remote control				BRC1H51W/S/K / BRC1E53A/B/C / BRC1D52										
Power supply	Phase/Frequency/Voltage			Hz/V	1~/50 /220-240										

Outdoor unit				RZAG	35A	50A	60A	71NV1	100NV1	125NV1	140NV1	71NY1	100NY1	125NY1	140NY1
Dimensions	Unit	HeightxWidthxDepth		mm	734x870x373			870x1,100x460							
Weight	Unit			kg	52			81	85	95		81	85	94	
Sound power level	Cooling			dBA	62.0	63.0	64.0	64	66	69	70	64	66	69	70
	Heating			dBA	62.0	63.0	64.0	-		68	71	-		68	71
Sound pressure level	Cooling	Nom.		dBA	48.0	49.0	50.0	46	47	49	50	46	47	49	50
	Heating	Nom.		dBA	48.0	49.0	50.0	48	50	52		48	50	52	
Operation range	Cooling	Ambient	Min.~Max.	°CDB	-20~52										
	Heating	Ambient	Min.~Max.	°CWB	-20~24			-20~18							
Refrigerant	Type/GWP				R-32/675.0			R-32/675							
	Charge			kg/TCO2Eq	1.55/1.05			3.20/2.16		3.70/2.50		3.20/2.16		3.70/2.50	
Piping connections	Liquid/Gas OD			mm	6.35/9.50	6.35/12.7		9.52/15.9							
	Piping length	OU - IU	Max.	m	50			55		85		55		85	
		System	Equivalent	m	-			75		100		75		100	
			Chargeless	m	30			40							
	Additional refrigerant charge			kg/m	0.02 (for piping length exceeding 30m)			See installation manual							
	Level difference	IU - OU	Max.	m	30.0			30							
Power supply	Phase/Frequency/Voltage			Hz/V	1~/50 /220-240							3~/50 /380-415			
Current - 50Hz	Maximum fuse amps (MFA)			A	-			20		32		16			

Contains fluorinated greenhouse gases

SkyAir Advance-series BLUEVOLUTION

Ceiling suspended unit

For wide rooms with no false ceilings nor free floor space

- Combination with Sky Air Advance-series ensures good value for money for all types of commercial applications
- Ideal for comfortable air flow in wide rooms thanks to Coanda effect: up to 100° discharge angle
- Even rooms with ceilings up to 3.8m can be heated up or cooled down very easily without capacity loss
- Can easily be installed in both new and refurbishment projects
- Can easily be mounted in corners and narrow spaces, as it only needs 30mm lateral service space
- 5 different fan speeds available for maximum comfort
- Stylish unit blends easily with any interior. The flaps close entirely when the unit is not operating and there are no air intake grilles visible

More details and final information can be found by scanning or clicking the QR codes.

FHA-A(9) RZASG-MV1 RZASG-MY1

Efficiency data				FHA + RZASG	71A9 + 71MV1	100A + 100MV1	125A + 125MV1	140A + 140MV1	100A + 100MY1	125A + 125MY1	140A + 140MY1
Cooling capacity	Nom.			kW	6.80	9.50	12.1	13.4	9.50	12.1	13.4
Heating capacity	Nom.			kW	7.50	10.8	13.5	15.5	10.8	13.5	15.5
Space cooling	Energy efficiency class				A+		-		A+	-	
	Capacity		Pdesign	kW	6.80	9.50	12.1	13.4	9.50	12.1	13.4
	SEER				5.95	5.83		5.88	5.83		5.88
	ηs,c			%	-		230	232	-	230	232
	Annual energy consumption			kWh/a	400	570	1,246	1,368	570	1,246	1,368
Space heating (Average climate)	Energy efficiency class				A		-		A	-	
	Capacity		Pdesign	kW	4.50	6.00		7.80	6.00		7.80
	SCOP/A				3.90	3.91	3.83	3.81	3.91	3.83	3.81
	ηs,h			%	-		150	149	-	150	149
	Annual energy consumption			kWh/a	1,616	2,148	2,193	2,866	2,148	2,193	2,866

Indoor unit				FHA	71A9	100A	125A	140A	100A	125A	140A
Dimensions	Unit	HeightxWidthxDepth		mm	235x1,270x690	235x1,590x690					
Weight	Unit			kg	32.0	38.0					
Air filter	Type				Resin net						
Fan	Air flow rate	Cooling	Low/Medium/High	m^3/min	14.0/17.0/20.5	20.0/24.0/28.0	23.0/27.0/31.0	24.0/29.0/34.0	20.0/24.0/28.0	23.0/27.0/31.0	24.0/29.0/34.0
		Heating	Low/Medium/High	m^3/min	14.0/17.0/20.5	20.0/24.0/28.0	23.0/27.0/31.0	24.0/29.0/34.0	20.0/24.0/28.0	23.0/27.0/31.0	24.0/29.0/34.0
Sound power level	Cooling			dBA	55	60	62	64	60	62	64
Sound pressure level	Cooling	Low/Medium/High		dBA	34/36/38	34/38/42	37/41/44	38/42/46	34/38/42	37/41/44	38/42/46
	Heating	Medium/Nom./High		dBA	34/36/38	34/38/42	37/41/44	38/42/46	34/38/42	37/41/44	38/42/46
Control systems	Infrared remote control				BRC7GA53 / BRC7GA56						
	Wired remote control				BRC1E53A7 / BRC1E53B7 / BRC1E53C7 / BRC1D528 / BRC1E51A7						
Power supply	Phase/Frequency/Voltage			Hz/V	1~/50 /220-240						

Outdoor unit				RZASG	71MV1	100MV1	125MV1	140MV1	100MY1	125MY1	140MY1
Dimensions	Unit	HeightxWidthxDepth		mm	770x900x320	990x940x320					
Weight	Unit			kg	60	70		78	70		77
Sound power level	Cooling			dBA	65	70	71	73	70	71	73
	Heating			dBA	-		71	73	-	71	73
Sound pressure level	Cooling	Nom.		dBA	46	53		54	53		54
	Heating	Nom.		dBA	47	57					
Operation range	Cooling	Ambient	Min.~Max.	°CDB	-15~46						
	Heating	Ambient	Min.~Max.	°CWB	-15~15.5						
Refrigerant	Type/GWP				R-32/675						
	Charge			kg/TCO2Eq	2.45/1.65	2.60/1.76		2.90/1.96	2.60/1.76		2.90/1.96
Piping connections	Liquid/Gas OD			mm	9.52/15.9						
	Piping length	OU - IU	Max.	m	50						
		System	Equivalent	m	70						
			Chargeless	m	30						
	Additional refrigerant charge			kg/m	See installation manual						
	Level difference IU - OU		Max.	m	30.0						
Power supply	Phase/Frequency/Voltage			Hz/V	1~/50 /220-240				3~/50 /380-415		
Current - 50Hz	Maximum fuse amps (MFA)			A	20	25	32		16		

Contains fluorinated greenhouse gases

Ceiling suspended unit

For wide rooms with no false ceilings nor free floor space

- Combination with split outdoor units is ideal for small retail, offices and residential applications
- Ideal for comfortable air flow in wide rooms thanks to Coanda effect: up to 100° discharge angle
- Even rooms with ceilings up to 3.8m can be heated up or cooled down very easily without capacity loss
- Can easily be installed in both new and refurbishment projects
- Can easily be mounted in corners and narrow spaces, as it only needs 30mm lateral service space
- 5 different fan speeds available for maximum comfort
- Stylish unit blends easily with any interior. The flaps close entirely when the unit is not operating and there are no air intake grilles visible

More details and final information can be found by scanning or clicking the QR codes.

FHA-A(9) RXM-R RXM-R9

Efficiency data			FHA + RXM	35A9 + 35R9	50A9 + 50R	60A9 + 60R
Cooling capacity	Nom.		kW	3.40	5.00	5.70
Heating capacity	Nom.		kW	4.00	6.00	7.20
Space cooling	Energy efficiency class			A++	A+	
	Capacity	Pdesign	kW	3.40	5.00	5.70
	SEER			6.24	5.92	6.08
	Annual energy consumption		kWh/a	191	295	328
Space heating (Average climate)	Energy efficiency class			A+	A	
	Capacity	Pdesign	kW	3.10	4.35	4.71
	SCOP/A			4.43	3.86	3.87
	Annual energy consumption		kWh/a	979	1,577	1,704

Indoor unit				FHA	35A9	50A9	60A9
Dimensions	Unit	HeightxWidthxDepth		mm	235x960x690		235x1,270x690
Weight	Unit			kg	24.0	25.0	31.0
Air filter	Type				Resin net		
Fan	Air flow rate	Cooling	Low/Medium/High	m^3/min	10.0/11.5/14.0	10.0/12.0/15.0	11.5/15.0/19.5
		Heating	Low/Medium/High	m^3/min	10.0/11.5/14.0	10.0/12.0/15.0	11.5/15.0/19.5
Sound power level	Cooling			dBA	53	54	
Sound pressure level	Cooling	Low/Medium/High		dBA	31/34/36	32/35/37	33/35/37
	Heating	Medium/Nom./High		dBA	31/34/36	32/35/37	33/35/37
Control systems	Infrared remote control				BRC7GA53 / BRC7GA56		
	Wired remote control				BRC1E53A7 / BRC1E53B7 / BRC1E53C7 / BRC1D528 / BRC1E51A7		
Power supply	Phase/Frequency/Voltage			Hz/V	1~/50 /220-240		

Outdoor unit				RXM	35R9	50R	60R
Dimensions	Unit	HeightxWidthxDepth		mm	552x840x350	734x954x401	
Weight	Unit			kg	32	49.0	
Sound power level	Cooling			dBA	61	62	63
	Heating			dBA	61	62	63
Sound pressure level	Cooling	Nom.		dBA	49.0	48.0	
	Heating	Nom.		dBA	49.0		
Operation range	Cooling	Ambient	Min.~Max.	°CDB	-10~50/46		
	Heating	Ambient	Min.~Max.	°CWB	-20~24		
Refrigerant	Type				R-32		
	GWP				675	675.0	
	Charge			kg/TCO2Eq	0.76/0.52	1.15/0.780	
Piping connections	Liquid	OD		mm	6.35	6	
	Gas	OD		mm	9.50	12.7	
	Piping length	OU - IU	Max.	m	20	30	
		System	Chargeless	m	10		
	Additional refrigerant charge			kg/m	0.02 (for piping length exceeding 10m)		
	Level difference	IU - OU	Max.	m	15	20.0	
Power supply	Phase/Frequency/Voltage			Hz/V	1~/50 /220-240		
Current - 50Hz	Maximum fuse amps (MFA)			A	13	16	

Contains fluorinated greenhouse gases

SkyAir Alpha-series BLUEVOLUTION

4-way blow ceiling suspended unit

Unique Daikin unit for high rooms with no false ceilings nor free floor space

- Combination with Sky Air Advance-series ensures good value for money for all types of commercial applications
- Even rooms with ceilings up to 3.5m can be heated up or cooled down very easily without capacity loss
- Can easily be installed in both new and refurbishment projects
- Unified indoor unit range for R-32 and R-410A
- Individual flap control: flexibility to suit every room layout without changing the location of the unit!

- 5 different discharge angles between 0 and 60°C can be programmed via the remote control

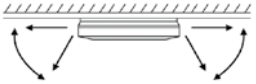

More details and final information can be found by scanning or clicking the QR codes.

FUA-A RZAG-NV1 RZAG-NY1

- Stylish modern casing finished in pure white (RAL9010) and iron grey (RAL7011) blends easily with any interior
- Optimum comfort guaranteed with automatic air flow adjustment to the required load
- Standard drain pump with 720mm lift increases flexibility and installation speed

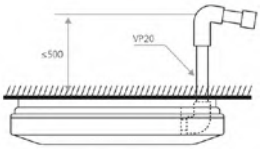

Efficiency data				FUA + RZAG	71A + 71NV1	100A + 100NV1	125A + 125NV1	71A + 71NY1	100A + 100NY1	125A + 125NY1
Cooling capacity	Nom.			kW	6.80	9.50	12.1	6.80	9.50	12.1
Heating capacity	Nom.			kW	7.50	10.8	13.5	7.50	10.8	13.5
Space cooling	Energy efficiency class				A++		-	A++		-
	Capacity		Pdesign	kW	6.80	9.50	12.1	6.80	9.50	12.1
	SEER				7.02	6.42	6.39	7.02	6.42	6.39
	ηs,c			%	-		253	-		253
	Annual energy consumption			kWh/a	339	518	1,136	339	518	1,136
Space heating (Average climate)	Energy efficiency class				A+		-	A+		-
	Capacity		Pdesign	kW	4.70	7.80	9.52	4.70	7.80	9.52
	SCOP/A				4.20	4.50	4.26	4.20	4.50	4.26
	ηs,h			%	-		167	-		167
	Annual energy consumption			kWh/a	1,567	2,427	3,129	1,567	2,427	3,129

Indoor unit				FUA	71A	100A	125A	71A	100A	125A
Dimensions	Unit	HeightxWidthxDepth		mm	198x950x950					
Weight	Unit			kg	25.0	26.0		25.0	26.0	
Air filter	Type				Resin net					
Fan	Air flow rate	Cooling	Low/Medium/High	m^3/min	16.0/19.5/23.0	20.0/25.5/31.0	20.5/26.5/32.5	16.0/19.5/23.0	20.0/25.5/31.0	20.5/26.5/32.5
		Heating	Low/Medium/High	m^3/min	16.0/19.5/23.0	20.0/25.5/31.0	20.5/26.5/32.5	16.0/19.5/23.0	20.0/25.5/31.0	20.5/26.5/32.5
Sound power level	Cooling			dBA	-		65	-		65
Sound pressure level	Cooling	Low/Medium/High		dBA	35/38/41	39/42/46	40/43/47	35/38/41	39/42/46	40/43/47
	Heating	Low/Medium/High		dBA	35/38/41	39/42/46	40/43/47	35/38/41	39/42/46	40/43/47
Control systems	Infrared remote control				BRC7C58					
	Wired remote control				BRC1H52W/S/K / BRC1E53A/B/C / BRC1D52					
Power supply	Phase/Frequency/Voltage			Hz/V	1~/50/220~240					

Outdoor unit				RZAG	71NV1	100NV1	125NV1	71NY1	100NY1	125NY1
Dimensions	Unit	HeightxWidthxDepth		mm	870x1,100x460					
Weight	Unit			kg	81	85	95	81	85	94
Sound power level	Cooling			dBA	64	66	69	64	66	69
	Heating			dBA	-		68	-		68
Sound pressure level	Cooling	Nom.		dBA	46	47	49	46	47	49
	Heating	Nom.		dBA	48	50	52	48	50	52
Operation range	Cooling	Ambient	Min.~Max.	°CDB	-20~52					
	Heating	Ambient	Min.~Max.	°CWB	-20~18					
Refrigerant	Type/GWP				R-32/675					
	Charge			kg/TCO2Eq	3.20/2.16		3.70/2.50	3.20/2.16		3.70/2.50
Piping connections	Liquid/Gas OD			mm	9.52/15.9					
	Piping length	OU - IU	Max.	m	55	85		55	85	
		System	Equivalent	m	75	100		75	100	
			Chargeless	m	40					
	Additional refrigerant charge			kg/m	See installation manual					
	Level difference IU - OU		Max.	m	30					
Power supply	Phase/Frequency/Voltage			Hz/V	1~/50 /220-240			3~/50 /380-415		
Current - 50Hz	Maximum fuse amps (MFA)			A	20	32		16		

Contains fluorinated greenhouse gases

SkyAir Advance-series BLUEVOLUTION

4-way blow ceiling suspended unit

Unique Daikin unit for high rooms with no false ceilings nor free floor space

- Combination with Sky Air Advance-series ensures good value for money for all types of commercial applications
- Even rooms with ceilings up to 3.5m can be heated up or cooled down very easily without capacity loss
- Can easily be installed in both new and refurbishment projects
- Individual flap control: flexibility to suit every room layout without changing the location of the unit!
- 5 different discharge angles between 0 and 60°C can be programmed via the remote control
- Stylish modern casing finished in pure white (RAL9010) and iron grey (RAL7011) blends easily with any interior
- Optimum comfort guaranteed with automatic air flow adjustment to the required load
- Standard drain pump with 720mm lift increases flexibility and installation speed

More details and final information can be found by scanning or clicking the QR codes.

FUA-A RZASG-MV1 RZASG-MY1

Efficiency data			FUA + RZASG	71A + 71MV1	100A + 100MV1	125A + 125MV1	100A + 100MY1	125A + 125MY1
Cooling capacity	Nom.		kW	6.80	9.50	12.1	9.50	12.1
Heating capacity	Nom.		kW	7.50	10.8	13.5	10.8	13.5
Space cooling	Energy efficiency class			A++	A+	-	A+	-
	Capacity	Pdesign	kW	6.80	9.50	12.1	9.50	12.1
	SEER			6.16	5.83	5.49	5.83	5.49
	ηs,c		%	-		217	-	217
	Annual energy consumption		kWh/a	386	570	1,322	570	1,322
Space heating (Average climate)	Energy efficiency class			A	A+	-	A+	-
	Capacity	Pdesign	kW	4.50	6.00			
	SCOP/A			3.90	4.01	3.84	4.01	3.84
	ηs,h		%	-		151	-	151
	Annual energy consumption		kWh/a	1,615	2,095	2,188	2,095	2,188

Indoor unit				FUA	71A	100A	125A	100A	125A
Dimensions	Unit	HeightxWidthxDepth		mm	198x950x950				
Weight	Unit			kg	25.0	26.0			
Air filter	Type				Resin net				
Fan	Air flow rate	Cooling	Low/Medium/High	m^3/min	16.0/19.5/23.0	20.0/25.5/31.0	20.5/26.5/32.5	20.0/25.5/31.0	20.5/26.5/32.5
		Heating	Low/Medium/High	m^3/min	16.0/19.5/23.0	20.0/25.5/31.0	20.5/26.5/32.5	20.0/25.5/31.0	20.5/26.5/32.5
Sound power level	Cooling			dBA	-		65	-	65
Sound pressure level	Cooling	Low/Medium/High		dBA	35/38/41	39/42/46	40/43/47	39/42/46	40/43/47
	Heating	Low/Medium/High		dBA	35/38/41	39/42/46	40/43/47	39/42/46	40/43/47
Control systems	Infrered remote control				BRC7C58				
	Wired remote control				BRC1H52W/S/K / BRC1E53A/B/C / BRC1D52				
Power supply	Phase/Frequency/Voltage			Hz/V	1~/50/220-240				

Outdoor unit				RZASG	71MV1	100MV1	125MV1	100MY1	125MY1
Dimensions	Unit	HeightxWidthxDepth		mm	770x900x320	990x940x320			
Weight	Unit			kg	60	70			
Sound power level	Cooling			dBA	65	70	71	70	71
	Heating			dBA	-		71	-	71
Sound pressure level	Cooling	Nom.		dBA	46	53			
	Heating	Nom.		dBA	47	57			
Operation range	Cooling	Ambient	Min.~Max.	°CDB	-15~46				
	Heating	Ambient	Min.~Max.	°CWB	-15~15.5				
Refrigerant	Type/GWP				R-32/675				
	Charge			kg/TCO2Eq	2.45/1.65	2.60/1.76			
Piping connections	Liquid/Gas OD			mm	9.52 /15.9				
	Piping length	OU - IU	Max.	m	50				
		System	Equivalent	m	70				
			Chargeless	m	30				
	Additional refrigerant charge			kg/m	See installation manual				
	Level difference IU - OU		Max.	m	30.0				
Power supply	Phase/Frequency/Voltage			Hz/V	1~/50 /220-240			3~/50 /380-415	
Current - 50Hz	Maximum fuse amps (MFA)			A	20	25	32	16	

Contains fluorinated greenhouse gases

SkyAir Alpha-series BLUEVOLUTION

Floor standing unit

For commercial spaces with high ceilings

- Combination with Sky Air Alpha-series ensures best in class quality, highest efficiency and performance
- Decrease of temperature variation by automatic fan speed selection or freely selectable 3-step fan speed.
- Improved comfort as a result of better airflow distribution from the vertical out blow which allows manual adjustment of air outlet blades at the top of the unit.
- Selectable horizontal out blow to better suit the layout of the room (via wired remote controller BRC1E*/BRC1H*)

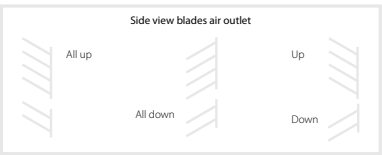

More details and final information can be found by scanning or clicking the QR codes.

FVA-A RZAG-NV1 RZAG-NY1

Efficiency data			FVA + RZAG	71A + 71NV1	100A + 100NV1	125A + 125NV1	140A + 140NV1	71A + 71NY1	100A + 100NY1	125A + 125NY1	140A + 140NY1
Cooling capacity	Nom.		kW	6.80	9.50	12.1	13.4	6.80	9.50	12.1	13.4
Heating capacity	Nom.		kW	7.50	10.8	13.5	15.5	7.50	10.8	13.5	15.5
Space cooling	Energy efficiency class			A++		-		A++		-	
	Capacity	Pdesign	kW	6.80	9.50	12.1	13.4	6.80	9.50	12.1	13.4
	SEER			6.34	6.40	6.41	6.12	6.34	6.40	6.41	6.12
	ηs,c		%	-		253	242	-		253	242
	Annual energy consumption		kWh/a	376	520	1,133	1,314	376	520	1,133	1,314
Space heating (Average climate)	Energy efficiency class			A+		-		A+		-	
	Capacity	Pdesign	kW	4.70	7.80	9.52		4.70	7.80	9.52	
	SCOP/A			4.05	4.20	4.15	3.94	4.05	4.20	4.15	3.94
	ηs,h		%	-		163	155	-		163	155
	Annual energy consumption		kWh/a	1,625	2,600	3,209	3,383	1,625	2,600	3,209	3,383

Indoor unit				FVA	71A	100A	125A	140A	71A	100A	125A	140A
Dimensions	Unit	HeightxWidthxDepth		mm	1,850x600x270	1,850x600x350			1,850x600x270	1,850x600x350		
Weight	Unit			kg	42	50			42	50		
Air filter	Type				Resin net							
Fan	Air flow rate	Cooling	Low/Medium/High	m^3/min	14/16/18	22/25/28	24/26/28	26/28/30	14/16/18	22/25/28	24/26/28	26/28/30
		Heating	Low/Medium/High	m^3/min	14/16/18	22/25/28	24/26/28	26/28/30	14/16/18	22/25/28	24/26/28	26/28/30
Sound power level	Cooling			dBA	55	62	63	65	55	62	63	65
Sound pressure level	Cooling	Low/Medium/High		dBA	38/41/43	44/47/50	46/48/51	48/51/53	38/41/43	44/47/50	46/48/51	48/51/53
	Heating	Medium/Nom./High		dBA	38/41/43	44/47/50	46/48/51	48/51/53	38/41/43	44/47/50	46/48/51	48/51/53
Control systems	Wired remote control				BRC1H52W/S/K / BRC1E53A / BRC1E53B / BRC1E53C / BRC1D52							
Power supply	Phase/Frequency/Voltage			Hz/V	1~/50/60/220-240/220							

Outdoor unit				RZAG	71NV1	100NV1	125NV1	140NV1	71NY1	100NY1	125NY1	140NY1
Dimensions	Unit	HeightxWidthxDepth		mm	870x1,100x460							
Weight	Unit			kg	81	85	95		81	85	94	
Sound power level	Cooling			dBA	64	66	69	70	64	66	69	70
	Heating			dBA	-		68	71	-		68	71
Sound pressure level	Cooling	Nom.		dBA	46	47	49	50	46	47	49	50
	Heating	Nom.		dBA	48	50	52		48	50	52	
Operation range	Cooling	Ambient	Min.~Max.	°CDB	-20~52							
	Heating	Ambient	Min.~Max.	°CWB	-20~18							
Refrigerant	Type/GWP				R-32/675							
	Charge			kg/TCO2Eq	3.20/2.16		3.70/2.50		3.20/2.16		3.70/2.50	
Piping connections	Liquid/Gas OD			mm	9.52/15.9							
	Piping length	OU - IU	Max.	m	55	85			55	85		
		System	Equivalent	m	75	100			75	100		
			Chargeless	m	40							
	Additional refrigerant charge			kg/m	See installation manual							
	Level difference IU - OU		Max.	m	30							
Power supply	Phase/Frequency/Voltage			Hz/V	1~/50 /220-240				3~/50 /380-415			
Current - 50Hz	Maximum fuse amps (MFA)			A	20	32			16			

Contains fluorinated greenhouse gases

SkyAir Advance-series BLUEVOLUTION

Floor standing unit

For commercial spaces with high ceilings

- Combination with Sky Air Advance-series ensures good value for money for all types of commercial applications
- Decrease of temperature variation by automatic fan speed selection or freely selectable 3-step fan speed.
- Improved comfort as a result of better airflow distribution from the vertical out blow which allows manual adjustment of air outlet blades at the top of the unit.
- Selectable horizontal out blow to better suit the layout of the room (via wired remote controller BRC1E*/BRC1H*)

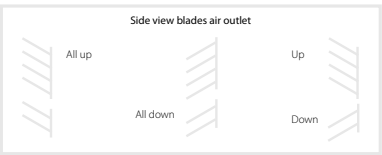

More details and final information can be found by scanning or clicking the QR codes.

FVA-A RZASG-MV1 RZASG-MY1

Efficiency data			FVA + RZASG	71A + 71MV1	100A + 100MV1	125A + 125MV1	140A + 140MV1	100A + 100MY1	125A + 125MY1	140A + 140MY1
Cooling capacity	Nom.		kW	6.80	9.50	12.1	13.4	9.50	12.1	13.4
Heating capacity	Nom.		kW	7.50	10.8	13.5	15.5	10.8	13.5	15.5
Space cooling	Energy efficiency class			A+		-		A+	-	
	Capacity	Pdesign	kW	6.80	9.50	12.1	13.4	9.50	12.1	13.4
	SEER			5.83	5.72	5.52	5.63	5.72	5.52	5.63
	ηs,c		%	-		218	222	-	218	222
	Annual energy consumption		kWh/a	408	581	1,314	1,428	581	1,314	1,428
Space heating (Average climate)	Energy efficiency class			A+	A	-		A	-	
	Capacity	Pdesign	kW	4.50	6.00		7.80	6.00		7.80
	SCOP/A			4.04	3.83	3.64	3.81	3.83	3.64	3.81
	ηs,h		%	-		143	149	-	143	149
	Annual energy consumption		kWh/a	1,559	2,193	2,308	2,866	2,193	2,308	2,866

Indoor unit				FVA	71A	100A	125A	140A	100A	125A	140A
Dimensions	Unit	HeightxWidthxDepth		mm	1,850x600x270	1,850x600x350					
Weight	Unit			kg	42	50					
Air filter	Type				Resin net						
Fan	Air flow rate	Cooling	Low/Medium/High	m^3/min	14/16/18	22/25/28	24/26/28	26/28/30	22/25/28	24/26/28	26/28/30
		Heating	Low/Medium/High	m^3/min	14/16/18	22/25/28	24/26/28	26/28/30	22/25/28	24/26/28	26/28/30
Sound power level	Cooling			dBA	55	62	63	65	62	63	65
Sound pressure level	Cooling	Low/Medium/High		dBA	38/41/43	44/47/50	46/48/51	48/51/53	44/47/50	46/48/51	48/51/53
	Heating	Medium/Nom./High		dBA	38/41/43	44/47/50	46/48/51	48/51/53	44/47/50	46/48/51	48/51/53
Control systems	Wired remote control				BRC1H52W/S/K / BRC1E53A / BRC1E53B / BRC1E53C / BRC1D52						
Power supply	Phase/Frequency/Voltage			Hz/V	1~/50/60/220-240/220						

Outdoor unit				RZASG	71MV1	100MV1	125MV1	140MV1	100MY1	125MY1	140MY1
Dimensions	Unit	HeightxWidthxDepth		mm	770x900x320	990x940x320					
Weight	Unit			kg	60	70		78	70		77
Sound power level	Cooling			dBA	65	70	71	73	70	71	73
	Heating			dBA	-		71	73	-	71	73
Sound pressure level	Cooling	Nom.		dBA	46	53		54	53		54
	Heating	Nom.		dBA	47	57					
Operation range	Cooling	Ambient	Min.~Max.	°CDB	-15~46						
	Heating	Ambient	Min.~Max.	°CWB	-15~15.5						
Refrigerant	Type/GWP				R-32/675						
	Charge			kg/TCO2Eq	2.45/1.65	2.60/1.76		2.90/1.96	2.60/1.76		2.90/1.96
Piping connections	Liquid/Gas OD			mm	9.52/15.9						
	Piping length	OU - IU	Max.	m	50						
		System	Equivalent	m	70						
			Chargeless	m	30						
	Additional refrigerant charge			kg/m	See installation manual						
	Level difference	IU - OU	Max.	m	30.0						
Power supply	Phase/Frequency/Voltage			Hz/V	1~/50 /220-240				3~/50 /380-415		
Current - 50Hz	Maximum fuse amps (MFA)			A	20	25	32		16		

Contains fluorinated greenhouse gases

SkyAir Alpha-series BLUEVOLUTION

Concealed floor standing unit

Designed to be concealed in walls

- Combination with Sky Air Alpha-series ensures best in class quality, highest efficiency and performance
- Discretely concealed in the wall: only the suction and discharge grilles are visible
- Requires very little installation space as the depth is only 200 mm
- Its low height (620 mm) enables the unit to fit perfectly beneath a window
- High ESP allows flexible installation

FNA-A9

RZAG25-60A

BRC1H52W BRP069C81

More details and final information can be found by scanning or clicking the QR codes.

FNA-A9 RZAG-A

Efficiency data				FNA + RZAG	35A9 + 35A	50A9 + 50A	60A9 + 60A
Cooling capacity	Min./Nom./Max.			kW	1.6/3.5/4.5	1.7/5.0/6.0	1.7/6.0/6.5
Heating capacity	Min./Nom./Max.			kW	1.40/4.00/5.00	1.70/5.00/6.00	1.70/7.00/7.50
Space cooling	Energy efficiency class				A+		
	Capacity	Pdesign		kW	3.50	5.00	6.00
	SEER				5.90		5.70
	Annual energy consumption			kWh/a	208	297	368
Space heating (Average climate)	Energy efficiency class				A		
	Capacity	Pdesign		kW	3.50	4.30	4.50
	SCOP/A				3.90		
	Annual energy consumption			kWh/a	1,255	1,542	1,616

Indoor unit				FNA	35A9	50A9	60A9
Dimensions	Unit	HeightxWidthxDepth		mm	620/720x790x200	620/720x1,190x200	
Weight	Unit			kg	23.0	30.0	
Air filter	Type				Resin net		
Fan	Air flow rate	Cooling	Low/High	m^3/min	7.3/8.7	13.5/16.0	
		Heating	Low/High	m^3/min	7.3/8.7	13.5/16.0	
	External static pressure	Nom./High		Pa	30/48	40/49	
Sound power level	Cooling			dBA	53.0	56.0	
Sound pressure level	Cooling	Low/Medium/High		dBA	28.0/31.0/33.0	30.0/33.0/36.0	
	Heating	Low/Nom./High		dBA	28.0/31.0/33.0	30.0/33.0/36.0	
Control systems	Infrared remote control				BRC4C65		
	Wired remote control				BRC1H52W/S/K / BRC1E53A / BRC1E53B / BRC1E53C / BRC1D52		
Power supply	Phase/Frequency/Voltage			Hz/V	1~/50/60/220-240/220		

Outdoor unit				RZAG	35A	50A	60A
Dimensions	Unit	HeightxWidthxDepth		mm	734x870x373		
Weight	Unit			kg	52		
Sound power level	Cooling			dBA	62.0	63.0	64.0
	Heating			dBA	62.0	63.0	64.0
Sound pressure level	Cooling	Nom.		dBA	48.0	49.0	50.0
	Heating	Nom.		dBA	48.0	49.0	50.0
Operation range	Cooling	Ambient	Min.~Max.	°CDB	-20~52		
	Heating	Ambient	Min.~Max.	°CWB	-20~24		
Refrigerant	Type/GWP				R-32/675.0		
	Charge			kg/TCO2Eq	1.55/1.05		
Piping connections	Liquid/Gas OD			mm	6.35/9.50	6.35/12.7	
	Piping length	OU - IU	Max.	m	50		
		System	Chargeless	m	30		
	Additional refrigerant charge			kg/m	0.02 (for piping length exceeding 30m)		
	Level difference	IU - OU	Max.	m	30.0		
Power supply	Phase/Frequency/Voltage			Hz/V	1~/50 /220-240		

Contains fluorinated greenhouse gases

Concealed floor standing unit

Designed to be concealed in walls

- Combination with split outdoor units is ideal for small retail, offices and residential applications
- Discretely concealed in the wall: only the suction and discharge grilles are visible
- Requires very little installation space as the depth is only 200 mm
- Its low height (620 mm) enables the unit to fit perfectly beneath a window
- High ESP allows flexible installation

More details and final information can be found by scanning or clicking the QR codes.

FNA-A9 RXM-R RXM-R9

Efficiency data				FNA + RXM	25A9 + 25R9	35A9 + 35R9	50A9 + 50R	60A9 + 60R
Cooling capacity	Nom.			kW	2.60	3.40	5.00	6.00
Heating capacity	Nom.			kW	3.20	4.00	5.80	7.00
Space cooling	Energy efficiency class				A+			A
	Capacity		Pdesign	kW	2.60	3.40	5.00	6.00
	SEER				5.68	5.70	5.77	5.56
	Annual energy consumption			kWh/a	160	209	303	378
Space heating (Average climate)	Energy efficiency class				A+			
	Capacity		Pdesign	kW	2.80	2.90	4.00	4.60
	SCOP/A				4.24	4.05	4.09	4.16
	Annual energy consumption			kWh/a	924	1,002	1,368	1,547

Indoor unit				FNA	25A9	35A9	50A9	60A9
Dimensions	Unit	HeightxWidthxDepth		mm	620 (1) / 720 x790 x200		620 (1) / 720 x1,190 x200	
Weight	Unit			kg	23.0		30.0	
Air filter	Type				Resin net			
Fan	Air flow rate	Cooling	Low/High	m^3/min	7.3 /8.7		13.5 /16.0	
		Heating	Low/High	m^3/min	7.3 /8.7		13.5 /16.0	
	External static pressure	Nom./High		Pa	30 /48		40 /49	
Sound power level	Cooling			dBA	53.0		56.0	
Sound pressure level	Cooling	Low/Medium/High		dBA	28.0 /31.0 /33.0		30.0 /33.0 /36.0	
	Heating	Low/Nom./High		dBA	28.0 /31.0 /33.0		30.0 /33.0 /36.0	
Control systems	Infrared remote control				BRC4C65			
	Wired remote control				BRC1H52W/S/K / BRC1E53A / BRC1E53B / BRC1E53C / BRC1D52			
Power supply	Phase/Frequency/Voltage			Hz/V	1~/50/60/220-240/220			

Outdoor unit				RXM	25R9	35R9	50R	60R
Dimensions	Unit	HeightxWidthxDepth		mm	552 x840 x350		734 x954 x401	
Weight	Unit			kg	32		49.0	
Sound pressure level	Cooling	Nom.		dBA	46.0	49.0	48.0	
	Heating	Nom.		dBA	47.0	49.0		
Operation range	Cooling	Ambient	Min.~Max.	°CDB	-10 ~50 / 46		-10 ~50 / 46	
Refrigerant	Type				R-32			
	GWP				675		675.0	
	Charge			kg/TCO2Eq	0.76 /0.52		1.15 /0.780	
Piping connections	Liquid	OD		mm	6.35		6	
	Gas	OD		mm	9.50		12.7	
	Piping length	OU - IU	Max.	m	20		30	
		System	Chargeless	m	10			
	Additional refrigerant charge			kg/m	0.02 (for piping length exceeding 10m)			
	Level difference	IU - OU	Max.	m	15		20.0	
Power supply	Phase/Frequency/Voltage			Hz/V	1~/50 /220-240			
Current - 50Hz	Maximum fuse amps (MFA)			A	13		16	

(1)Including installation legs | Contains fluorinated greenhouse gases



Biddle air curtains

Biddle air curtains provide highly efficient solutions for retailers and consultants to combat the issue of climate separation across their outlet or office doorway.

Biddle air curtain portfolio

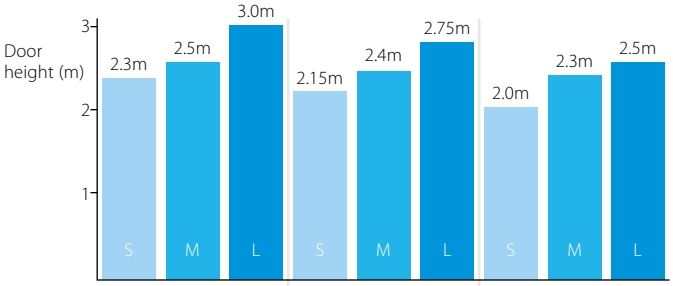

Installation condition	Favourable	Normal	Unfavourable
	ex: covered shopping mall or revolving door entrance	ex: little direct wind, no opposite open doors, building with ground floor only	ex: location at a corner or square, multiple floors and / or open stairwell

Type	Product name	Features	
Biddle standard air curtain free hanging	CYQ S/M/L-DK-F	- CYQ - Biddle air curtain for connection to ERQ - Connectable to ERQ heat pump - Cassette model (C): mounted into a false ceiling leaving only the decoration panel visible - Free-hanging model (F): easy wall mounted installation - Recessed model (R): neatly conceiled in the ceiling - A payback period of less than 1.5 years compared to installing an electric air curtain - Easy and quick to install at reduced costs since no additional water systems, boilers and gas connections are required	
Biddle standard air curtain cassette	CYQ S/M/L-DK-C		
Biddle standard air curtain recessed	CYQ S/M/L-DK-R		

Biddle air curtain nomenclature

CY Q S 150 DK 80 F S N

- N = No controller
- C = Controller as standard
- Color: B = White (RAL 9016); S = Grey (RAL 9006)
- Installation type: F = Free hanging; C = Cassette; R = Recessed
- Capacity class (kW)
- Daikin direct expansion
- Door width (cm)
- Range: S = Small; M = Medium; L = Large
- V = Connectable to VRV; Q = Connectable to ERQ
- Biddle air curtain

Biddle air curtain for ERQ

- Connectable to ERQ heat pump
- ERQ is among the first DX systems suitable for connection to air curtains
- Free-hanging model (F): easy wall mounted installation
- Cassette model (C): mounted into a false ceiling leaving only the decoration panel visible
- Recessed model (R): neatly concealed in the ceiling
- A payback period of less then 1.5 years compared to installing an electric air curtain
- Easy and quick to install at reduced costs since no additional water systems, boilers and gas connections are required
- PATENTED TECHNOLOGY: Maximum energy efficiency stemming from almost zero down flow turbulence, optimised air flow and the application of advanced discharge rectifier technology
- Around 85% air separation efficiency, greatly reducing both heat loss and required indoor unit heating capacity

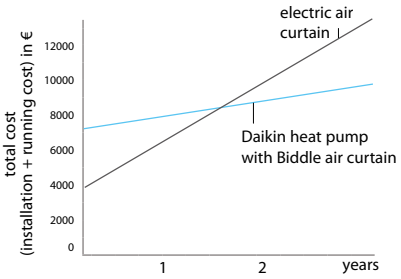

More details and final information can be found by scanning or clicking the QR codes.

CYQ

Outdoor units portfolio for connection to Biddle air curtains

System	Type	Product name	Condensing units		71	100	125	140	200	250
Air cooled	Heat pump	ERQ-AV1 [1] Condensing Units	- High efficiency - High comfort levels - Easy design and installation - Maximize installation flexibility by offering 4 types of control systems			●	●	●		
		ERQ-AW1 [1] Condensing Units					●		●	●

1) Only use the condensing units in combinations with an air handling unit.

				Small			Medium			
				CYQS150DK80 *BN/*SN	CYQS200DK100 *BN/*SN	CYQS250DK140 *BN/*SN	CYQM100DK80 *BN/*SN	CYQM150DK80 *BN/*SN	CYQM200DK100 *BN/*SN	CYQM250DK140 *BN/*SN
Heating capacity	Speed 3		kW	9.0	11.6	16.2	9.2	11.0	13.4	19.9
Power input	Fan only	Nom.	kW	0.35	0.46	0.58	0.37	0.56	0.75	0.94
	Heating	Nom.	kW	0.35	0.46	0.58	0.37	0.56	0.75	0.94
Delta T	Speed 3		K	15		16	17	14	13	15
Casing	Colour			BN: RAL9010 / SN: RAL9006						
Dimensions	Unit	Height F/C/R	mm	270/270/270						
		Width F/C/R	mm	1,500/1,500/1,548	2,000/2,000/2,048	2,500/2,500/2,548	1,000/1,000/1,048	1,500/1,500/1,548	2,000/2,000/2,048	2,500/2,500/2,548
		Depth F/C/R	mm	590/821/561						
Required ceiling void >			mm	420						
Door height	Max.		m	2.3 (1) / 2.15 (2) / 2.0 (3)	2.3 (1) / 2.15 (2) / 2.0 (3)	2.3 (1) / 2.15 (2) / 2.0 (3)	2.5 (1) / 2.4 (2) / 2.3 (3)	2.5 (1) / 2.4 (2) / 2.3 (3)	2.5 (1) / 2.4 (2) / 2.3 (3)	2.5 (1) / 2.4 (2) / 2.3 (3)
Door width	Max.		m	1.5	2.0	2.5	1.0	1.5	2.0	2.5
Weight	Unit		kg	66	83	107	57	73	94	108
Fan-Air flow rate	Heating	Speed 3	m^3/h	1,746	2,328	2,910	1,605	2,408	3,210	4,013
Sound pressure level	Heating	Speed 3	dBA	49	50	51	50	51	53	54
Refrigerant	Type / GWP			R-410A / 2,087.5						
Piping connections	Liquid/OD/Gas/OD		mm	9.52/16.0		9.52/19.0	9.52/16.0			9.52/19.0
Required accessories (should be ordered separately)				Daikin wired remote control (BRC1H51(9)W/S/K / BRC1E53A/B/C / BRC1D52)						
Power supply	Voltage		V	230						

				Large			
				CYQL100DK125*BN/*SN	CYQL150DK200*BN/*SN	CYQL200DK250*BN/*SN	CYQL250DK250*BN/*SN
Heating capacity	Speed 3		kW	15.6	23.3	29.4	31.1
Power input	Fan only	Nom.	kW	0.75	1.13	1.50	1.88
	Heating	Nom.	kW	0.75	1.13	1.50	1.88
Delta T	Speed 3		K	15		14	12
Casing	Colour			BN: RAL9010 / SN: RAL9006			
Dimensions	Unit	Height F/C/R	mm	370/370/370			
		Width F/C/R	mm	1,000/1,000/1,048	1,500/1,500/1,548	2,000/2,000/2,048	2,500/2,500/2,548
		Depth F/C/R	mm	774/1,105/745			
Required ceiling void >			mm	520			
Door height	Max.		m	3.0 (1) / 2.75 (2) / 2.5 (3)	3.0 (1) / 2.75 (2) / 2.5 (3)	3.0 (1) / 2.75 (2) / 2.5 (3)	3.0 (1) / 2.75 (2) / 2.5 (3)
Door width	Max.		m	1.0	1.5	2.0	2.5
Weight	Unit		kg	76	100	126	157
Fan-Air flow rate	Heating	Speed 3	m^3/h	3,100	4,650	6,200	7,750
Sound pressure level	Heating	Speed 3	dBA	53	54	56	57
Refrigerant	Type / GWP			R-410A / 2,087.5			
Piping connections	Liquid/OD/Gas/OD		mm	9.52/16.0	9.52/19.0	9.52/22.0	
Required accessories (should be ordered separately)				Daikin wired remote control (BRC1H51(9)W/S/K / BRC1E53A/B/C / BRC1D52)			
Power supply	Voltage		V	230			

(1) Favorable conditions: covered shopping mall or revolving door entrance (2) Normal conditions: little direct wind, no opposite open doors, building with ground floor only
(3) Unfavorable conditions: location at a corner or square, multiple floors and/or open stairway



SKY AIR ALPHA-SERIES - LOW HEIGHT UNIT

LOW SOUND ENCLOSURE FOR SKY AIR
ALPHA-SERIES (RZAG-N) AND ADVANCE-SERIES (RZA-D)

Outdoor units

A range of industry leading technology outdoor units

Products overview outdoor units 430
Benefits overview outdoor units 431
SkyAir A-series 432
Low sound enclosure 433
Variable Refrigerant Temperature 434
Replacement technology 435

R-32 BLUEVOLUTION range 436
RZAG-A SkyAir Alpha-series 436
RZAG-NV1/NY1 SkyAir Alpha-series 436
RZASG-MV1/MY1 SkyAir Advance-series 437
RZA-D SkyAir Advance-series 438
ARXM-R/
AZAS-MV1/MY1 SkyAir Active-series 439
Multi model and VRV range
See Split or VRV chapter

Rooftop 440
Why choose Daikin Rooftop series 440
UATYA-BBAY1 442
UATYA-BFC2Y1 442
UATYA-BFC3Y1 443
UATYA-BRS4 443
Options & Accessories 446

Pair solution

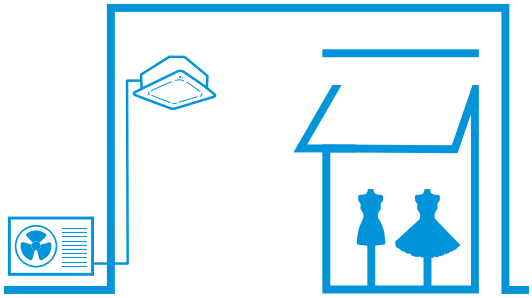

Twin, triple, double twin solution

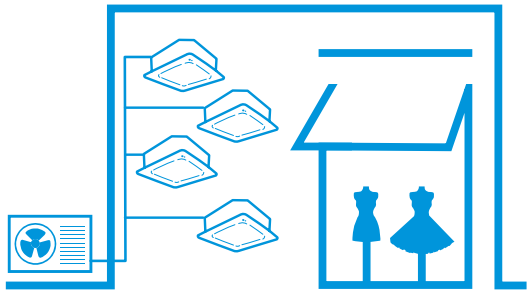

Multi solution

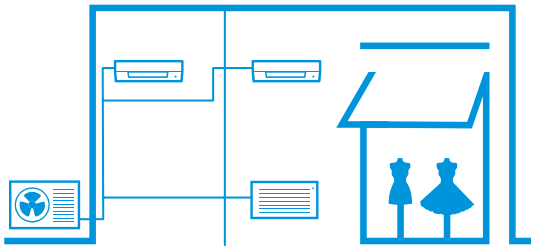

Products overview outdoor units

Low height.
High value.

Pair, twin, triple & double twin application

BLUEVOLUTION
R-32 SkyAir A-series

System	Type	Model	Product name	35	50	60	71	100	125	140	200	250
				3.5 kW	5.0 kW	6.0 kW	6.8 kW	9.5 kW	12.1 kW	13.4 kW		
Air cooled	Heat pump	**SkyAir Alpha-series** R-32 A++ (A+++ - D) - Industry leading technology for commercial applications - Dedicated solution for infrastructure cooling - Variable Refrigerant Temperature (RZAG71-100-125-140 series) - Maximum piping length up to 85m (50m for RZAG35-50-60) - Replacement technology - Extended operation range down to -20°C in both heating and cooling - Pair, twin, triple and double twin application (RZAG71-100-125-140 series)	RZAG-A RZAG-NV1/NY1									
		SkyAir Advance-series R-32 A+ (A+++ - D) - Technology and comfort combined for commercial applications - Very compact and easy to install outdoor units - Maximum piping length up to 50m (RZA-D up to 100m) - Replacement technology - Operation range down to -15°C both cooling and in heating (RZA-D down to -20°C) - Pair, twin, triple and double twin application	RZASG-MV1/MY1									
			RZA-D									
		SkyAir Active-series R-32 A (A+++ - D) - Ideal solution for busy environments and small shops - Very compact and easy to install outdoor units - Maximum piping length up to 30m - Replacement technology - Easy-to-mount outdoor units: roof, terrace or wall - Exclusively offered for pair applications	ARXM-R AZAS-MV1/MY1									

Benefits overview outdoor units

			SkyAir Alpha-series		SkyAir Advance-series		SkyAir Active-series
			RZAG-A	RZAG-NV1/NY1	RZASG-MV1/MY1	RZA-D	AZAS-MV1/MY1
We care icons	Seasonal efficiency - Smart use of energy	Seasonal efficiency gives a more realistic indication on how efficient air conditioners operate over an entire heating or cooling season.	A++ (A+++ - D)	A++ (A+++ - D)	A+ (A+++ - D)	-	A (A+++ - D)
We care icons	Inverter technology	Inverter compressors continuously adjust compressor speed to actual demand. Fewer power-consuming starts and stops result in decreased energy consumption (up to 30%) and more stable temperatures.	●	●	●	●	●
We care icons	Replacement technology	Quick and quality system replacement in the most cost effective way	●	●	●	●	●
Comfort	Night quiet	Lowers the operation sound of the outdoor unit automatically.	●	●	●	●	●
Comfort	Auto cooling-heating changeover	Automatically selects cooling or heating mode to achieve the set temperature.	●	●	●	●	●
Other functions	Variable refrigeration temperature	The intelligent systems ensures highest energy savings with additional comfort to better suit application requirements.		●			
Other functions	Twin/triple/double twin application	2, 3 or 4 indoor units can be connected to only 1 outdoor unit. All indoor units operate within the same mode (cooling or heating) from one remote control.		●	●	●	
Other functions	Swing compressor	Outdoor units are fitted with a swing compressor, renowned for its low noise and high reliability	●	●	●	●	●
Other functions	Guaranteed operation down to -20°C	Daikin is suitable for all climates, even withstanding severe winter conditions with an operation range down to -20°C.	●	●		●	
Other functions	Infrastructure cooling	For high sensible, infrastructure cooling applications, dedicated infrastructure cooling settings and allowing asymmetric combinations enhance the system's reliability.	●	●			
Other functions	Low sound enclosure	Dedicated Daikin developed and tested low sound enclosure, reducing sound power by up to -10 dB(A)		○		○	

Technical benefit overview SkyAir A-series

	SkyAir Alpha-series		SkyAir Advance-series		SkyAir Active-series
	RZAG-A	RZAG-NV1/NY1	RZASG-MV1/MY1	RZA-D	AZAS-MV1/MY1
Compact single fan casing on the entire range	●	●	●	●	●
Maximum piping length	50 m	85 m	50 m	100 m	30 m
Pivoting front plate		●	●	●	●
7 segment display		●	●	●	●
Increased factory charge	●	●			
Integrated leak check		●			
Refrigerant bottom plate pass		●			
Specially deveoloped R-32 swing compressor	●	●	●	●	●
Refrigerant cooled PCB		●	●	●	●
Intelligent Tablet controller - Onecta app	○	○	○	○	○

● standard, ○ optional

SkyAir Advance-series

SkyAir Alpha-series

Low height.
High value.

Unique, low-height single fan range

SkyAir Alpha-series
RZAG71-100-125-140NV1/NY1

SkyAir Advance-series
RZA200-250D

Compact unit, easy to transport



Market-leading serviceability and handling

Fast and easy access to all critical component

- Single screw access
- Wider access area

Newly positioned handle for easier carrying

Low sound enclosure

EKLN140A

–10 dB(A)!

Benefits

Dedicated Daikin option for:
- Sky Air Alpha-series
- Sky Air Advance-series
- VRV 5 S-series

Fully optimised and tested in Daikin factory
- Guaranteed performance levels (sound, capacity, efficiency)

Outdoor unit sound reduction of up to -10 dB(A) on sound power levels
- Enabling to meet local sound requirements
- Increased flexibility to apply outdoor units
- Reduces sound on the entire sound spectrum

Minimal capacity reduction
- Separated air intake and discharge to prevent air flow short circuit
- No additional calculations needed thanks to factory tested data

Easy to integrate
- Anthracite (RAL 7016), highly aesthetic finishing
- Mechanically designed to perfectly suit the Sky Air Alpha/ Advance and VRV 5 S-series casings
- Self-supporting; can be installed on any flat surface

Fast & easy installation & servicing
- 100 % weather resistant
- Easy opening to access most system components

Durable
- 3 years warranty on all components
- Made of stainless steel with robust double layer powder coating, ensuring maximum corrosion resistance

Tried and tested: values that you can rely on

Our low sound enclosure eliminates possible problems and reduces your workload significantly:

- **No incompatibilities** – tested combinations with the outdoor unit that you want to encase
- **No surprises** – measured and guaranteed sound reduction according to ISO 3744
- **No calculations** – tested performance values for capacity and efficiency



Sound power level measurement in acoustic chamber

Sound enclosure				EKLN140A
Casing	Colour			Anthracite (RAL 7016)
	Material			Sheet metal
Dimensions	Unit	Height	mm	1,100
		Width	mm	1,400
		Depth	mm	1,500
	Packed unit	Height	mm	1,017
		Width	mm	1,517
		Depth	mm	917
Weight	Unit		kg	152
	Packed unit		kg	186
Combines with	Sky Air Alpha-series			RZAG-NV1/NY1
	Sky Air Advance-series			RZA-D
	VRV 5 S-series			RXYSA-AV1/AY1

Variable Refrigerant Temperature

The ultimate customer experience

- ☑ Increases air discharge temperature and eliminates cold drafts!
- ☑ Increased customer comfort and reduced energy consumption!

› The system automatically increases its evaporating temperature (Te) when the gap between the actual indoor temperature (Tin) and the setpoint (Tset) is becoming smaller, increasing comfort and providing more stable operation

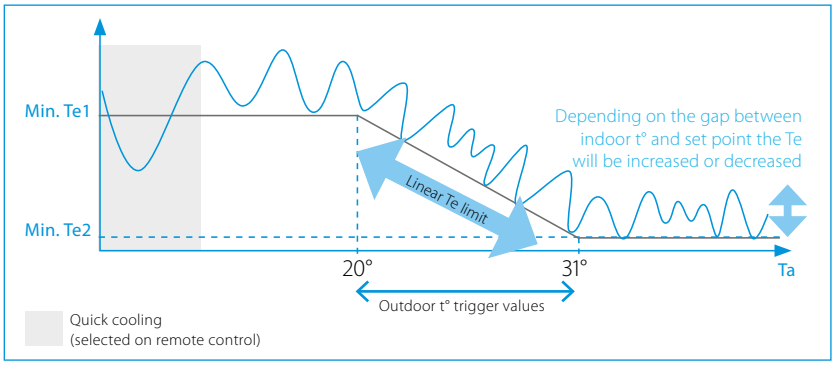

Case study: JBC, Vilvoorde

- ☑ Two pair systems are installed in the same zone allowing comparison
- ☑ More energy efficient: up to 20% lower energy consumption

Average energy consumption over 5 months of operation

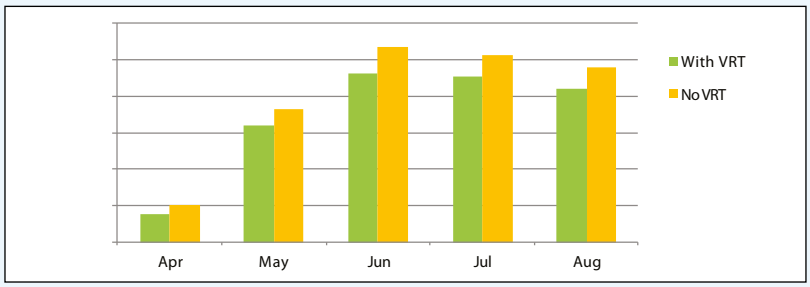

- ☑ Improved comfort: higher discharge temperatures

› More stable and continuous operation
› Average discharge temperature increased with 3~4°C

Replacement technology

The quick and quality way of upgrading R-22 and R-410A systems

Benefits to increase your profit

Optimise your business

Less installation time

Tackle more projects in less time thanks to faster installation. It is more profitable than replacing the full system with new piping.

Lower installation costs

Reducing installation costs enables you to offer customers the most cost-effective solution and improve your competitive edge.

Replace non-Daikin systems

NON DAIKIN → DAIKIN

It is a trouble-free replacement solution for Daikin systems and for systems made by other manufacturers.

Easy as one-two-three

A simple solution for replacement technology enables you to handle more projects for more customers in less time and offer them the best price! Everybody gains.

The benefits will convince your customer

- ☑ To prevent unexpected breakdown
- ☑ To lower running costs
- ☑ To protect the environment
- ☑ To improve comfort

Your copper pipes will last for multiple generations

- copper pipes used in air conditioning systems tested by Daikin will last over 60 years after installation.

How does it work?

The Daikin low-cost upgrade solution

! Replace indoor units

Contact your local dealer to check compatibility in case you need to keep the indoor units.

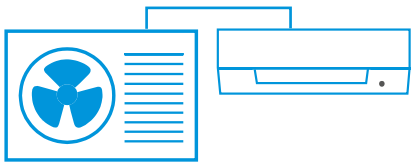

✓ Replace outdoor units

Learn more about Daikin replacement solutions at www.daikin.eu/en_us/knowledge-center/replacement-technology.html

Unique technologies

› Cleaning free piping re-usage thanks to unique hepta filtering for maximum particle reduction

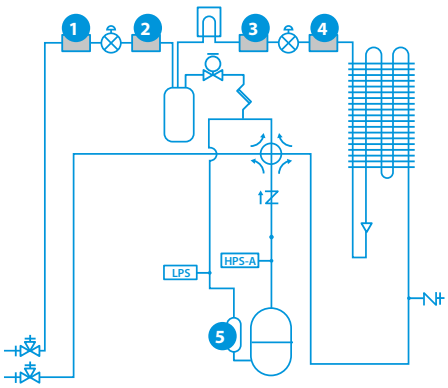



› New expansion valve needle material, with high corrosion resistance
› New type oil for maximum system protection

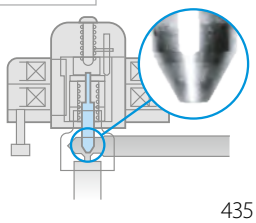

R-32

SkyAir Alpha-series BLUEVOLUTION

Sky Air Alpha-series

Industry leading technology for commercial applications and even for technical rooms

- Unique, low-height single fan range
- Compact dimensions allow almost unoticeable installation
- Market-leading serviceability and handling, thanks to wide access area, 7-segment display and additional handle
- The perfect balance in efficiency and comfort thanks to Variable Refrigerant Temperature: top seasonal efficiency throughout most of the year and quick reaction speed on the hottest days.
- Suits high sensible, infrastructure cooling applications
- Replace existing systems with R-32 technology without needing to replace the piping
- Guarantees operation in both heating and cooling mode down to -20°C
- Refrigerant cooled PCB guarantees reliable cooling, as it is not influenced by ambient temperature.
- Maximum piping length up to 85m (50m for RZAG-A)
- Outdoor units for pair, twin, triple, double twin application
- Combines with EKLN-A low sound enclosure

RZAG-NV1_NY1

Comfort cooling combination table

		FCAHG-H				FCAG-B							FFA-A9				FDA-A	FDXM-F9			FBA-A(9)							FHA-A(9)							NEW FAA-B		FTXM-R				FUA-A			FNA-A9				FVA-A			
capacity class		71	100	125	140	35	50	60	71	100	125	140	35	50	60	125	35	50	60	35	50	60	71	100	125	140	35	50	60	71	100	125	140	71	100	35	50	60	71	71	100	125	35	50	60	71	100	125	140
RZAG35A						P							P				P			P							P									P								P						
RZAG50A							P							P				P			P							P									P								P						
RZAG60A								P							P				P			P							P									P								P					
RZAG71NV1	RZAG71NY1	P				2			P				2				2			2			P				2			P				P							P			2			P			
RZAG100NV1	RZAG100NY1		P			3	2			P			3	2			3	2		3	2			P			3	2			P				P							P		3	2			P		
RZAG125NV1	RZAG125NY1			P		4	3	2			P		4	3	2	P	4	3	2	4	3	2			P		4	3	2			P											P	4	3	2			P	
RZAG140NV1	RZAG140NY1	2			P	4	3		2			P	4	3			4	3		4	3		2			P	4	3		2			P	2						2			4	3		2			P

P = pair application ; 2/3/4 = twin/triple/double twin application

Infrastructure cooling combination table

		FTXM-R				NEW FAA-B			FHA-A(9)							FBA-A(9)							FDXM-F9			FUA-A			FNA-A9			FVA-A				FFA-A9			FCAHG-H				FCAG-B						
capacity class		35	50	60	71	71	100	35	50	60	71	100	125	140	35	50	60	71	100	125	140	35	50	60	71	100	125	35	50	60	71	100	125	140	35	50	60	71	100	125	140	35	50	60	71	100	125	140
RZAG35A			P						P							P								P							P													P					
RZAG50A				P						P							P								P							P													P					
RZAG60A					P						P							P																												P				
RZAG71NV1	RZAG71NY1						P	3	2			P			3	2			P			3	2			P		3	2			P			3	2			P			3	2			P		
RZAG100NV1	RZAG100NY1					2		4	3		2			P	4	3		2			P	4	3		2			4	3		2			P	4	3		2			P	4	3		2			P
RZAG125NV1	RZAG125NY1					2		4	3		2			P	4	3		2			P	4	3		2			4	3		2			P	4	3		2			P	4	3		2			P
RZAG140NV1	RZAG140NY1					2		4	3		2			P	4	3		2			P	4	3		2			4	3		2			P	4	3		2			P	4	3		2			P

P = Pair, 2 = Twin, 3 = Triple, 4 = Double twin; For more information on infrastructure cooling options refer to infrastructure cooling catalogue.

More details and final information can be found by scanning or clicking the QR codes.

RZAG-A RZAG-NV1 RZAG-NY1

Outdoor Unit				RZAG	35A	50A	60A	71NV1	100NV1	125NV1	140NV1	71NY1	100NY1	125NY1	140NY1
Dimensions	Unit	HeightxWidthxDepth		mm	734 x870 x373			870 x1,100 x460							
Weight	Unit			kg	52			81	85	95		81	85	94	
Sound power level	Cooling			dBA	62.0	63.0	64.0	64	66	69	70	64	66	69	70
	Heating			dBA	62.0	63.0	64.0	-		68 (1)	71 (1)	-		68 (1)	71 (1)
Sound pressure level	Cooling	Nom.		dBA	48.0	49.0	50.0	46	47	49	50	46	47	49	50
	Heating	Nom.		dBA	48.0	49.0	50.0	48	50	52		48	50	52	
Operation range	Cooling	Ambient	Min.~Max.	°CDB	-~-			-20 ~52							
	Heating	Ambient	Min.~Max.	°CWB	-~-			-20 ~18							
Refrigerant	Type/GWP				R-32/675.0			R-32/675							
	Charge			kg/TCO2Eq	1.55 /1.05			3.20 /2.16		3.70 /2.50		3.20 /2.16		3.70 /2.50	
Piping connections	Liquid/ Gas	OD		mm	6.35 /9.50	6.35 /12.7		9.52 /15.9							
	Piping length	OU - IU	Max.	m	50			55	85			55	85		
		System	Equivalent	m	-			75	100			75	100		
			Chargeless	m	30			40							
	Additional refrigerant charge			kg/m	0.02 (for piping length exceeding 30m)			See installation manual							
	Level difference	IU - OU	Max.	m	30.0			30							
Power supply	Phase/Frequency/Voltage			Hz/V	1~/50 /220-240							3~/50 /380-415			
Current - 50Hz	Maximum fuse amps (MFA)			A	-			20	32			16			

(1)According to ENER Lot 21 | Contains fluorinated greenhouse gases

R-32

SkyAir Advance-series BLUEVOLUTION

Sky Air Advance-series

Technology and comfort combined for commercial applications

- High efficiency:
  - Energy labels up to A++ (cooling) / A+ (heating)
  - compressor offers substantial efficiency improvements
- Very compact and easy to install
- Replace existing systems with R-32 technology without needing to replace the piping
- Guarantees operation in both heating and cooling mode down to -15°C
- Refrigerant cooled PCB guarantees reliable cooling, as it is not influenced by ambient temperature.
- Maximum piping length up to 50m, minimum piping length has no limitation
- Outdoor units for pair, twin, triple, double twin application

RZASG100-140MV1_MY1

Pair, twin, triple and double twin application

		FCAG-B							FFA-A9			FDXM-F9			FBA-A(9)						
capacity class		35	50	60	71	100	125	140	35	50	60	35	50	60	35	50	60	71	100	125	140
RZASG71MV1		2			P				2			2			2			P			
RZASG100MV1	RZASG100MY1	3	2			P			3	2		3	2		3	2			P		
RZASG125MV1	RZASG125MY1	4	3	2			P		4	3	2	4	3	2	4	3	2			P	
RZASG140MV1	RZASG140MY1	4	3		2			P	4	3		4	3		4	3		2			P

		FDA-A	FHA-A(9)							FUA-A			NEW FAA-B		FVA-A				FNA-A9		
capacity class		125	35	50	60	71	100	125	140	71	100	125	71	100	71	100	125	140	35	50	60
RZASG71MV1			2			P				P			P		P				2		
RZASG100MV1	RZASG100MY1		3	2			P				P			P		P			3	2	
RZASG125MV1	RZASG125MY1	P	4	3	2			P				P					P		4	3	2
RZASG140MV1	RZASG140MY1		4	3		2			P	2			2		2			P	4	3	

P = Pair, 2 = Twin, 3 = Triple, 4 = Double twin

More details and final information can be found by scanning or clicking the QR codes.

RZASG-MV1 RZASG-MY1

Outdoor Unit				RZASG	71MV1	100MV1	125MV1	140MV1	100MY1	125MY1	140MY1
Dimensions	Unit	HeightxWidthxDepth		mm	770x900x320	990x940x320					
Weight	Unit			kg	60	70		78	70		77
Sound power level	Cooling			dBA	65	70	71	73	70	71	73
	Heating			dBA	-		71	73	-	71	73
Sound pressure level	Cooling	Nom.		dBA	46	53		54	53		54
	Heating	Nom.		dBA	47	57					
Operation range	Cooling	Ambient	Min.~Max.	°CDB	-15~46						
	Heating	Ambient	Min.~Max.	°CWB	-15~15.5						
Refrigerant	Type/GWP				R-32/675						
	Charge			kg/TCO2Eq	2.45/1.65	2.60/1.76		2.90/1.96	2.60/1.76		2.90 /1.96
Piping connections	Liquid/Gas OD			mm	9.52/15.9						
	Piping length	OU - IU	Max.	m	50						
		System	Equivalent	m	70						
			Chargeless	m	30						
	Additional refrigerant charge			kg/m	See installation manual						
	Level difference IU - OU		Max.	m	30.0						
Power supply	Phase/Frequency/Voltage			Hz/V	1~/50 /220-240				3~/50 /380-415		
Current - 50Hz	Maximum fuse amps (MFA)			A	20	25	32		16		

(1)According to ENER Lot 21 | Contains fluorinated greenhouse gases

R-32

SkyAir Advance-series
BLUEVOLUTION

Sky Air Advance-series

Large Sky Air system for commercial applications in the most compact casing ever

- Compact (870mm high) and lightweight single fan design makes the unit unobtrusive, saves space and is easy to install
- Market-leading serviceability and handling, thanks to wide access area, 7-segment display and additional handle
- Choosing for an R-32 product, reduces the environmental impact with 68% compared to R-410A, leads directly to lower energy consumption thanks to its high energy efficiency and has a lower refrigerant charge
- Replace existing systems with R-32 technology without needing to replace the piping
- Guarantees operation in heating mode down to -20°C
- Refrigerant cooled PCB guarantees reliable cooling, as it is not influenced by ambient temperature.
- Maximum piping length up to 100m
- Maximum installation height difference up to 30m
- Outdoor units for pair, twin, triple, double twin application
- Combines with EKLN-A low sound enclosure

RZA-D

Comfort cooling combination table

	FCAG-B					FFA-A9		FDXM-F9		FBA-A(9)					FHA-A(9)					FDA-A			FUA-A			NEW FAA-B		FNA-A9	
capacity class	50	60	71	100	125	50	60	50	60	50	60	71	100	125	50	60	71	100	125	125	200	250	71	100	125	71	100	50	60
RZA200A	4	3	3	2		4	3	4	3	4	3	3	2		4	3	3	2			P		3	2		3	2	4	3
RZA250A		4			2		4		4		4			2		4			2	2		P			2				4

More details and final information can be found by scanning or clicking the QR codes.

RZA-D

Outdoor Unit				**RZA**	**200D**	**250D**
Dimensions	Unit	HeightxWidthxDepth		mm	870x1,100x460	
Weight	Unit			kg	117	
Sound power level	Cooling			dBA	73	76
	Heating			dBA	76	79
Sound pressure level	Cooling	Nom.		dBA	53	57
	Heating	Nom.		dBA	60	63
Operation range	Cooling	Ambient	Min.~Max.	°CDB	-20~46	
	Heating	Ambient	Min.~Max.	°CWB	-20~15	
Refrigerant	Type/GWP				R-32/675	
	Charge			kg/TCO2Eq	5/3.38	
Piping connections	Liquid/Gas OD			mm	9.52/22.2	
	Piping length	OU - IU	Max.	m	100	
		System	Chargeless	m	30	
	Additional refrigerant charge			kg/m	See installation manual	
Power supply	Phase/Frequency/Voltage			Hz/V	3~/50 /380-415	
Current - 50Hz	Maximum fuse amps (MFA)			A	20	

Contains fluorinated greenhouse gases

R-32

SkyAir Active-series BLUEVOLUTION

Sky Air Active-series

Ideal solution for busy environments and small shops

- High efficiency:
  - Energy labels up to A+ (cooling) / A (heating)
  - compressor offers substantial efficiency improvements
- Choosing for an R-32 product, reduces the environmental impact with 68% compared to R-410A and leads directly to lower energy consumption thanks to its high energy efficiency
- Very compact and easy to install
- Replace existing systems with R-32 technology without needing to replace the piping

- Guarantees operation in heating mode down to -15°C and in cooling mode down to -5°C
- Refrigerant cooled PCB guarantees reliable cooling, as it is not influenced by ambient temperature.
- Piping length up to 30m
- Exclusively offered for pair applications

AZAS100-140MV1_MY1

Pair application

	FCAG-B				FBA-A(9)				NEW FAA-B				ADEA-A		
Capacity class	71	100	125	140	71	100	125	140	71	100	125	140	71	100	125
ARXM-R	P				P				P				P		
AZAS-MV1		P	P	P		P	P	P		P				P	P
AZAS-MY1		P	P	P		P	P	P		P					

P = pair application

More details and final information can be found by scanning or clicking the QR codes.

ARXM-R AZAS-MV1 AZAS-MY1

Outdoor Unit					ARXM71R	AZAS100MV1	AZAS125MV1	AZAS140MV1	AZAS100MY1	AZAS125MY1	AZAS140MY1
Dimensions	Unit	HeightxWidthxDepth		mm	734x954x401	990x940x320					
Weight	Unit			kg	49.0	70		78	70		77
Sound power level	Cooling			dBA	-	70	71	73	70	71	73
	Heating			dBA	-		71	73	-	71	73
Sound pressure level	Cooling	Nom.		dBA	52.0	53		54	53		54
	Heating	Nom.		dBA	52.0	57					
Operation range	Cooling	Ambient	Min.~Max.	°CDB	--~-	-5~46					
	Heating	Ambient	Min.~Max.	°CWB	--~-	-15~15.5					
Refrigerant	Type/GWP				R-32/675						
	Charge			kg/TCO2Eq	1.15/0.780	2.60/1.76		2.90/1.96	2.60/1.76		2.90 /1.96
Piping connections	Liquid/Gas OD			mm	9.52/15.9						
	Piping length	OU - IU	Max.	m	30						
		System	Equivalent	m	-	50					
			Chargeless	m	-	30					
	Additional refrigerant charge			kg/m	0.035 (for piping length exceeding 10m)	See installation manual					
	Level difference	IU - OU	Max.	m	20.0	30.0					
Power supply	Phase/Frequency/Voltage			Hz/V	1~/50 /220-240				3~/50 /380-415		
Current - 50Hz	Maximum fuse amps (MFA)			A	-	25	32		16		

Contains fluorinated greenhouse gases

Wide range

of R-32 rooftop units to cover your needs

TÜV NORD

ErP 2021 COMPLIANT

Made-To-Stock units (MTS)

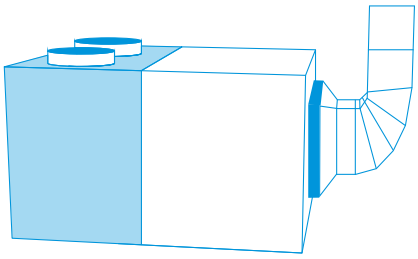

48 predefined units readily available from stock

- Fast delivery
- 3 versions: Base, 2 dampers and 3 dampers
  - Thermodynamic heat recovery available on full FC3 range
- Extended capacity up to 190 kW!
- Comes with a wide range of standard integrated features

Made-To-Order units (MTO)

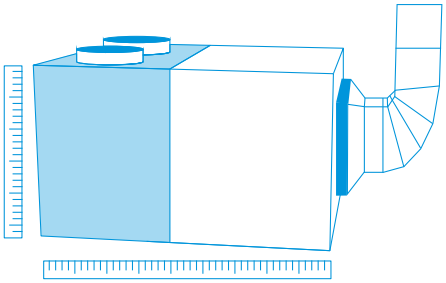

Fully customizable units for maximum flexibility

- Almost infinite configuration possibilities thanks to wide choice of options
- 4 versions: Base, 2 dampers, 3 dampers and 4 dampers
  - Thermodynamic heat recovery available on full FC3 range
  - Premium efficiency plate heat exchanger available on RS4 range
- Extended capacity up to 190 kW!
- Comes with a wide range of standard integrated features
- Easy selection via selection software: rooftop.daikin.eu

Products overview rooftops

BLUEVOLUTION

Capacity class (kW)

Type	Model	MTS Product name	Refrigerant	Version	25	30	40	50	60	70	80	90	100	110	120	140	150	160	180	190
Air cooled Heat pump	Rooftop unit With extensive base package for high installation flexibility and easy servicing - 'Plug and play' for easy installation - High efficiency - Field convertible return and supply air - Direct integration with Daikin or third party BMS - Factory pre-charged refrigerant	UATYA-BBAY1	R-32	MTS MTO	•	•	•	•	•	•	•	•	•	•	•	•	•	•	•	•
	Rooftop unit 2 damper version with integrated fresh air - Free cooling with up to 100% fresh air intake - Comes with all Base model features	UATYA-BFC2Y1		MTS MTO	•	•	•	•	•	•	•	•	•	•	•	•	•	•	•	•
	Rooftop unit 3 damper version with integrated fresh air and extraction - Integrated extraction damper eliminates over-pressure - Thermodynamic heat recovery, recovering waste heat - Comes with all FC2 model features	UATYA-BFC3Y1		MTS MTO	•	•	•	•	•	•	•	•	•	•	•	•	•	•	•	•
	Rooftop unit 4 damper version with integrated fresh air, extraction and plate heat exchanger - Premium efficiency plate heat exchanger, recovering waste heat - Comes with all FC3 model features	UATYA-BRS4*		MTO	•	•	•	•	•	•	•	•	•	•	•	•	•	•	•	•

* Indicative model name. Correct model name to be retrieved from selection software.

Standard integrated features on all Made-To-Stock and Made-To-Order units

1 R-32 refrigerant

› Top sustainability thanks to the use of low GWP (675) refrigerant
› Single component refrigerant, easy to re-use and recycle

R-32

BLUEVOLUTION

2 Inverter driven compressors

› Great year-round seasonal efficiency
› Available up to 120 kW models

3 Increased capacity range up to 190 kW!

› More flexibility to tackle larger projects with a small footprint

25 kW — 190 kW

4 25 mm double skinned panels

› Ensuring long-lasting life and providing good thermal and sound insulation

5 Full color touch display

› Intuitive to use
› Better visualisation of unit parameters

6 Integrated connectivity

› Direct integration into Daikin intelligent Touch Manager BMS (via BACNET protocol)
› Easy integration in 3rd party BMS systems via Ethernet port (BACnet TCP/IP & Modbus TCP/IP) or 3-cable port (Modbus over RS485)

7 Selection software

› Easy selection of the correction unit and options based on location conditions
› Direct availability of technical drawings

Select and configure your rooftop now!

rooftop.daikin.eu

More standard integrated features

› ISO Coarse 75% filter (G4) (standard for MTS only)
› Standard clogged filter alarm
› Flexible air delivery
› Hydrophilic aluminum fins on indoor and outdoor unit side
› Mesh coil guard on outdoor heat exchanger
› Factory mounted drain pan with heater
› Single operation voltage-free contact
› Power supply connection safety through max/min voltage relay and reversed phase connection

Find out all about the R-32 rooftop range in this product webinar:

4 versions to choose from

UATYA-BBAY1

High installation flexibility and easy servicing

- Easy to install 'plug and play' concept plus single installation configuration; no additional piping is required since indoor and outdoor sides are pre-connected
- High efficiency and reliable scroll compressor
- Factory pre-charged refrigerant ensures clean and efficient operation

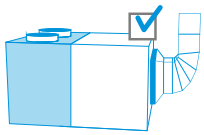

Made-To-Stock units (MTS)

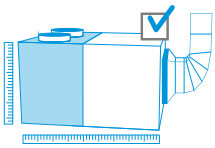

Made-To-Order units (MTO)

HEATING OPERATION EXAMPLE

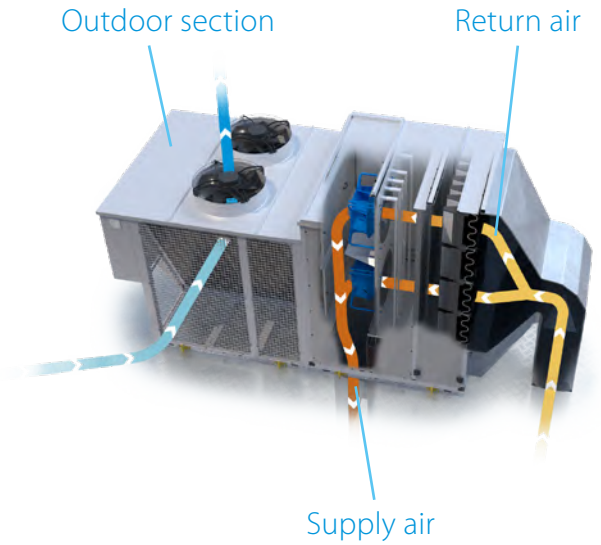

UATYA-BFC2Y1

2 damper version, with integrated fresh air

- Free cooling with up to 100% fresh air possible
  - Improved air quality
  - Energy saving using fresh outdoor air to cool the building
- Includes all Base model features

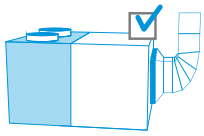

Made-To-Stock units (MTS)

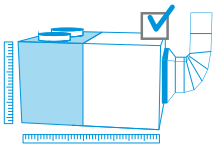

Made-To-Order units (MTO)

HEATING OPERATION EXAMPLE

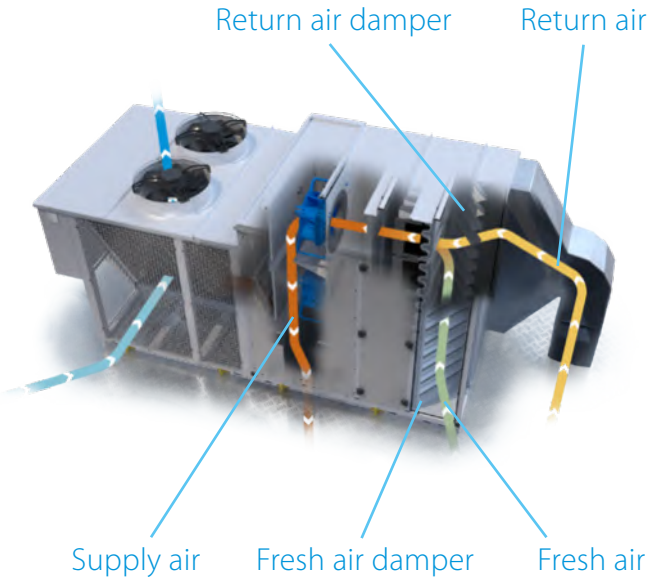

UATYA-BFC3Y1

3 damper version, with integrated fresh air and extraction

- Extraction damper integrated
  - Eliminates excessive overpressure in the building
  - Including high efficient extraction fan for optimum air circulation in larger buildings
- Thermodynamic heat recovery
  - Saves energy by recovering waste heat through the outdoor heat exchanger
  - Available on all models
- Includes all FC2 model features

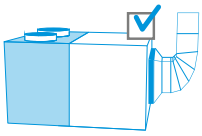

Made-To-Stock units (MTS)

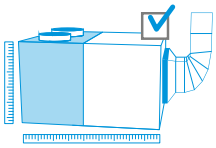

Made-To-Order units (MTO)

HEATING OPERATION EXAMPLE

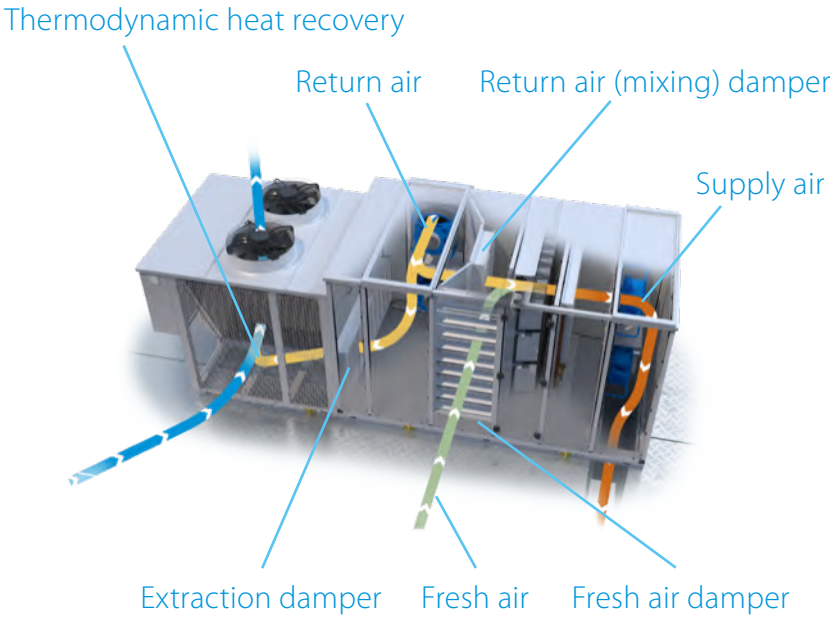

UATYA-BRS4*

4 damper version, with integrated fresh air, extraction and plate heat recovery

- Premium efficiency counter flow plate heat exchanger
  - Recovers up to 58% waste heat from the return air
  - Available in 50% and 100% return air heat recovery
- Bypass damper to allow plate heat exchange or free cooling
- Additional thermodynamic heat recovery available up to 50kW models
- Includes all FC3 model features
- Only available as Made-To-Order model

* Indicative model name. Correct model name to be retrieved from selection software.

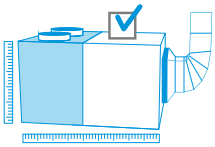

Made-To-Order units (MTO) only

PLATE HEAT RECOVERY MODE IN HEATING OPERATION

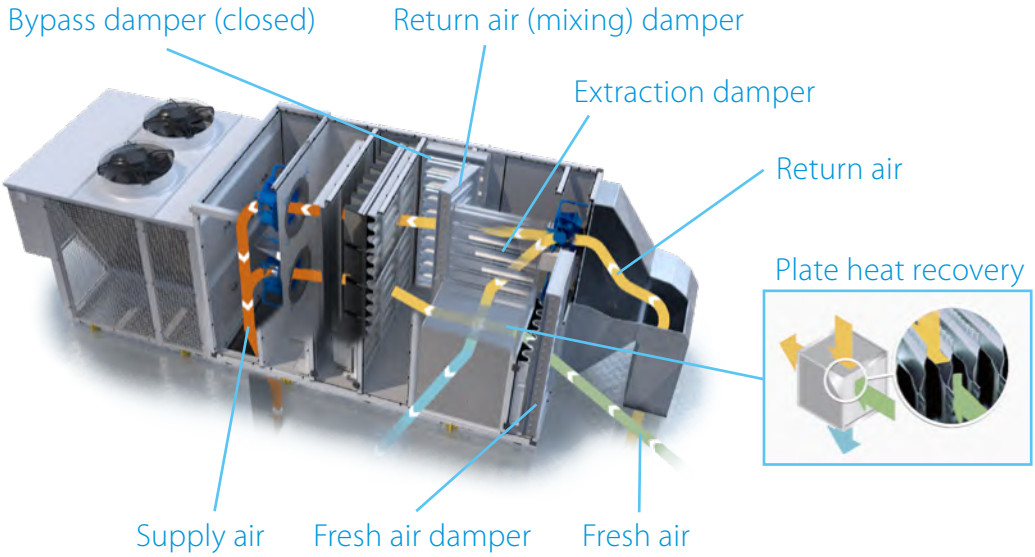

Specifications Made-To-Stock units

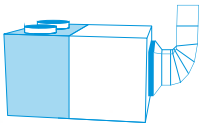

UATYA-BBAY1

UATYA20-30BBAY1

More details and final information can be found by scanning or clicking the QR codes.

UATYA-BBAY1

Indoor Unit				UATYA-BBAY1	25	30	40	50	60	70	80	90	100	110	120	140	150	160	180	190
Cooling capacity	Nom.			kW	25.8	33.4	38.7	45.7	58.8	65.3	74.8	89.8	95.8	108.9	115.0	133.4	144.7	154.6	171.9	187.0
Heating capacity	Nom.			kW	25.3	31.1	36.3	46.2	55.1	64.9	68.5	84.2	92.8	101.5	108.0	123.1	136.4	147.1	157.1	176.9
EER					2.83	3.09	3.06	2.96	3.12	2.92	3.09	3.06	2.97	2.99	2.91	3.14	3.02	3.05	3.07	2.97
COP					3.22	3.31	3.26	3.24	3.25	3.21	3.37	3.22	3.20	3.35	3.25	3.44	3.33	3.26	3.33	3.27
Space cooling	Capacity	Pdesign		kW	25.8	33.4	38.7	45.7	58.8	65.3	74.8	89.8	95.8	108.9	115.0	133.4	144.7	154.6	171.9	187.0
	SEER				4.62	4.89	5.39	5.26	5.50	4.53	5.56	5.47	5.17	5.29	5.15	4.38	4.26	4.27	4.15	4.08
	ηs,c			%	181.6	192.6	212.5	207.0	217.1	178.1	219.4	215.8	203.7	208.6	203.0	172.1	167.2	167.6	162.8	160.2
Space heating (Average climate)	Capacity	Pdesign		kW	25.3	31.1	36.3	46.2	55.1	64.9	68.5	84.2	92.8	101.5	108.0	123.1	136.4	147.1	157.1	176.9
	SCOP/A				3.35	3.38	3.67	3.65	3.47	3.41	3.70	3.65	3.62	3.56	3.53	3.39	3.36	3.34	3.31	3.34
	ηs,h			%	131.0	132.2	143.8	143.0	135.6	133.5	145.2	143.0	141.6	139.3	138.3	132.5	131.4	130.8	129.5	130.6
Evaporator	Supply side	Air discharge direction			Bottom, Right, Left															
		Fan	Air flow rate	m^3/h	4,500	5,800	7,500	9,000	11,000	13,000	14,500	16,500	18,000	19,800	21,600	25,000	26,500	28,000	30,500	31,500
			Nominal ESP	Pa	300															
	Return side	Air intake direction			Rear															
		Thermodynamic heat recovery			No															
	Fresh air	Standard			No															
Condenser	Air flow rate	Cooling		m^3/h	15,725	16,038	16,374	16,341	31,183	32,203	35,774	37,285	36,195	38,143	36,865	70,704	72,395	67,733	70,200	72,005
	Refrigerant	GWP			675															
		Charge		kg/TCO2Eq	7.0/4,725	10.0/6,750	12.0/8,100	15.0/10,125	18.0/12,150		23.0/15,525	24.0/16,200	28.0/18,900	30.0/20,250	36.0/24,300	38.0/25,650		46.0/31,050	50.0/33,750	
Dimensions	Unit	Height		mm	1,924		2,374		1,924		2,374									
		Width		mm	2,250															
		Depth		mm	2,427				4,317							5,117				
Weight	Unit			kg	852	908	966	986	1,551	1,651	1,798	1,856	1,922	2,008	2,018	2,454	2,462	2,504	2,558	2,636
Casing	Colour				-															
Sound pressure level	Cooling			dBA	63.9	66.0	68.0	67.3	69.0	68.1	72.6	68.7	69.9	70.6	74.2	68.3		68.7	69.1	70.0
Sound power level	Cooling			dBA	82.2	84.3	86.8	86.1	88.5	87.5	92.5	88.6	89.8	90.5	94.1	88.6		89.0	89.3	90.2
Operation range	Cooling	Min. ~ Max.		°CDB	-10 ~ 48															
	Heating	Min. ~ Max.		°CWB	-15 ~ 26															
Power supply	Phase/Frequency/Voltage			Hz/V	3~/50 /400															
Current	Recommended fuses			A	25	40		50		63	80	100				160			200	

UATYA-BFC2Y1

UATYA60-70BFC2Y1

More details and final information can be found by scanning or clicking the QR codes.

UATYA-BFC2Y1

Indoor Unit				UATYA-C2Y1	25BF	30BF	40BF	50BF	60BF	70BF	80BF	90BF	100BF	110BF	120BF	140BF	150BF	160BF	180BF	190BF
Cooling capacity	Nom.			kW	25.8	33.4	38.7	45.7	58.8	65.3	74.8	89.8	95.8	108.9	115.0	133.4	144.7	154.6	171.9	187.0
	With 30% fresh air			kW	27.7	35.9	41.5	48.9	63.0	69.9	80.7	96.6	102.7	117.0	122.7	143.1	154.9	165.7	184.2	200.5
Heating capacity	Nom.			kW	25.3	31.1	36.3	46.2	55.1	64.9	68.5	84.2	92.8	101.5	108.0	123.1	136.4	147.1	157.1	176.9
	With 30% fresh air			kW	25.6	31.3	36.5	46.3	55.1	65.1	69.2	84.7	94.8	102.1	108.7	124.2	137.5	148.4	158.7	180.2
EER	With 30% fresh air				2.97	3.26	3.21	3.10	3.28	3.06	3.26	3.24	3.13	3.13	3.03	3.29	3.16	3.19	3.21	3.10
COP	With 30% fresh air				3.41	3.56	3.48	3.51	3.47	3.44	3.62	3.47	3.46	3.60	3.48	3.69	3.57	3.50	3.58	3.55
Space cooling	Capacity	Pdesign		kW	25.8	33.4	38.7	45.7	58.8	65.3	74.8	89.8	95.8	108.9	115.0	133.4	144.7	154.6	171.9	187.0
	SEER				4.62	4.89	5.39	5.26	5.50	4.53	5.56	5.47	5.17	5.29	5.15	4.38	4.26	4.27	4.15	4.08
	ηs,c			%	181.6	192.6	212.5	207.0	217.1	178.1	219.4	215.8	203.7	208.6	203.0	172.1	167.2	167.6	162.8	160.2
Space heating (Average climate)	Capacity	Pdesign		kW	25.3	31.1	36.3	46.2	55.1	64.9	68.5	84.2	92.8	101.5	108.0	123.1	136.4	147.1	157.1	176.9
	SCOP/A				3.35	3.38	3.67	3.65	3.47	3.41	3.70	3.65	3.62	3.56	3.53	3.39	3.36	3.34	3.31	3.34
	ηs,h			%	131.0	132.2	143.8	143.0	135.6	133.5	145.2	143.0	141.6	139.3	138.3	132.5	131.4	130.8	129.5	130.6
Evaporator	Supply side	Air discharge direction			Frontal, Left				Bottom, Right, Left											
		Fan	Air flow rate	m^3/h	4,500	5,800	7,500	9,000	11,000	13,000	14,500	16,500	18,000	19,800	21,600	25,000	26,500	28,000	30,500	31,500
			Nominal ESP	Pa	300															
	Return side	Air intake direction			Rear, Left, Right															
		Thermodynamic heat recovery			No															
	Fresh air	Standard			Yes															
		Ratio	Standard	%	30															
			In free cooling	%	100															
Condenser	Air flow rate	Cooling		m^3/h	15,725	16,038	16,374	16,341	31,183	32,203	35,774	37,285	36,195	38,143	36,865	70,704	72,395	67,733	70,200	72,005
	Refrigerant	GWP			675															
		Charge		kg/TCO2Eq	7.0/4,725	10.0/6,750	12.0/8,100	15.0/10,125	18.0/12,150		23.0/15,525	24.0/16,200	28.0/18,900	30.0/20,250	36.0/24,300	38.0/25,650		46.0/31,050	50.0/33,750	
Dimensions	Unit	Height		mm	1,924		2,374		1,924		2,374									
		Width		mm	2,250															
		Depth		mm	2,943				4,879							5,679				
Weight	Unit			kg	981	1,014	1,084	1,143	1,703	1,803	1,984	2,040	2,110	2,196	2,206	2,658	2,668	2,708	2,746	2,828
Casing	Colour				-															
Sound pressure level	Cooling			dBA	63.9	66.0	68.0	67.3	69.0	68.1	72.6	68.7	69.9	70.6	74.2	68.3		68.7	69.1	70.0
Sound power level	Cooling			dBA	82.2	84.3	86.8	86.1	88.5	87.5	92.5	88.6	89.8	90.5	94.1	88.6		89.0	89.3	90.2
Operation range	Cooling	Min. ~ Max.		°CDB	-10 ~ 48															
	Heating	Min. ~ Max.		°CWB	-15 ~ 26															
Power supply	Phase/Frequency/Voltage			Hz/V	3~/50 /400															
Current	Recommended fuses			A	25	40		50		63	80	100				160			200	

UATYA-BFC3Y1

UATYA80-120BFC3Y1

More details and final information can be found by scanning or clicking the QR codes.

UATYA-BFC3Y1

Indoor Unit				UATYA-BFC3Y1	25	30	40	50	60	70	80	90	100	110	120	140	150	160	180	190
Cooling capacity	Nom.			kW	25.8	33.4	38.7	45.7	58.8	65.3	74.8	89.8	95.8	108.9	115.0	133.4	144.7	154.6	171.9	187.0
	With 30% fresh air			kW	27.8	36.1	42.5	49.6	63.7	70.5	81.3	96.8	104.3	118.0	124.5	145.6	156.8	168.3	186.5	204.4
Heating capacity	Nom.			kW	25.3	31.1	36.3	46.2	55.1	64.9	68.5	84.2	92.8	101.5	108.0	123.1	136.4	147.1	157.1	176.9
	With 30% fresh air			kW	26.0	32.4	38.3	47.7	57.1	68.6	71.6	87.2	97.9	107.0	112.3	132.0	147.5	160.0	173.5	191.6
EER	With 30% fresh air				2.96	3.20	3.27	3.12	3.23	3.00	3.21	3.22	3.14	3.11	3.01	3.26	3.14	3.18	3.21	3.14
COP	With 30% fresh air				3.38	3.48	3.51	3.46	3.40	3.39	3.56	3.45	3.42	3.57	3.40	3.62	3.57	3.49	3.63	3.50
Space cooling	Capacity	Pdesign		kW	25.8	33.4	38.7	45.7	58.8	65.3	74.8	89.8	95.8	108.9	115.0	133.4	144.7	154.6	171.9	187.0
	SEER				4.62	4.89	5.39	5.26	5.50	4.53	5.56	5.47	5.17	5.29	5.15	4.38	4.26	4.27	4.15	4.08
	ηs,c			%	181.6	192.6	212.5	207.0	217.1	178.1	219.4	215.8	203.7	208.6	203.0	172.1	167.2	167.6	162.8	160.2
Space heating (Average climate)	Capacity	Pdesign		kW	25.3	31.1	36.3	46.2	55.1	64.9	68.5	84.2	92.8	101.5	108.0	123.1	136.4	147.1	157.1	176.9
	SCOP/A				3.35	3.38	3.67	3.65	3.47	3.41	3.70	3.65	3.62	3.56	3.53	3.39	3.36	3.34	3.31	3.34
	ηs,h			%	131.0	132.2	143.8	143.0	135.6	133.5	145.2	143.0	141.6	139.3	138.3	132.5	131.4	130.8	129.5	130.6
Evaporator	Supply side	Air discharge direction			Frontal, Left				Bottom, Right, Left, Frontal											
		Fan	Air flow rate	m^3/h	4,500	5,800	7,500	9,000	11,000	13,000	14,500	16,500	18,000	19,800	21,600	25,000	26,500	28,000	30,500	31,500
			Nominal ESP	Pa	300															
	Return side	Air intake direction			Rear				Right											
		Fan	Air flow rate	m^3/min	4,500	5,800	7,500	9,000	11,000	13,000	14,500	16,500	18,000	19,800	21,600	25,000	26,500	28,000	30,500	31,500
			Nominal ESP	Pa	300															
		Thermodynamic heat recovery			Yes															
	Fresh air	Standard			Yes															
		Ratio	Standard	%	30															
			In free cooling	%	100															
Condenser	Air flow rate	Cooling		m^3/h	15,725	16,038	16,374	16,341	31,183	32,203	35,774	37,285	36,195	38,143	36,865	70,704	72,395	67,733	70,200	72,005
	Refrigerant	GWP			675															
		Charge		kg/TCO2Eq	7.0/4,725	10.0/6,750	12.0/8,100	15.0/10,125	18.0/12,150		23.0/15,525	24.0/16,200	28.0/18,900	30.0/20,250	36.0/24,300	38.0/25,650		46.0/31,050	50.0/33,750	
Dimensions	Unit	Height		mm	1,924		2,374		1,924		2,374									
		Width		mm	2,250															
		Depth		mm	3,514				6,317							7,117				
Weight	Unit			kg	1,166	1,196	1,310	1,329	1,996	2,094	2,336	2,382	2,452	2,548	2,558	3,024	3,035	3,074	3,192	3,271
Casing	Colour				-															
Sound pressure level	Cooling			dBA	63.9	66.0	68.0	67.3	69.0	68.1	72.6	68.7	69.9	70.6	74.2	68.3		68.7	69.1	70.0
Sound power level	Cooling			dBA	82.2	84.3	86.8	86.1	88.5	87.5	92.5	88.6	89.8	90.5	94.1	88.6		89.0	89.3	90.2
Operation range	Cooling	Min. ~ Max.		°CDB	-10 ~ 48															
	Heating	Min. ~ Max.		°CWB	-15 ~ 26															
Power supply	Phase/Frequency/Voltage			Hz/V	3~/50 /400															
Current	Recommended fuses			A	25	40		50		63	80	100				160			200	

Specifications Made-To-Order units

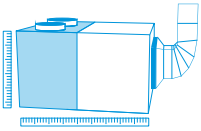

All naming in the tables above is valid for Made-To-Stock units only.

For specifications and configuration of Made-To-Order units refer to our selection software.

Select and configure your rooftop now!
rooftop.daikin.eu

Options - Sky Air

	INDOOR UNITS	FCAHG-H FCAG-B	FFA-A9	FDXM-F9	FBA-A(9)
Panels	Decoration panel (obligatory for cassette units, optional for others)	Standard panels: BYCQ140E (white) / BYCQ140EW (full white)(1) / BYCQ140EB (black) Auto cleaning panels(2) (4): BYCQ140EGF (white) / BYCQ140EGFB (black) Designer panels: BYCQ140EP (white) / BYCQ140EPB (black)	BYFQ60CW (white) BYFQ60CS (silver) BYFQ60B3 (standard)		
	Panel spacer for reducing required installation height		KDBQ44B60 (only for standard panel)		
	Sealing kit for 3- or 2-directional air discharge	KDBHQ56B140 (11)	BDBHQ44C60		
	Sensor kit	BRYQ140B (white) BRYQ140BB (black) BRYQ140C (white designer) BRYQ140CB (black designer)	BRYQ60AW (white)(9) BRYQ60AS (silver)(9)		
Individual control systems	Onecta app	BRP069C82 (14) (18)	BRP069C81 (18)	BRP069C81	BRP069C81 (18)
	Infrared remote control (incl. receiver)	BRC7FA532F (white) (11) (16) BRC7FA532FB (black) (11) (16) BRC7FB532F (designer white) (11) (16) BRC7FB532FB (designer black) (11) (16)	BRC7EB530W for standard panel (5)(6) BRC7F530W for white panel (5)(6) BRC7F530S - for silver panel (5)(6)	BRC4C65	BRC4C65
	Madoka **BRC1H519W7** (9) (White) / **BRC1H519S7** (9) (Silver) / **BRC1K519K7** (9) (Black) User-friendly wired remote controller with premium design	●	●	●	●
	BRC1E53A/B/C (3) (13) - Wired remote controller with full-text interface and back-light	●	●	●	●
Centralised control systems	DIII-net connection - for connection to centralized control	standard	standard	standard	standard
	DCC601A51 - intelligent Tablet Controller	●	●	●	●
	DCS601C51 (13) - intelligent Touch Controller	●	●	●	●
	DCS302C51 (13) - Central remote controller	●	●	●	●
	DCS301B51 (13) - Unified ON/OFF controller	●	●	●	●
Building Management System & Standard protocol interfaces – for individual control	**RTD-NET** - Modbus interface for monitoring and control	●	●	●	●
	RTD-10 - Modbus interface for infrastructure cooling	●	●	●	●
	RTD-20 - Modbus interface for retail	●	●	●	●
	RTD-HO - Modbus interface for hotel	●	●	●	●
	KLIC-DI - KNX Interface	●	●	●	●
Building Management System & Standard protocol interfaces – for central control	**DCM601A51** - intelligent Touch Manager	●	●	●	●
	EKMBDXB - Modbus interface	●	●	●	●
	DCM010A51 - Daikin PMS interface	●	●	●	●
	DMS502A51 - BACnet Interface	●	●	●	●
	DMS504B51 - LonWorks Interface	●	●	●	●
Filters	Replacement long-life filter, non-woven type	KAF5511D160	KAF441C60		
	Auto cleaning filter	see deco panel		BAE20A62 (25 - 35) BAE20A102 (50 - 60)	
	Filter chamber				
Wiring and sensors	Extension wire auto cleaning panel (required when auto cleaning panel AND Onecta app are both installed)				
	KRCS - External wired temperature sensor	KRCS01-7B	KRCS01-4	KRCS01-4	KRCS01-4
	K.RSS - External wireless temperature sensor	SB.K.RSS_RFC (EKEWTSC-2 + K.RSS)	●		●
Wiring and sensors Adapters	Wiring adapter with 2 output signals (compressor/ Error, Fan output)	KRP1BA58 (10)(11)	KRP1B57 (10)	KRP1B56 (10)	
	Adapter (interlock for fresh air intake fan)				KRP1B54
	Adapter with 4 output signals (compressor / Error, Fan, Aux, heater, Humidifier output)	EKRP1C12 (10)(11)	EKRP1B2		EKRP1B2 (7)
	Adapter for centralised external monitoring/control (controls 1 entire DIII-NET system)			KRP2A53 (10)	KRP2A51 (7)(10)
	Adapter for external monitoring/control via dry contacts and setpoint control via 0-140 Ω	KRP4A53 (10)(11)(17)	KRP4A51	KRP4A54-9	KRP4A52 (10)
	Adapter for keycard and/or window contact connection (in combination with BRC1H*, BRC1/2/3E* only)	BRP7A53	BRP7A53	BRP7A54 (10)	BRP7A51 (12)
	Installation box/Mounting plate for adapter PCBs (when there is no space in the switchbox, an installation box is required)	KRP1H98A (11)	KRP4A93	KRP1BB101	KRP1B101/KRP1BB101
	Wiring kit for Remote ON/OFF or Forced OFF	standard	standard	standard	standard
Others	Drain pump kit				
	Multi zoning kit (for detailed model code overview refer to multizoning argue card in this catalogue)			2 dampers (25 - 35) 3 dampers (25 - 35) 4 dampers (50) 5 dampers (60)	2 dampers (35 - 50) 3 dampers (35 - 50) 4 dampers (35 - 71) 5 dampers (60 - 140) 6 dampers (60 - 140) 7 dampers (100 - 140) 8 dampers (100 - 140)
	L-type piping kit (upward direction)				
	Fresh air intake kit (direct installation type)	KDDP55C160-1 (chamber) KDDP55D160-2 (diffuser) (11)	KDDQ44XA60		
	Air discharge adapter for round duct				KDAP25A56A (35-50) KDAP25A71A (60-71) KDAP25A140A (100-140)

(1) Dirt formation is more easily visible on white insulation. It is recommended not to install this option in environments with a high concentration of dirt.
(2) To be able to control option BYCQ140EG(F)/EGFB, controller BRC1H*, BRC1E* is needed. These options cannot be combined with RXYSQ*, multi or non-inverter split units
(3) Included languages are:
A: English, German, French, Dutch, Spanish, Italian and Portuguese
B: English, Bulgarian, Croatian, Czech, Hungarian, Romanian and Slovenian
C: English, Greek, Polish, Russian, Albanian, Slovak and Turkish
(4) The option is intended exclusively for use in fine dust enviornments (e.g. Clothing shops). Do not use it in environments that are greasy or have high humidity. F = finer mesh
(5) Sensing function is not available
(6) Individual flap control function not available
(7) If installing an electrical heater, an option PCB for external electrical heater (EKRP1B2) for each indoor unit is required. These options require mounting plate KRP4A96. Electrical heaters and humidifiers are field-supplied. Do not install them inside the equipment.
(8) Mounting plate KRP4A96 is required for these options. Maximum 2 option PCB's can be mounted.

FDA125A	FDA200-250A	ADEA-A	FAA-B	FTXM-R	FHA-A(9)	FUA-A	FVA-A	FNA-A9
BYBS125D (19)						KDBTP49B140		
						KDBHP49B140		
BRP069C81 (18)	BRP069C82 (20)	BRP069C81 (18)	BRP069C81 (18)	Integrated in PCB	BRP069C81 (18)	BRP069C81 (18)	BRP069C81 (18)	BRP069C81 (18)
BRC4C65	BRC4C65	BRC4C65	BRC7EA631 (71 class) BRC7EA632 (100 class)	ARC466A67	BRC7GA53-9	BRC7C58		BRC4C65
●	●	●	●		●	●	●	●
●	●	●	●	● (BRC073A1) BRCW901A03/A08 extention cords available) (15)	●	●	●	●
standard	standard	standard	standard	KRP928BB2S (15)	standard	standard	standard	standard
●	●	●	●		●	●	●	●
●	●	●	●	● (15)	●	●	●	●
●	●	●	●	● (15)	●	●	●	●
●	●	●	●	● (15)	●	●	●	●
●	●	●	●	● (15)	●	●	●	●
●	●	●	●	● (15)	●	●	●	●
●	●	●	●	● (15)	●	●	●	●
●	●	●	●	● (15)	●	●	●	●
●	●	●	●	● (KLIC DD) (15)	●	●	●	●
●	●	●	●	● (15)	●	●	●	●
●	●	●	●	● (15)	●	●	●	●
●	●	●	●	● (15)	●	●	●	●
●	●	●	●	● (15)	●	●	●	●
●	●	●	●	● (15)	●	●	●	●
	BAFL502A250 (20)				KAF501B56 (35-50) KAF501B80 (60-71) KAF501B160 (100-140)	KAF5511D160	KAFJ95L160	
	BDD500B250							
KRCS01-4	KRCS01-8B	KRCS01-4	KRCS01-4		KRCS01-4	KRCS01-4		KRCS01-4
●	SB.K.RSS_FDA (EKEWTSC-1 + K.RSS)	●			●	●		●
	KRP4A51 (17)		KRP4A51 (10)	KRP413AB1S (15)			KRP1B57 (10)	
KRP1C64 (8)	KRP1C65	KRP1B54			KRP1B54 (10)			
EKRP1B2 (7)	EKRP1C13	EKRP1B2 (7)						KRP1B56
KRP2A51 (8)	KRP2A51 (17)	KRP2A51 (7)(10)						
		KRP4A52 (10)			KRP4A52 (10)	KRP4A53 (10)	KRP4A52 (10)	KRP4A54-9
BRP7A54 (8)	BRP7A54	BRP7A51 (12)	BRP7A51 (10)		BRP7A52 (10)	BRP7A53 (10)	BRP7A52 (10)	BRP7A51
KRP4A96		KRP1B101/KRP1BB101	KRP4B93		KRP1D93A (21)	KRP1BA97	KRP4AA95	KRP1BB101
EKRORO3		standard	standard		EKRORO4	EKRORO5	standard	standard
	BDU510B250VM		K-KDU572KVE		KDU50R63 (35 - 60) KDU50R160 (71 - 140)			
		2 dampers (35 - 50) 3 dampers (35 - 50) 4 dampers (35 - 71) 5 dampers (60 - 140) 6 dampers (60 - 140) 7 dampers (100 - 140) 8 dampers (100 - 140)						
					KHFP5MA35 (35) KHFP5N63 (50-60) KHFP5N160 (71-140)			
					KDDQ50A140			
KDAJ25K140A		KDAP25A56A (35-50) KDAP25A71A (60-71) KDAP25A140A (100-140)						

(9) This option cannot be used with RR and RQ models
(10) Requires installation box for adapter PCB, refer to table for model code
(11) This option cannot be combined with BYCQ140EG(F)/EGFB
(12) Maximum 2 optional PCBs can be mounted
(13) Applicable boxes (KJB*) to mount controllers can be found in the controls option list
(14) Extention wire (EWHAR1) is needed if both auto cleaning panel AND Onecta app are connected
(15) Wire harness EKRS21 needed. Standard Wireless LAN needs to be turned off to use these controllers
(16) The active airflow circulation function is not available for this controller
(17) This option cannot be combined with Onecta app
(18) Only possible in combination with wired or wireless remote control
(19) For directly mounting the decoration panel on the unit, decoration panel option EKBYBSD is required.
(20) This option cannot be combined with KRP4A51 and KRP2A51. (in case of filter, filter chamber is required)
(21) Mounting plate KKSAP50A56 needed for 35-50 capacity class

		R-32				
		RZAG-A	RZAG-NV1/NY1	RZASG-MV1/MY1	RZA-D	AZAS-MV1/MY1
Refrigerant branch piping (3)	for twin		KHRQ58T	KHRQ58T	KHRQ22M20TA	
	for triple		KHRQ58H (100 - 140)	KHRQ58H (100 - 140)	KHRQ250H7	
	for double twin		KHRQ58T (3x) (125 - 140)	KHRQ58T (3x) (125 - 140)	KHRQ22M20TA (x3)	
	Asymmetric combinations piping reducer	ASYCPIR (see table below)				
Demand adapter kit			SB.KRP58M52 (1)	SB.KRP58M52 (1)	KRP58M51 (2)	
Bottom plate heater			EKBPH140N		EKBPH250D	
Sound enclosure			EKLN140A		EKLN140A	

(1) Contains KRP58M1 and obligatory mounting kit EKMKSA2
(2) To mount KRP58M51, an additional mounting kit (EKMKSA3) needs to be used (obligatory)
(3) For metric size refrigerant branching contact your local sales representative

Option for asymmetric combination (Asymmetric combinations piping reducer)

ASYCPIR		Liquid	GAS	
		ø 9.52 → ø 6.4	ø 12.7 → ø 9.52	ø 15.9 → ø 12.7
RZAG35A	FDXM50F9		●	
	FFA50A9		●	
	FBA50A9		●	
	FCAG50B		●	
	FNA50A9		●	
	FTXM50R		●	
	FHA50A9		●	
RZAG60A	FBA71A9	●		
	FCAG71B	●		●
	FTXM71R			●
	FHA71A9	●		●

Example of using:
1) Connecting a pipe of ø12.7 to a gas pipe connection port for ø15.9:

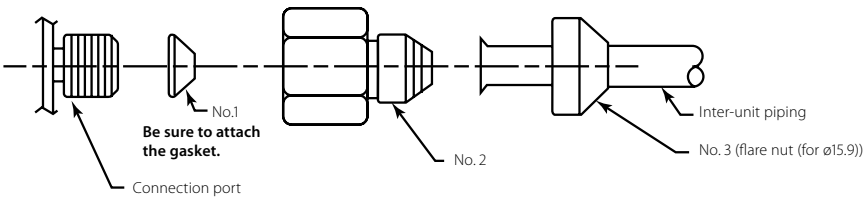

Field applied **accessories** for **Made-To-Stock** units

		BASE series (UATYA-BBAY1)					FC2 series (UATYA-BFC2Y1)						FC3 series (UATYA-BFC3Y1)						
		25-30	40-50	60-70	80-120	140-190	25-30	40 - 50	60-70	80-90	100-120	140-190	25-30	40-50	60-70	80-100	110-120	140-180	190
Air treatment	Filter ISO Coarse 75% (G4)	2x UATYAC75A + 2x UATYAC75B (Standard for MTS)	3x UATYAC75A + 3x UATYAC75B (Standard for MTS)	6x UATYAC75B (Standard for MTS)	12x UATYAC75C (Standard for MTS)	12x UATYAC75C (Standard for MTS)	2x UATYAC75A + 2x UATYAC75B (Standard for MTS)	3x UATYAC75A + 3x UATYAC75B (Standard for MTS)	6x UATYAC75B (Standard for MTS)	12x UATYAC75C (Standard for MTS)	12x UATYAC75C (Standard for MTS)	12x UATYAC75C (Standard for MTS)	2x UATYAC75A + 2x UATYAC75B (Standard for MTS)	3x UATYAC75A + 3x UATYAC75B (Standard for MTS)	6x UATYAC75B (Standard for MTS)	12x UATYAC75C (Standard for MTS)	12x UATYAC75C (Standard for MTS)	12x UATYAC75C (Standard for MTS)	12x UATYAC75C (Standard for MTS)
	Filter ISO ePM10 50% (M5/F5)	2x UATYAEP-M1050A + 2x UATY-AEPM1050B	3x UATYAEP-M1050A + 3x UATY-AEPM1050B	3x UATY-AEPM1050B	12x UATYAEP-M1050C	12x UATYAEP-M1050C	2x UATYAEP-M1050A + 2x UATY-AEPM1050B	3x UATYAEP-M1050A + 3x UATY-AEPM1050B	3x UATY-AEPM1050B	12x UATYAEP-M1050C	12x UATYAEP-M1050C	12x UATYAEP-M1050C	2x UATYAEP-M1050A + 2x UATY-AEPM1050B	3x UATYAEP-M1050A + 3x UATY-AEPM1050B	3x UATY-AEPM1050B	12x UATYAEP-M1050C	12x UATYAEP-M1050C	12x UATYAEP-M1050C	12x UATYAEP-M1050C
	Filter ISO ePM10 70% (M6)	2x UATYAEP-M1070A + 2x UATY-AEPM1070B	3x UATYAEP-M1070A + 3x UATY-AEPM1070B	6x UATY-AEPM1070B	12x UATYAEP-M1070C	12x UATYAEP-M1070C	2x UATYAEP-M1070A + 2x UATY-AEPM1070B	3x UATYAEP-M1070A + 3x UATY-AEPM1070B	6x UATY-AEPM1070B	12x UATYAEP-M1070C	12x UATYAEP-M1070C	12x UATYAEP-M1070C	2x UATYAEP-M1070A + 2x UATY-AEPM1070B	3x UATYAEP-M1070A + 3x UATY-AEPM1070B	6x UATY-AEPM1070B	12x UATYAEP-M1070C	12x UATYAEP-M1070C	12x UATYAEP-M1070C	12x UATYAEP-M1070C
	Rigid bag filter ISO ePM1 50% (F7)	2x UATYAEP-M150A + 2x UATY-AEPM150B	3x UATYAEP-M150A + 3x UATY-AEPM150B	6x UATY-AEPM150B	12x UATYAEP-M150C	12x UATYAEP-M150C	2x UATYAEP-M150A + 2x UATY-AEPM150B	3x UATYAEP-M150A + 3x UATY-AEPM150B	6x UATY-AEPM150B	12x UATYAEP-M150C	12x UATYAEP-M150C	12x UATYAEP-M150C	2x UATYAEP-M150A + 2x UATY-AEPM150B	3x UATYAEP-M150A + 3x UATY-AEPM150B	6x UATY-AEPM150B	12x UATYAEP-M150C	12x UATYAEP-M150C	12x UATYAEP-M150C	12x UATYAEP-M150C
	Rigid bag filter ISO ePM1 85% (F9)	2x UATYAEP-M185A + 2x UATY-AEPM185B	3x UATYAEP-M185A + 3x UATY-AEPM185B	6x UATY-AEPM185B	12x UATYAEP-M185C	12x UATYAEP-M185C	2x UATYAEP-M185A + 2x UATY-AEPM185B	3x UATYAEP-M185A + 3x UATY-AEPM185B	6x UATY-AEPM185B	12x UATYAEP-M185C	12x UATYAEP-M185C	12x UATYAEP-M185C	2x UATYAEP-M185A + 2x UATY-AEPM185B	3x UATYAEP-M185A + 3x UATY-AEPM185B	6x UATY-AEPM185B	12x UATYAEP-M185C	12x UATYAEP-M185C	12x UATYAEP-M185C	12x UATYAEP-M185C
Control	**UATYACO2P** - Duct air quality CO_2 probe	●	●	●	●	●	●	●	●	●	●	●	●	●	●	●	●	●	●
	UATYACAP - Constant air pressure control airflow transducer	●	●	●	●	●	●	●	●	●	●	●	●	●	●	●	●	●	●
	UATYAWRC - Remote touch screen wired remote controller	●	●	●	●	●	●	●	●	●	●	●	●	●	●	●	●	●	●
	UATYARRP - Room temperature return probe (incl. housing)	●	●	●	●	●	●	●	●	●	●	●	●	●	●	●	●	●	●
	UATYASA - Fire and smoke alarm	●	●	●	●	●	●	●	●	●	●	●	●	●	●	●	●	●	●
Other	Rainproof hood with anti-intrusion grille	not possible	not possible	not possible	not possible	not possible	UATYARPH3	UATYARPH4	UATYARPH5	UATYARPH6	UATYARPH6	UATYARPH6	UATYARPH1	UATYARPH2	UATYARPH8	UATYARPH7	UATYARPH7	UATYARPH7	UATYARPH7
	Rubber antivibration mounts	2x UATYAAVM1	2x UATYAAVM1	2x UATYAAVM1 + 1x UATYAAVM2	4x UATYAAVM1	2x UATYAAVM1 + 2x UATYAAVM2	2x UATYAAVM1	2x UATYAAVM1	3x UATYAAVM1 + 1x UATYAAVM2	4x UATYAAVM1	3x UATYAAVM1 + 1x UATYAAVM2	2x UATYAAVM1 + 2x UATYAAVM2	1x UATYAAVM1 + 1x UATYAAVM2	1x UATYAAVM1 + 2x UATYAAVM2	3x UATYAAVM1 + 1x UATYAAVM2	2x UATYAAVM1 + 2x UATYAAVM2	2x UATYAAVM1 + 2x UATYAAVM2	4x UATYAAVM1 + 1x UATYAAVM2	3x UATYAAVM1 + 2x UATYAAVM2
	Rubber antivibration mounts when gas heater is used	1x UATYAAVM1 + 1x UATYAAVM2	1x UATYAAVM1 + 1x UATYAAVM2	1x UATYAAVM1 + 2x UATYAAVM2	5x UATYAAVM1	5x UATYAAVM1	2x UATYAAVM1	1x UATYAAVM1 + 1x UATYAAVM2	4x UATYAAVM1	5x UATYAAVM1	5x UATYAAVM1	5x UATYAAVM1	1x UATYAAVM1 + 1x UATYAAVM2	2x UATYAAVM1 + 1x UATYAAVM2	4x UATYAAVM1	5x UATYAAVM1	4x UATYAAVM1 + 1x UATYAAVM2	3x UATYAAVM1 + 2x UATYAAVM2	3x UATYAAVM1 + 2x UATYAAVM2

Field applied **accessories** for **Made-To-Order** units

		MTO - BASE series	MTO - FC2 series	MTO - FC3 series	MTO - RS4 series
Control	**UATYACO2P** - Duct air quality CO_2 probe	●	●	●	●
	UATYACAP - Constant air pressure control airflow transducer	●	●	●	●
	UATYAWRC - Remote touch screen wired remote controller	●	●	●	●
	UATYARRP - Room temperature return probe (incl. housing)	●	●	●	●
	UATYASA - Fire and smoke detector	●	●	●	●
Other	Rubber antivibration mounts	● (1)	● (1)	● (1)	● (1)
	Rainproof hood with anti-intrusion grille	● (1)	● (1)	● (1)	● (1)

(1) Reference code to be selected in selection software

Meet our superhero: VRV 5 heat recovery

Purpose-built to support the decarbonisation of commercial buildings

Support your customers in future-proofing their buildings with a breakthrough solution for sustainable climate control.

Now, more than ever, we all have a part to play in reducing our environmental impact. That's why Daikin is introducing the VRV 5 heat recovery unit with innovative new superpowers that make it a future-proof climate solution. Smarter and more responsive than ever – it offers you and your customers complete peace of mind.

The VRV 5 heat recovery unit is specifically designed for R-32 refrigerant. This reduces its CO_2 equivalent impact thanks to a lower GWP, lower refrigerant charge and higher efficiency compared to R-410A systems. It also has completely redesigned Branch Selector boxes that require less ceiling height and have Shîrudo Technology built in.

Pioneering technology meets seamless sustainability

The good news for you as a Daikin partner? This all-in-one hero solution is as simple and flexible to install as any other VRV system, with all measures factory integrated. It's also easy to design and select, thanks to new software that ensures compliance with the latest product standards. What's more, you'll have access to an extensive network of expert support.

Help your customers reduce their CO_2 footprint now while enjoying maximum comfort and ease of use. Visit **www.daikin.eu/VRV5HR** to learn more about the VRV 5 heat recovery unit.

VRV 5

BLUEVOLUTION

SHÎRUDO TECHNOLOGY

VRV

Maximum flexibility, minimum concern; As it should be.

ErP 2021 COMPLIANT

Best Partner GREEN BUILDING SUPPORT

Visit our BIM application suite on www.daikin.eu/BIM

Creating a sustainable legacy 452

Why choose Daikin VRV? 454

Total solution concept 458

VRV 5 BLUEVOLUTION 460

VRV 5 Outdoor units 460

Shîrudo technology 461

Heat recovery 462

NEW & UNIQUE REYA-A 464

Branch Selector (BSSV box) 466

NEW & UNIQUE BS-A14AV1B 466

Heat pump 469

UNIQUE RXYSA-AV1/AY1 469

VRV 5 Indoor units 470

Ceiling mounted cassette units 474

UNIQUE FXFA-A 475

UNIQUE FXZA-A 477

Concealed ceiling units 478

UNIQUE Auto cleaning filter for concealed ceiling units 478

FXDA-A 479

FXSA-A 480

NEW FXMA-A 481

Wall mounted 482

FXAA-A 482

Ceiling suspended units 483

NEW FXHA-A 483

NEW & UNIQUE FXUA-A 484

VRV IV LOOP BY DAIKIN 486

VRV IV outdoor units 486

Heat recovery 492

REYQ-U 492

Heat pump 494

RYYQ-U/RXYQ-U 494

RXYSCQ-TV1 496

RXYSQ-TV9/TY9/TY1 497

UNIQUE SB.RKXYQ-T(8) 498

RXYLQ-T 500

Replacement VRV 504

RQCEQ-P3 506

RQYQ-P / RXYQQ-U 507

Water-cooled VRV 508

RWEYQ-T9 510

Branch selector (BS box) 513

BS1Q-A 513

BS-Q14AV1B 513

VRV IV indoor units 514

Ceiling mounted cassette units 518

UNIQUE FXFQ-B 518

UNIQUE FXZQ-A 519

FXCQ-A 520

FXKQ-MA 521

Concealed ceiling units 522

Multi zoning kit 522

FXDQ-A3 523

FXSQ-A 524

FXMQ-P7 / FXMQ-MB 525

Wall mounted unit 527

FXAQ-A 527

Ceiling suspended units 528

FXHQ-A 528

UNIQUE FXUQ-A 529

Floor standing units 530

FXNQ-A 530

FXLQ-P 531

Hot water 532

HXY-A8 532

HXHD-A8 533

Accessories for hot water 534

Biddle Air Curtains 536

CYV air curtain for VRV 537

Options & accessories 538

Building a sustainable legacy together

Air surrounds us all the time, and in fact our very existence depends on it. At Daikin, the future of the world's indoor air is our greatest concern.

Daikin envisions a world with healthier indoor air while reducing our environmental impact. Driven by a dedication to achieve net zero CO_2 emissions by 2050, we provide **safe, healthy and comfortable spaces** throughout the building life cycle using **world-leading technology**.

Building on our **long-term partnerships**, let's build together now to achieve our goals, protecting the health and wellbeing of every individual.

Supporting in decarbonization

We must act now to ensure we create a long-lasting legacy. As a company that values sustainability, we want to help to **decarbonize** buildings and create a **healthy** environment for generations to come.

Taking on the sustainable transformation, our solutions reduce the CO_2 footprint of buildings, whether they are new builds or renovations:

- Reducing CO_2 equivalents through **lower GWP refrigerants** such as R-32
- Maximizing sustainability over the entire life cycle, thanks to market-leading **real life seasonal efficiencies**
- Ensuring systems run efficiently 24/7 through **smart controls**
- **Safeguarding natural resources** - by reusing existing refrigerant through **L∞P by Daikin**, turning waste into an asset

Building for the future

As market leaders in total solutions, we are constantly innovating to offer you a **comfortable, healthy and safe** environment, meeting your needs. Reliability, support and precision are characteristics of our future-proof products and services. We offer:

- A **wide range** of next-generation heat pumps to meet complex demands, including **easy upgrading**
- Expert **indoor air quality solutions** through our ventilation and filtration systems to eliminate pollutants and balance humidity levels

A journey we take together

Together we take on the sustainability journey. We provide expert **support** throughout the building life cycle and give **peace of mind** by ensuring what we do is **future-proof** and is helping to build a better future.

- Our team of **experts**, go beyond product support. Together we reach your green objectives.
- We are there for you, **all the time**: via our local customer support teams and e-commerce solutions.
- We're in it for the **long term**. We deliver what we commit to providing clear and trustworthy data.

9 reasons why VRV is unique in the market

1 Leader in sustainability

NEW › VRV 5: Completely new and dedicated R-32 VRV design
- Less refrigerant charge
- Higher efficiency
- Lower CO_2 equivalent

› L∞P by Daikin: the creation of a circular economy of refrigerants
- Saves over 250,000 kgs of virgin refrigerant being produced every year
- For all VRV units produced and sold in Europe*

* EU member states, UK, Bosnia-Herzegovina, Serbia, Montenegro, Kosovo, Albania, North Macedonia, Iceland, Norway, Switzerland

VRV 5 BLUEVOLUTION

CO_2

LOOP BY DAIKIN

2 Efficiency

› Variable Refrigerant Temperature for high seasonal efficiency
› Round flow cassette and concealed ceiling units with auto cleaning filter
› The best partner for your BREEAM, LEED or Well project

BREEAM®

ErP 2021 COMPLIANT

3 Comfort

› Provide high Indoor Air Quality though seamless integration of AHU's (For VRV IV models)
› Variable Refrigerant Temperature preventing cold draughts in cooling thanks to high outblow temperatures
› True continuous heating during defrost
› Presence and floor sensors direct the air flow away from persons, while ensuring an even temperature distribution
› Auto cleaning filters to ensure optimum air quality

4 Reliability

› Refrigerant cooled PCB
› Most extensive testing before new units leave the factory
› Widest sales network with all spare parts available in Europe
› Preventive maintenance via Daikin Cloud Service
› Auto cleaning filters to further enhance reliability thanks to clean air-filters
› True technical cooling

5 Design

› Widest ever range of cassette panels
  • Available in **white and black**
  • Sleek **designer panel** range
› Daikin Emura, unique iconic design
› Fully flat cassette, fully integrated in the ceiling

6 Controls

NEW › Voice control via Amazon Alexa and Google Assistant through BRP069C51 Onecta app (For VRV 5 models)
› Madoka: a sleek wired remote controller with intuitive touch button control
› Intelligent Touch manager: A cost-effective mini BMS integrating all Daikin products
› Easy integration in third party BMS via BACnet, LonWorks, Modbus, KNX
› Dedicated control solutions for applications such as technical cooling, shops, hotels, ...
› Daikin Cloud Service for online control, energy monitoring, comparison of multiple sites and predictive maintenance

7 Installation

› Automatic refrigerant charge and refrigerant containment check
› Unique 4-way blow ceiling suspended cassette (FXUQ)
› Plug & play Daikin Air Handling Unit
› VRV configurator software for the fastest commissioning, configuration and customisation
› Outdoor unit display for quick on-site settings and detailed error readouts for improved customer support

7-segment display

8 Inventor of VRV with nearly 40 years of history

› Market leader of VRV systems since 1982
› Over 90 years of expertise in heat pump technology
› Designed for and produced in Europe
› Innovator setting the market standard with technologies such as Variable Refrigerant Temperature, continuous heating, Shîrudo technology, ...

VRV
Variable Refrigerant Temperature

9 For every application a solution

› Heat recovery for simultaneous cooling and heating
› Maximum flexibility for geothermal applications with water-cooled systems
› Hot and cold climate solutions offering efficient cooling up to 52°C and heating down to -25°C
› Space saving mini VRV solutions, offering the most compact VRV
› The invisible VRV, a unique solution when the outdoor unit must be compact and completely invisible
› Replacement solutions to replace existing systems in the most cost-effective way

The VRV air conditioning system is the world's first individual air conditioning system with variable refrigerant flow control and was commercialised by Daikin in 1982. VRV is the trademark of Daikin Industries Ltd, which is derived from the technology we call "variable refrigerant volume". BREEAM is a registered trademark of BRE (the Building Research Establishment Ltd. Community Trade Mark E5778551). The BREEAM marks, logos and symbols are the Copyright of BRE and are reproduced by permission

But VRV is more…
standard VRV features

Low running costs

ALL INVERTER

› Precise zone control
› All inverter compressors
› Running costs of a water-based fan coil unit can be 40 to 72% higher compared to a VRV heat recovery system

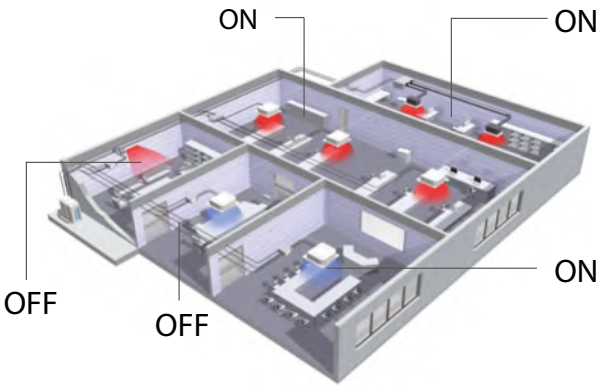

Great design flexibility

› Solutions for every climate, from -25 to +52°C

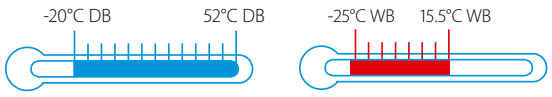

Cooling mode

Heating mode

› Long refrigerant piping
› Zone by zone phased installation
› Outdoor units can be installed indoors
› Use one outdoor unit for multiple tenants

multi tenant

› Compact units require up to 29% less space than traditional water based systems, offering more lettable space and avoiding the need for structural reinforcement

max. 398kg for a 20HP unit

Reliable

› Special anti corrosion treatment of the heat exchanger provides 5 to 6 times greater resistance against corrosion
› Duty cycling extends operation life
› Sequential start
› Only brazed connections

indoor installation of outdoor units



3 options:

› ESP up to 78pa for standard air-cooled outdoor units
› VRV IV i-series air cooled heat pump for indoor installation
› VRV IV W-series water cooled unit for indoor installation

Easy installation and servicing

› Automatic testing and refrigerant charging (For VRV IV models)
› Easy servicing and F-gas compliance with remote refrigerant containment check
› VRV configurator software
› Compact unit design



› Daikin unified REFNET piping
› Easy wiring
› Plug & play connection for VRV to Daikin Air Handling Units, the easiest solution with only one point of contact



High comfort levels

› Individual control and simultaneous cooling and heating for perfect personal environment
› Night quiet mode on outdoor units to ensure low outdoor operation sound
› Back-up function
› Low indoor sound levels down to 19 dBA

Simultaneous cooling and heating with heat recovery systems

DAIKIN emura

19 dB(A)



FULLY FLAT CASSETTE

25.5 dB(A)

› CO_2 sensor in combination with Daikin ventilation (VAM, VKM, Modular L Smart) units ensures fresh air, while preventing energy losses from over-ventilation

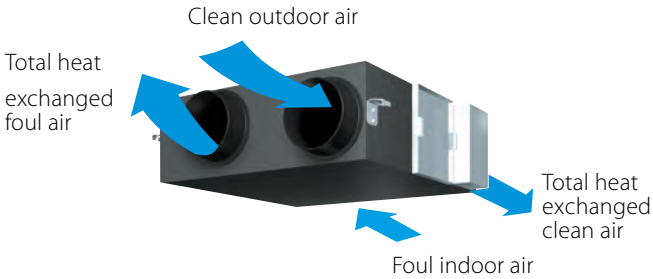

VRV total solution

Typically, many buildings today rely on several separate systems for heating, cooling, air curtain heating and hot water. As a result energy is wasted. To provide a much more efficient alternative, VRV technology has been developed into

a total solution managing up to

70%

of a buildings energy consumption giving large potential to cost saving.

- **Heating and cooling** for year round comfort
- **Hot water** for efficient production of hot water
- **Underfloor heating /cooling** for efficient space heating/cooling
- **Fresh air ventilation** for high quality environments
- **Air curtains** for optimum air separation
- **Controls** for maximum operating efficiency
- **Cooling** for server rooms, telecom shelters, ... via VRV heat recovery or Sky Air units
- **Refrigeration** via our VRV based refrigeration units

Average hotel energy consumption

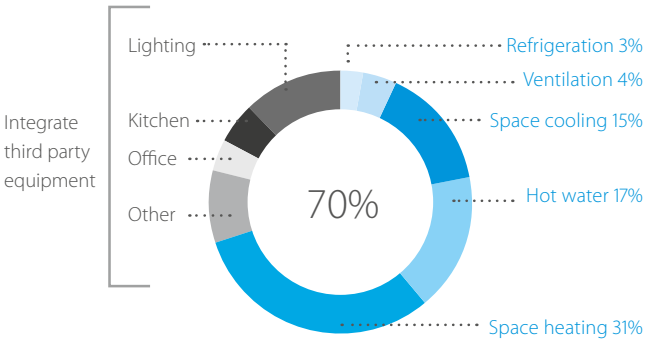

Average office energy consumption

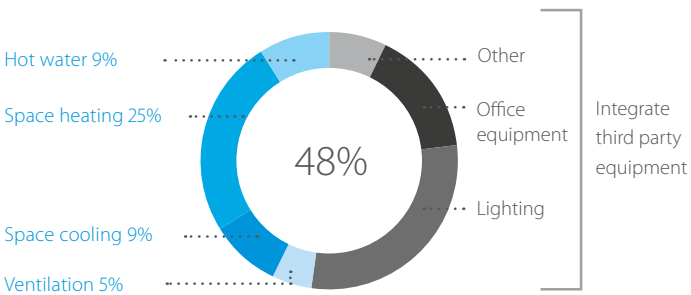

Offices
Efficiency in the workplace

"Leading edge design in harmony with the construction and interior design."

Architect

Hotel
Hospitality with economy

"With Daikin we could perfectly combine the authenticity of the hotel with the latest technology and comfort."

Owner of a 5-star hotel

Shops
reducing retail costs

"Together with Daikin's technical team we have optimised the design of our HVAC system, reducing investment levels and operational costs. Daikin has offered us access to the most up to date technology."

Retail shop representative

Residential
there is no place like home

"A cost effective, low energy consumption heat pump system for home owners, offering maximum comfort"

VRV 5 outdoor unit overview

Capacity class (kW)

	Model		Product name		4	5	6	8	10	12	14	16	18	20	22	24	26	28	VRV indoor units	Residential indoor units	Hydrobox	HRV units VAM	HRV units EKVDX	AHU connection	Air curtains	Remarks
Air-cooled heat recovery	NEW & UNIQUE VRV 5 heat recovery	› Reduced CO_2 equivalent thanks to the use of lower GWP refrigerant R-32 › Top sustainability over the entire lifecycle › ‚Free' heating through heat recovery › Tackle small room applications thanks to Shirudo technology › The perfect personal comfort thanks to simultaneous cooling and heating	REYA-A					●	●	●	●	●	●	●	●	●	●	●	○			○	○			
Air – cooled heat pump	UNIQUE VRV 5 S-series	› Reduced CO_2 equivalent thanks to the use of lower GWP refrigerant R-32 › Top sustainability over the entire lifecycle › Unique low -height single fan range › Tackle small room applications thanks to Shirudo technology	RXYSA-AV1 / AY1		1~	●	●	●											○			○	○			› Standard total system connection ratio limit: 50 ~ 130%
					3~	●	●	●											○			○	○			› Standard total system connection ratio limit: 50 ~ 130%

● Single unit, ● Multi combination

-10dB(A)!

Sound enclosure for VRV5 S-series

- ☑ Specially designed for VRV 5
- ☑ Fully optimized and tested in Daikin Factory
- ☑ Outdoor unit sound reduction up to -10 dB(A) on Sound Power values
- ☑ Very low capacity and pressure drop
- ☑ Fast & easy installation & servicing

Branch selector (BS box) overview

Capacity class (kW)

	Model		Product name		4	6	8	10	12
Multi port BS box		› Unique range of Branch Selector boxes integrating Shirudo Technology	BS-A14AV1B		●	●	●	●	●

Taking care

of every room in your building

SHÎRUDO TECHNOLOGY

With Shirudo technology your VRV 5 system takes are of any room down to 7 m², without the need for complicated, time consuming calculations or additional field supplied measures, resulting in additional costs.

With all measures factory-integrated, VRV 5 is the most flexible and quick to design system, fully compliant to the latest product standards.

Maximum flexibility out of the box

› Install in rooms down to 7 m² (1).
› Flexible design as any other VRV system.
› WebXpress selection software ensures a quick and compliant selection to the latest product standards.

All refrigerant control measures factory-integrated

Shîrudo technology includes 2 factory measures and sensors built into a VRV 5 system.

Example for VRV5 S-series

Integrated sensors to detect refrigerant leak.
Leak detection activates:

1 Audible and visual alarm

› Integrated in the Madoka wired remote controller.
› In case an additional supervisor alarm is needed it can be easily integrated via:
  › The Madoka controller
  › An output from the VRV system

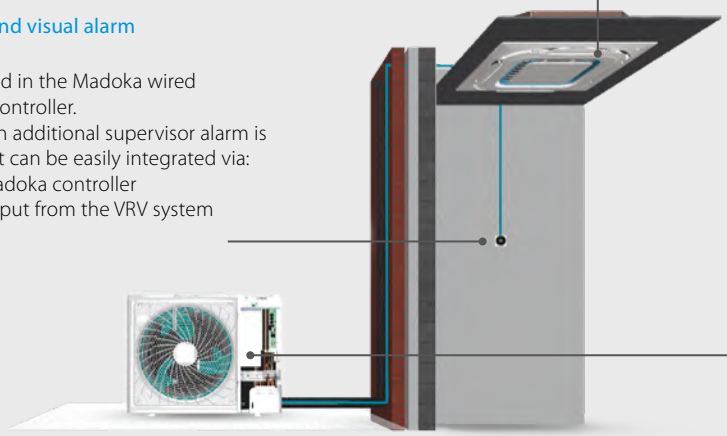

2 Refrigerant recovery and shut-off valves

› Refrigerant is automatically recovered.
› After recovery, shut-off valves close and the refrigerant is safely contained.

Compliance taken care of

› No study or calculations needed, where and how to install outdoor or indoor units.
› No need for studies to decide if and what safety measures are required
› No need for additional field supplied measures, potentially requiring annual maintenance.
› Third party CB certified by a Notified Body (SGS CEBEC).

No liability is transferred to consultant or installer side!

Automatic, real time leak detection and refrigerant containment controls

› No leak check requirement for majority of VRV 5 S-series installations (up to 7,4 kg of refrigerant charge) according to Fgas (EN517:2014).
› Fully compliant to product standard (IEC60335-2-40), reducing the risk of direct CO_2 eq. impact from a refrigerant leak.
› CReal time leak detection sensors, triggering refrigerant containment measures and safeties, in the unlike event of a leakage.

Check here how flexible the VRV 5 is!

Scan or click

Purpose-built to support the decarbonisation of commercial buildings

VRV 5 BLUEVOLUTION

Meet our sustainability hero!

Launching the VRV 5 heat recovery – REYA-A

Greatly reducing the CO_2 footprint of buildings

- Lower GWP R-32 refrigerant
- Market-leading, real life seasonal efficiency
- Highly efficient 3-pipe heat recovery

Maximum design flexibility

- Installation in rooms down to 10 m² without any additional measures thanks to **Shîrudo technology**
- Easy to select thanks to VRV Xpress floorplan support
- Completely redesigned BSSV boxes for faster installation and easier servicing

Market-leading portfolio

- Widest range of dedicated R-32 VRV outdoor and indoor units in the market!
- Control IAQ with integration of ventilation units

Advantages
of 3-pipe technology

"Free" heat production

An integrated heat recovery system reuses heat from offices, server rooms, to warm other areas.

Maximum comfort

A VRV heat recovery system allows simultaneous cooling and heating.

› For hotel owners, this means a perfect environment for guests as they can freely choose between cooling or heating.
› For offices, it means a perfect working indoor climate for both north and south-facing offices.

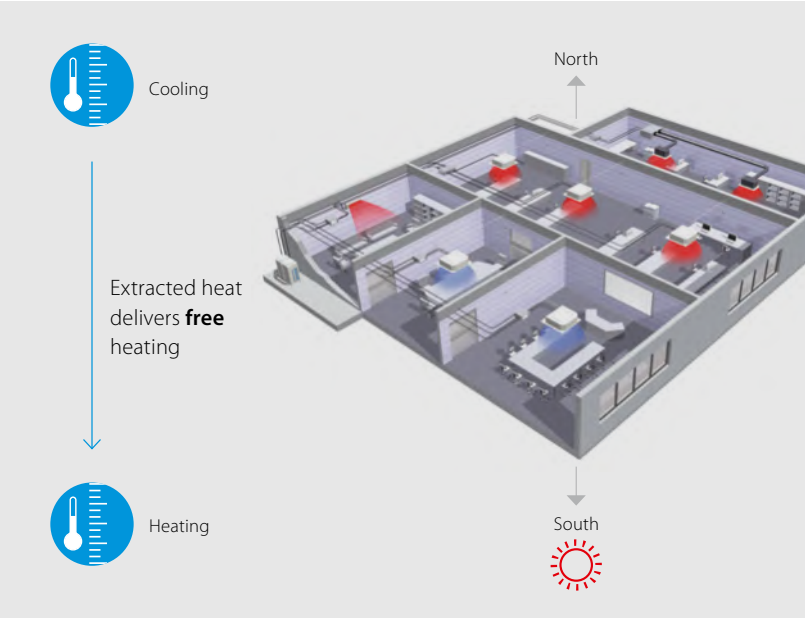

More "free" heat

Daikin 3-pipe technology needs less energy to recover heat, meaning significantly higher efficiency during heat recovery mode. Our system can recover heat at a low condensing temperature because it has dedicated gas, liquid and discharge pipes.

In a 2-pipe system, gas and liquid travel as a mixture so the condensing temperature needs to be higher in order to separate the mixed gas and liquid refrigerant. The higher condensing temperature means more energy is used to recover heat resulting in lower efficiency.

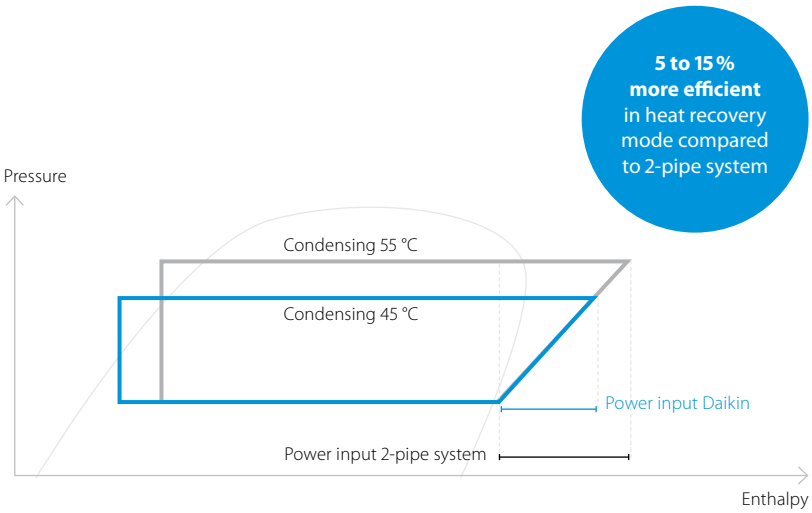

Lower pressure drop means more efficiency

› Smooth refrigerant flow in 3-pipe system thanks to 2 smaller gas pipes results in higher energy efficiency
› Disturbed refrigerant flow in large gas pipe on 2-pipe system results in bigger pressure drop

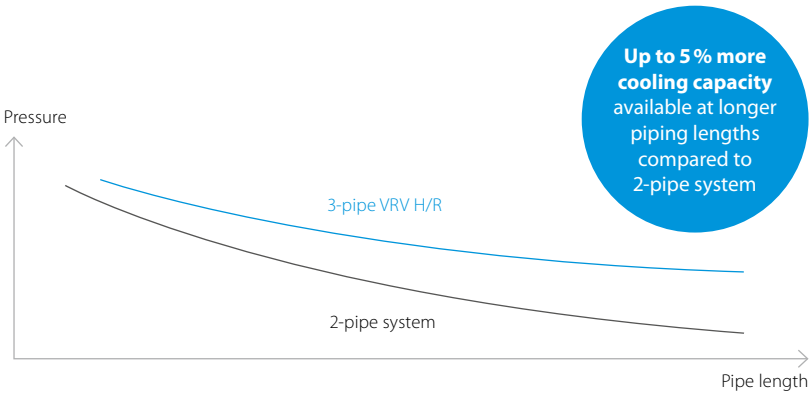

VRV 5 heat recovery

Purpose-built to support the decarbonisation of commercial buildings

- Reduced CO_2 equivalent thanks to the use of lower GWP R-32 refrigerant and lower refrigerant charge
- Single component refrigerant, easy to re-use and recycle
- Top sustainability over the entire lifecycle, thanks to market leading real-life seasonal efficiency
- „Free" heating through efficient 3-pipe heat recovery, transferring heat from areas requiring cooling to areas requiring heating
- Tackle small room applications without any additional measures, thanks to Shîrudo technology
- Specially designed indoor units for R-32, ensuring low sound and maximum efficiency
- The perfect personal comfort for guests/tenants via simultaneous cooling and heating

Reduced CO_2 equivalent

Flexibility to take care of every room

Already fully compliant to LOT 21 - Tier 2

Published data with real-life indoor units

More details and final information can be found by scanning or clicking the QR codes.

REYA-A

Outdoor unit			REYA	8A	10A	12A	14A	16A	18A	20A
Capacity range			HP	8	10	12	14	16	18	20
Recommended combination				4 x FXSA50A2VEB	4 x FXSA63A2VEB	6 x FXSA50A2VEB	1 x FXSA50A2VEB + 5 x FXSA63A2VEB	4 x FXSA63A2VEB + 2 x FXSA80A2VEB	3 x FXSA50A2VEB + 5 x FXSA63A2VEB	2 x FXSA50A2VEB + 6 x FXSA63A2VEB
Cooling capacity	Prated,c		kW	22.4	28.0	33.5	40.0	45.0	50.4	56.0
Heating capacity	Prated,h		kW	22.4	28.0	33.5	40.0	45.0	50.4	56.0
	Max.	6°CWB	kW	25.0	31.5	37.5	45.0	50.0	56.5	63.0
ηs,c			%	279.6%	271.7%	273.2%	298.3%	277.4%	274.8%	259.6%
ηs,h			%	161.1%	170.4%	170.9%	162.2%	162.1%	170.0%	161.4%
SEER				7.1	6.9		7.5	7.0	6.9	6.6
SCOP				4.1	4.3		4.1		4.3	4.1
Maximum number of connectable indoor units				64						
Indoor index connection	Min.			100.0	125.0	150.0	175.0	200.0	225.0	250.0
	Max.			260.0	325.0	390.0	455.0	520.0	585.0	650.0
Dimensions	Unit	HeightxWidthxDepth	mm	1,685x930x765			1,685x1,240x765			
Weight	Unit		kg	230			314		317	
Sound power level	Cooling	Nom.	dBA	78.3	78.8	82.5	78.7	83.7	83.4	87.9
	Heating	Prated h	dBA	79.4	80.7	83.3	82.9	86.3	85.1	89.6
Sound pressure level	Cooling	Nom.	dBA	56.3	58.0	60.8	56.1	60.8	63.0	67.0
Operation range	Cooling	Min.~Max.	°CDB	-5.0~46.0						
	Heating	Min.~Max.	°CWB	-20.0~15.5						
Refrigerant	Type/GWP			R32 / 635						
	Charge		kg/TCO2Eq	9.0			10.6			
Piping connections	Liquid	OD	mm	9.52		12.7				
	Gas	OD	mm	19.1		22.2				28.6
	HP/LP gas	OD	mm	15.9		19.1				22.2
	Total piping length	System Actual	m	1000						
Power supply	Phase/Frequency/Voltage		Hz/V	3N~/50/380-415						
Current - 50Hz	Maximum fuse amps (MFA)		A	-						



Completely redesigned BSSV boxes for faster installation and easier servicing (see page 466)

Widest R-32 VRV range in the market!

Outdoor unit System			REYA	10A	13A	16A	18A	20A	22A	24A	26A	28A
System	Outdoor unit module 1			REMA5A			REYA8A		REYA10A	REYA8A	REYA12A	
	Outdoor unit module 2			REMA5A	REYA8A		REYA10A	REYA12A		REYA16A	REYA14A	REYA16A
Capacity range			HP	10	13	16	18	20	22	24	26	28
Recommended combination				-								
Cooling capacity	Prated,c		kW	28	36.4	44.8	50.4	55.9	61.5	67.4	73.5	78.5
Heating capacity	Prated,h		kW	28	36.4	44.8	50.4	55.9	61.5	67.4	73.5	78.5
	Max.	6°CWB	kW	32.0	41.0	50.0	56.5	62.5	69.0	75.0	82.5	87.5
ηs,c			%	-								
ηs,h			%									
SEER												
SCOP												
Maximum number of connectable indoor units				64								
Indoor index connection	Min.			125.0	163.0	200.0	225.0	250.0	275.0	300.0	325.0	350.0
	Max.			325.0	423.0	520.0	585.0	650.0	715.0	780.0	845.0	910.0
Piping connections	Liquid	OD	mm	9.52	12.7							
	Gas	OD	mm	19.1	22.2			28.6				
	HP/LP gas	OD	mm	15.9	19.1			22.2				
	Total piping length	System Actual	m	1000								
Power supply	Phase/Frequency/Voltage		Hz/V	3N~/50/380-415								
Current - 50Hz	Maximum fuse amps (MFA)		A	-								

Outdoor unit module			REMA	5A
Dimensions	Unit	HeightxWidthxDepth	mm	1,685x930x765
Weight	Unit		kg	230
Sound power level	Cooling	Nom.	dBA	78.3
	Heating	Prated h	dBA	79.4
Sound pressure level	Cooling	Nom.	dBA	56.3
Operation range	Cooling	Min.~Max.	°CDB	-5.0~46.0
	Heating	Min.~Max.	°CWB	-20.0~15.5
Refrigerant	Type/GWP			R32 / 635
	Charge		kg/TCO2Eq	9.0
Power supply	Phase/Frequency/Voltage		Hz/V	3N~/50/380-415
Current - 50Hz	Maximum fuse amps (MFA)		A	-

Actual number of connectable indoor units depends on the indoor unit type and the connection ratio restriction for the system (50% ≤ CR ≤ 120%) | Contains fluorinated greenhouse gases| * EU member states, UK, Bosnia-Herzegovina, Serbia, Montenegro, Kosovo, Albania, North Macedonia, Iceland, Norway, Switzerland

*Note: blue cells contain preliminary data

NEW BS-A14AV1B

Multi branch selector (BSSV) for VRV 5 heat recovery

Specifically developed for lower GWP R-32 !

› **Reduced CO_2 equivalent** thanks to the use of lower GWP R-32 refrigerant and lower refrigerant charge

› Unique range of multi BS boxes allowing **efficient 3-pipe** heat recovery

› No limitation on room size, thanks to**Shîrudo Technology** (1) The integrated shut-off valves in the BSSV box ensure that in case of a refrigerant leak only the specific branch is closed off.



Reduced CO_2 equivalent

SHÎRUDO TECHNOLOGY

Flexibility to take care of every room

Completely redesigned for faster installation and easier servicing

› Faster installation thanks to **Refrigerant Flow Through** reducing the number of brazing points and joint kits

VRV 5: only 24 brazings point and no joint kits!



VRV 5: 39 brazing points and 3 joint kits!

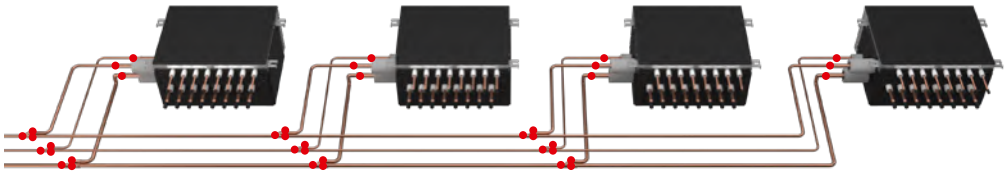

› Easy servicing in false ceilings thanks to **sliding down PCB**



(1) Refer to Xpress selection software to ensure compliance to specific product standard. Field supplied duct and fan might be required to install the BS box in very small spaces

- Unique range of multi BS boxes allowing efficient 3-pipe heat recovery
- **NEW** No limitation on room size, thanks to Shîrudo Technology (1)
- **NEW** Faster installation thanks to Refrigerant Flow Through reducing the number of brazing points and joint kits
- **NEW** Easy servicing in false ceilings thanks to sliding down PCB
- **NEW** Quick on-site settings, indication of service parameters and easy read out of errors thanks to 7 segment display
- Up to 16kW capacity available per port
- Connect up to 250 class unit (28kW) by combining 2 ports
- No limit on unused ports allowing phased installation
- Faster installation thanks to open port connection
- Allows multi tenant applications
- Connectable to REYA-A heat recovery units

BS6A14AV1B

More details and final information can be found by scanning or clicking the QR codes.

BS-A14AV1B

Branch selector				BS	4A14AV1B	6A14AV1B	8A14AV1B	10A14AV1B	12A14AV1B
Maximum number of connectable indoor units					20	30	40	50	60
Maximum number of connectable indoor units per branch					5				
Number of branches					4	6	8	10	12
Maximum capacity index of connectable indoor units					400	600	750		
Maximum capacity index of connectable indoor units per branch					140 (250 if 2 ports are combined)				
Dimensions	Unit	HeightxWidthxDepth		mm	275x600x843	275x1,000x843		275x1,400x843	
Weight	Unit			kg	40	60	65	85	90
Casing	Material				Galvanised steel plate				
Piping connections	Outdoor unit	Liquid	OD	mm	15.9 (2)				
		Gas	OD	mm	22.2 (2)				
		Discharge gas	OD	mm	22.2 (2)				
	Indoor unit	Liquid	OD	mm	6.4 / 9.52 (3)				
		Gas	OD	mm	9.52 / 12.7 (3) / 15.9 (3)				
	Drain				VP20 (I.D. 20/O.D. 26)				
Sound absorbing thermal insulation					Urethane foam, polyethylene foam				
Power supply	Phase				1~				
	Frequency			Hz	50				
	Voltage			V	220-440				
	Maximum fuse amps (MFA)			A	15				

Contains fluorinated greenhouse gases | (1) Refer to Xpress selection software to ensure compliance to specific product standard. Field supplied duct and fan might be required to install the BS box in very small spaces | (2) Accessory pipes will be added to allow connection of all possible piping diameters according to piping rules | (3) Can be used by cutting pipes

*Note: blue cells contain preliminary data

DAIKIN

Designed for the future

Creating a sustainable legacy together:

Determined to reduce our environmental footprint, we aim to be CO_2-neutral by 2050. A circular economy, innovation and smart use are the stepping stones on our path.
It is time to act, join us now!

Lower CO_2 equivalents and market-leading versatility

Life is more rewarding with the new VRV 5.
Our new all-round performer covers all of your mini VRV applications in Daikin's most sustainable solution.

- **Maximum flexibility** allowing installation in rooms down to 10 m^2 thanks to Shîrudo technology
- **Top sustainability** over the entire lifecycle thanks to low GWP R-32 refrigerant and market-leading real life seasonal efficiency
- **Ergonomic serviceability** and handling, thanks to wide access area to easily reach components within low-profile single fan casing
- **Best-in-class design versatility** with five sound pressure levels down to 39 dB(A) and automatic ESP setting up to 45 Pa allowing ductwork
- **Geared for comfort** with intuitive online and voice controls plus a new 10 class indoor unit for small rooms

www.daikin.eu/VRV5



Reduced CO_2 equivalent

VRV 5
BLUEVOLUTION

VRV 5 S-series

Lower CO_2 equivalent and market-leading flexibility

- Reduced CO_2 equivalent thanks to the use of lower GWP R-32 refrigerant and lower refrigerant charge
- Top sustainability over the entire lifecycle, thanks to market leading real-life seasonal efficiency
- Low-height single fan range
- Easy to transport thanks to lightweight and compact design
- Wide access area to easily reach all key components
- Tackle small room applications without any additional measures, thanks to Shîrudo technology
- Specially designed indoor units for R-32, ensuring low sound and maximum efficiency

RXYSA-AV1_AY1

Only 869mm high!

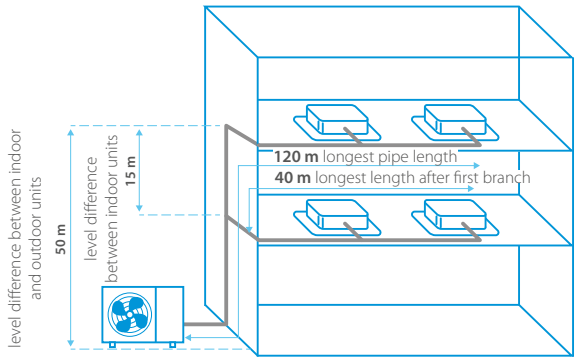

300 m total piping length

Reduced CO_2 equivalent

Flexibility to take care of every room

Already fully compliant to LOT 21 - Tier 2

Published data with real-life indoor units

More details and final information can be found by scanning or clicking the QR codes.

RXYSA-AV1 RXYSA-AY1

Outdoor unit			RXYSA/RXYSA	4AV1	5AV1	6AV1	4AY1	5AY1	6AY1
Capacity range			HP	4	5	6	4	5	6
Cooling capacity	Prated,c		kW	12.1	14.0	15.5	12.1	14.0	15.5
Heating capacity	Prated,h		kW	12.1	14.0	15.5	12.1	14.0	15.5
	Max.	6°CWB	kW	14.2	16.0	18.0	14.2	16.0	18.0
Recommended combination				3 x FXSA25A2VEB + 1 x FXSA32A2VEB	4 x FXSA32A2VEB	2 x FXSA32A2VEB + 2 x FXSA40A2VEB	3 x FXSA25A2VEB + 1 x FXSA32A2VEB	4 x FXSA32A2VEB	2 x FXSA32A2VEB + 2 x FXSA40A2VEB
ηs,c			%	324.5	306.1	301.0	312.5	294.8	289.9
ηs,h			%	200.5	185.7	183.6	193.1	178.8	176.8
SEER				8.2	7.7	7.6	7.9	7.4	7.3
SCOP				5.1	4.7		4.9	4.5	
Maximum number of connectable indoor units				13 (1)	16 (1)	18 (1)	13 (1)	16 (1)	18 (1)
Indoor index connection	Min.			50.0	62.5	70.0	50.0	62.5	70.0
	Nom.			100	125	140	100	125	140
	Max.			130.0	162.5	182.0	130.0	162.5	182.0
Dimensions	Unit	HeightxWidthxDepth	mm	869x1,100x460					
Weight	Unit		kg	102					
Sound power level	Cooling	Nom.	dBA	67.0	68.1	69.0	67.0	68.1	69.0
	Heating	Prated,h	dBA	69.0	70.0	71.0	69.0	70.0	71.0
Sound pressure level	Cooling	Nom.	dBA	49.0	51.0		49.0	51.0	
Operation range	Cooling	Min.~Max.	°CDB	-5~46					
	Heating	Min.~Max.	°CWB	-20~16					
Refrigerant	Type/GWP			R-32/675.0					
	Charge		kg/TCO2Eq	3.40/2.30					
Piping connections	Liquid	OD	mm	9.52					
	Gas	OD	mm	15.9					
	Total piping length	System Actual	m	300					
	Height Difference	OU-IU Outdoor unit in highest position	m	50					
		Indoor unit in highest position	m	40					
Power supply	Phase/Frequency/Voltage		Hz/V	1~/50 /220-240			3N~/50 /380-415		
Current - 50Hz	Maximum fuse amps (MFA)		A	32			16		

(1)The actual number of units depends on the connection ratio (CR) and the restrictions for the system.

VRV 5 indoor unit overview

Capacity class (kW)

Type	Model		Product name		10	15	20	25	32	40	50	63	71	80	100	125	140	200	250
Ceiling mounted cassette	UNIQUE Round flow cassette	360° air discharge for optimum efficiency and comfort › Auto cleaning function ensures high efficiency › Intelligent sensors save energy and maximize comfort › Flexibility to suit every room layout › Lowest installation height in the market! › Widest choice ever in decoration panel designs and colors	FXFA-A				●	●	●	●	●	●		●	●	●			
Ceiling mounted cassette	UNIQUE Fully flat cassette	Unique design that integrates fully flat into the ceiling › Perfect integration in standard architectural ceiling tiles › Blend of iconic design and engineering excellence › Intelligent sensors save energy and maximize comfort › Small capacity unit developed for small or well-insulated rooms › Flexibility to suit every room layout	FXZA-A		●	●	●	●	●	●									
Concealed ceiling	Slim concealed ceiling unit	Slim design for flexible installation › Compact dimensions enable installation in narrow ceiling voids › Medium external static pressure up to 44Pa › Only grilles are visible › Small capacity unit developed for small of well-insulated rooms › Reduced energy consumption thanks to DC fan motor	FXDA-A	●	●	●	●	●	●	●	●								
Concealed ceiling	Concealed ceiling unit with medium ESP	Slimmest yet most powerfull medium static pressure unit on the market! › Slimmest unit in class, only 245mm › Low operating sound level › Medium external static pressure up to 150Pa facilitates using flexible ducts of varying lengths › Automatic air flow adjustment function measures the air volume and static pressure and adjusts it towards the nominal air flow, guaranteeing comfort	FXSA-A (UNIQUE FOR R-32)		●	●	●	●	●	●	●		●	●	●	●		
Concealed ceiling	NEW Concealed ceiling unit with high ESP	ESP up to 270 Pa, ideal for extra large sized spaces › Optimum comfort guaranteed no matter the length of ductwork or type of grilles, thanks to automatic air flow adjustment › Large capacity unit: up to 31.5 kW heating capacity	FXMA-A							●	●		●	●	●		●	●
Wall mounted	Wall mounted unit	For rooms with no false ceilings nor free floor space › Flat, stylish front panel is more easy to clean › Small capacity unit developed for small of well-insulated rooms › Reduced energy consumption thanks to DC fan motor › The air is comfortably spread up- and downwards thanks to 5 different discharge angles	FXAA-A		●	●	●	●	●	●	●							
Ceiling suspended	NEW Ceiling suspended unit	For wide rooms with no false ceilings nor free floor space › Ideal for comfortable air flow in wide rooms thanks to Coanda effect › Rooms with ceilings up to 3.8m can be heated or cooled very easily! › Can easily be installed in both new and refurbishment projects › Can even be mounted in corners or narrow spaces without any problem	FXHA-A					●		●	●			●				
Ceiling suspended	NEW & UNIQUE 4-way blow ceiling suspended unit	Unique Daikin unit for high rooms with no false ceilings nor free floor space › Rooms with ceilings up to 3.5m can be heated up or cooled down very easily! › Can easily be installed in both new and refurbishment projects › Flexibility to suit every room layout	FXUA-A							●		●		●				
Cooling capacity (kW)[1]				1.1	1.7	2.2	2.8	3.6	4.5	5.6	7.1	8.0	9.0	11.2	14.0	16.0	22.4	28.0
Heating capacity (kW)[2]				1.3	1.9	2.5	3.2	4.0	5.0	6.3	8.0	9.0	10.0	12.5	16.0	18.0	25.0	31.5

Black and designer panels

Auto cleaning filter option

(1) Nominal cooling capacities are based on: indoor temperature: 27°CDB, 19°CWB, outdoor temperature: 35°CDB, equivalent refrigerant piping: 5m, level difference: 0m

(2) Nominal heating capacities are based on: indoor temperature: 20°CDB, outdoor temperature: 7°CDB, 6°CWB, equivalent refrigerant piping: 5m, level difference: 0m

VRV 5 indoor unit benefit overview

			Ceiling mounted cassette units		Concealed ceiling units			Wall mounted unit	Ceiling suspended units	
			FXFA-A	FXZA-A	FXDA-A	FXSA-A	NEW FXMA	FXAA-A	NEW FXHA-A	NEW FXUA-A
We care	Home leave operation	Maintains the indoor temperature at your specified comfort level during absence, thus saving energy.	●	●	●	●	●	●	●	●
We care	Fan only	The unit can be used as fan, blowing air without heating or cooling.	●	●	●	●	●	●	●	●
We care	Auto cleaning filter	The filter automatically cleans itself. Simplicity of upkeep means optimum energy efficiency and maximum comfort without the need for expensive or time-consuming maintenance.	○		○					
We care	Floor and presence sensor	The presence sensor directs the air away from any person detected in the room, when the air flow control is on. The floor sensor detects the average floor temperature and ensures an even temperature distribution between ceiling and floor.	○	○						
Comfort	Draught prevention	When starting to warm up or when the thermostat is off, the air discharge direction is set horizontally and the fan to low speed, to prevent draught. fter warming up, air discharge and fan speed are set as desired.	●	●						●
Comfort	Whisper quiet	Daikin indoor units are whisper quiet. Also the outdoor units are guaranteed not to disturb the quiet of the neightbourhood.	●	●	●	●		●		
Comfort	Auto cooling-heating changeover	Automatically selects cooling or heating mode to achieve the set temperature.	●	●	●	●	●	●	●	●
Air treatment	Air filter	Removes airborne dust particles to ensure a steady supply of clean air.	● (2)	● (2)	● (2)	● (2)	● (2)	● (2)	● (2)	● (2)
Humidity control	Dry programme	Allows humidity levels to be reduced without variations in room temperature.	●	●	●	●	●	●	●	●
Air flow	Ceiling soiling prevention	Prevents air from blowing out too long in horizontal position, to prevent ceiling stains.	●	●						
Air flow	Vertical auto swing	Possibility to select automatic vertical moving of the air discharge flaps for efficient air and temperature distribution throughout the room.	●	●				●	●	●
Air flow	Fan speed steps	Allows to select up to the given number of fan speed.	5 + auto	3 + auto	3 + auto	3 + auto	3 + auto	3 + auto	3 + auto	3 + auto
Air flow	Individual flap control	Individual flap control via the wired remote controller enables you to easily fix the position of each flap individually, to suit any new room configuration. Optional closure kits are available as well.	●	●						●
Remote control & timer	Onecta controller (BRP069C51)	Control your indoor climate from any location via smartphone or tablet.	○	○	○	○	○	○	○	○
Remote control & timer	Weekly timer	Can be set to start heating or cooling anytime on a daily or weekly basis.	○	○	○	○	○	○	○	○
Remote control & timer	Infrared remote control	Starts, stops and regulates the air conditioner from a distance.	○ (1)	○ (1)	○ (1)	○ (1)	○ (1)	○ (1)	○ (1)	○ (1)
Remote control & timer	Wired remote control	Starts, stops and regulates the air conditioner.	● (3)	● (3)	● (3)	● (3)	● (3)	● (3)	● (3)	● (3)
Remote control & timer	Centralised control	Starts, stops and regulates several air conditioners from one central point.	○	○	○	○	○	○	○	○
Other funtcions	Auto-restart	The unit restarts automatically at the original settings after power failure.	●	●	●	●	●	●	●	●
Other funtcions	Self-diagnosis	Simplifies maintenance by indicating system faults or operating anomalies.	●	●	●	●	●	●	●	●
Other funtcions	Drain pump kit	Facilitates condensation draining from the indoor unit.	●	●	●	●	●	○	○	●
Other funtcions	Multi tenant	The indoor unit's main power supply can be turned off when leaving the hotel or office building.	●	●	●	●		●		

● standard, ○ optional

(1) Must be combined with Madoka wired remote controller.

(2) Pre filter

(3) BRC1H52W/S/K is a required option



Concealed ceiling unit with high esp

Round flow cassette

Slim concealed ceiling unit

4-way blow ceiling suspended unit

Fully flat cassette

The most comfortable cassette just got better

New round flow cassette

ROUND FLOW

› **Bigger louvers** and **new sensor logic** further improves equal air distribution in the room

› **Widest ever choice in panels** for cassette units, with up to 8 different panels



Black auto cleaning panel



Black designer panel

Full white standard panel

White designer panel

› Comes with the known benefits: **360° air flow discharge and intelligent sensors**

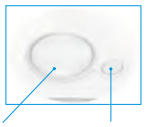

› **Auto cleaning** panels available in black and white



Auto cleaning filter

Dust can simply be removed using a vacuum cleaner without opening the unit.

* Available as an option

ROUND FLOW

BLUEVOLUTION

Round flow cassette

360° air discharge for optimum efficiency and comfort

- Optimised design for R-32 refrigerant
- Optional automatic filter cleaning panel results in higher efficiency & comfort and lower maintenance costs.
- Two optional intelligent sensors improve energy efficiency and comfort
- Widest choice ever in decoration panels: designer panels in white (RAL9010) and black (RAL9005) and standard panels in white (RAL9010) with grey louvers or full white
- Bigger flaps and unique swing pattern improve equal air distribution
- Individual flap control: flexibility to suit every room layout without changing the location of the unit!
- Lowest installation height in the market: 214mm for class 20-63
- Optional fresh air intake
- Standard drain pump with 675mm lift increases flexibility and installation speed

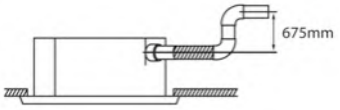

White panel

White auto cleaning panel

Black panel

Black design panel

More details and final information can be found by scanning or clicking the QR codes.

FXFA-A

Indoor Unit				FXFA	20A	25A	32A	40A	50A	63A	80A	100A	125A
Cooling capacity	Total capacity	At high fan speed		kW	2.20	2.80	3.60	4.50	5.60	7.10	9.00	11.20	14.00
Heating capacity	Total capacity	At high fan speed		kW	2.50	3.20	4.00	5.00	6.30	8.00	10.00	12.50	16.00
Power input - 50Hz	Cooling	At high fan speed		kW	0.017			0.018	0.023	0.028	0.045	0.078	0.103
	Heating	At high fan speed		kW	0.017			0.018	0.023	0.028	0.045	0.078	0.103
Dimensions	Unit	HeightxWidthxDepth		mm	204x840x840						246x840x840		288x840x840
Weight	Unit			kg	18			19	21		24		26
Casing	Material				Galvanised steel plate								
Decoration panel	Model				Standard panels: BYCQ140E - white with grey louvers / BYCQ140EW - full white / BYCQ140EB - black Auto cleaning panels: BYCQ140EGF - white / BYCQ140EGFB - black Designer panels: BYCQ140EP - white / BYCQ140EPB - black								
	Dimensions	HeightxWidthxDepth		mm	Standard panels: 65x950x950 / Auto cleaning panels: 148x950x950 / Designer panels: 106x950x950								
	Weight			kg	Standard panels: 5.5 / Auto cleaning panels: 10.3 / Designer panels: 6.5								
Fan	Air flow rate - 50Hz	Cooling	H/MH/M/ML/L	m^3/min	12.8/11.8/10.7/9.8/8.9			14.8/13.7/12.6/ 11.5/10.4	15.1/14.0/12.8/ 11.8/10.7	16.6/15.0/13.3/ 12.0/10.7	23.3/21.7/19.3/ 16.5/13.8	28.8/25.1/21.2/ 17.5/13.8	33.0/30.2/27.4/ 24.0/20.6
		Heating	H/MH/M/ML/L	m^3/min	12.8/11.8/10.7/9.8/8.9			14.8/13.7/12.6/ 11.5/10.4	15.1/14.0/12.8/ 11.8/10.7	16.6/15.0/13.3/ 12.0/10.7	23.3/21.7/19.3/ 16.5/13.8	29.0/25.1/21.2/ 17.5/13.8	33.0/30.2/27.4/ 24.0/20.6
Air filter	Type				Resin net								
Sound power level	Cooling	At high fan speed		dBA	49.0 (4)			51.0 (4)		53.0 (4)	55.0 (4)	60.0 (4)	61.0 (4)
Sound pressure level	Cooling	H/MH/M/ML/L		dBA	31.0/30.0/29.0/29.5/28.0 (4)			33.0/32.0/31.0/ 30.0/29.0 (4)		35.0/34.0/33.0/ 32.0/30.0 (4)	38.0/36.0/34.0/ 32.0/30.0 (4)	43.0/41.0/37.0/ 34.0/30.0 (4)	45.0/43.0/41.0/ 39.0/36.0 (4)
	Heating	H/MH/M/ML/L		dBA	31.0/30.0/29.0/29.5/28.0 (4)			33.0/32.0/31.0/ 30.0/29.0 (4)		35.0/34.0/33.0/ 32.0/30.0 (4)	38.0/36.0/34.0/ 32.0/30.0 (4)	43.0/41.0/37.0/ 34.0/30.0 (4)	45.0/43.0/41.0/ 39.0/36.0 (4)
Refrigerant	Type/GWP				R-32/675.0								
Piping connections	Liquid	OD		mm	6.35								9.52
	Gas	OD		mm	9.52			12.70					15.90
	Drain				VP25 (O.D. 32 / I.D. 25)								
Power supply	Phase/Frequency/Voltage			Hz/V	1~/50/60/220-240/220								
Current - 50Hz	Maximum fuse amps (MFA)			A	6								
Control systems	Infrared remote control				BRC7FA532F / BRC7FB532F / BRC7FA532FB / BRC7FB532FB (2)								
	Wired remote control				BRC1H52W/S/K								

(1) MFA is used to select the circuit breaker and the ground fault circuit interrupter (earth leakage circuit breaker). For more detailed information on each combination, please refer to the electrical data drawing | (2) Must be combined with Madoka wired remote controller. | (3) L/ML/M/MH/H are the different fan speeds availble. L= low; ML= medium low; M= medium; MH= medium high; H= high | (4) Sound of designer panel: +3dB | Contains fluorinated greenhouse gases

Fully Flat Cassette

Design & Genius in one

Why choose fully flat cassette

› Unique design in the market that integrates fully flat into the ceiling

› Advanced technology and top efficiency combined

› Most quiet cassette available on the market

FXZQ-A

Choice between grey or white panel

Benefits for the installer

› Unique product in the market!
› Most quiet unit (25dBA)
› The user-friendly remote control, available in several languages, enables the easy set-up of sensor option and control of the individual flap position
› Meeting European design taste.

Benefits for the consultant

› Unique product in the market!
› Blends seamlessly in any modern office interior design
› Ideal product to improve BREEAM score/EPBD in combination with Sky Air (FFA*) or VRV IV heat pump units (FXZQ*).

Benefits for the end user

› Engineering excellence and unique design in one
› Most quiet unit (25dBA)
› Perfect working conditions: no more cold draughts
› Save up to 27% on your energy bill thanks to the optional sensors
› Flexible usage of space and suits any room configuration thanks to individual flap control
› User-friendly remote control, available in several languages.

Fully flat cassette

Unique design in the market that integrates fully flat into the ceiling

- Optimised design for R-32 refrigerant
- Fully flat integration in standard architectural ceiling tiles, leaving only 8mm
- Remarkable blend of iconic design and engineering excellence with an elegant finish in white or a combination of silver and white
- Two optional intelligent sensors improve energy efficiency and comfort
- 15 class unit especially developed for small or well-insulated rooms, such as hotel bedrooms, small offices, etc.
- Individual flap control: flexibility to suit every room layout without changing the location of the unit!

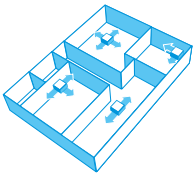

- Optional fresh air intake
- Standard drain pump with 630mm lift increases flexibility and installation speed

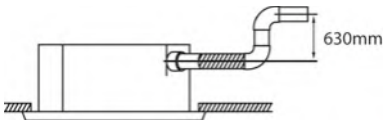

More details and final information can be found by scanning or clicking the QR codes.

FXZA-A

Indoor Unit				FXZA	15A	20A	25A	32A	40A	50A
Cooling capacity	Total capacity	At high fan speed		kW	1.70	2.20	2.80	3.60	4.50	5.60
Heating capacity	Total capacity	At high fan speed		kW	1.90	2.50	3.20	4.00	5.00	6.30
Power input - 50Hz	Cooling	At high fan speed		kW	0.018		0.020	0.019	0.029	0.048
	Heating	At high fan speed		kW	0.018		0.020	0.019	0.029	0.048
Dimensions	Unit	HeightxWidthxDepth		mm	260 x575 x575					
Weight	Unit			kg	15.5			16.5		18.5
Casing	Material				Galvanised steel plate					
Decoration panel	Model				BYFQ60C4W1W					
	Colour				White (N9.5)					
	Dimensions	HeightxWidthxDepth		mm	46 x620 x620					
	Weight			kg	2.8					
Decoration panel 2	Model				BYFQ60C4W1S					
	Colour				SILVER					
	Dimensions	HeightxWidthxDepth		mm	46 x620 x620					
	Weight			kg	2.8					
Decoration panel 3	Model				BYFQ60B3W1 + wire harness EKRS23					
	Colour				WHITE (RAL9010)					
	Dimensions	HeightxWidthxDepth		mm	55 x700 x700					
	Weight			kg	2.7					
Fan	Air flow rate - 50Hz	Cooling	At high/medium/ low fan speed	m^3/min	8.5/7.0/6.5	8.7/7.5/6.5	9.0/8.0/6.5	10.0/8.5/7.0	11.5/9.5/8.0	14.0/12.5/10.0
		Heating	At high/medium/ low fan speed	m^3/min	8.5/7.0/6.5	8.7/7.5/6.5	9.0/8.0/6.5	10.0/8.5/7.0	11.5/9.5/8.0	14.0/12.5/10.0
Air filter	Type				Resin net					
Sound power level	Cooling	At high fan speed		dBA	49		50	51	54	60
Sound pressure level	Cooling	At high/medium/low fan speed		dBA	31.5/28.0/25.5	32.0/29.5/25.5	33.0/30.0/25.5	33.5/30.0/26.0	37.0/32.0/28.0	43.0/40.0/33.0
	Heating	At high/medium/low fan speed		dBA	31.5/28.0/25.5	32.0/29.5/25.5	33.0/30.0/25.5	33.5/30.0/26.0	37.0/32.0/28.0	43.0/40.0/33.0
Refrigerant	Type/GWP				R-32/675.0					
Piping connections	Liquid	OD		mm	6.35					
	Gas	OD		mm	9.52				12.70	
	Drain				VP20 (I.D. 20/O.D. 26)					
Power supply	Phase/Frequency/Voltage			Hz/V	1~/50/60/220-240/220					
Current - 50Hz	Maximum fuse amps (MFA)			A	6					
Control systems	Infrared remote control				BRC7F530W (white panel) / BRC7F530S (grey panel) / BRC7EB530W (standard panel) (1)					
Control systems	Wired remote control				BRC1H52W/S/K					

Dimensions do not include control box | (1) Must be combined with Madoka wired remote controller* feature | Contains fluorinated greenhouse gases

Auto cleaning filter for concealed ceiling units



The unique automatic cleaning filter achieves higher efficiency and comfort with lower maintenance costs

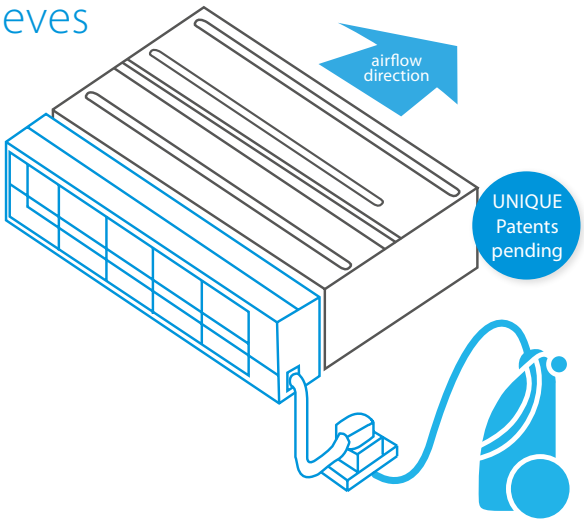

Reduce running costs

› Automatic filter cleaning ensures low maintenance costs because the filter is always clean

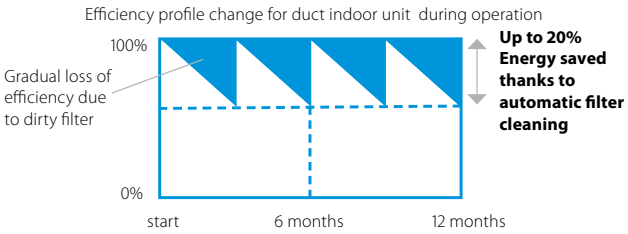

Minimal time required for filter cleaning

› The dust box can be emptied with a vacuum cleaner for fast and easy cleaning
› No more dirty ceilings

Improved indoor air quality

› Optimum airflow eliminates draft and insulates sound

Superb reliability

› Prevents clogged filters for seamless operation

Unique technology

› Unique and innovative filter technology inspired by the Daikin auto cleaning cassette

How does it work?

1. **Scheduled automatic filter cleaning**
2. **Dust collects in a dust box that's integrated into the unit**
3. **The dust can easily be removed with a vacuum cleaner**

Combination table

	Split / Sky Air				VRV						
	FDXM-F9				FXDA-A/FXDQ-A3						
	25	35	50	60	15	20	25	32	40	50	63
BAE20A62	•	•			•	•	•	•			
BAE20A82									•	•	
BAE20A102			•	•							•

Specifications

	BAE20A62	BAE20A82	BAE20A102
Height (mm)	210		
Width (mm)	830	1,030	1,230
Depth (mm)	188		

Slim concealed ceiling unit

Slim design for flexible installation

- Optimised design for R-32 refrigerant
- 10 class unit especially developed for small or well-insulated rooms, such as hotel bedrooms, small offices, etc.
- Compact dimensions, can easily be mounted in a ceiling void of only 240mm

SERIE A (15, 20, 25, 32)

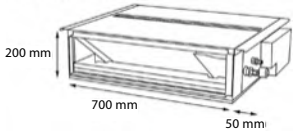

- Medium external static pressure up to 44Pa facilitates unit use with flexible ducts of varying lengths
- Discretely concealed in the wall: only the suction and discharge grilles are visible
- Optional auto cleaning filter option ensures maximum efficiency, comfort and reliability by regular filter cleaning
- Flexible installation, as the air suction direction can be altered from rear to bottom suction

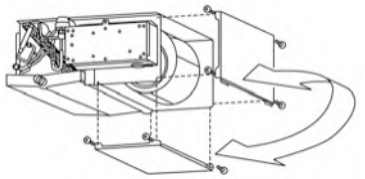

- Standard drain pump with 600mm lift increases flexibility and installation speed

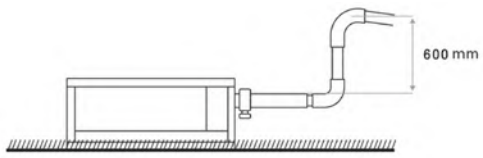



Auto cleaning filter option

More details and final information can be found by scanning or clicking the QR codes.

FXDA-A

Indoor Unit				FXDA	10A	15A	20A	25A	32A	40A	50A	63A
Cooling capacity	Total capacity	At high fan speed		kW	1.10	1.70	2.20	2.80	3.60	4.50	5.60	7.10
Heating capacity	Total capacity	At high fan speed		kW	1.30	1.90	2.50	3.20	4.00	5.00	6.30	8.00
Power input - 50Hz	Cooling	At high fan speed		kW	0.026	0.035	0.030		0.035	0.038	0.049	0.058
	Heating	At high fan speed		kW	0.026	0.035	0.030		0.035	0.038	0.049	0.058
Required ceiling void >				mm	240							
Dimensions	Unit	HeightxWidthxDepth		mm	200x750x620					200x950x620		200x1,150x620
Weight	Unit			kg	22.0		23.0			26.5		30.5
Casing	Material				Galvanised steel							
Fan	Air flow rate - 50Hz	Cooling	At high/medium/ low fan speed	m^3/min	5.2/4.9/4.7	6.5/6.2/5.8	8.0/7.2/6.4			10.5/9.5/8.5	12.5/11.0/10.0	16.5/14.5/13.0
		Heating	At high/medium/ low fan speed	m^3/min	5.2/4.9/4.7	6.5/6.2/5.8	8.0/7.2/6.4			10.5/9.5/8.5	12.5/11.0/10.0	16.5/14.5/13.0
	External static pressure - 50Hz	Factory set / High		Pa	10/30					15/44		
Air filter	Type				Removable / washable							
Sound power level	Cooling	At high fan speed		dBA	48	50	51			52	53	54
Sound pressure level	Cooling	At high/medium/low fan speed		dBA	29.0/28.0/26.0	32.0/31.0/27.0	33.0/31.0/27.0			34.0/32.0/28.0	35.0/33.0/29.0	36.0/34.0/30.0
	Heating	At high/medium/low fan speed		dBA	29.0/28.0/26.0	32.0/31.0/27.0	33.0/31.0/27.0			34.0/32.0/28.0	35.0/33.0/29.0	36.0/34.0/30.0
Refrigerant	Type/GWP				R-32/675.0							
Piping connections	Liquid	OD		mm	6.35							
	Gas	OD		mm	9.52					12.70		
	Drain				VP20 (I.D. 20/O.D. 26)							
Power supply	Phase/Frequency/Voltage			Hz/V	1~/50/60/220-240/220							
Current - 50Hz	Maximum fuse amps (MFA)			A	6							
Control systems	Infrared remote control				BRC4C65 / BRC4C66 (1)							
	Wired remote control				BRC1H52W/S/K							

(1) Must be combined with Madoka wired remote controller | Contains fluorinated greenhouse gases

Concealed ceiling unit with medium ESP

Slimmest yet most powerful medium static pressure unit on the market

› Optimised design for R-32 refrigerant
› Slimmest unit in class, only 245mm (300mm built-in height) and therefore narrow ceiling voids are no longer a challenge

› Quiet operation: down to 25dBA sound pressure level
› Medium external static pressure up to 150Pa facilitates using flexible ducts of varying lengths
› Possibility to change ESP via wired remote control allows optimisation of the supply air volume
› Discretely concealed in the wall: only the suction and discharge grilles are visible
› 15 class unit especially developed for small or well-insulated rooms, such as hotel bedrooms, small offices, etc.
› Optional fresh air intake
› Fresh air intake integrated in the same system thus reducing installation cost as no additional ventilation device is required

Fresh air intake opening in casing

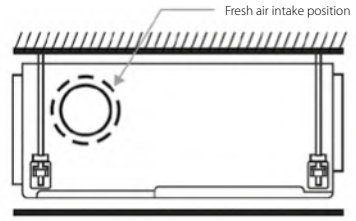

* Brings in up to 10% of fresh air into the room

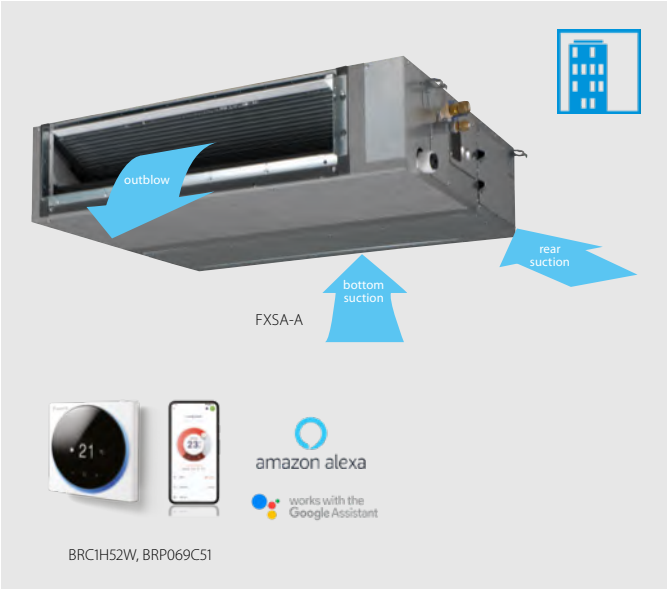

› Standard built-in drain pump with 625mm lift increases flexibility and installation speed

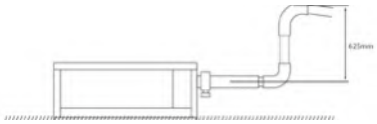

Automatic Airflow Adjustment function

Automatically selects the most appropriate fan curve to achieve the units' nominal air flow within ±10%

Why?

After installation the real ducting will frequently differ from the initially calculated air flow resistance ✳ the real air flow may be much lower or higher than nominal, leading to a lack of capacity or uncomfortable air temperature
Automatic Airflow Adjustment function will adapt the unit's fan speed to any ducting automatically (10 or more fan curves are available on every model), making installation much faster

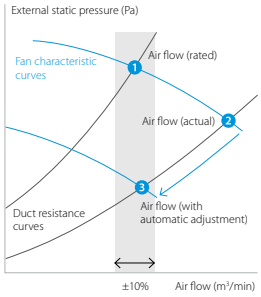

More details and final information can be found by scanning or clicking the QR codes.

FXSA-A

Indoor Unit				FXSA	15A	20A	25A	32A	40A	50A	63A	80A	100A	125A	140A
Cooling capacity	Total capacity	At high fan speed		kW	1.70	2.20	2.80	3.60	4.50	5.60	7.10	9.00	11.20	14.00	16.00
Heating capacity	Total capacity	At high fan speed		kW	1.90	2.50	3.20	4.00	5.00	6.30	8.00	10.00	12.50	16.00	18.00
Power input - 50Hz	Cooling	At high fan speed		kW	0.046			0.049	0.094	0.096	0.106	0.143	0.176	0.216	0.272
	Heating	At high fan speed		kW	0.046			0.049	0.094	0.096	0.106	0.143	0.176	0.216	0.272
Dimensions	Unit	HeightxWidthxDepth		mm	245x550x800				245x700x800		245x1,000x800		245x1,400x800		245x1,550x800
Weight	Unit			kg	23.5			24.0	28.5	29.0	35.5	36.5	46.0	47.0	51.0
Casing	Material				Galvanised steel plate										
Fan	Air flow rate - 50Hz	Cooling	At high/medium/ low fan speed	m^3/min	8.7/7.5/6.5	9.0/7.5/6.5		9.5/8.0/7.0	15.0/12.5/11.0	15.2/12.5/11.0	21.0/18.0/15.0	23.0/19.5/16.0	32.0/27.0/23.0	36.0/31.5/26.0	39.0/34.0/28.0
		Heating	At high/medium/ low fan speed	m^3/min	8.7/7.5/6.5	9.0/7.5/6.5		9.5/8.0/7.0	15.0/12.5/11.0	15.2/12.5/11.0	21.0/18.0/15.0	23.0/19.5/16.0	32.0/27.0/23.0	36.0/31.5/26.0	42.5/34.0/28.0
	External static pressure - 50Hz	Factory set / High		Pa	30/150							40/150		50/150	
Air filter	Type				Resin net										
Sound power level	Cooling	At high fan speed		dBA	54			55	60		59	61		64	
Sound pressure level	Cooling	At high/medium/low fan speed		dBA	29.5/28.0/25.0	30.0/28.0/25.0		31.0/29.0/26.0	35.0/32.0/29.0		33.0/30.0/27.0	35.0/32.0/29.0	36.0/34.0/31.0	39.0/36.0/33.0	41.5/38.0/34.0
	Heating	At high/medium/low fan speed		dBA	31.5/29.0/26.0	32.0/29.0/26.0		33.0/30.0/27.0	37.0/34.0/29.0		35.0/32.0/28.0	37.0/34.0/30.0	37.0/34.0/31.0	40.0/37.0/33.0	42.0/38.5/34.0
Refrigerant	Type/GWP				R-32/675.0										
Piping connections	Liquid	OD		mm	6.35								9.52		
	Gas	OD		mm	9.52				12.70				15.90		
	Drain				VP20 (I.D. 20/O.D. 26), drain height 625 mm										
Power supply	Phase/Frequency/Voltage			Hz/V	1~/50/60/220-240/220										
Current - 50Hz	Maximum fuse amps (MFA)			A	6										
Control systems	Infrared remote control				BRC4C65 / BRC4C66 (1)										
	Wired remote control				BRC1H52W/S/K										

(1) Must be combined with Madoka wired remote controlle | Contains fluorinated greenhouse gases

Concealed ceiling unit with high ESP

Ideal for large sized spaces ESP up to 270 Pa

- Optimised for R-32 refrigerant
- Possibility to change ESP via wired remote control allows optimisation of the supply air volume
- High external static pressure up to 270Pa facilitates extensive duct and grille network
- Discretely concealed in the wall: only the suction and discharge grilles are visible
- Fresh air intake integrated in the same system thus reducing installation cost as no additional ventilation device is required (50-125 class)

Fresh air intake opening in casing

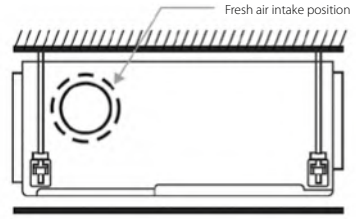

* Brings in up to 10% of fresh air into the room

- Flexible installation, as the air suction direction can be altered from rear to bottom suction (50-125 class)

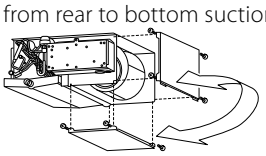

- Standard built-in drain pump with 625mm lift increases flexibility and installation speed (optional for 200-250)

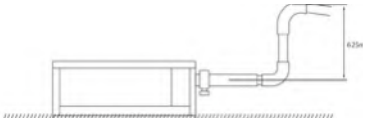

- High external static pressure up to 270Pa facilitates extensive duct and grille network
- Large capacity unit: up to 31.5 kW heating capacity

Automatic Airflow Adjustment function

Automatically selects the most appropriate fan curve to achieve the units' nominal air flow within ±10%

Why?

After installation the real ducting will frequently differ from the initially calculated air flow resistance ✳ the real air flow may be much lower or higher than nominal, leading to a lack of capacity or uncomfortable air temperature

Automatic Airflow Adjustment function will adapt the unit's fan speed to any ducting automatically (10 or more fan curves are available on every model), making installation much faster

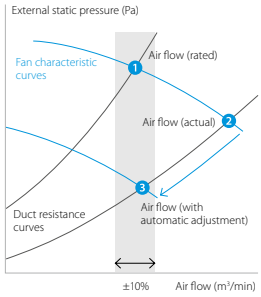

More details and final information can be found by scanning or clicking the QR codes.

FXMA-A

Indoor Unit				FXMA	50A	63A	80A	100A	125A	200A	250A
Cooling capacity	Total capacity	At high fan speed		kW	5.6	7.1	9.0	11.2	14.0	22.4	28.0
Heating capacity	Total capacity	At high fan speed		kW	6.3	8.0	10.0	12.5	16.0	25.0	31.5
Power input - 50Hz	Cooling	At high fan speed		kW	0.121	0.132	0.198	0.214	0.254	0.895	1.185
	Heating	At high fan speed		kW	-						
Required ceiling void >				mm	350					-	
Dimensions	Unit	HeightxWidthxDepth		mm	300x1,000x700			300x1,400x700		470x1,380x1,100	
Weight	Unit			kg	35			46		132	
Fan	Air flow rate - 50Hz	Cooling	H/M/L fan speed	m³/min	18.0/16.5/15.0	19.5/17.5/16.0	25.0/22.5/20.0	32.0/27.5/23.0	36/30/26	58/-/50	72/-/62
		Heating	H/M/L fan speed	m³/min	-/-/-						
	External static pressure - 50Hz	Factory set / High		Pa	100/200					160/270	170/270
Air filter	Type				Resin net					-	
Sound power level	Cooling	H/M/L fan speed		dBA	61.0/-/-	64.0/-/-	67.0/-/-	65.0/-/-	70.0/-/-	75	76
Sound pressure level	Cooling	H/M/L fan speed		dBA	41.0/-/37.0	42.0/-/38.0	43.0/-/39.0		44.0/-/40.0	48/-/45	
	Heating	H/M/L fan speed		dBA	41.0/-/37.0	42.0/-/38.0	43.0/-/39.0		44.0/-/40.0	-/-/-	
Refrigerant	Type/GWP				R-32/675						
Piping connections	Liquid	OD		mm	6.35			9.52			
	Gas	OD		mm	12.7			15.9		19.1	22.2
	Drain				VP25 (I.D. 25/O.D. 32)					PS1B	
Power supply	Phase/Frequency/Voltage			Hz/V	1~/50/60/220-240/220					1~/50 /220-240	
Current - 50Hz	Maximum fuse amps (MFA)			A	16						
Control systems	Infrared remote control				BRC4C65						
	Wired remote control				BRC1H52W/S/K						

Contains fluorinated greenhouse gases

*Note: blue cells contain preliminary data

Wall mounted unit

For rooms with no false ceilings nor free floor space

- Optimised design for R-32 refrigerant
- Flat, stylish front panel blends easily within any interior décor and is easier to clean
- Can easily be installed in both new and refurbishment projects
- The air is comfortably spread up- and downwards thanks to 5 different discharge angles that can be programmed via the remote control
- Maintenance operations can be performed easily from the front of the unit

3 fan speeds available!

More details and final information can be found by scanning or clicking the QR codes.

FXAA-A

Indoor Unit				FXAA	15A	20A	25A	32A	40A	50A	63A
Cooling capacity	Total capacity	At high fan speed		kW	1.7	2.2	2.8	3.6	4.5	5.6	7.1
Heating capacity	Total capacity	At high fan speed		kW	1.9	2.5	3.2	4.0	5.0	6.3	8.0
Power input - 50Hz	Cooling	At high fan speed		kW	0.017	0.019	0.028	0.030	0.025	0.033	0.050
	Heating	At high fan speed		kW	0.025	0.029	0.034	0.035	0.030	0.039	0.060
Dimensions	Unit	HeightxWidthxDepth		mm	290x795x266				290x1,050x269		
Weight	Unit			kg	12				15		
Fan	Air flow rate - 50Hz	Cooling	At high/medium/ low fan speed	m^3/min	7.1/6.8/6.5	7.9/7.2/6.5	8.3/7.4/6.5	9.4/8.0/6.5	12.2/11.0/9.8	14.2/12.6/10.9	18.2/15.5/12.9
		Heating	At high/medium/ low fan speed	m^3/min	7.8/7.1/6.5	8.6/7.5/6.5	9.0/7.7/6.5	9.9/8.2/6.5	12.2/11.0/9.8	15.2/13.7/12.1	18.7/16.4/14.1
Air filter	Type				Removable / washable						
Sound power level	Cooling	At high fan speed		dBA	51.0	52.0	53.0	55.0		58.0	63.0
Sound pressure level	Cooling	At high/medium/low fan speed		dBA	32.0/30.5/28.5	33.0/31.0/28.5	35.0/32.0/28.5	37.5/33.0/28.5	37.0/35.5/33.5	41.0/38.5/35.5	46.5/42.5/38.5
	Heating	At high/medium/low fan speed		dBA	33.0/31.0/28.5	34.0/31.5/28.5	36.0/32.5/28.5	38.5/33.5/28.5	38.0/36.0/33.5	42.0/39.0/35.5	47.0/43.0/38.5
Refrigerant	Type/GWP				R-32/675.0						
Piping connections	Liquid	OD		mm	6.35						
	Gas	OD		mm	9.52				12.70		
	Drain				VP13 (I.D. 15/O.D. 18)						
Power supply	Phase/Frequency/Voltage			Hz/V	1~/50 /220-240						
Current - 50Hz	Maximum fuse amps (MFA)			A	6						
Control systems	Infrared remote control				BRC7EA630 (1)						
	Wired remote control				BRC1H52W/S/K						

(1) Must be combined with Madoka wired remote controller | Contains fluorinated greenhouse gases

Ceiling suspended unit

For wide rooms with no false ceilings nor free floor space

- Optimised for R-32 refrigerant
- Ideal for comfortable air flow in wide rooms thanks to Coanda effect: up to 100° discharge angle

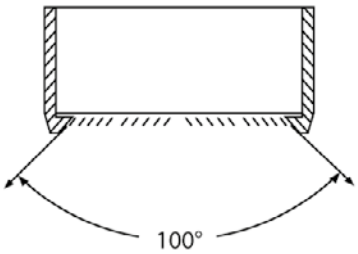

- Even rooms with ceilings up to 3.8m can be heated up or cooled down very easily without capacity loss
- Can easily be installed in both new and refurbishment projects
- Can easily be mounted in corners and narrow spaces, as it only needs 30mm lateral service space



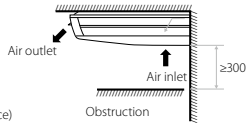

- Fresh air intake integrated in the same system thus reducing installation cost as no additional ventilation device is required

Fresh air intake opening in casing

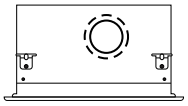

* Brings in up to 10% of fresh air into the room

- Stylish unit blends easily with any interior. The flaps close entirely when the unit is not operating and there are no air intake grilles visible

More details and final information can be found by scanning or clicking the QR codes.

FXHA-A

Indoor Unit				FXHA	32A	50A (NEW capacity range)	63A	100A
Cooling capacity	Total capacity	At high fan speed		kW	3.6	5.6	7.1	11.2
Heating capacity	Nom.				4.0	6.3	8.0	12.5
	Total capacity	At high fan speed		kW	4.0	6.3	8.0	12.5
Power input - 50Hz	Cooling	At high fan speed		kW	0.033	0.037	0.051	0.086
	Heating	At high fan speed		kW	0.033	0.037	0.051	0.086
Dimensions	Unit	HeightxWidthxDepth		mm	235x960x690	235x1,270x690		235x1,590x690
Weight	Unit			kg	28	36		43
Casing	Material				Resin, sheet metal			
Fan	Air flow rate - 50Hz	Cooling	At high/medium/low fan speed	m^3/min	12.5/11.0/10.0	16.0/14.0/12.5	17.5/15.0/13.0	27.0/22.0/19.0
		Heating	At high/medium/low fan speed	m^3/min	12.5/11.0/10.0	16.0/14.0/12.5	17.5/15.0/13.0	27.0/22.0/19.0
Air filter	Type				Resin net with mold resistance			
Sound power level	Cooling	At high/medium/low fan speed		dBA	54.0/52.0/49.0	54.0/52.0/50.0	55.0/53.0/52.0	62.0/55.0/52.0
	Heating	At high/medium/low fan speed		dBA	54.0/52.0/49.0	54.0/52.0/50.0	55.0/53.0/52.0	62.0/55.0/52.0
Sound pressure level	Cooling	At high/medium/low fan speed		dBA	36.0/34.0/31.0	36.5/34.5/33.0	37.0/35.0/34.0	44.0/37.0/34.0
	Heating	At high/medium/low fan speed		dBA	36.0/34.0/31.0	36.5/34.5/33.0	37.0/35.0/34.0	44.0/37.0/34.0
Refrigerant	Type/GWP				R-32/675			
Piping connections	Liquid	OD		mm	6.4			9.52
	Gas	OD		mm	9.52	12.7		15.9
	Drain				VP20			
Power supply	Phase/Frequency/Voltage			Hz/V	1~/50/60/220-240/220			
Current - 50Hz	Maximum fuse amps (MFA)			A	6			
Control systems	Infrared remote control				BRC7GA53-9			
	Wired remote control				BRC1H52W/S/K			

Contains fluorinated greenhouse gases

4-way blow ceiling suspended unit

Unique Daikin unit for high rooms with no false ceilings nor free floor space

- Optimised for R-32 refrigerant
- Even rooms with ceilings up to 3.5m can be heated up or cooled down very easily without capacity loss
- Can easily be installed in both new and refurbishment projects
- Individual flap control: flexibility to suit every room layout without changing the location of the unit!

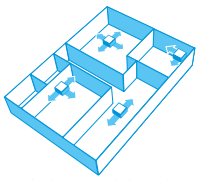

- Stylish unit blends easily with any interior. The flaps close entirely when the unit is not operating and there are no air intake grilles visible
- Optimum comfort guaranteed with automatic air flow adjustment to the required load
- 5 different discharge angles between 0 and 60° can be programmed via the remote control

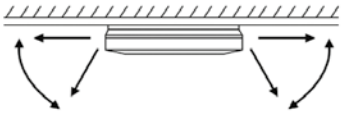

- Standard drain pump with 720mm lift increases flexibility and installation speed

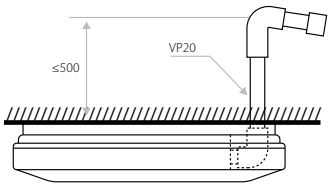

More details and final information can be found by scanning or clicking the QR codes.

FXUA-A

					NEW capacity range		
Indoor Unit				**FXUA**	**50A**	**71A**	**100A**
Cooling capacity	Total capacity	At high fan speed		kW	5.6	8.0	11.2
Heating capacity	Total capacity	At high fan speed		kW	6.3	9.0	12.5
Power input - 50Hz	Cooling	At high fan speed		kW	0.029	0.055	0.117
	Heating	At high fan speed		kW	0.029	0.055	0.117
Dimensions	Unit	HeightxWidthxDepth		mm	198x950x950		
Weight	Unit			kg	27		28
Casing	Material				Resin		
Fan	Type				Turbo fan		
	Quantity				1		
	Air flow rate - 50Hz	Cooling	At high/medium/ low fan speed	m^3/min	17.0/14.5/13.0	22.5/18.5/16.0	31.0/25.5/21.0
		Heating	At high/medium/ low fan speed	m^3/min	17.0/14.5/13.0	22.5/18.5/16.0	31.0/25.5/21.0
Air filter	Type				Resin net		
Sound power level	Cooling	At high/medium/low fan speed		dBA	55.0/53.0/51.0	58.0/56.0/54.0	65.0/62.0/58.0
	Heating	At high/medium/low fan speed		dBA	55.0/53.0/51.0	58.0/56.0/54.0	65.0/62.0/58.0
Sound pressure level	Cooling	At high/medium/low fan speed		dBA	37.0/35.0/33.0	40.0/38.0/36.0	47.0/44.0/40.0
	Heating	At high/medium/low fan speed		dBA	37.0/35.0/33.0	40.0/38.0/36.0	47.0/44.0/40.0
Refrigerant	Type/GWP				R-32/675		
Piping connections	Liquid	OD		mm	6.4		9.52
	Gas	OD		mm	12.7		15.9
	Drain				VP20		
Power supply	Phase/Frequency/Voltage			Hz/V	1~/50/60/220-240/220		
Current - 50Hz	Maximum fuse amps (MFA)			A	6		
Control systems	Infrared remote control				BRC7CB58 / BRC7CB59		
	Wired remote control				BRC1H52W/S/K		

Contains fluorinated greenhouse gases

Products overview VRV IV

LOOP BY DAIKIN (1)

R-410A

	Model		Product name	4	5	6	8	10	12	13	14	16	18	20	22	24	26	28	30
Air cooled - heat recovery	UNIQUE VRV IV heat recovery	Best efficiency & comfort solution › Fully integrated solution with heat recovery for maximum efficiency › Covers all thermal needs of a building via a single point of contact: accurate temperature control, ventilation, hot water, air handling units and Biddle air curtains › "Free" heating and hot water through heat recovery › The perfect personal comfort for guests/tenants via simultaneous cooling and heating › Incorporates VRV IV standards & technologies such as Variable Refrigerant temperature and continuous heating › Allows technical cooling › Widest range of BS boxes on the market	REYQ-U VRV IV+				●	●	●		●	●	●	●					
								●		●		●	●	●	●	●	●	●	●
	VRV IV heat pump with continuous heating	Daikin's optimum solution with top comfort › Continuous heating during defrost › Covers all thermal needs of a building via a single point of contact: accurate temperature control, ventilation, hot water, air handling units and Biddle air curtains › Connectable to stylish indoor units (Daikin Emura, Stylish,...) › Incorporates VRV IV standards & technologies such as Variable Refrigerant temperature and continuous heating	RYYQ-U VRV IV+				●	●	●		●	●	●	●					
												●	●	●	●	●	●	●	●
	VRV IV heat pump without continuous heating	Daikin's solution for comfort & low energy consumption › Covers all thermal needs of a building via a single point of contact: accurate temperature control, ventilation, hot water, air handling units and Biddle air curtains › Connectable to stylish indoor units (Daikin Emura, Stylish,...) › Incorporates VRV IV standards & technologies such as Variable Refrigerant temperature	RXYQ-U VRV IV+				●	●	●		●	●	●	●					
												●	●	●	●	●	●	●	●
Air cooled - heat pump	VRVIV-S series Compact	The most compact VRV › Compact and lightweight single fan design saves space and is easy to install › Covers all thermal needs of a building via a single point of contact: accurate temperature control, ventilation, air handling units and Biddle air curtains › Either connect VRV of stylish indoor units (Daikin Emura, Stylish,...) › Incorporates VRV IV standards & technologies such as Variable Refrigerant temperature	RXYSCQ-TV1 VRV IV S-series Compact	●	●	●													
	UNIQUE VRVIV-S series	Space saving solution without compromising on efficiency › Space saving trunk design for flexible installation › Covers all thermal needs of a building via a single point of contact: accurate temperature control, ventilation, air handling units and Biddle air curtains › Either connect VRV of stylish indoor units (Daikin Emura, Stylish,...) › Incorporates VRV IV standards & technologies such as Variable Refrigerant temperature	RXYSQ-TV9/TY9/TY1 VRV IV S-series TV9	●	●	●													
			TY9/TY1	●	●	●	●	●	●										
	UNIQUE VRV IVheat pump for indoor installation	The invisible VRV › Unique VRV heat pump for indoor installation › Total flexibility for any shop location and building type as the outdoor unit is invisible and split up in 2 parts › Incorporates VRV IV standards & technologies such as Variable Refrigerant temperature › Covers all thermal needs of a building via a single point of contact: accurate temperature control, ventilation and Biddle air curtains	SB.RKXYQ-T(8) VRV IV i-series		●		●												
	VRV IV heat pump, optimised for cold climates	Where heating is priority without compromising on efficiency › Suitable for single source heating › Extended operation range down to -25°C in heating › Stable heating capacity without any capacity loss down to -15°C › Very economical solution as a smaller outdoor unit model can be used compared to the standard series	RXYLQ-T VRV IV C+series					●	●		●	●	●	●	●	●	●	●	●
Replacement	heat recovery	Quick & quality replacement for R-22 and R-407C systems › Cost-effective and fast replacement through re-use of exisiting piping › Drastically improve your comfort, efficiency and reliability › No interuption of daily business while replacing your system › Replace Daikin and other manufacturers systems safely	RQCEQ-P3 VRVIII-Q					●		●		●	●	●	●	●	●	●	●
	heat pump	Quick & quality replacement for R-22 and R-407C systems › Cost-effective and fast replacement through re-use of exisiting piping › Drastically improve your comfort, efficiency and reliability › No interuption of daily business while replacing your system › Replace Daikin and other manufacturers systems safely › Incorporates VRV IV standards & technologies such as Variable Refrigerant temperature	RXYQQ-U VRV IV Q+series		●		●	●	●		●	●	●	●					
												●	●	●	●	●	●	●	●
Water cooled	Water cooled VRV IV	Ideal for high rise buildings, using water as heat source › Reduced CO_2 emissions thanks to the use of geothermal energy as a renewable energy source › No need for an external heating or cooling source when used in geothermal mode › Compact & lightweight design can be stacked for maximum space saving › Incorporates VRV IV standards & technologies such as Variable Refrigerant temperature › Variable Water Flow control option increases flexibility and control › Mixed connection of HT hydroboxes and VRV indoor units › Either connect VRV of stylish indoor units (Daikin Emura, Stylish,...) › 2 analogue input signals allowing external control	RWEYQ-T9* VRV IV W+series				●	●	●		●								
												●	●	●	●	●	●	●	●

Ranges marked with '*' are not Eurovent certified. Multi combinations are not in scope of the Eurovent certification programme
(1) LOOP by Daikin is applicable for VRV units produced and sold in Europe (EU member states, UK, Bosnia-Herzegovina, Serbia, Montenegro, Kosovo, Albania, North Macedonia, Iceland, Norway, Switzerland). RXYSCQ-TV1, RXYSQ8-10-12TY1 and RQCEQ-P3 are not part of the LOOP by Daikin programme.

● Single unit
● Multi combination

Capacity (HP) 32	34	36	38	40	42	44	46	48	50	52	54	Description / Combination	**VRV** indoor units	Residential indoor units	**LT Hydrobox** HXY-A	**HT Hydrobox** HXHD-A	HRV units VAM-, VKM-	**AHU connection** EKEXV- + EKEQMCBA	**AHU connection** EKEXV- + EKEQFCBA	**Air curtains** CYV-DK-	Remarks
												VRV IV⁺ Heat Recovery REYQ	○		○	○	○	○		○	› Standard total system connection ratio limit: 50 ~ 130%
												with only VRV indoor units	✓								
												with LT/HT Hydroboxes	✓		✓	✓	✓				› Max 32 indoor units, even on 16HP and larger systems › Total system connection ratio with HT hydroboxes up to 200% possible
												HRV units VAM-, VKM-	✓		✓	✓	✓	✓		✓	› Dedicated systems (with only ventilation units) not allowed – a mix with standard VRV indoor units is always necessary
●	●	●	●	●	●	●	●	●	●	●	●	AHU connection EKEXV + EKEQMCBA	✓				✓	✓		✓	
												Biddle air curtain CYV-DK-	✓				✓	✓		✓	› Total system connection ratio with AHU is 50 ~ 110%
												VRV IV⁺ Heat Pump (RYYQ/RXYQ)	○	○	○		○	○	○	○	› Standard total system connection ratio limit: 50 ~ 130%
												with only VRV indoor units	✓								› 200% total system connection ratio possible under special circumstances
●	●	●	●	●	●	●	●	●	●	●	●	with residential indoor units	✓	✓			✓				› Only single-module systems (RYYQ 8~20 T / RXYQ 8~20 T) › Max 32 indoor units, even on 16HP, 18HP and 20HP systems › Connection ratio: 80 ~ 130%
												with LT Hydroboxes	✓		✓		✓				› Max 32 indoor units, even on 16HP and larger systems › Contact Daikin in case of multi-module systems (>20HP)
												HRV units VAM-, VKM-	✓	✓	✓		✓	✓		✓	
												AHU connection EKEXV + EKEQMCBA	✓				✓	✓		✓	› Total system connection ratio with AHU is 50 ~ 110%
●	●	●	●	●	●	●	●	●	●	●	●	AHU connection EKEXV + EKEQFCBA							✓		
												Biddle air curtain CYV-DK-	✓				✓	✓		✓	
												VRV IV-S RXYSQ-/RXYSCQ-	○	○			○	○		○	› Standard total system connection ratio limit: 50 ~ 130%
												with VRV indoor units only	✓				✓	✓		✓	
												with residential indoor units only		✓							› With residential indoor: connection ratio limit: 80 ~ 130%
												VRV IV i series SB.RKXYQ	✓				✓	✓		✓	› Standard total system connection ratio limit: 50 ~ 130%
												VRV IV-C⁺ series RXYLQ	○	○	○		○	○	○	○	› Standard total system connection ratio limit: 70 ~ 130%
												with VRV indoor units only	✓				✓			✓	
												with residential indoor units only		✓							› With residential indoor: connection ratio limit: 80 ~ 130%
●	●	●	●	●	●							with LT hydroboxes	✓		✓		✓				› Max. 32 indoor units, contact Daikin in case of multi-module systems (> 14HP)
												AHU connection EKEXV + EKEQMCBA	✓				✓	✓		✓	› Total system connection ratio is 70~110%
												AHU connection EKEXV + EKEQFCBA	✓						✓		› With AHU only connection ration is 90~110%
												VRV III-Q⁺ series Replacement H/R RQCEQ	✓				✓				› Standard total system connection ratio limit: 50 ~ 130%
●	●	●	●	●	●							**VRV IV-Q Replacement H/P** RXYQQ	✓				✓	✓		✓	› Standard total system connection ratio limit: 50 ~ 130%
												VRV IV-W⁺ series Water-cooled VRV RWEYQ	○	○		○	○	○	○	○	› Standard total system connection ratio limit: 50 ~ 130%
												with VRV indoor units	✓			✓	✓	✓	✓	✓	
												with split indoor units	✓	✓			✓				› Only single-module systems (RWEYQ8-14T9) › Max 32 indoor units › Connection ratio: 80 ~ 130% › only in heat pump version
●	●	●	●	●	●							with HT hydrobox	✓			✓					
												AHU connection	✓					✓			› Total system connection ratio with AHU + X indoor is 50 ~ 110% › Total system connection ration with AHU only is 90~ 110%

○ ... connection of indoor unit possible, but not neccessarily simultaneously with other allowed indoor units
✓ ... connection of indoor unit possible even simultaneously with other checked units in the same row
× ... connection of indoor not possible on this outdoor unit system

L∞P BY DAIKIN VRV IV+ HEAT RECOVERY

PARK PHI
BREEAM EXCELLENT OFFICE BUILDING
WATERCOOLED VRV

VRV IV i-SERIES VRV IV HEAT PUMP
FOR INDOOR INSTALLATION

HOTEL LE PIGONNET, 8 REPLACEMENT VRV

L∞P BY DAIKIN VRV IV S-SERIES

BASTIDE ROUGE, OFFICE BUILDING, VRV IV WITH CONTINUOUS HEATING

Innovation in detail

L∞P by Daikin

Make a positive choice and reuse refrigerant to avoid more than 150,000 kg of virgin gas being produced each year.

Inspired to help?
Find out more about Daikin's initiatives to build a circular economy of refrigerants: www.daikin.eu/building-a-circular-economy

"Free" heat and hot water production

An integrated heat recovery system reuses heat from offices, server rooms, to warm other areas or create hot water.

Maximum comfort

A VRV heat-recovery system allows simultaneous cooling and heating.

- For hotel owners, this means a perfect environment for guests as they can freely choose between cooling or heating.
- For offices, it means a perfect working indoor climate for both north and south-facing offices.

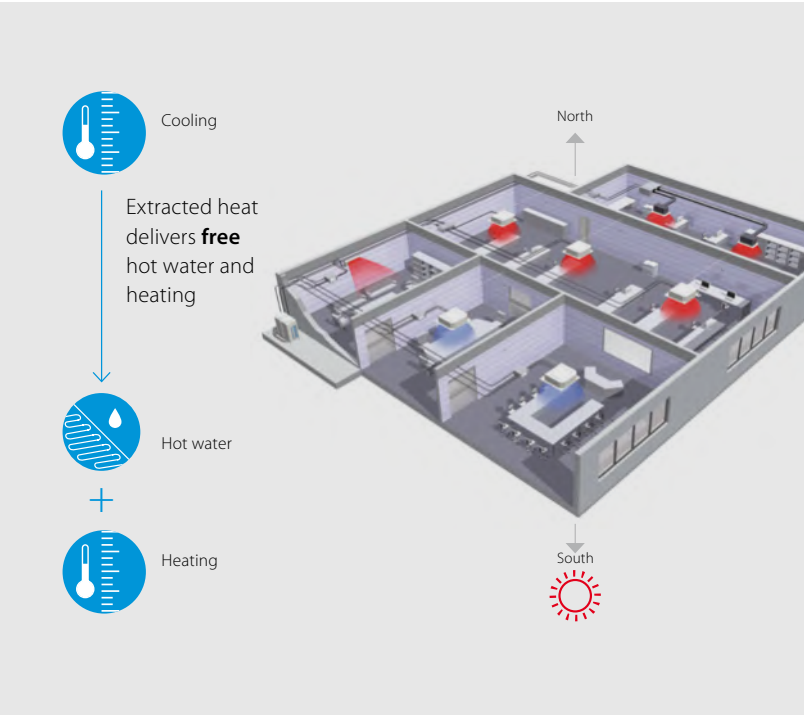

Advantages of 3-pipe technology

Efficient **3-pipe** system

More "free" heat

Daikin 3-pipe technology needs less energy to recover heat, meaning significantly higher efficiency during heat recovery mode. Our system can recover heat at a low condensing temperature because it has dedicated gas, liquid and discharge pipes.

In a 2-pipe system, gas and liquid travel as a mixture so the condensing temperature needs to be higher in order to separate the mixed gas and liquid refrigerant. The higher condensing temperature means more energy is used to recover heat resulting in lower efficiency.

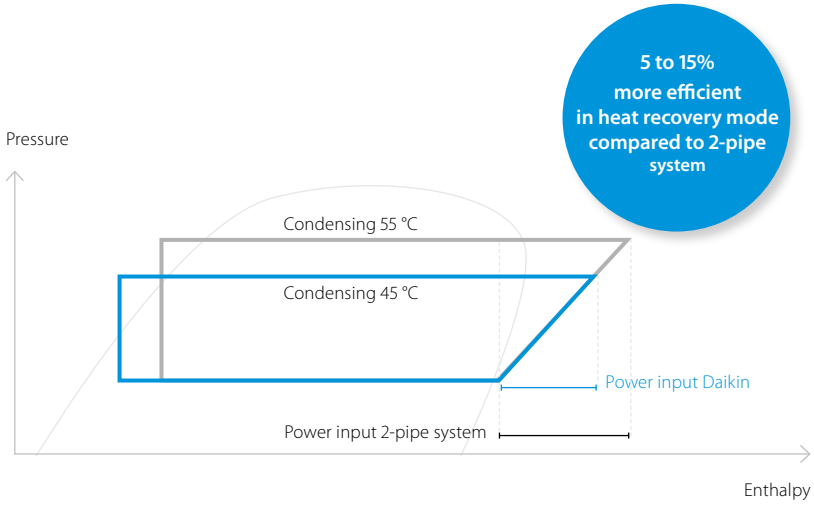

Lower pressure drop means more efficiency

- Smooth refrigerant flow in 3-pipe system thanks to 2 smaller gas pipes results in higher energy efficiency
- Disturbed refrigerant flow in large gas pipe on 2-pipe system results in bigger pressure drop

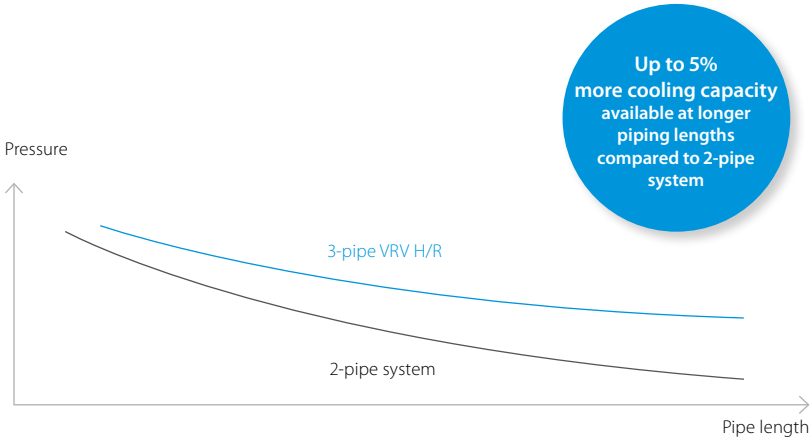

Maximum design flexibility and installation speed

- Quickly and flexibly design your system with a unique range of single and multi BS boxes.
- A wide variety of compact and lightweight multi BS boxes greatly reduces installation time.
- Free combination of single and multi BS boxes

Single port

BS1Q 10,16,25A

Multi port: 4 – 6 – 8 – 10 – 12 – 16

BS 4 Q14 A

BS 6, 8 Q14 A

BS 10, 12 Q14 A

BS 16 Q14 A

VRV IV+ heat recovery

Best efficiency & comfort solution

- Fully integrated solution with heat recovery for maximum efficiency with COPs of up to 8 !
- Covers all thermal needs of a building via a single point of contact: accurate temperature control, ventilation, hot water, air handling units and Biddle air curtains
- „Free" heating and hot water production provided by transferring heat from areas requiring cooling to areas requiring heating or hot water
- The perfect personal comfort for guests/tenants via simultaneous cooling and heating
- Incorporates VRV IV standards & technologies: Variable Refrigerant Temperature, continuous heating, VRV configurator, 7 segment display and full inverter compressors, 4-side heat exchanger, refrigerant cooled PCB, new DC fan motor
- Outdoor unit display for quick on-site settings and easy read out of errors together with the indication of service parameters for checking basic functions.
- Free combination of outdoor units to meet installation space or efficiency requirements
- Wide piping flexibility: 30m indoor height difference, maximum piping length: 190m, total piping length: 1,000m
- Possibility to extend the operation range in cooling down to -20°C for technical cooling operation such as server rooms
- Contains all standard VRV features

LOOP BY DAIKIN

For units made and sold in Europe*

ErP 2021 COMPLIANT

Already fully compliant to LOT 21 - Tier 2

Published data with real-life indoor units

Outdoor unit			REYQ	8U	10U	12U	14U	16U	18U	20U
Capacity range			HP	8	10	12	14	16	18	20
Cooling capacity	Prated,c		kW	22.4	28.0	33.5	40.0	45.0	50.4	52.0
Heating capacity	Prated,h		kW	22.4	28.0	33.5	40.0	45.0	50.4	56.0
	Max.	6°CWB	kW	25.0	31.5	37.5	45.0	50.0	56.5	63.0
Recommended combination				4 x FXFQ50AVEB	4 x FXFQ63AVEB	6 x FXFQ50AVEB	1 x FXFQ50AVEB + 5 x FXFQ63AVEB	4 x FXFQ63AVEB + 2 x FXFQ80AVEB	3 x FXFQ50AVEB + 5 x FXFQ63AVEB	2 x FXFQ50AVEB + 6 x FXFQ63AVEB
ηs,c			%	286.1	264.8	257.0	255.8	243.1	250.6	246.7
ηs,h			%	165.1	169.7	183.8	168.3	167.5	172.5	162.7
SEER				7.2	6.7	6.5		6.2	6.3	6.2
SCOP				4.2	4.3	4.7	4.3		4.4	4.1
Maximum number of connectable indoor units				64 (1)						
Indoor index connection	Min.			100.0	125.0	150.0	175.0	200.0	225.0	250.0
	Max.			260.0	325.0	390.0	455.0	520.0	585.0	650.0
Dimensions	Unit	HeightxWidthxDepth	mm	1,685x930x765			1,685x1,240x765			
Weight	Unit		kg	230			314		317	
Sound power level	Cooling	Nom.	dBA	78.0	79.1	83.4	80.9	85.6	83.8	87.9
	Heating	Prated,h	dBA	79.6	80.9	83.5	83.9	86.9	85.3	89.8
Sound pressure level	Cooling	Nom.	dBA	57.0		61.0	60.0	63.0	62.0	65.0
Operation range	Cooling	Min.~Max.	°CDB	-5.0 ~43.0						
	Heating	Min.~Max.	°CWB	-20.0 ~15.5						
Refrigerant	Type/GWP			R-410A/2,087.5						
	Charge		kg/TCO2Eq	9.7 /20.2	9.8 /20.5	9.9 /20.7	11.8 /24.6			
Piping connections	Liquid	OD	mm	9.5		12.7			15.9	
	Gas	OD	mm	19.1	22.2	28.6				
	HP/LP gas	OD	mm	15.9	19.1		22.2			28.6
	Total piping length	System Actual	m	1,000						
Power supply	Phase/Frequency/Voltage		Hz/V	3N~/50 /380-415						
Current - 50Hz	Maximum fuse amps (MFA)		A	20	25	32		40		50

Outdoor unit system			REYQ	10U	13U	16U	18U	20U	22U	24U	26U	28U	30U	32U
System	Outdoor unit module 1			REMQ5U		REYQ8U			REYQ10U	REYQ8U	REYQ12U			REYQ16U
	Outdoor unit module 2			REMQ5U	REYQ8U		REYQ10U	REYQ12U		REYQ16U	REYQ14U	REYQ16U	REYQ18U	REYQ16U
Capacity range			HP	10	13	16	18	20	22	24	26	28	30	32
Cooling capacity	Prated,c		kW	28.0	36.4	44.8	50.4	55.9	61.5	67.4	73.5	78.5	83.9	90.0
Heating capacity	Prated,h		kW	28.0	36.4	44.8	50.4	55.9	61.5	67.4	73.5	78.5	83.9	90.0
	Max.	6°CWB	kW	32.0	41.0	50.0	56.5	62.5	69.0	75.0	82.5	87.5	94.0	100.0
Recommended combination				4 x FXFQ63AVEB	3 x FXFQ50AVEB + 3 x FXFQ63AVEB	4 x FXFQ63AVEB + 2 x FXFQ80AVEB	4 x FXFQ50AVEB + 4 x FXFQ63AVEB	10 x FXFQ50AVEB	6 x FXFQ50AVEB + 4 x FXFQ63AVEB	4 x FXFQ50AVEB + 4 x FXFQ63AVEB + 2 x FXFQ80AVEB	7 x FXFQ50AVEB + 5 x FXFQ63AVEB	6 x FXFQ50AVEB + 4 x FXFQ63AVEB + 2 x FXFQ80AVEB	9 x FXFQ50AVEB + 5 x FXFQ63AVEB	8 x FXFQ63AVEB + 4 x FXFQ80AVEB
ηs,c			%	275.1	301.3	288.6	272.9	266.0	260.4	257.7	257.5	251.9	266.8	243.1
ηs,h			%	158.8	160.6	168.2	167.9	175.7	178.5	167.6	175.5	174.8	179.4	169.1
SEER				7.0	7.6	7.3	6.9	6.7	6.6	6.5		6.4	6.7	6.2
SCOP				4.0	4.1	4.3		4.5		4.3	4.5	4.4	4.6	4.3
Maximum number of connectable indoor units				64 (1)										
Indoor index connection	Min.			125.0	163.0	200.0	225.0	250.0	275.0	300.0	325.0	350.0	375.0	400.0
	Max.			325.0	423.0	520.0	585.0	650.0	715.0	780.0	845.0	910.0	975.0	1,040.0
Piping connections	Liquid	OD	mm	9.5	12.7		15.9				19.1			
	Gas	OD	mm	22.2	28.6					34.9				
	HP/LP gas	OD	mm	19.1		22.2		28.6						
	Total piping length	System Actual	m	500					1,000					
Power supply	Phase/Frequency/Voltage		Hz/V	3N~/50 /380-415										
Current - 50Hz	Maximum fuse amps (MFA)		A	40			50		63				80	

REYQ10,13,16,18,20,22U

More details and final information can be found by scanning or clicking the QR codes.

REYQ-U

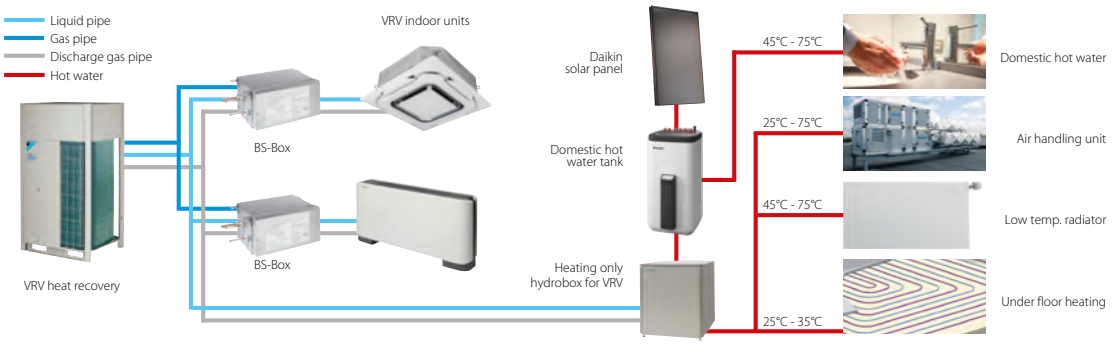

Outdoor unit system			REYQ	34U	36U	38U	40U	42U	44U	46U	48U	50U	52U	54U
System	Outdoor unit module 1			REYQ16U		REYQ8U	REYQ10U		REYQ12U	REYQ14U	REYQ16U			REYQ18U
	Outdoor unit module 2			REYQ18U	REYQ20U	REYQ12U		REYQ16U					REYQ18U	
	Outdoor unit module 3			-		REYQ18U		REYQ16U				REYQ18U		
Capacity range			HP	34	36	38	40	42	44	46	48	50	52	54
Cooling capacity	Prated,c		kW	95.4	97.0	106.3	111.9	118.0	123.5	130.0	135.0	140.4	145.8	151.2
Heating capacity	Prated,h		kW	95.4	97.0	106.3	111.9	118.0	123.5	130.0	135.0	140.4	145.8	151.2
	Max.	6°CWB	kW	106.5	113.0	119.0	125.5	131.5	137.5	145.0	150.0	156.5	163.0	169.5
Recommended combination				3 x FXFQ50AVEB + 9 x FXFQ63AVEB + 2 x FXFQ80AVEB	2 x FXFQ50AVEB + 10 x FXFQ63AVEB + 2 x FXFQ80AVEB	6 x FXFQ50AVEB + 10 x FXFQ63AVEB	9 x FXFQ50AVEB + 9 x FXFQ63AVEB	12 x FXFQ63AVEB + 4 x FXFQ80AVEB	6 x FXFQ50AVEB + 8 x FXFQ63AVEB + 4 x FXFQ80AVEB	1 x FXFQ50AVEB + 13 x FXFQ63AVEB + 4 x FXFQ80AVEB	12 x FXFQ63AVEB + 6 x FXFQ80AVEB	3 x FXFQ50AVEB + 13 x FXFQ63AVEB + 4 x FXFQ80AVEB	6 x FXFQ50AVEB + 14 x FXFQ63AVEB + 2 x FXFQ80AVEB	9 x FXFQ50AVEB + 15 x FXFQ63AVEB
ηs,c			%	259.2	255.3	269.2	259.6	250.2	249.3	246.8	243.1	254.4	265.7	275.2
ηs,h			%	172.0	166.3	176.0	176.1	167.8	171.9	168.8	168.5	170.3	171.7	173.3
SEER				6.6	6.5	6.8	6.6	6.3		6.2		6.4	6.7	7.0
SCOP				4.4	4.2	4.5		4.3	4.4	4.3			4.4	
Maximum number of connectable indoor units				64 (1)										
Indoor index connection	Min.			425.0	450.0	475.0	500.0	525.0	550.0	575.0	600.0	625.0	650.0	675.0
	Max.			1,105.0	1,170.0	1,235.0	1,300.0	1,365.0	1,430.0	1,495.0	1,560.0	1,625.0	1,690.0	1,755.0
Piping connections	Liquid	OD	mm	19.1										
	Gas	OD	mm	34.9	41.3									
	HP/LP gas	OD	mm	28.6		34.9								
	Total piping length	System Actual	m	1,000										
Power supply	Phase/Frequency/Voltage		Hz/V	3N~/50 /380-415										
Current - 50Hz	Maximum fuse amps (MFA)		A	80		100					125			

Outdoor unit module			REMQ	5U
Dimensions	Unit	HeightxWidthxDepth	mm	1,685x930 x765
Weight	Unit		kg	230
Fan	External static pressure	Max.	Pa	78
Sound power level	Cooling	Nom.	dBA	78.0
	Heating	Prated,h	dBA	79.6
Sound pressure level	Cooling	Nom.	dBA	57.0
Operation range	Cooling	Min.~Max.	°CDB	-5.0 ~43.0
	Heating	Min.~Max.	°CWB	-20.0 ~15.5
Refrigerant	Type/GWP			R-410A/2,087.5
	Charge		kg/TCO2Eq	9.7/20.2
Power supply	Phase/Frequency/Voltage		Hz/V	3N~/50 /380-415
Current - 50Hz	Maximum fuse amps (MFA)		A	20

Actual number of connectable indoor units depends on the indoor unit type and the connection ratio restriction for the system (50% ≤ CR ≤ 120%) | Contains fluorinated greenhouse gases
* EU member states, UK, Bosnia-Herzegovina, Serbia, Montenegro, Kosovo, Albania, North Macedonia, Iceland, Norway, Switzerland

VRV IV+ heat pump

Daikin's optimum solution with top comfort

- By choosing a LOOP by Daikin product you support the reuse of refrigerant, for more information visit www.daikin.eu/loop-bydaikin
- Covers all thermal needs of a building via a single point of contact: accurate temperature control, ventilation, hot water, air handling units and Biddle air curtains
- Wide range of indoor units: possibility to combine VRV with stylish indoor units (Daikin Emura, Perfera)
- Incorporates VRV IV standards & technologies: Variable Refrigerant Temperature, continuous heating, VRV configurator, 7 segment display and full inverter compressors, 4-side heat exchanger, refrigerant cooled PCB, new DC fan motor
- Outdoor unit display for quick on-site settings and easy read out of errors together with the indication of service parameters for checking basic functions.
- Free combination of outdoor units to meet installation space or efficiency requirements
- Available as heating only by irreversible field setting
- Contains all standard VRV features

LOOP BY DAIKIN

For units made and sold in Europe*

ErP 2021 COMPLIANT

Already fully compliant to LOT 21 - Tier 2

Published data with real-life indoor units

Outdoor unit			RYYQ/RXYQ	8U	10U	12U	14U	16U	18U	20U
Capacity range			HP	8	10	12	14	16	18	20
Cooling capacity	Prated,c		kW	22.4	28.0	33.5	40.0	45.0	50.4	52.0
Heating capacity	Prated,h		kW	22.4	28.0	33.5	40.0	45.0	50.4	56.0
	Max.	6°CWB	kW	25.0	31.5	37.5	45.0	50.0	56.5	63.0
Recommended combination				4 x FXFQ50AVEB	4 x FXFQ63AVEB	6 x FXFQ50AVEB	1 x FXFQ50AVEB + 5 x FXFQ63AVEB	4 x FXFQ63AVEB + 2 x FXFQ80AVEB	3 x FXFQ50AVEB + 5 x FXFQ63AVEB	2 x FXFQ50AVEB + 6 x FXFQ63AVEB
ηs,c			%	302.4	267.6	247.8	250.7	236.5	238.3	233.7
ηs,h			%	167.9	168.2	161.4	155.4	157.8	163.1	156.6
SEER				7.6	6.8	6.3		6.0		5.9
SCOP				4.3		4.1	4.0		4.2	4.0
Maximum number of connectable indoor units				64 (1)						
Indoor index connection	Min.			100.0	125.0	150.0	175.0	200.0	225.0	250.0
	Max.			260.0	325.0	390.0	455.0	520.0	585.0	650.0
Dimensions	Unit	HeightxWidthxDepth	mm	1,685x930x765			1,685x1,240x765			
Weight	Unit		kg	252			319		378	
Sound power level	Cooling	Nom.	dBA	78.0	79.1	83.4	80.9	85.6	83.8	87.9
	Heating	Prated,h	dBA	79.6	80.9	83.5	83.1	86.5	85.3	89.8
Sound pressure level	Cooling	Nom.	dBA	57.0		61.0	60.0	63.0	62.0	65.0
Operation range	Cooling	Min.~Max.	°CDB	-5.0 ~43.0						
	Heating	Min.~Max.	°CWB	-20.0 ~15.5						
Refrigerant	Type/GWP			R-410A/2,087.5						
	Charge		kg/TCO2Eq	5.9/12.3	6.0/12.5	6.3/13.2	10.3/21.5	10.4/21.7	11.7/24.4	11.8/24.6
Piping connections	Liquid	OD	mm	9.52		12.7			15.9	
	Gas	OD	mm	19.1	22.2	28.6				
	Total piping length	System Actual	m	1,000						
Power supply	Phase/Frequency/Voltage		Hz/V	3N~/50 /380-415						
Current - 50Hz	Maximum fuse amps (MFA)		A	20	25	32		40		50

Outdoor unit system		RYYQ/RXYQ	22U	24U	26U	28U	30U	32U	34U	36U	38U
System	Outdoor unit module 1		10	8	12			16			8
	Outdoor unit module 2		12	16	14	16	18	16	18	20	10
	Outdoor unit module 3		-								20
Capacity range		HP	22	24	26	28	30	32	34	36	38
Cooling capacity	Prated,c	kW	61.5	67.4	73.5	78.5	83.9	90.0	95.4	97.0	102.4
Heating capacity	Prated,h	kW	61.5	67.4	73.5	78.5	83.9	90.0	95.4	101.0	106.4
	Max. 6°CWB	kW	69.0	75.0	82.5	87.5	94.0	100.0	106.5	113.0	119.5
Recommended combination			6 x FXFQ50AVEB + 4 x FXFQ63AVEB	4 x FXFQ50AVEB + 4 x FXFQ63AVEB + 2 x FXFQ80AVEB	7 x FXFQ50AVEB + 5 x FXFQ63AVEB	6 x FXFQ50AVEB + 4 x FXFQ63AVEB + 2 x FXFQ80AVEB	9 x FXFQ50AVEB + 5 x FXFQ63AVEB	8 x FXFQ63AVEB + 4 x FXFQ80AVEB	3 x FXFQ50AVEB + 9 x FXFQ63AVEB + 2 x FXFQ80AVEB	2 x FXFQ50AVEB + 10 x FXFQ63AVEB + 2 x FXFQ80AVEB	6 x FXFQ50AVEB + 10 x FXFQ63AVEB
ηs,c		%	274.5	269.9	264.2	257.8	256.8	251.7	253.3	250.8	272.4
ηs,h		%	171.2	167.0	164.6	166.0	169.8	163.1	166.2	162.4	167.5
SEER			6.9	6.8	6.7	6.5		6.4		6.3	6.9
SCOP			4.4	4.3	4.2		4.3	4.2		4.1	4.3
Maximum number of connectable indoor units			64 (1)								
Indoor index connection	Min.		275.0	300.0	325.0	350.0	375.0	400.0	425.0	450.0	475.0
	Max.		715.0	780.0	845.0	910.0	975.0	1,040.0	1,105.0	1,170.0	1,235.0
Piping connections	Liquid	OD mm	15.9		19.1						
	Gas	OD mm	28.6	34.9						41.3	
	Total piping length	System Actual m	1,000								
Power supply	Phase/Frequency/Voltage	Hz/V	3N~/50 /380-415								
Current - 50Hz	Maximum fuse amps (MFA)	A	63				80				100

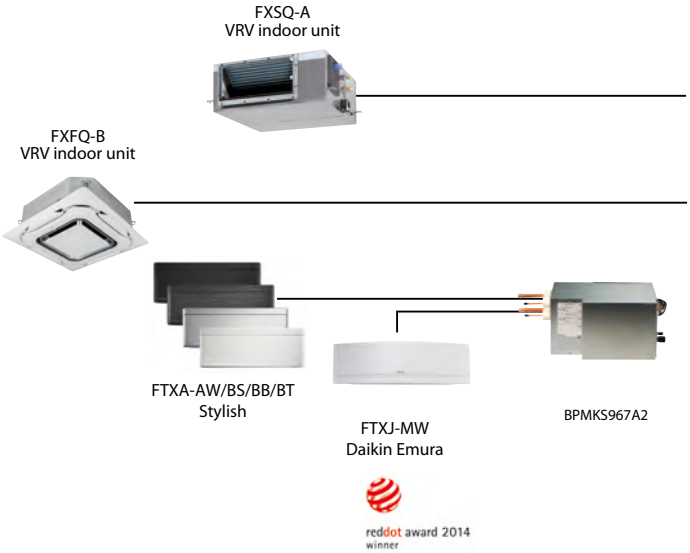

RYYQ8-12U

Connectable stylish indoor units

			20 CLASS	25 CLASS	35 CLASS	42 CLASS	50 CLASS	60 CLASS	71 CLASS
Daikin Emura - Wall mounted unit		FTXJ-MW/MS	•	•	•		•		
Stylish - Wall mounted unit		FTXA-AW/BS/BB/BT	•	•	•	•	•		
Perfera wall mounted	NEW	FTXM-R	•	•	•	•	•	•	•
Perfera floor standing	NEW	FVXM-A	•	•	•		•		
Floor standing unit		FVXM-F		•	•		•		

BPMKS box needed to connect RA indoors to VRV IV (RYYQ / RXYQ)

More details and final information can be found by scanning or clicking the QR codes.

RYYQ-U RXYQ-U

Outdoor unit system		RYYQ/RXYQ	40U	42U	44U	46U	48U	50U	52U	54U
System	Outdoor unit module 1		10		12	14		16		18
	Outdoor unit module 2		12	16					18	
	Outdoor unit module 3		18	16				18		
Capacity range		HP	40	42	44	46	48	50	52	54
Cooling capacity	Prated,c	kW	111.9	118.0	123.5	130.0	135.0	140.4	145.8	151.2
Heating capacity	Prated,h	kW	111.9	118.0	123.5	130.0	135.0	140.4	145.8	151.2
	Max. 6°CWB	kW	125.5	131.5	137.5	145.0	150.0	156.5	163.0	169.5
Recommended combination			9 x FXFQ50AVEB + 9 x FXFQ63AVEB	12 x FXFQ63AVEB + 4 x FXFQ80AVEB	6 x FXFQ50AVEB + 8 x FXFQ63AVEB + 4 x FXFQ80AVEB	1 x FXFQ50AVEB + 13 x FXFQ63AVEB + 4 x FXFQ80AVEB	12 x FXFQ63AVEB + 6 x FXFQ80AVEB	3 x FXFQ50AVEB + 13 x FXFQ63AVEB + 4 x FXFQ80AVEB	6 x FXFQ50AVEB + 14 x FXFQ63AVEB + 2 x FXFQ80AVEB	9 x FXFQ50AVEB + 15 x FXFQ63AVEB
ηs,c		%	263.5	261.2	255.9	254.9	251.7	252.8	253.7	254.1
ηs,h		%	170.0	165.5	164.5	162.0	162.8	165.2	167.2	169.4
SEER			6.7	6.6	6.5	6.4				
SCOP			4.3	4.2		4.1		4.2	4.3	
Maximum number of connectable indoor units			64 (1)							
Indoor index connection	Min.		500.0	525.0	550.0	575.0	600.0	625.0	650.0	675.0
	Max.		1,300.0	1,365.0	1,430.0	1,495.0	1,560.0	1,625.0	1,690.0	1,755.0
Piping connections	Liquid OD	mm	19.1							
	Gas OD	mm	41.3							
	Total piping length System Actual	m	1,000							
Power supply	Phase/Frequency/Voltage	Hz/V	3N~/50 /380-415							
Current - 50Hz	Maximum fuse amps (MFA)	A	100				125			

Outdoor unit module		RYMQ	8U	10U	12U	14U	16U	18U	20U
Dimensions	Unit HeightxWidthxDepth	mm	1,685 x930 x765			1,685 x1,240 x765			
Weight	Unit	kg	198			275		308	
Fan	External static pressure Max.	Pa	78						
Sound power level	Cooling Nom.	dBA	78.0	79.1	83.4	80.9	85.6	83.8	87.9
	Heating Prated,h	dBA	79.6	80.9	83.5	83.1	86.5	85.3	89.8
Sound pressure level	Cooling Nom.	dBA	57.0		61.0	60.0	63.0	62.0	65.0
Operation range	Cooling Min.~Max.	°CDB	-5.0 ~43.0						
	Heating Min.~Max.	°CWB	-20.0 ~15.5						
Refrigerant	Type/GWP		R-410A/2,087.5						
	Charge	kg/TCO2Eq	5.9 /12.3	6.0 /12.5	6.3 /13.2	10.3 /21.5	11.3 /23.6	11.7 /24.4	11.8 /24.6
Power supply	Phase/Frequency/Voltage	Hz/V	3N~/50 /380-415						
Current - 50Hz	Maximum fuse amps (MFA)	A	20	25	32		40		50

(1)Actual number of connectable indoor units depends on the indoor unit type (VRV indoor, Hydrobox, RA indoor, etc.) and the connection ratio restriction for the system (50% <= CR <= 130%) | Contains fluorinated greenhouse gases
* EU member states, UK, Bosnia-Herzegovina, Serbia, Montenegro, Kosovo, Albania, North Macedonia, Iceland, Norway, Switzerland

VRV IV S-series compact heat pump

The most compact VRV

- Compact & lightweight single fan design makes the unit almost unnoticeable
- Covers all thermal needs of a building via a single point of contact: accurate temperature control, ventilation, air handling units and Biddle air cutains
- Wide range of indoor units: either connect VRV or stylish indoor units such as Daikin Emura, Perfera ...
- Incorporates VRV IV standards & technologies: Variable Refrigerant Temperature and full inverter compressors
- Possibility to limit peak power consumption between 30 and 80%, for example during periods with high power demand
- Night quiet mode reduces sound pressure with up to 8dBa
- Contains all standard VRV features

RXYSCQ-TV1

Only 823mm high!

ErP 2021 COMPLIANT

Already fully compliant to LOT 21 - Tier 2

Published data with real-life indoor units

Connectable stylish indoor units

			15 CLASS	20 CLASS	25 CLASS	35 CLASS	42 CLASS	50 CLASS	60 CLASS	71 CLASS
Round flow cassette		FCAG-B				●		●	●	●
Fully flat cassette		FFA-A9			●	●		●	●	
Slim concealed ceiling unit		FDXM-F9			●	●		●	●	
Concealed ceiling unit with inverter driven fan		FBA-A(9)			●	●		●	●	
Daikin Emura - Wall mounted unit		FTXJ-MW/MS		●	●	●		●		
Stylish - Wall mounted unit		FTXA-AW/BS/BB/BT		●	●	●	●	●		
Perfera wall mounted	NEW	FTXM-R	●	●	●	●	●	●	●	●
Ceiling suspended unit		FHA-A(9)				●		●	●	●
Perfera floor standing	NEW	FVXM-A		●	●	●		●		
Floor standing unit		FVXM-F			●	●		●		
Concealed floors tanding unit		FNA-A9			●	●		●	●	

More details and final information can be found by scanning or clicking the QR codes.

RXYSCQ-TV1

Outdoor unit			RXYSCQ	4TV1	5TV1	6TV1
Capacity range			HP	4	5	6
Cooling capacity	Prated,c		kW	12.1	14.0	15.5
Heating capacity	Prated,h		kW	12.1	14.0	15.5
	Max.	6°CWB	kW	14.2	16.0	18.0
Recommended combination				3 x FXSQ25A2VEB + 1 x FXSQ32A2VEB	4 x FXSQ32A2VEB	2 x FXSQ32A2VEB + 2 x FXSQ40A2VEB
ηs,c			%	322.8	303.4	281.3
ηs,h			%	182.3	185.1	186.0
SEER				8.1	7.7	7.1
SCOP				4.6	4.7	
Maximum number of connectable indoor units				64 (1)		
Indoor index connection	Min.			50.0	62.5	70.0
	Max.			130.0	162.5	182.0
Dimensions	Unit	HeightxWidthxDepth	mm	823x940x460		
Weight	Unit		kg	89		
Sound power level	Cooling	Nom.	dBA	68.0	69.0	70.0
	Heating	Prated,h	dBA	69.0	70.0	71.0
Sound pressure level	Cooling	Nom.	dBA	51.0	52.0	53.0
Operation range	Cooling	Min.~Max.	°CDB	-5.0 ~46.0		
	Heating	Min.~Max.	°CWB	-20.0 ~15.5		
Refrigerant	Type/GWP			R-410A/2,087.5		
	Charge		kg/TCO2Eq	3.7/7.7		
Piping connections	Liquid	OD	mm	9.52		
	Gas	OD	mm	15.9		19.1
	Total piping length	System Actual	m	300		
Power supply	Phase/Frequency/Voltage		Hz/V	1~/50 /220-240		
Current - 50Hz	Maximum fuse amps (MFA)		A	32		

(1)Actual number of units depends on the indoor unit type (VRV DX indoor, RA DX indoor, etc.) and the connection ratio restriction for the system (being; 50% ≤ CR ≤130%). | Contains fluorinated greenhouse gases

VRV IV S-series heat pump

Space saving solution without compromising on efficiency

- By choosing this product with Certified Reclaimed Refrigerant Allocation you support the reuse of refrigerant
- Space saving trunk design for flexible installation
- Covers all thermal needs of a building via a single point of contact: accurate temperature control, ventilation, air handling units and Biddle air cutains
- Wide range of indoor units: either connect VRV or stylish indoor units such as Daikin Emura, Perfera ...
- Wide range of units (4 to 12HP) suitable for projects up to 200m² with space limitations
- Incorporates VRV IV standards & technologies: Variable Refrigerant Temperature and full inverter compressors
- Possibility to limit peak power consumption between 30 and 80%, for example during periods with high power demand
- Contains all standard VRV features

RXYSQ4-6TV9_TY9

LOOP BY DAIKIN

For units made and sold in Europe*

ErP 2021 COMPLIANT

Already fully compliant to LOT 21 - Tier 2

Published data with real-life indoor units

Connectable stylish indoor units

			15 CLASS	20 CLASS	25 CLASS	35 CLASS	42 CLASS	50 CLASS	60 CLASS	71 CLASS
Round flow cassette		FCAG-B				●		●	●	●
Fully flat cassette		FFA-A9			●	●		●	●	
Slim concealed ceiling unit		FDXM-F9			●	●		●	●	
Concealed ceiling unit with inverter driven fan		FBA-A(9)			●	●		●	●	
Daikin Emura - Wall mounted unit		FTXJ-MW/MS		●	●	●		●		
Stylish - Wall mounted unit		FTXA-AW/BS/BB/BT		●	●	●	●	●		
Perfera wall mounted	NEW	FTXM-R	●	●	●	●	●	●	●	●
Ceiling suspended unit		FHA-A(9)				●		●	●	●
Perfera floors tanding	NEW	FVXM-A		●	●	●		●		
Floor standing unit		FVXM-F			●	●		●		
Concealed floor standing unit		FNA-A9			●	●		●	●	

More details and final information can be found by scanning or clicking the QR codes.

RXYSQ-TV9 RXYSQ-TY9 RXYSQ-TY1

Outdoor unit				**RXYSQ**	**4TV9**	**5TV9**	**6TV9**	**4TY9**	**5TY9**	**6TY9**	**8TY1**	**10TY1**	**12TY1**
Capacity range				HP	4	5	6	4	5	6	8	10	12
Cooling capacity	Prated,c			kW	12.1	14.0	15.5	12.1	14.0	15.5	22.4	28.0	33.5
Heating capacity	Prated,h			kW	12.1	14.0	15.5	12.1	14.0	15.5	22.4	28.0	33.5
	Max.	6°CWB		kW	14.2	16.0	18.0	14.2	16.0	18.0	25.0	31.5	37.5
Recommended combination					3 x FXSQ25A2VEB + 1 x FXSQ32A2VEB	4 x FXSQ32A2VEB	2 x FXSQ32A2VEB + 2 x FXSQ40A2VEB	3 x FXSQ25A2VEB + 1 x FXSQ32A2VEB	4 x FXSQ32A2VEB	2 x FXSQ32A2VEB + 2 x FXSQ40A2VEB	4 x FXMQ50P7VEB	4 x FXMQ63P7VEB	6 x FXMQ50P7VEB
ηs,c				%	278.9	270.1	278.0	269.2	260.5	268.3	247.3	247.4	256.5
ηs,h				%	171.6	182.9	192.8	154.4	164.5	174.1	165.8	162.4	169.6
SEER					7.0	6.8	7.0	6.8	6.6	6.8	6.3		6.5
SCOP					4.4	4.6	4.9	3.9	4.2	4.4	4.2	4.1	4.3
Maximum number of connectable indoor units					64 (1)								
Indoor index connection	Min.				50.0	62.5	70.0	50.0	62.5	70.0	100.0	125.0	150.0
	Max.				130.0	162.5	182.0	130.0	162.5	182.0	260.0	325.0	390.0
Dimensions	Unit	HeightxWidthxDepth		mm	1,345x900x320						1,430x940x320	1,615x940x460	
Weight	Unit			kg	104						144	175	180
Sound power level	Cooling	Nom.		dBA	68.0	69.0	70.0	68.0	69.0	70.0	73.0	74.0	76.0
	Heating	Prated,h		dBA	68.0	69.0	70.0	68.0	69.0	70.0	73.0	74.0	76.0
Sound pressure level	Cooling	Nom.		dBA	50.0	51.0		50.0	51.0		55.0		57.0
Operation range	Cooling	Min.~Max.		°CDB	-5.0 ~46.0						-5.0 ~52.0		
	Heating	Min.~Max.		°CWB	-20.0 ~15.5								
Refrigerant	Type/GWP				R-410A/2,087.5								
	Charge			kg/TCO2Eq	3.6/7.5						5.5/11.5	7.0/14.6	8.0/16.7
Piping connections	Liquid	OD		mm	9.52								12.70
	Gas	OD		mm	15.9		19.1	15.9		19.1		22.2	25.4
	Total piping length	System	Actual	m	300								
Power supply	Phase/Frequency/Voltage			Hz/V	1N~/50 /220-240			3N~/50 /380-415					
Current - 50Hz	Maximum fuse amps (MFA)			A	32			16			25		32

(1)Actual number of units depends on the indoor unit type (VRV DX indoor, RA DX indoor, etc.) and the connection ratio restriction for the system (being; 50% ≤ CR ≤130%). | Contains fluorinated greenhouse gases
* EU member states, UK, Bosnia-Herzegovina, Serbia, Montenegro, Kosovo, Albania, North Macedonia, Iceland, Norway, Switzerland

VRV IV heat pump for indoor installation

SB.RKXYQ-T(8)

Keep looking you'll never find me

You can install highly efficient, reliable Daikin air conditioning systems in the most demanding locations while remaining invisible from street level.

Unique concept with 5 patents

Variable Refrigerant Temperature

Invisible

Unique outdoor unit in 2 parts

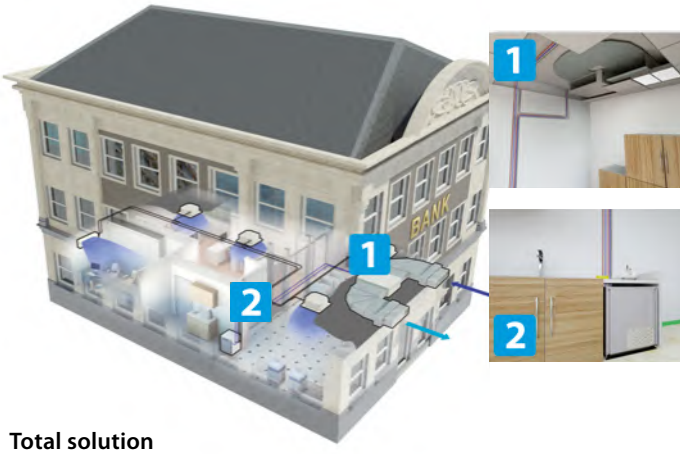

Invisible

- Completely invisible only the grilles are visible
- Seamless integration into surrounding architecture
- Highly suited to densely populated areas thanks to the low operation sound

Intuitive

- Total flexibility as the outdoor unit is split up in 2 parts
- Easy and quick to transport and install by just 2 persons
- Easy servicability, all components can be easily reached

Intelligent

- Patented V-shape heat exchanger for the most compact unit (400 mm high) ever
- Connectable to all VRV indoor units
- Provides a total solution when combined with ventilation units, Biddle air curtains and controls

Total solution



VRV IV heat pump for indoor installation

The invisible VRV

› Unique VRV heat pump for indoor installation

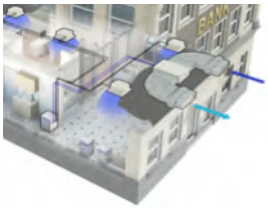

› Unrivalled flexibility because the unit is split up into two elements: the heat exchanger and the compressor

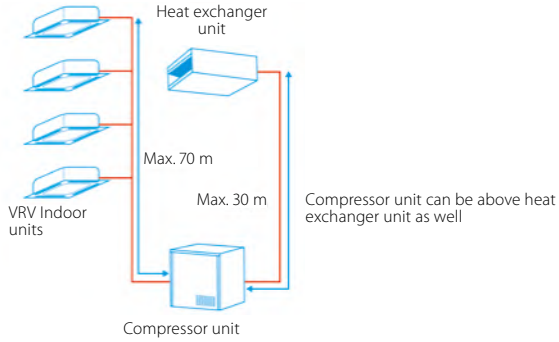

› Highly suited to densely populated areas thanks to the low operation sound and seamless integration into surrounding architecture as only the grille is visible
› Incorporates VRV IV standards & technologies: Variable Refrigerant Temperature, VRV configurator and full inverter compressors
› Covers all thermal needs of a building via a single point of contact: accurate temperature control, ventilation, air handling units and Biddle air cutains

More details and final information can be found by scanning or clicking the QR codes.

SB.RKXYQ5T8

› Lightweight units (max. 105kg) can be installed by two people
› Unique V-shape heat exchanger results in compact dimensions (h/e unit only 400mm high) allowing false ceiling installation, while ensuring top efficiency
› Super efficient centrifugal fans (over 50% efficiency increase compared to sirocco fan)
› Small footprint compressor unit (760 x 554 mm) maximizing useable floor space
› Connectable to all VRV control systems

LOOP BY DAIKIN

For units made and sold in Europe*

ErP 2021 COMPLIANT

Already fully compliant to LOT 21 - Tier 2

Published data with real-life indoor units

SB.RKXYQ-T

SB.RKXYQ-T8

Outdoor unit system				**SB.RKXYQ**	**5T8**	**8T**
System	Heat exchanger unit				RDXYQ5T8	RDXYQ8T
	Compressor unit				RKXYQ5T8	RKXYQ8T
Capacity range				HP	5	8
Cooling capacity	Prated,c			kW	14.0	22.4
Heating capacity	Prated,h			kW	10.4	12.9
	Max.	6°CWB		kW	16.0	25.0
Recommended combination					4 x FXSQ32A2VEB	4 x FXMQ50P7VEB
ηs,c				%	200.1	191.1
ηs,h				%	149.3	140.9
SEER					5.1	4.9
SCOP					3.8	3.6
Maximum number of connectable indoor units					10 (1)	17 (1)
Indoor index connection	Min.				62.5	100.0
	Max.				162.5	260.0
Piping connections	Between Compressor module (CM) and heat exchanger module (HM)	Liquid	OD	mm	12.7	
		Gas	OD	mm	19.1	22.2
	Between Compressor module (CM) and indoor units (IU)	Liquid	OD	mm	9.52	
		Gas	OD	mm	15.9	19.1
	Total piping length	System	Actual	m	140	300

					Heat exchanger module - RDXYQ		**Compressor module - RKXYQ**	
Outdoor unit module					**5T8**	**8T**	**5T8**	**8T**
Dimensions	Unit	HeightxWidthxDepth		mm	397x1,456x1,044		701x600x554	701x760x554
Weight	Unit			kg	95	103	79	105
Sound power level	Cooling	Nom.		dBA	77.0	81.0	-	
Sound pressure level	Cooling	Nom.		dBA	47.0	54.0	-	
Refrigerant	Type/GWP				R-410A/-		R-410A/2,087.5	
	Charge			kg/TCO2Eq	-/-		2.00 /4.20	4.00 /8.35
Power supply	Phase/Frequency/Voltage			Hz/V	1N~/50 /220-240		3N~/50 /380-415	
Current - 50Hz	Maximum fuse amps (MFA)			A	10		16	20

(1)Actual number of units depends on the indoor unit type (VRV DX indoor, etc.) and the connection ratio restriction for the system (being; 50% ≤ CR ≤ 130%).

VRV IV+ heat pump, optimised for cold climates

RXYLQ-T

Variable Refrigerant Temperature

Where heating is priority without compromising on efficiency

High heating capacity at low ambient temperatures

› Stable heating capacity available down to -15°C WB!

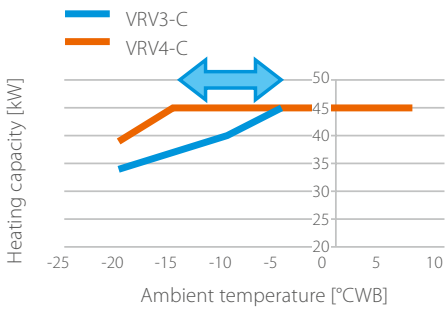

High partial load efficiency

› New vapour injection scroll compressor optimised for low load
- UNIQUE back-pressure control: Pressure port increases pressure below the scroll in low load operation, preventing refrigerant leak and increasing efficiency
- UNIQUE Injection structure with check valve: Prevents volume backflow during low load operation typically occuring with standard vapour injection compressors

› Variable Refrigerant Temperature adjusts refrigerant temperature to match the load

High reliability down to -25°C WB

› Hot gas bypass prevents ice buildup at the bottom of the heat exchanger



ErP 2021 COMPLIANT

Already fully compliant
to LOT 21 - Tier 2

High seasonal efficiency

› **Measured with indoor units for real applications!**
› ALL information for indoor units used available on our eco-design website:
Already fully compliant https://energylabel.daikin.eu/eu/en_US/lot21.html

Variable Refrigerant Temperature

The known VRV IV standards

- ☑ Variable Refrigerant Temperature
- ☑ VRV configurator

Total solution

Daikin Emura
Wall mounted unit

Fully flat cassette



Biddle air curtain

Intelligent Touch Manager

Air handling unit for ventilation

Low temperature hydrobox

VRV IV heat pump, optimised for heating

Where heating is priority without compromising on efficiency

- By choosing this product with Certified Reclaimed Refrigerant Allocation you support the reuse of refrigerant
- Specifically developed for heating operation in low ambient conditions, making it suitable for single source heating
- Stable heating capacity down to -15°C, thanks to vapour injection compressor
- Extended operation range down to -25°C in heating
- High reliability in severe conditions, thanks to hot gas bypass circuit in the heat exchanger
- 15% increased heating capacity at high relative humidity (2°CDB/1°CWB and RH=83%) vs previous model
- Shorter defrost and heat up time, compared to standard VRV heat pump
- Very economical solution as a smaller outdoor unit model can be used compared to the standard series
- Covers all thermal needs of a building via a single point of contact: accurate temperature control, ventilation, air handling units and Biddle air cutains
- Wide range of indoor units: possibility to combine VRV with stylish indoor units (Daikin Emura, Perfera)
- Incorporates VRV IV standards & technologies: Variable Refrigerant Temperature, VRV configurator, 7 segment display and full inverter compressors, 4-side heat exchanger, refrigerant cooled PCB, new DC fan motor, ...
- Free combination of outdoor units to meet installation space or efficiency requirements
- Wide piping flexibility: 30m indoor height difference, maximum piping length: 190m, total piping length: 500m
- Less installation time and smaller footprint compared to previous model thanks to removal of function unit

LOOP BY DAIKIN

For units made and sold in Europe*

ErP 2021 COMPLIANT

Already fully compliant to LOT 21 - Tier 2

Published data with real-life indoor units

Outdoor unit			RXYLQ	10T	12T	14T
Capacity range			HP	10	12	14
Cooling capacity	Prated,c		kW	28.0	33.5	40.0
Heating capacity	Prated,h		kW	28.0	33.5	40.0
	Max.	6°CWB	kW	31.5	37.5	45.0
Recommended combination				4 x FXSQ63P7VEB	6 x FXSQ50P7VEB	1 x FXSQ50P7VEB + 5 x FXSQ63P7VEB
ηs,c			%	251.40	267.00	270.20
ηs,h			%	144.20	137.00	
SEER				6.36	6.75	6.83
SCOP				3.68	3.50	
Maximum number of connectable indoor units				64 (1)		
Indoor index connection	Min.			175	210	245
	Nom.			250	300	350
	Max.			325	390	455
Dimensions	Unit	HeightxWidthxDepth	mm	1,685x1,240x765		
Weight	Unit		kg	302		
Sound power level	Cooling	Nom.	dBA	75	77	81
Sound pressure level	Cooling	Nom.	dBA	55	56	59
Operation range	Cooling	Min.~Max.	°CDB	-5 ~43		
	Heating	Min.~Max.	°CWB	-25 ~16		
Refrigerant	Type/GWP			R-410A/2,087.5		
	Charge		kg/TCO2Eq	11.8/24.6		
Piping connections	Liquid	OD	mm	9.52	12.7	
	Gas	OD	mm	22.2	28.6	
	Total piping length	System Actual	m	500		
Power supply	Phase/Frequency/Voltage		Hz/V	3N~/50 /380-415		
Current - 50Hz	Maximum fuse amps (MFA)		A	25	32	

Outdoor unit system			RXYLQ	16T	18T	20T	22T	24T	26T	28T
System	Outdoor unit module 1			RXMLQ8T		RXYLQ10T		RXYLQ12T		RXYLQ14T
	Outdoor unit module 2			RXMLQ8T		RXYLQ10T	RXYLQ12T		RXYLQ14T	
Capacity range			HP	16	18	20	22	24	26	28
Cooling capacity	Prated,c		kW	44.8	50.4	56.0	61.5	67.0	73.5	80.0
Heating capacity	Prated,h		kW	50.0	56.5	63.0	69.0	75.0	82.5	90.0
	Max.	6°CWB	kW	50.0	56.5	63.0	69.0	75.0	82.5	90.0
Recommended combination				4 x FXMQ63P7VEB + 2 x FXMQ80P7VEB	3 x FXMQ50P7VEB + 5 x FXMQ63P7VEB	2 x FXMQ50P7VEB + 6 x FXMQ63P7VEB	6 x FXMQ50P7VEB + 4 x FXMQ63P7VEB	4 x FXMQ50P7VEB + 4 x FXMQ63P7VEB + 2 x FXMQ80P7VEB	7 x FXMQ50P7VEB + 5 x FXMQ63P7VEB	6 x FXMQ50P7VEB + 4 x FXMQ63P7VEB + 2 x FXMQ80P7VEB
ηs,c			%	261.8	255.7	251.4	263.0	274.4	270.8	270.1
ηs,h			%	138.0	140.5	144.3	140.3	137.6	137.1	
SEER				6.62	6.47	6.36	6.65	6.93	6.84	6.83
SCOP				3.52	3.59	3.68	3.58	3.51	3.50	
Maximum number of connectable indoor units				64 (1)						
Indoor index connection	Min.			280	315	350	385	420	455	490
	Nom.			400	450	500	550	600	650	700
	Max.			520	585	650	715	780	845	910
Piping connections	Liquid	OD	mm	12.7	15.9				19.1	
	Gas	OD	mm	28.6				34.9		
	Total piping length	System Actual	m	500						
Current - 50Hz	Maximum fuse amps (MFA)		A	40	45	50	60			

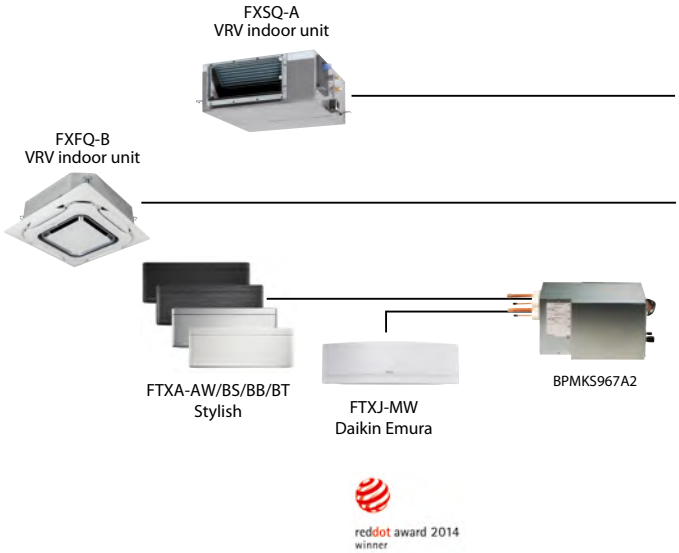

RXYLQ16-28T

Connectable stylish indoor units

			20 CLASS	25 CLASS	35 CLASS	42 CLASS	50 CLASS	60 CLASS	71 CLASS
Daikin Emura - Wall mounted unit		FTXJ-MW/MS	●	●	●		●		
Stylish - Wall mounted unit		FTXA-AW/BS/BB/BT	●	●	●	●	●		
Perfera wall mounted	NEW	FTXM-R	●	●	●	●	●	●	●
Perfera floor standing	NEW	FVXM-A	●	●	●		●		
Floor standing unit		FVXM-F		●	●		●		

BPMKS box needed to connect RA indoors to VRV IV (RYYQ / RXYQ)

More details and final information can be found by scanning or clicking the QR codes.

RXYLQ-T

Outdoor unit system			RXYLQ-T	30T	32T	34T	36T	38T	40T	42T
System	Outdoor unit module 1			RXYLQ10T			RXYLQ12T			RXYLQ14T
	Outdoor unit module 2			RXYLQ10T		RXYLQ12T			RXYLQ14T	
	Outdoor unit module 3			RXYLQ10T	RXYLQ12T			RXYLQ14T		
Capacity range			HP	30	32	34	36	38	40	42
Cooling capacity	Prated,c		kW	84.0	89.5	95.0	100.5	107.0	113.5	120.0
Heating capacity	Prated,h		kW	94.5	101	107	113	120	128	135
	Max.	6°CWB	kW	94.5	100.5	106.5	112.5	120.0	127.5	135.0
Recommended combination				9 x FXMQ50P7VEB + 5 x FXMQ63P7VEB	8 x FXMQ63P7VEB + 4 x FXMQ80P7VEB	3 x FXMQ50P7VEB + 9 x FXMQ63P7VEB + 2 x FXMQ80P7VEB	2 x FXMQ50P7VEB + 10 x FXMQ63P7VEB + 2 x FXMQ80P7VEB	6 x FXMQ50P7VEB + 10 x FXMQ63P7VEB	9 x FXMQ50P7VEB + 9 x FXMQ63P7VEB	12 x FXMQ63P7VEB + 4 x FXMQ80P7VEB
ηs,c			%	251.4	259.1	266.8	274.4	271.6	270.3	270.1
ηs,h			%	144.3	141.6	139.2	137.6	137.1		
SEER				6.36	6.55	6.74	6.93	6.86	6.83	
SCOP				3.68	3.61	3.56	3.51	3.50		
Maximum number of connectable indoor units				64 (1)						
Indoor index connection	Min.			525	560	595	630	665	700	735
	Nom.			750	800	850	900	950	1,000	1,050
	Max.			975	1,040	1,105	1,170	1,235	1,300	1,365
Piping connections	Liquid	OD	mm	19.1						
	Gas	OD	mm	34.9			41.3			
	Total piping length	System Actual	m	500						
Current - 50Hz	Maximum fuse amps (MFA)		A	80				90		

Outdoor unit module			RXMLQ-T	8T
Dimensions	Unit	HeightxWidthxDepth	mm	1,685 x1,240 x765
Weight	Unit		kg	302
Fan	External static pressure	Max.	Pa	78
Sound power level	Cooling	Nom.	dBA	75.0
Sound pressure level	Cooling	Nom.	dBA	55.0
Operation range	Cooling	Min.~Max.	°CDB	-5 ~43
	Heating	Min.~Max.	°CWB	-25 ~16
Refrigerant	Type/GWP			R-410A/2,087.5
	Charge		kg/TCO2Eq	11.8 /24.6
Power supply	Phase/Frequency/Voltage		Hz/V	3N~/50 /380-415
Current - 50Hz	Maximum fuse amps (MFA)		A	20

(1)Actual number of connectable indoor units depends on the indoor unit type (VRV indoor, Hydrobox, RA indoor, etc.) and the connection ratio restriction for the system (70% <= CR <= 130%) | Contains fluorinated greenhouse gases
* EU member states, UK, Bosnia-Herzegovina, Serbia, Montenegro, Kosovo, Albania, North Macedonia, Iceland, Norway, Switzerland

Replacement technology

The quick and quality way of upgrading R-22, R-407C and R-410A systems

These benefits will convince your customer:

Drastically improve your efficiency, comfort and reliability

No disturbance of daily operations

› Reuse of existing pipework results in fast installation
› Plan phases to avoid loss of business
› Replace any VRF system

Lower installation costs

› Shorter installation time
› Use of existing piping and wiring
› Reuse of materials

Lower investment and reduced running costs

› CAPEX: Lower initial investment
› OPEX: Lower energy consumption and maintenance costs
› Keep your business running seamlessly

Higher property value

› Higher property value
› Improved facilities
• Subsidies
• Certifications (BREEAM, LEED and WELL)

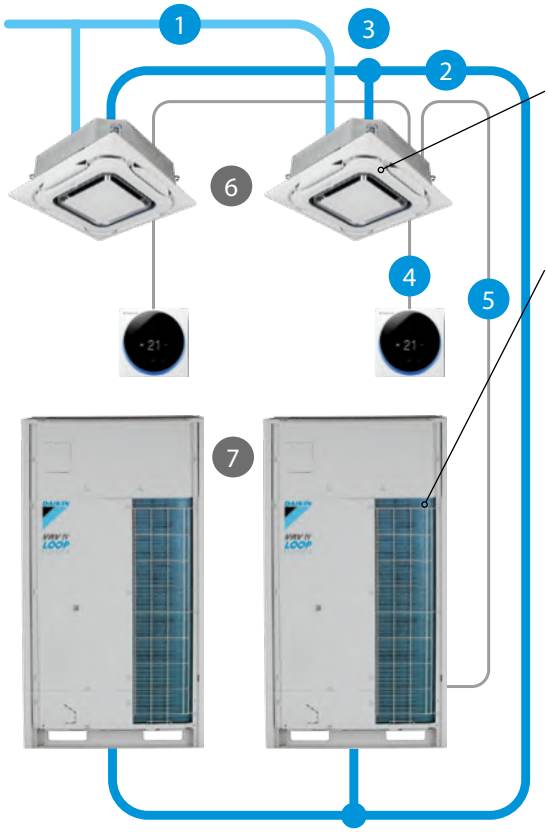

The Daikin upgrade solution:

Replace indoor units (optional)
› Depending on model type and condition the indoor units can be kept.

Replace outdoor units

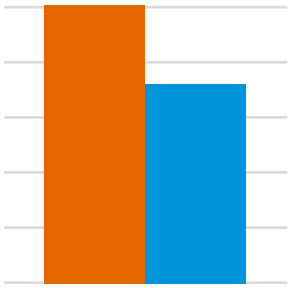

31 % less energy used

Daikin headquarters, Osaka, Japan.

Replacement with VRV Q-series in 2006–2009. Capacity up from 1,620 to 2,322 HP while keeping the energy consumption the same!

VRV-Q benefits to increase your profit:

Watch our online seminar on replacement VRV now!

Optimise your business

Less installation time
Tackle more projects in less time thanks to faster installation. It is more profitable than replacing the full system with new piping.

Lower installation costs
Reducing installation costs enables you to offer customers the most cost-effective solution and improve your competitive edge.

Replace non-Daikin systems
NON DAIKIN DAIKIN

It is a trouble-free replacement solution for Daikin systems and for systems made by other manufacturers.

Easy as one-two-three
A simple solution for replacement technology enables you to handle more projects for more customers in less time and offer them the best price! Everybody wins.

	VRV-Q, keeping indoor units	**VRV-Q**, replacing indoor units	Completely new installation with standard VRV
Remove outdoor unit	21 %	21 %	21 %
Install new outdoor unit	14 %	14 %	14 %
Clean cooling circuit and leak test	14 %	14 %	14 %
Remove indoor units	–	8 %	8 %
Remove refrigerant pipes and other tasks	–	–	8 %
Install new refrigerant pipes	–	–	14 %
Install new indoor units and other tasks	–	21 %	21 %
Total installation time	49 %	78 %	100 %

Technology insight – Pipe cleaning and automatic refrigerant charging

Pipe cleaning and automatic refrigerant charging ensures a trouble-free operation.

Thanks to the pipe cleaning, possible contamination in the pipes is collected ensuring a trouble-free operation as with a completely new system.

The automatic charging ensures the correct amount of refrigerant is charged, so knowledge of the exact piping layout is not needed!

One touch convenience:
- Measure and charge refrigerant
- Test operation

Replacement VRV, heat recovery

Quick & quality replacement for R-22 and R-407C systems

- Cost effective and fast replacement as only the outdoor and indoor unit needs to be replaced, meaning almost no work has to be carried out inside the building
- Efficiency gains of more than 40% can be realized, thanks to technological developments in heat pump technology and the more efficient R-410A refrigerant
- Less intrusive and time consuming installation compared to installing a new system, as the refrigerant piping can be maintained
- Unique automatic refrigerant charge eliminates the need to calculate refrigerant volume and allows safe replacement of competitor replacement
- Automatic cleaning of refrigerant piping ensures a clean piping network, even when a compressor breakdown has occurred
- Possibility to add indoor units and increase capacity without changing the refrigerant piping
- Possibility to spread the various stages of replacement thanks to the modular design of the VRV system
- Accurate temperature control, fresh air provision, air handling units and Biddle air curtains all integrated in a single system requiring only one single point of contact (RXYQQ-U only)
- Incorporates VRV IV standards & technologies: Variable Refrigerant
- Temperature and full inverter compressors (RXYQQ-U only)
- Free combination of outdoor units to meet installation space or efficiency requirements (RXYQQ-U only)

RQCEQ712-848P3

ErP 2021 COMPLIANT

Already fully compliant to LOT 21 - Tier 2

Published data with real-life indoor units

More details and final information can be found by scanning or clicking the QR codes.

RQCEQ-P3

Outdoor unit system		RQCEQ	280P3	460P3	500P3	540P3	712P3	744P3	816P3
System	Outdoor unit module 1		RQEQ140P3			RQEQ180P3	RQEQ140P3		RQEQ180P3
	Outdoor unit module 2		RQEQ140P3		RQEQ180P3				RQEQ212P3
	Outdoor unit module 3		-	RQEQ180P3				RQEQ212P3	
	Outdoor unit module 4		-				RQEQ212P3		
Capacity range		HP	10	16	18	20	24	26	28
Cooling capacity	Prated,c	kW	28.0	46.0	50.0	54.0	70.0	72.0	78.0
Heating capacity	Prated,h	kW	32.0	52.0	56.0	60.0	78.4	80.8	87.2
Recommended combination			4 x FXMQ63P7VEB	4 x FXMQ63P7VEB + 2 x FXMQ80P7VEB	4 x FXSQ32A2VEB + 8 x FXSQ40A2VEB	12 x FXSQ40A2VEB	4 x FXSQ32A2VEB + 9 x FXSQ40A2VEB + 3 x FXSQ50A2VEB	4 x FXSQ32A2VEB + 6 x FXSQ40A2VEB + 6 x FXSQ50A2VEB	7 x FXSQ40A2VEB + 9 x FXSQ50A2VEB
ηs,c		%	200	191	201	198	194		204
ηs,h		%	159	161	150	148	153	155	
Maximum number of connectable indoor units			21	34	39	43	52	56	60
Indoor index connection	Min.		140	230	250	270	356	372	408
	Nom.		280	500		540	712	744	816
	Max.		364	598	650	702	926	967.0	1,061
Piping connections	Liquid OD	mm	9.52	12.70	15.90			19.10	
	Gas OD	mm	22.2	28.6				34.9	
	Total piping length System Actual	m	300						
Power supply	Phase/Frequency/Voltage	Hz/V	3~/50 /400						
Current - 50Hz	Maximum fuse amps (MFA)	A	30	50	60		80		90

Outdoor unit module			RQEQ-P3	140P3	180P3	212P3
Dimensions	Unit	HeightxWidthxDepth	mm	1,680x635x765		
Weight	Unit		kg	175		179
Fan	Air flow rate	Cooling Nom.	m^3/min	95	110	
	Type			Propeller fan		
Sound power level	Cooling	Nom.	dBA	79	83	87
	Heating	According to ENER LOT21	dBA	79	84	
Sound pressure level	Cooling	Nom.	dBA	-		
Operation range	Cooling	Min.~Max.	°CDB	-5 ~43		
	Heating	Min.~Max.	°CWB	-20 ~15.5		
Refrigerant	Type/GWP			R-410A/2,087.5		
	Charge		kg/TCO2Eq	10.3/21.5	10.6/22.1	11.2/23.4
Power supply	Phase/Frequency/Voltage		Hz/V	3~/50 /380-415		
Current - 50Hz	Maximum fuse amps (MFA)		A	15	20	22.5

Contains fluorinated greenhouse gases

Replacement VRV, heat pump

LOOP BY DAIKIN

For units made and sold in Europe*

RXYQQ8-12U

More details and final information can be found by scanning or clicking the QR codes.

RQYQ-P

RXYQQ-U

Outdoor unit		RXYQQ/RQYQ-P	140P	8U	10U	12U	14U	16U	18U	20U
Capacity range		HP	5	8	10	12	14	16	18	20
Cooling capacity	Prated,c	kW	14.0	22.4	28.0	33.5	40.0	45.0	50.4	52.0
Heating capacity	Prated,h	kW	16.0	22.4	28.0	33.5	40.0	45.0	50.4	56.0
	Max. 6°CWB	kW	-	25.0	31.5	37.5	45.0	50.0	56.5	63.0
Recommended combination			4 x FXSQ32A2VEB	4 x FXFQ50AVEB	4 x FXFQ63AVEB	6 x FXFQ50AVEB	1 x FXFQ50AVEB + 5 x FXFQ63AVEB	4 x FXFQ63AVEB + 2 x FXFQ80AVEB	3 x FXFQ50AVEB + 5 x FXFQ63AVEB	2 x FXFQ50AVEB + 6 x FXFQ63AVEB
ηs,c		%	194	302.4	267.6	247.8	250.7	236.5	238.3	233.7
ηs,h		%	137	167.9	168.2	161.4	155.4	157.8	163.1	156.6
SEER			-	7.6	6.8	6.3		6.0		5.9
SCOP			-	4.3		4.1	4.0		4.2	4.0
Maximum number of connectable indoor units			10	64 (1)						
Indoor index connection	Min.		62.5	100.0	125.0	150.0	175.0	200.0	225.0	250.0
	Nom.		125	-						
	Max.		162.5	260.0	325.0	390.0	455.0	520.0	585.0	650.0
Dimensions	Unit HeightxWidthxDepth	mm	1,680x635x765	1,685x930x765			1,685x1,240x765			
Weight	Unit	kg	175	198			275		308	
Fan	Air flow rate Cooling Nom.	m³/min	95	-						
Sound power level	Cooling Nom.	dBA	79	78.0	79.1	83.4	80.9	85.6	83.8	87.9
	Heating Prated, h	dBA	79	79.6	80.9	83.5	83.1	86.5	85.3	89.8
Sound pressure level	Cooling Nom.	dBA	-	57.0		61.0	60.0	63.0	62.0	65.0
Operation range	Cooling Min.~Max.	°CDB	-5~43	-5.0~43.0						
	Heating Min.~Max.	°CWB	-20~15.5	-20.0~15.5						
Refrigerant	Type/GWP		R-410A/2,087.5							
	Charge	kg/TCO2Eq	11.1/23.2	5.9/12.3	6.0/12.5	6.3/13.2	10.3/21.5	11.3/23.6	11.7/24.4	11.8/24.6
Piping connections	Liquid OD	mm	9.52			12.7			15.9	
	Gas OD	mm	15.9	19.1	22.2	28.6				
	Total piping length System Actual	m	300	300						
Power supply	Phase/Frequency/Voltage	Hz/V	3~/50/380-415	3N~/50/380-415						
Current - 50Hz	Maximum fuse amps (MFA)	A	15	20	25	32		40		50

Outdoor unit system		RXYQQ	22U	24U	26U	28U	30U	32U	34U	36U	38U	40U	42U
System	Outdoor unit module 1		RXYQQ10U	RXYQQ8U	RXYQQ12U			RXYQQ16U			RXYQQ8U	RXYQQ10U	
	Outdoor unit module 2		RXYQQ12U	RXYQQ16U	RXYQQ14U	RXYQQ16U	RXYQQ18U	RXYQQ16U	RXYQQ18U	RXYQQ20U	RXYQQ10U	RXYQQ12U	RXYQQ16U
	Outdoor unit module 3		-								RXYQQ20U	RXYQQ18U	RXYQQ16U
Capacity range		HP	22	24	26	28	30	32	34	36	38	40	42
Cooling capacity	Prated,c	kW	61.5	67.4	73.5	78.5	83.9	90.0	95.4	97.0	111.9	118.0	118.0
Heating capacity	Prated,h	kW	61.5	67.4	73.5	78.5	83.9	90.0	95.4	101.0	111.9	118.0	62.4
	Max. 6°CWB	kW	69.0	75.0	82.5	87.5	94.0	100.0	106.5	113.0	125.5	131.5	131.5
Recommended combination			6 x FXFQ50AVEB + 4 x FXFQ63AVEB	4 x FXFQ50AVEB + 4 x FXFQ63AVEB + 2 x FXFQ80AVEB	7 x FXFQ50AVEB + 5 x FXFQ63AVEB	6 x FXFQ50AVEB + 4 x FXFQ63AVEB + 2 x FXFQ80AVEB	9 x FXFQ50AVEB + 5 x FXFQ63AVEB	8 x FXFQ63AVEB + 4 x FXFQ80AVEB	3 x FXFQ50AVEB + 9 x FXFQ63AVEB + 2 x FXFQ80AVEB	2 x FXFQ50AVEB + 10 x FXFQ63AVEB + 2 x FXFQ80AVEB	6 x FXFQ50AVEB + 10 x FXFQ63AVEB	9 x FXFQ50AVEB + 9 x FXFQ63AVEB	12 x FXFQ63AVEB + 4 x FXFQ80AVEB
ηs,c		%	274.5	269.9	264.2	257.8	256.8	251.7	253.3	250.8	272.4	263.5	261.2
ηs,h		%	171.2	167.0	164.6	166.0	169.8	163.1	166.2	162.4	167.5	170.0	165.5
SEER			6.9	6.8	6.7	6.5		6.4		6.3	6.9	6.7	6.6
SCOP			4.4	4.3	4.2		4.3	4.2		4.1	4.3	4.3	4.2
Maximum number of connectable indoor units			64 (1)										
Indoor index connection	Min.		275.0	300.0	325.0	350.0	375.0	400.0	425.0	450.0	475.0	500.0	525.0
	Max.		715.0	780.0	845.0	910.0	975.0	1,040.0	1,105.0	1,170.0	1,235.0	1,300.0	1,365.0
Piping connections	Liquid OD	mm	15.9		19.1								
	Gas OD	mm	28.6	34.9						41.3			
	Total piping length System Actual	m	300										
Power supply	Phase/Frequency/Voltage	Hz/V	3N~/50 /380-415										
Current - 50Hz	Maximum fuse amps (MFA)	A	63				80				100		

(1)Actual number of connectable indoor units depends on the indoor unit type (VRV indoor, Hydrobox, RA indoor, etc.) and the connection ratio restriction for the system (50% <= CR <= 130%) | Contains fluorinated greenhouse gases

* EU member states, UK, Bosnia-Herzegovina, Serbia, Montenegro, Kosovo, Albania, North Macedonia, Iceland, Norway, Switzerland

Water-to-air heat pump

Welcome a new range of features

More flexibility

- Mixed connection of HT hydroboxes and VRV indoor units
- Connects to stylish indoor units such as Daikin Emura, Nexura, … (no mixed connection with other indoors possible)
- Extension of the range: 8-10-12-14HP, combinable up to 42HP while keeping the most compact casing in the market
- Extended piping length up 165m (actual)
- Extended indoor unit height difference to 30m

Most compact casing in the market!

8 to 14 HP | 16 to 28 HP | 30 to 42 HP

More capacity

- Up to 72% increased capacity (!) per model thanks to new compressor and larger heat exchanger

Unique zero heat dissipation principle

- No need for ventilation or cooling in the technical room
- Control heat dissipation to achieve maximum efficiency: set target technical room temperature and unit regulates actual heat dissipation

Easier commissioning & customisation

- 7 segment display
- 2 analogue input signals allowing external control of
  - ON-OFF (e.g. compressor)
  - Operation mode (cooling / heating)
  - Limit of capacity
  - Error signal

Total solution

Daikin Emura
wall mounted unit

FTXA-AW/BS/BB/BT
Stylish



Fully flat cassette

intelligent Manager

Biddle air curtain

Air handling unit for ventilation

Low temperature hydrobox

High temperature hydrobox

With all existing standard functions

Variable Refrigerant Temperature

VRV IV W+ series

Indoor installation makes unit invisible from the outside

- Seamless integration in the surrounding architecture as you cannot see the unit
- Highly suited for sound sensitive areas as there is no external operation sound
- Very flexible indoor installation as there is no heat dissipation
- Superior efficiency, even in the most extreme outside conditions, especially in geothermal operation

Variable water flow control

- The variable water flow control option reduces excessive energy use by the circulation pump.
- By controlling a variable water valve, the water flow is reduced when possible, saving energy.
- Via 0~10 volt

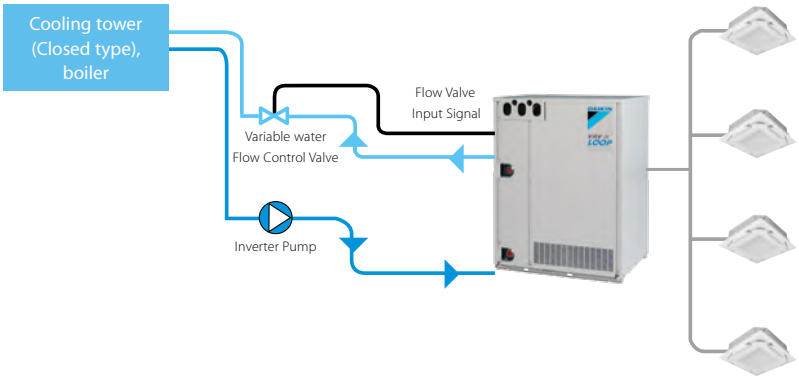

Lower refrigerant concentration levels

Water-cooled VRV systems typically have less refrigerant per system making it ideal to comply with the EN378 legislation limiting the amount of refrigerant in hospitals and hotels.

The refrigerant levels remain limited thanks to:

- limited distance between outdoor and indoor unit
- modularity: enabling small systems per floor instead of one big system. Thanks to the water circuit heat recovery is still possible in the entire building

Maximum design flexibility and installation speed

- Quickly and flexibly design your system with a unique range of single and multi BS boxes.
- A wide variety of compact and lightweight multi BS boxes greatly reduces installation time.
- Free combination of single and multi BS boxes



2-stage heat recovery

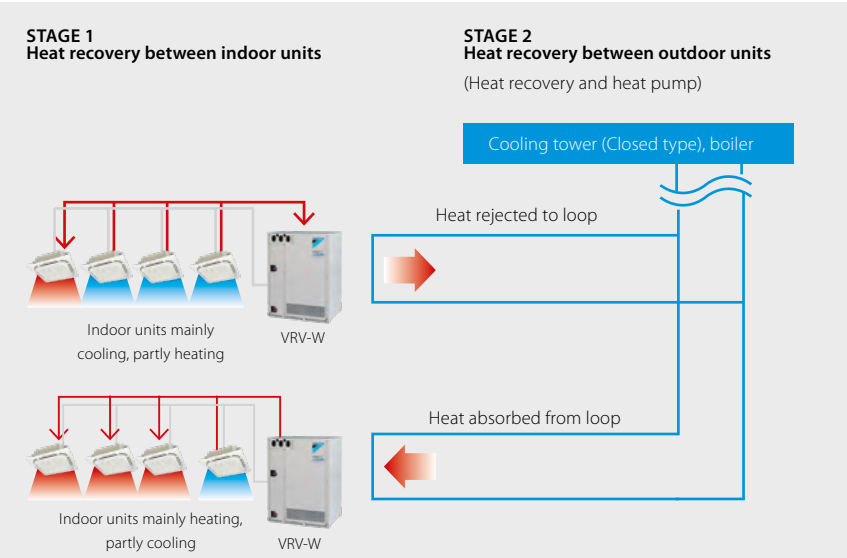

Stacked configuration

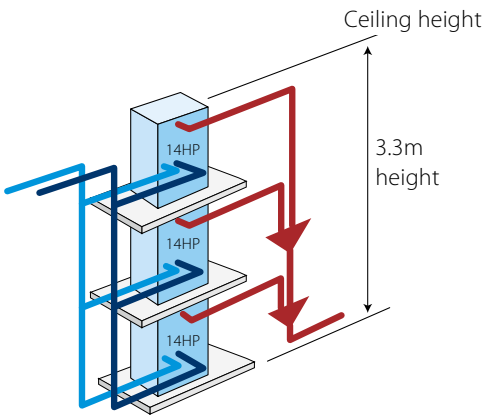

VRV IV water cooled+ series

Ideal for high rise buildings, using water as heat source

- Environmental conscious solution: reduced CO_2 emmisions thanks to the use of geothermal energy as a renewable energy source and typical lower refrigerant levels making it ideal to comply with EN378
- Covers all thermal needs of a building via a single point of contact: accurate temperature control, ventilation, air handling units, Biddle air curtains and hot water
- Unique zero heat dissipation principle obviates the need for ventilation or cooling in the technical room, maximising installation flexiblity
- Wide range of indoor units: possibility to combine VRV with stylish indoor units (Daikin Emura, Perfera)
- Incorporates VRV IV standards & technologies: Variable Refrigerant Temperature, VRV configurator, 7-segment display and full inverter compressors
- Developed for easy installation and servicing: choice between top or front connection for refrigerant piping and rotating switch box for easy access to serviceable parts
- Compact & lightweight design can be stacked for maximum space saving: 42HP can be installed in less than 0,5m² floorspace
- 2-stage heat recovery: first stage between indoor units, second stage between outdoor units thanks to the storage of energy in the water circuit
- Unified model for heat pump and heat recovery version and geothermal and standard operation
- Variable Water Flow control option increases flexibility and control
- 2 analogue input signals allowing external control of ON-OFF, operation mode, error signal, …
- Contains all standard VRV features

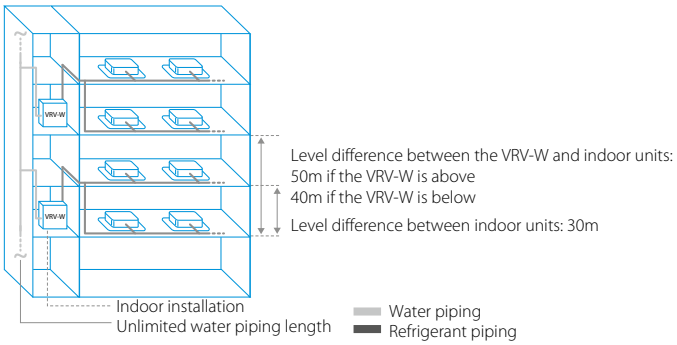

ErP 2021 COMPLIANT

Already fully compliant to LOT 21 - Tier 2

Published data with real-life indoor units

LOOP BY DAIKIN

For units made and sold in Europe*

Connectable stylish indoor units

			20 CLASS	25 CLASS	35 CLASS	42 CLASS	50 CLASS	60 CLASS	71 CLASS
Daikin Emura - Wall mounted unit		FTXJ-MW/MS	•	•	•		•		
Stylish - Wall mounted unit		FTXA-AW/BS/BB/BT	•	•	•	•	•		
Perfera wall mounted	NEW	FTXM-R	•	•	•	•	•	•	•
Perfera floor standing	NEW	FVXM-A	•	•	•		•		
Floor standing unit		FVXM-F		•	•		•		

BPMKS box needed to connect RA indoors to VRV IV (RYYQ / RXYQ)

More details and final information can be found by scanning or clicking the QR codes.

RWEYQ-T9

Outdoor unit				RWEYQ	8T9	10T9	12T9	14T9
Capacity range				HP	8	10	12	14
Cooling capacity	Prated,c			kW	22.4	28.0	33.5	40.0
Heating capacity	Prated,h			kW	25.0	31.5	37.5	45.0
	Max.	6°CWB		kW	25.0	31.5	37.5	45.0
Recommended combination					4 x FXMQ50P7VEB	4 x FXMQ63P7VEB	6 x FXMQ50P7VEB	1 x FXMQ50P7VEB + 5 x FXMQ63P7VEB
ηs,c				%	326.8	307.8	359.0	330.7
ηs,h				%	524.3	465.9	436.0	397.1
SEER					8.4	7.9	9.2	8.5
SCOP					13.3	11.8	11.1	10.1
Maximum number of connectable indoor units					64 (1)			
Indoor index connection	Min.				100.0	125.0	150.0	175.0
	Max.				300.0	375.0	450.0	525.0
Dimensions	Unit	HeightxWidthxDepth		mm	980x767x560			
Weight	Unit			kg	195		197	
Sound power level	Cooling	Nom.		dBA	65.0	71.0	72.0	74.0
Sound pressure level	Cooling	Nom.		dBA	48.0	50.0	56.0	58.0
Operation range	Inlet water temperature	Cooling	Min.~Max.	°CDB	10 ~45			
		Heating	Min.~Max.	°CWB	10 ~45			
	Temperature around casing	Max.		°CDB	40			
	Humidity around casing	Cooling~ Heating	Max.	%	80 ~80			
Refrigerant	Type/GWP				R-410A/2,087.5			
	Charge			kg/TCO2Eq	7.9/16.5		9.6/20.0	
Piping connections	Liquid	OD		mm	9.52		12.7	
	Gas	OD		mm	19.1	22.2	28.6	
	HP/LP gas	OD		mm	15.9/19.1	19.1/22.2	19.1/28.6	22.2/28.6
	Drain	Size			14mm OD/ 10mm ID			
	Water	Inlet/Outlet	Size		ISO 228-G1 1/4 B/ISO 228-G1 1/4 B			
	Total piping length	System	Actual	m	500			
Power supply	Phase/Frequency/Voltage			Hz/V	3N~/50 /380-415			
Current - 50Hz	Maximum fuse amps (MFA)			A	20		25	

Variable Refrigerant Temperature

Stage 1 heat recovery between indoor units

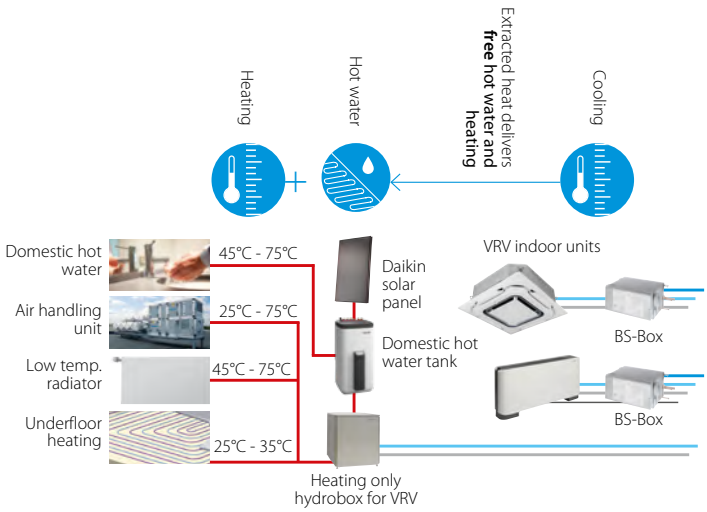

or

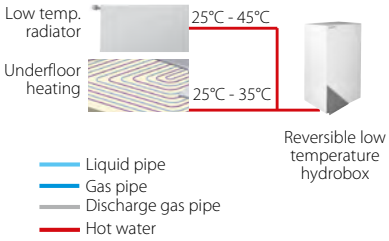

Stage 2 heat recovery between outdoor units

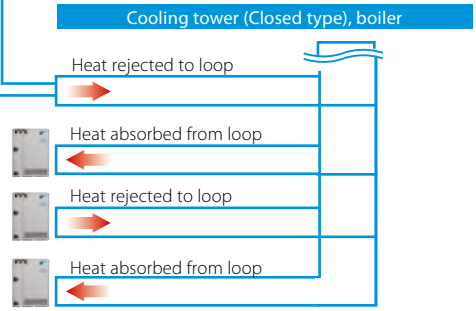

* Above system configuration are for illustration purpose only.

Outdoor unit system		RWEYQ	16T9	18T9	20T9	22T9	24T9	26T9	28T9
System	Outdoor unit module 1		RWEYQ8T		RWEYQ10T		RWEYQ12T		RWEYQ14T
	Outdoor unit module 2		RWEYQ8T	RWEYQ10T		RWEYQ12T		RWEYQ14T	
Capacity range		HP	16	18	20	22	24	26	28
Cooling capacity	Prated,c	kW	44.8	50.4	56.0	61.5	67.0	73.5	80.0
Heating capacity	Prated,h	kW	50.0	56.5	62.5	69.0	75.0	82.5	90.0
	Max. 6°CWB	kW	50.0	56.5	62.5	69.0	75.0	82.5	90.0
Recommended combination			4 x FXMQ63P7VEB + 2 x FXMQ80P7VEB	4 x FXMQ50P7VEB + 4 x FXMQ63P7VEB	8 x FXMQ63P7VEB	6 x FXMQ50P7VEB + 4 x FXMQ63P7VEB	12 x FXMQ50P7VEB	7 x FXMQ50P7VEB + 5 x FXMQ63P7VEB	2 x FXMQ50P7VEB + 10 x FXMQ63P7VEB
ηs,c		%	307.6	308.7	298.1	311.3	342.6	322.5	306.1
ηs,h		%	459.2	491.1	466.8	447.9	434.5	406.9	387.9
SEER			7.9		7.7	8.0	8.8	8.3	7.9
SCOP			11.7	12.5	11.9	11.4	11.1	10.4	9.9
Maximum number of connectable indoor units			64 (1)						
Indoor index connection	Min.		200.0	225.0	250.0	275.0	300.0	325.0	350.0
	Max.		600.0	675.0	750.0	825.0	900.0	975.0	1,050.0
Piping connections	Liquid OD	mm	12.7	15.9				19.1	
	Gas OD	mm	28.6				34.9		
	HP/LP gas OD	mm	22.2 / 28.6		28.6 / 28.6		28.6 / 34.9		
	Total piping length System Actual	m	500						
Power supply	Phase/Frequency/Voltage	Hz/V	3N~/50 /380-415						
Current - 50Hz	Maximum fuse amps (MFA)	A	32		35	40		50	

Outdoor unit system		RWEYQ	30T9	32T9	34T9	36T9	38T9	40T9	42T9
System	Outdoor unit module 1		RWEYQ10T			RWEYQ12T			RWEYQ14T
	Outdoor unit module 2		RWEYQ10T		RWEYQ12T			RWEYQ14T	
	Outdoor unit module 3		RWEYQ10T	RWEYQ12T			RWEYQ14T		
Capacity range		HP	30	32	34	36	38	40	42
Cooling capacity	Prated,c	kW	84.0	89.5	95.0	100.5	107.0	113.5	120.0
Heating capacity	Prated,h	kW	94.5	100.5	106.5	112.5	120.0	127.5	135.0
	Max. 6°CWB	kW	94.5	100.5	106.5	112.5	120.0	127.5	135.0
Recommended combination			12 x FXMQ63P7VEB	6 x FXMQ50P7VEB + 8 x FXMQ63P7VEB	12 x FXMQ50P7VEB + 4 x FXMQ63P7VEB	18 x FXMQ50P7VEB	13 x FXMQ50P7VEB + 5 x FXMQ63P7VEB	8 x FXMQ50P7VEB + 10 x FXMQ63P7VEB	3 x FXMQ50P7VEB + 15 x FXMQ63P7VEB
ηs,c		%	308.3	318.2	342.5	352.3	338.8	341.4	332.9
ηs,h		%	467.2	456.1	447.0	438.5	419.4	404.4	391.2
SEER			7.9	8.2	8.8	9.0	8.7		8.5
SCOP			11.9	11.6	11.4	11.2	10.7	10.3	10.0
Maximum number of connectable indoor units			64 (1)						
Indoor index connection	Min.		375.0	400.0	425.0	450.0	475.0	500.0	525.0
	Max.		1,125.0	1,200.0	1,275.0	1,350.0	1,425.0	1,500.0	1,575.0
Piping connections	Liquid OD	mm	19.1						
	Gas OD	mm	34.9			41.3			
	HP/LP gas OD	mm	28.6 / 34.9			28.6 / 41.3	41.3 / 34.9		
	Total piping length System Actual	m	500						
Power supply	Phase/Frequency/Voltage	Hz/V	3N~/50 /380-415						
Current - 50Hz	Maximum fuse amps (MFA)	A	50	63				80	

(1)Actual number of units depends on the indoor unit type (VRV DX indoor, RA DX indoor, etc.) and the connection ratio restriction for the system (being; 50% ≤ CR ≤130%). | Contains fluorinated greenhouse gases
* EU member states, UK, Bosnia-Herzegovina, Serbia, Montenegro, Kosovo, Albania, North Macedonia, Iceland, Norway, Switzerland

Individual and multi branch selector box installation

BS1Q-A

Individual branch selector for VRV IV heat recovery

- Unique range of single and multi BS boxes for flexible and fast design
- Compact & light to install
- Ideal for remote rooms as no drain piping is needed
- Allows integration of server rooms into the heat recovery solution thanks to technical cooling function
- Connect up to 250 class unit (28kW)
- **UNIQUE** Faster installation thanks to open port connection
- Allows multi tenant applications
- Connectable to REYQ-U, RQCEQ-P3 and RWEYQ-T9 heat recovery units

BS1Q-A

More details and final information can be found by scanning or clicking the QR codes.

BS1Q-A

Indoor unit				BS	1Q10A	1Q16A	1Q25A
Power input	Cooling	Nom.		kW	0.005		
	Heating	Nom.		kW	0.005		
Maximum number of connectable indoor units					6	8	
Maximum capacity index of connectable indoor units					15 < x ≤ 100	100<x≤160	160<x≤250
Dimensions	Unit	HeightxWidthxDepth		mm	207x388x326		
Weight	Unit			kg	12		15
Casing	Material				Galvanised steel plate		
Piping connections	Outdoor unit	Liquid	OD	mm	9.5		
		Gas	OD	mm	15.9		22.2
		Discharge gas	OD	mm	12.7		19.1
	Indoor unit	Liquid	OD	mm	9.5		
		Gas	OD	mm	15.9		22.2
Sound absorbing thermal insulation					Foamed polyurethane Flame-resistant needle felt		
Power supply	Phase				1~		
	Frequency			Hz	50		
	Voltage			V	220-240		
	Maximum fuse amps (MFA)			A	15		

Contains fluorinated greenhouse gases

BS-Q14AV1B

Multi branch selector for VRV IV heat recovery

- Unique range of single and multi BS boxes for flexible and fast design
- Major reduction in installation time thanks to wide range, compact size and light weight multi BS boxes
- Up to 70% smaller and 66% lighter than previous series
- Faster installation thanks to a reduced number of brazing points and wiring
- All indoor units connectable to one BS box
- Less inspection ports needed compared to installing single BS boxes
- Up to 16kW capacity available per port
- Connect up to 250 class unit (28kW) by combining 2 ports
- No limit on unused ports allowing phased installation
- **UNIQUE** Faster installation thanks to open port connection
- **UNIQUE** Refrigerant filters for high reliability
- Allows multi tenant applications
- Connectable to REYQ-U, RQCEQ-P3 and RWEYQ-T9 heat recovery units

BS6,8Q14AV1B

More details and final information can be found by scanning or clicking the QR codes.

BS-Q14AV1B

Indoor unit				BS	4Q14AV1B	6Q14AV1B	8Q14AV1B	10Q14AV1B	12Q14AV1B	16Q14AV1B
Power input	Cooling	Nom.		kW	0.043	0.064	0.086	0.107	0.129	0.172
	Heating	Nom.		kW	0.043	0.064	0.086	0.107	0.129	0.172
Maximum number of connectable indoor units					20	30	40	50	60	64
Maximum number of connectable indoor units per branch					5					
Number of branches					4	6	8	10	12	16
Maximum capacity index of connectable indoor units					400	600	750			
Maximum capacity index of connectable indoor units per branch					140					
Dimensions	Unit	HeightxWidthxDepth		mm	298x370x430	298x580x430		298x820x430		298x1,060x430
Weight	Unit			kg	17	24	26	35	38	50
Casing	Material				Galvanised steel plate					
Piping connections	Outdoor unit	Liquid	OD	mm	9.5	12.7	12.7 / 15.9	15.9	15.9 / 19.1	19.1
		Gas	OD	mm	22.2 / 19.1	28.6 / 22.2	28.6	28.6 / 34.9		34.9
		Discharge gas	OD	mm	19.1 / 15.9	19.1 / 22.2	19.1 / 22.2 / 28.6	28.6		
	Indoor unit	Liquid	OD	mm	9.5 / 6.4					
		Gas	OD	mm	15.9 / 12.7					
	Drain				VP20 (I.D. 20/O.D. 26)					
Sound absorbing thermal insulation					Urethane foam, polyethylene foam					
Power supply	Phase				1~					
	Frequency			Hz	50					
	Voltage			V	220-440					
	Maximum fuse amps (MFA)			A	15					

Contains fluorinated greenhouse gases

Products overview VRV IV

Capacity class (kW)

Type	Model		Product name	15	20	25	32	40	50	63	71	80	100	125	140	200	250
Ceiling mounted cassette	UNIQUE Round flow cassette	360° air discharge for optimum efficiency and comfort › Auto cleaning function ensures high efficiency › Intelligent sensors save energy and maximize comfort › Flexibility to suit every room layout › Lowest installation height in the market! › Widest choice ever in decoration panel designs and colors ROUND FLOW	FXFQ-B		●	●	●	●	●	●		●	●	●			
Ceiling mounted cassette	UNIQUE Fully flat cassette	Unique design that integrates fully flat into the ceiling › Perfect integration in standard architectural ceiling tiles › Blend of iconic design and engineering excellence › Intelligent sensors save energy and maximize comfort › Small capacity unit developed for small or well-insulated rooms › Flexibility to suit every room layout	FXZQ-A	●	●	●	●	●	●								
Ceiling mounted cassette	2-way blow ceiling mounted cassette	Thin, lightweight design installs easily in narrow ceiling spaces › Depth of all units is 620mm, ideal for narrow ceiling spaces › Flexibility to suit every room layout › Reduced energy consumption thanks to DC fan motor › The flaps close entirely when the unit is not operating › Optimum comfort with automatic air flow adjustment to the required load	FXCQ-A		●	●	●	●	●	●		●		●			
Ceiling mounted cassette	Ceiling mounted corner cassette	1-way blow unit for corner installation › Compact dimensions enable installation in narrow ceiling voids › Flexible installation thanks to different air discharge options	FXKQ-MA			●	●	●		●							
Concealed ceiling	Slim concealed ceiling unit	Slim design for flexible installation › Compact dimensions enable installation in narrow ceiling voids › Medium external static pressure up to 44Pa › Only grilles are visible › Small capacity unit developted for small of well-insulated rooms › Reduced energy consumption thanks to DC fan motor	FXDQ-A3	●	●	●	●	●	●	●		Auto cleaning filter option				Multi zoning option	
Concealed ceiling	Concealed ceiling unit with medium ESP	Slimmest yet most powerfull medium static pressure unit on the market! › Slimmest unit in class, only 245mm › Low operating sound level › Medium external static pressure up to 150Pa facilitates using flexible ducts of varying lengths › Automatic air flow adjustment function measures the air volume and static pressure and adjusts it towards the nominal air flow, guaranteeing comfort	FXSQ-A	●	●	●	●	●	●	●		●	●	●	●	Multi zoning option	
Concealed ceiling	Concealed ceiling unit with high ESP	ESP up to 200, ideal for large sized spaces › Optimum comfort guaranteed no matter the length of ductwork or type of grilles, thanks to automatic air flow adjustment › Reduced energy consumption thanks to DC fan motor › Flexible installation as the air suction direction can be altered from rear to bottom suction	FXMQ-P7						●	●		●	●	●			
Concealed ceiling	Concealed ceiling unit with high ESP	ESP up to 270, ideal for extra large sized spaces › Only grilles are visible › Large capacity unit: up to 31.5 kW heating capacity	FXMQ-MB													●	●
Wall mounted	Wall mounted unit	For rooms with no false ceilings nor free floor space › Flat, stylish front panel is more easy to clean › Small capacity unit developted for small of well-insulated rooms › Reduced energy consumption thanks to DC fan motor › The air is comfortably spread up- and downwards thanks to 5 different discharge angles	FXAQ-A	●	●	●	●	●	●	●							
Ceiling suspended	Ceiling suspended unit	For wide rooms with no false ceilings nor free floor space › Ideal for comfortable air flow in wide rooms thanks to Coanda effect › Rooms with ceilings up to 3.8m can be heated or cooled very easily! › Can easily be installed in both new and refurbishment projects › Can even be mounted in corners or narrow spaces without any problem › Reduced energy consumption thanks to DC fan motor	FXHQ-A				●			●			●				
Ceiling suspended	UNIQUE 4-way blow ceiling suspended unit	Unique Daikin unit for high rooms with no false ceilings nor free floor space › Rooms with ceilings up to 3.5m can be heated up or cooled down very easily! › Can easily be installed in both new and refurbishment projects › Flexibility to suit every room layout › Reduced energy consumption thanks to DC fan motor	FXUQ-A								●		●				
Floor standing	Floor standing unit	For perimeter zone air conditioning › Can be installed in front of glass walls or free standing as both the front and the back are finished › Ideal for installation beneath a window › Requires very little installation space › Wall mounted installation facilitates cleaning beneath the unit	FXLQ-P		●	●	●	●	●	●							
Floor standing	Concealed floor standing unit	Ideal for installation in offices, hotels and residential applications › Discretely concealed in the wall, leaving only the suction and discharge grilles visible › Can even be installed underneath a window › Requires very little installation space as the depth is only 200mm › High ESP allows flexible installation	FXNQ-A		●	●	●	●	●	●							
Cooling capacity (kW)[1]				1.7	2.2	2.8	3.6	4.5	5.6	7.1	8.0	9.0	11.2	14.0	16.0	22.4	28.0
Heating capacity (kW)[2]				1.9	2.5	3.2	4.0	5.0	6.3	8.0	9.0	10.0	12.5	16.0	18.0	25.0	31.5

(1) Nominal cooling capacities are based on: indoor temperature: 27°CDB, 19°CWB, outdoor temperature: 35°CDB, equivalent refrigerant piping: 5m, level difference: 0m

(2) Nominal heating capacities are based on: indoor temperature: 20°CDB, outdoor temperature: 7°CDB, 6°CWB, equivalent refrigerant piping: 5m, level difference: 0m

Products overview Stylish indoor units

Depending on the application, Split and Sky Air indoor units can be connected to our VRV IV and VRV IV S-series outdoor units. Refer to the **outdoor unit portfolio** for combination restrictions.

			Capacity class (kW)								Connectable outdoor unit				
Type	**Model**	**Product name**	**15**	**20**	**25**	**35**	**42**	**50**	**60**	**71**	**RYYQ-U**	**RXYQ-U**	**RXYSCQ-TV1[3] RXYSQ-TV9[3] RXYSQ-TY9/TY1[3]**	**RWEYQ-T9[4]**	**RXYLQ-T**
Ceiling mounted cassette	Round flow cassette (incl. auto-cleaning function[1]) ROUND FLOW	FCAG-B				●		●	●				✓		
	Fully flat cassette	FFA-A9			●	●		●	●				✓		
Concealed ceiling	Slim concealed ceiling unit	FDXM-F9			●	●		●	●				✓		
	Concealed ceiling unit with inverter-driven fan	FBA-A(9)				●		●	●	Auto cleaning filter option			✓		
Wall mounted	Daikin Emura Wall mounted unit reddot award 2014 winner	FTXJ-MW/MS		●	●	●		●			✓	✓	✓	✓	✓
	Stylish Wall mounted unit	FTXA-AW/ BS/BB/BT		●	●	●	●	●			✓	✓	✓	✓	✓
	Perfera Wall mounted unit	CTXM-R/ FTXM-R	● RXYS(C)Q only	●	●	●	●	●	●	●	✓	✓	✓	✓	✓
Ceiling suspended	Ceiling suspended unit	FHA-A(9)				●		●	●	●			✓		
Floor standing	Floor standing unit	FVXM-F			●	●		●			✓	✓	✓	✓	✓
	Perfera Floor standing unit	FVXM-A		●	●	●		●			✓	✓	✓	✓	✓
	Concealed floor standing unit	FNA-A9			●	●		●	●				✓		

[1] Decoration panel BYCQ140DG9 or BYCQ140DGF9 + BRC1E* or BRC1H* needed

[2] To connect stylish indoor units a BPMKS unit is needed

[3] A mix of RA indoor units and VRV indoor units is not allowed.

[4] Only in heat pump operation

Benefits overview VRV IV

We care	Home leave operation	Maintains the indoor temperature at your specified comfort level during absence, thus saving energy
	Fan only	The unit can be used as fan, blowing air without heating or cooling
	Auto cleaning filter	The filter automatically cleans itself. Simplicity of upkeep means optimum energy efficiency and maximum comfort without the need for expensive or time-consuming maintenance
	Presence & floor sensor	The presence sensor directs the air away from any person detected in the room, when the air flow control is on. The floor sensor detects the average floor temperature and ensures an even temperature distribution between ceiling and floor
Comfort	Draught prevention	When starting to warm up or when the thermostat is off, the air discharge direction is set horizontally and the fan to low speed, to prevent draught. After warming up, air discharge and fan speed are set as desired
	Whisper quiet	Daikin indoor units are whisper quiet. Also the outdoor units are guaranteed not to disturb the quiet of the neightbourhood
	Auto cooling-heating changeover	Automatically selects cooling or heating mode to achieve the set temperature
Air treatment	Air filter	Removes airborne dust particles to ensure a steady supply of clean air
Humidity control	Dry programme	Allows humidity levels to be reduced without variations in room temperature
Air flow	Ceiling soiling prevention	Prevents air from blowing out too long in horizontal position, to prevent ceiling stains
	Vertical auto swing	Possibility to select automatic vertical moving of the air discharge flaps for efficient air and temperature distribution throughout the room
	Fan speed steps	Allows to select up to the given number of fan speed
	Individual flap control	Individual flap control via the wired remote controller enables you to easily fix the position of each flap individually, to suit any new room configuration. Optional closure kits are available as well
Remote control & timer	Weekly timer	Can be set to start heating or cooling anytime on a daily or weekly basis
	Infrared remote control	Starts, stops and regulates the air conditioner from a distance
	Wired remote control	Starts, stops and regulates the air conditioner
	Centralised control	Starts, stops and regulates several air conditioners from one central point
	Multi zoning	Allows up to 6 individual climate zones with one indoor unit
Other functions	Auto-restart	The unit restarts automatically at the original settings after power failure
	Self-diagnosis	Simplifies maintenance by indicating system faults or operating anomalies
	Drain pump kit	Facilitates condensation draining from the indoor unit
	Multi tenant	The indoor unit's main power supply can be turned off when leaving the hotel or office building

Ceiling mounted cassette units				Concealed ceiling units				Wall mounted unit	Ceiling suspended units		Floor standing units	
FXFQ-B	**FXZQ-A**	**FXCQ-A**	**FXKQ-MA**	**FXDQ-A3**	**FXSQ-A**	**FXMQ-P7**	**FXMQ-MB**	**FXAQ-A**	**FXHQ-A**	**FXUQ-A**	**FXNQ-A**	**FXLQ-P**
●	●	●	●	●	●	●	●	●	●	●	●	●
●	●	●	●	●	●	●	●	●	●	●	●	●
○												
○	○											
●	●		●							●		
●	●	●		●	●			●				
●	●	●	●	●	●	●	●	●	●	●	●	●
● (1)	● (1)	● (1)	● (1)	● (1)	● (1)	● (1)	● (1)	● (1)	● (1)	● (1)	● (1)	● (1)
●	●	●	●	●	●	●	●	●	●	●	●	●
●	●	●	●									
●	●	●	●					●	●	●		
3 + auto	3 + auto	3 + auto	2	3	3 + auto	3	2	2	3	3 + auto	2	3
●	●									●		
○	○	○	○	○	○	○	○	○	○	○	○	○
○	○	○	○	○	○	○	○	○	○	○	○	○
○	○	○	○	○	○	○	○	○	○	○	○	○
○	○	○	○	○	○	○	○	○	○	○	○	○
				○	○							
●	●	●	●	●	●	●	●	●	●	●	●	●
●	●	●	●	●	●	●	●	●	●	●	●	●
●	●	●	●	●	●	●	○	○	○	●		
○	○			○	○	○		○			○	○

● standard, ○ optional

(1) Pre filter

Round flow cassette

360° air discharge for optimum efficiency and comfort

- Optional automatic filter cleaning panel results in higher efficiency & comfort and lower maintenance costs.
- Two optional intelligent sensors improve energy efficiency and comfort
- Widest choice ever in decoration panels: designer panels in white (RAL9010) and black (RAL9005) and standard panels in white (RAL9010) with grey louvers or full white
- Bigger flaps and unique swing pattern improve equal air distribution
- Individual flap control: flexibility to suit every room layout without changing the location of the unit!
- Lowest installation height in the market: 214mm for class 20-63
- Optional fresh air intake
- Branch duct discharge allows to optimize air distribution in irregular shaped rooms or to supply air to small adjacent rooms

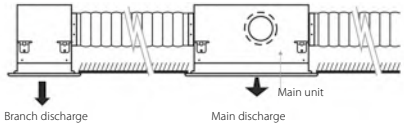

- Standard drain pump with 675mm lift increases flexibility and installation speed

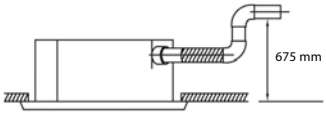

White panel

White auto cleaning panel

Black panel

Black design panel

More details and final information can be found by scanning or clicking the QR codes.

FXFQ-B

Indoor Unit				FXFQ	20B	25B	32B	40B	50B	63B	80B	100B	125B
Cooling capacity	Total capacity	At high fan speed		kW	2.20	2.80	3.60	4.50	5.60	7.10	9.00	11.20	14.00
Heating capacity	Total capacity	At high fan speed		kW	2.50	3.20	4.00	5.00	6.30	8.00	10.0	12.5	16.0
Power input - 50Hz	Cooling	At high fan speed		kW	0.017			0.018	0.023	0.028	0.045	0.071	0.103
	Heating	At high fan speed		kW	0.017			0.018	0.023	0.028	0.045	0.071	0.103
Dimensions	Unit	HeightxWidthxDepth		mm	204x840x840						246x840x840		288x840x840
Weight	Unit			kg	18.0			19.0	21.0		24.0		26.0
Casing	Material				Galvanised steel plate								
Decoration panel	Model				Standard panels: BYCQ140E - white with grey louvers / BYCQ140EW - full white / BYCQ140EB - black Auto cleaning panels: BYCQ140EGF - white / BYCQ140EGFB - black Designer panels: BYCQ140EP - white / BYCQ140EPB - black								
	Dimensions	HeightxWidthxDepth		mm	Standard panels: 65x950x950 / Auto cleaning panels: 148x950x950 / Designer panels: 106x950x950								
	Weight			kg	Standard panels: 5.5 / Auto cleaning panels: 10.3 / Designer panels: 6.5								
Fan	Air flow rate - 50Hz	Cooling	At high/medium/ low fan speed	m^3/min	12.8/10.7/8.9			14.8/12.6/10.4	15.1/12.9/10.7	16.6/13.4/10.7	23.3/19.2/13.5	27.8/20.4/13.0	31.6/26.0/19.8
		Heating	At high/medium/ low fan speed	m^3/min	12.8/10.7/8.9			14.8/12.6/10.4	15.1/12.9/10.7	16.6/13.4/10.7	22.5/18.5/13.0	27.8/20.4/13.0	30.3/24.9/18.9
Air filter	Type				Resin net								
Sound power level	Cooling	At high fan speed		dBA	49.0			51.0		53.0	55.0	60.0	61.0
Sound pressure level	Cooling	At high/medium/low fan speed		dBA	31.0/29.0/28.0			33.0/31.0/29.0		35.0/33.0/30.0	38.0/34.0/30.0	43.0/37.0/30.0	45.0/41.0/36.0
	Heating	At high/medium/low fan speed		dBA	31.0/29.0/28.0			33.0/31.0/29.0		35.0/33.0/30.0	38.0/34.0/30.0	43.0/37.0/30.0	45.0/41.0/36.0
Refrigerant	Type/GWP				R-410A/2,087.5								
Piping connections	Liquid	OD		mm	6.35					9.52			
	Gas	OD		mm	12.7					15.9			
	Drain				VP25 (O.D. 32 / I.D. 25)								
Power supply	Phase/Frequency/Voltage			Hz/V	1~/50/60/220-240/220								
Control systems	Infrared remote control				BRC7FA532F / BRC7FB532F / BRC7FA532FB / BRC7FB532FB								
	Wired remote control				BRC1H52W/S/K / BRC1E53A / BRC1E53B / BRC1E53C / BRC1D52								

Contains fluorinated greenhouse gases

Fully flat cassette

Unique design in the market that integrates fully flat into the ceiling

- Fully flat integration in standard architectural ceiling tiles, leaving only 8mm
- Remarkable blend of iconic design and engineering excellence with an elegant finish in white or a combination of silver and white
- Two optional intelligent sensors improve energy efficiency and comfort
- 15 class unit especially developed for small or well-insulated rooms, such as hotel bedrooms, small offices, etc.
- Individual flap control: flexibility to suit every room layout without changing the location of the unit!

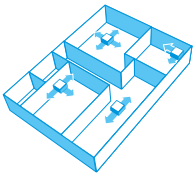

- Optional fresh air intake



- Standard drain pump with 630mm lift increases flexibility and installation speed

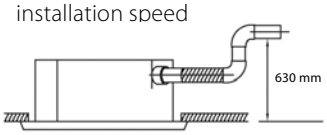

More details and final information can be found by scanning or clicking the QR codes.

FXZQ-A

Indoor Unit			FXZQ	15A	20A	25A	32A	40A	50A
Cooling capacity	Total capacity	At high fan speed	kW	1.70	2.20	2.80	3.60	4.50	5.60
Heating capacity	Total capacity	At high fan speed	kW	1.90	2.50	3.20	4.00	5.00	6.30
Power input - 50Hz	Cooling	At high fan speed	kW	0.018		0.020	0.019	0.029	0.048
	Heating	At high fan speed	kW	0.018		0.020	0.019	0.029	0.048
Dimensions	Unit	HeightxWidthxDepth	mm	260x575x575					
Weight	Unit		kg	15.5			16.5		18.5
Casing	Material			Galvanised steel plate					
Decoration panel	Model			BYFQ60C2W1W					
	Colour			White (N9.5)					
	Dimensions	HeightxWidthxDepth	mm	46x620x620					
	Weight		kg	2.8					
Decoration panel 2	Model			BYFQ60C2W1S					
	Colour			SILVER					
	Dimensions	HeightxWidthxDepth	mm	46x620x620					
	Weight		kg	2.8					
Decoration panel 3	Model			BYFQ60B2W1					
	Colour			White (RAL9010)					
	Dimensions	HeightxWidthxDepth	mm	55x700x700					
	Weight		kg	2.7					
Decoration panel 4	Model			BYFQ60B3W1					
	Colour			WHITE (RAL9010)					
	Dimensions	HeightxWidthxDepth	mm	55x700x700					
	Weight		kg	2.7					
Fan	Air flow rate - 50Hz	Cooling At high/medium/low fan speed	m^3/min	8.5/7.00/6.5	8.7/7.50/6.5	9.0/8.00/6.5	10.0/8.50/7.0	11.5/9.50/8.0	14.5/12.5/10.0
		Heating At high/medium/low fan speed	m^3/min	8.5/7.0/6.5	8.7/7.5/6.5	9.0/8.0/6.5	10.0/8.5/7.0	11.5/9.5/8.0	14.5/12.5/10.0
Air filter	Type			Resin net					
Sound power level	Cooling	At high fan speed	dBA	49		50	51	54	60
Sound pressure level	Cooling	At high/medium/low fan speed	dBA	31.5/28.0/25.5	32.0/29.5/25.5	33.0/30.0/25.5	33.5/30.0/26.0	37.0/32.0/28.0	43.0/40.0/33.0
	Heating	At high/medium/low fan speed	dBA	31.5/28.0/25.5	32.0/29.5/25.5	33.0/30.0/25.5	33.5/30.0/26.0	37.0/32.0/28.0	43.0/40.0/33.0
Refrigerant	Type/GWP			R-410A/2,087.5					
Piping connections	Liquid	OD	mm	6.35					
	Gas	OD	mm	12.7					
	Drain			VP20 (I.D. 20/O.D. 26)					
Power supply	Phase/Frequency/Voltage		Hz/V	1~/50/60/220-240/220					
Current - 50Hz	Maximum fuse amps (MFA)		A	16					
Control systems	Infrared remote control			BRC7EB530W (standard panel) / BRC7F530W (white panel) / BRC7F530S (grey panel)					
Control systems	Wired remote control			BRC1H52W/S/K / BRC1E53A / BRC1E53B / BRC1E53C / BRC1D52					

Contains fluorinated greenhouse gases

2-way blow ceiling mounted cassette

Thin, lightweight design installs easily in narrow corridors

› Depth of all units is 620mm, ideal for narrow spaces
› Individual flap control: flexibility to suit every room layout without changing the location of the unit!

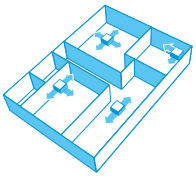

› Stylish unit blends easily with any interior. The flaps close entirely when the unit is not operating and there are no air intake grilles visible
› Fresh air intake integrated in the same system thus reducing installation cost as no additional ventilation device is required

Fresh air intake opening in casing

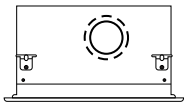

* Brings in up to 10% of fresh air into the room

› Optimum comfort guaranteed with automatic air flow adjustment to the required load
› Maintenance operations can be performed by removing the front panel

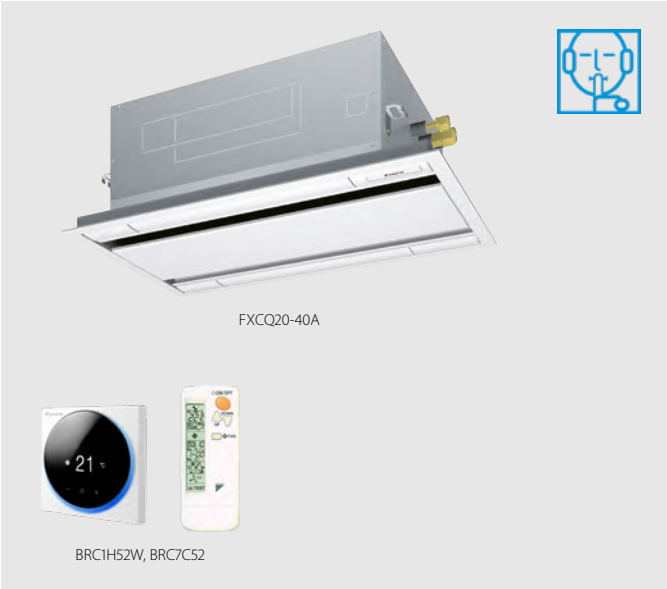

› Branch duct discharge allows to optimize air distribution in irregular shaped rooms or to supply air to small adjacent rooms

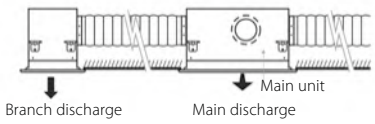

› Standard drain pump with 580mm lift increases flexibility and installation speed

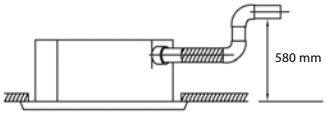

More details and final information can be found by scanning or clicking the QR codes.

FXCQ-A

Indoor Unit			FXCQ	20A	25A	32A	40A	50A	63A	80A	125A
Cooling capacity	Total capacity	At high fan speed	kW	2.2	2.8	3.6	4.5	5.6	7.1	9.0	14.0
Heating capacity	Total capacity	At high fan speed	kW	2.5	3.2	4.0	5.0	6.3	8.0	10.0	16.0
Power input - 50Hz	Cooling	At high fan speed	kW	0.031	0.039		0.041	0.059	0.063	0.090	0.149
	Heating	At high fan speed	kW	0.028	0.035		0.037	0.056	0.060	0.086	0.146
Dimensions	Unit	HeightxWidthxDepth	mm	305x775x620				305x990x620		305x1,445x620	
Weight	Unit		kg	19				22	25	33	38
Casing	Material			Galvanised steel plate							
Decoration panel	Model			BYBCQ40HW1				BYBCQ63HW1		BYBCQ125HW1	
	Colour			Fresh white (6.5Y 9.5/0.5)							
	Dimensions	HeightxWidthxDepth	mm	55x1,070x700				55x1,285x700		55x1,740x700	
	Weight		kg	10				11		13	
Fan	Air flow rate - 50Hz	Cooling At high/medium/ low fan speed	m^3/min	10.5/9/7.5	11.5/9.5/8		12/10.5/8.5	15/13/10.5	16/14/11.5	26/22.5/18.5	32/27.5/22.5
Air filter	Type			Resin net with mold resistance							
Sound power level	Cooling	At high fan speed / At medium fan speed / At low fan speed	dBA	48/46/44	50/47/45	50/48/46	52/49/47	53/51/47	55/53/48	58/54/49	62/58/54
Sound pressure level	Cooling	At high fan speed / At medium fan speed / At low fan speed	dBA	32.0/30.0/28.0	34.0/31.0/29.0	34.0/32.0/30.0	36.0/33.0/31.0	37.0/35.0/31.0	39.0/37.0/32.0	42.0/38.0/33.0	46.0/42.0/38.0
	Heating	At high fan speed / At medium fan speed / At low fan speed	dBA	32.0/30.0/28.0	34.0/31.0/29.0	34.0/32.0/30.0	36.0/33.0/31.0	37.0/35.0/31.0	39.0/37.0/32.0	42.0/38.0/33.0	46.0/42.0/38.0
Refrigerant	Type/GWP			R-410A/2,087.5							
Piping connections	Liquid	OD	mm	6.35					9.52		
	Gas	OD	mm	12.7					15.9		
	Drain			VP25 (O.D. 32 / I.D. 25)							
Power supply	Phase/Frequency/Voltage		Hz/V	1~/50 /220-240							
Current - 50Hz	Maximum fuse amps (MFA)		A	16							
Control systems	Infrared remote control			BRC7C52							
	Wired remote control			BRC1H52W/S/K / BRC1E53A / BRC1E53B / BRC1E53C / BRC1D52							

Contains fluorinated greenhouse gases

Ceiling mounted corner cassette

1-way blow unit for corner installation

- Compact dimensions, can easily be mounted in a narrow ceiling void (only 220mm ceiling space required, 195 with panel spacer, available as accessory)
- Optimum air flow conditions are created by either downward air discharge or frontal air discharge (via optional grille) or a combination of both

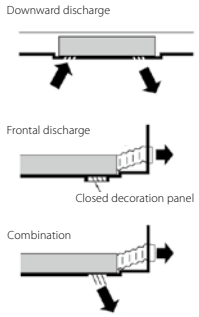

- Maintenance operations can be performed by removing the front panel
- Standard drain pump with 330mm lift increases flexibility and installation speed

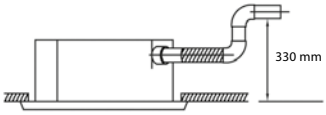

More details and final information can be found by scanning or clicking the QR codes.

FXKQ-MA

Indoor Unit			FXKQ	25MA	32MA	40MA	63MA
Cooling capacity	Total capacity	At high fan speed	kW	2.8	3.6	4.5	7.10
Heating capacity	Total capacity	At high fan speed	kW	3.2	4.0	5.0	8.00
Power input - 50Hz	Cooling	At high fan speed	kW	0.066		0.076	0.105
	Heating	At high fan speed	kW	0.046		0.056	0.085
Dimensions	Unit	HeightxWidthxDepth	mm	215x1,110x710			215x1,310x710
Weight	Unit		kg	31			34
Casing	Material			Galvanised steel plate			
Decoration panel	Model			BYK45FJW1			BYK71FJW1
	Colour			White			
	Dimensions	HeightxWidthxDepth	mm	70x1,240x800			70x1,440x800
	Weight		kg	8.5			9.5
Fan	Air flow rate - 50Hz	Cooling At high fan speed/ At low fan speed	m^3/min	11/9		13/10	18/15
Air filter	Type			Resin net with mold resistance			
Sound power level	Cooling	At high fan speed/ At low fan speed	dBA	54/49		56/50	58/53
Sound pressure level	Cooling	At high fan speed/ At low fan speed	dBA	38.0/33.0		40.0/34.0	42.0/37.0
Refrigerant	Type/GWP			R-410A/2,087.5			
Piping connections	Liquid	OD	mm	6.4			9.5
	Gas	OD	mm	12.7			15.9
	Drain			VP25 (O.D. 32 / I.D. 25)			
Power supply	Phase/Frequency/Voltage		Hz/V	1~/50/60/220-240/220			
Current - 50Hz	Maximum fuse amps (MFA)		A	15			
Control systems	Infrared remote control			BRC4C61			
	Wired remote control			BRC1H52W/S/K / BRC1E53A / BRC1E53B / BRC1E53C / BRC1D52			

Contains fluorinated greenhouse gases

Multi zoning kit

for concealed ceiling units

The multi-zoning system is a room-by-room controller. It is fitted with motorised dampers, which immediately adapt using Daikin ducted solutions. This system supports control of up to 8 zones via a centralised thermostat located in the main room and individual thermostats for each of the zones.

Benefits

Increased comfort

› Increases comfort levels by allowing more individual zone control
  - Up to 8 individual zones can be served thanks to separate modulating dampers
  - Individual thermostat for room-by-room or zone-by-zone control

Easy to install

› Automatic air flow adjustment according to the demand
› Easy to install, integrates with the Daikin indoor units and system controls
› Time saving as plenum comes fully pre-assembled with dampers, and control boards
› Reduces the amount of refrigerant required in the installation

How does it work?



Blueface - Airzone Main Thermostat
› Color graphic interface for controlling zones

AZCE6BLUEZEROCB (Wired)

Airzone Zone Thermostat
› Graphic interface with low-energy e-ink screen for controlling zones

AZCE6THINKCB (Wired)
AZCE6THINKRB (Wireless)

Airzone Zone Thermostat
› Thermostat with buttons for controlling the temperature

AZCE6LITECB (Wired)
AZCE6LITERB (Wireless)

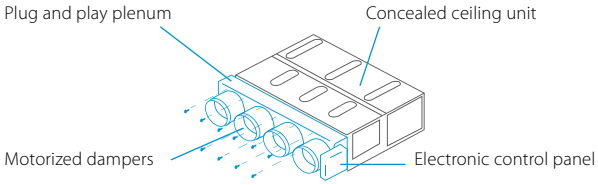

Compatibility

	Number of motorised dampers	Reference	Dimensions H x W x D (mm)	SkyAir FDXM-F9 25	35	50	60	FBA-A(9) 35	50	60	71	100	125	140	ADEA-A 71	100	125	VRV FXDA-A/FXDQ-A3 15	20	25	32	40	50	63	FXSA-A/FXSQ-A 15	20	25	32	40	50	63	71	80	100	125	140
Standard Ceiling Void	2	AZEZ6DAIST07XS2	300 x 930 x 454																						•	•	•	•								
		AZEZ6DAIST07S2						•	•																				•	•						
	3	AZEZ6DAIST07XS3	300 x 930 x 454																						•	•	•	•								
		AZEZ6DAIST07S3						•	•																				•	•						
	4	AZEZ6DAIST07S4	300 x 930 x 454					•	•																				•	•						
		AZEZ6DAIST07M4	300 x 1,140 x 454							•	•				•																•		•			
	5	AZEZ6DAIST07M5	300 x 1,425 x 454							•	•				•																•		•			
		AZEZ6DAIST07L5										•	•	•		•	•																	•	•	
	6	AZEZ6DAIST07M6	300 x 1,638 x 454							•	•				•																•		•			
		AZEZ6DAIST07L6										•	•	•		•	•																	•	•	
	7	AZEZ6DAIST07L7	515 x 1,425 x 454									•	•	•		•	•																	•	•	
		AZEZ6DAIST07XL7																																		•
	8	AZEZ6DAIST07L8	515 x 1,425 x 454									•	•	•		•	•																	•	•	
		AZEZ6DAIST07XL8																																		•
Compact Ceiling Void	2	AZEZ6DAISL01S2	210 x 720 x 444	•	•													•	•	•	•														
	3	AZEZ6DAISL01S3	210 x 720 x 444	•	•													•	•	•	•														
	4	AZEZ6DAISL01M4	210 x 930 x 444																			•	•												
	5	AZEZ6DAISL01L5	210 x 1,140 x 444			•	•																	•											

For more information on options refer to page 876

Slim concealed ceiling unit

Slim design for flexible installation

› Compact dimensions, can easily be mounted in a ceiling void of only 240mm

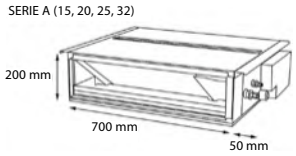

› Medium external static pressure up to 44Pa facilitates unit use with flexible ducts of varying lengths
› Discretely concealed in the wall: only the suction and discharge grilles are visible
› 15 class unit especially developed for small or well-insulated rooms, such as hotel bedrooms, small offices, etc.
› Auto cleaning filter option ensures maximum efficiency, comfort and reliability by regular filter cleaning
› Multi zoning kit allows multiple individually-controlled climate zones to be served by one indoor unit
› Flexible installation, as the air suction direction can be altered from rear to bottom suction

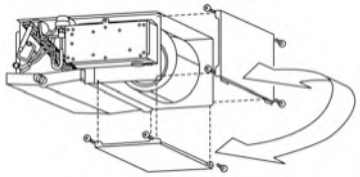

› Standard drain pump with 600mm lift increases flexibility and installation speed

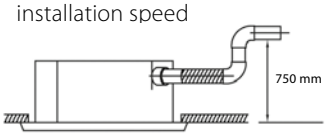

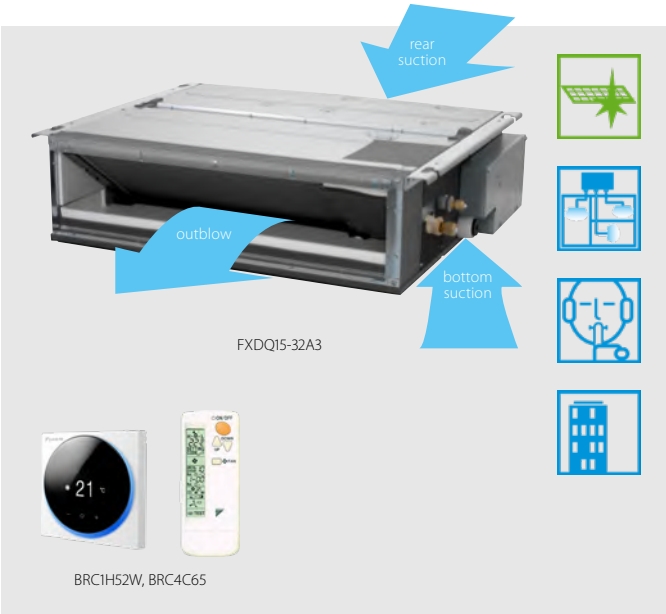



Auto cleaning filter option

More details and final information can be found by scanning or clicking the QR codes.

FXDQ-A3

Indoor Unit			FXDQ	15A3	20A3	25A3	32A3	40A3	50A3	63A3
Cooling capacity	Total capacity	At high fan speed	kW	1.70	2.20	2.80	3.60	4.50	5.60	7.10
Heating capacity	Total capacity	At high fan speed	kW	1.90	2.50	3.20	4.00	5.00	6.30	8.00
Power input - 50Hz	Cooling	At high fan speed	kW	0.036			0.041	0.042	0.053	0.062
	Heating	At high fan speed	kW	0.036			0.041	0.042	0.053	0.062
Required ceiling void >			mm	240						
Dimensions	Unit	HeightxWidthxDepth	mm	200x750x620				200x950x620		200x1,150x620
Weight	Unit		kg	22.0				26.0		29.0
Casing	Material			Galvanised steel						
Fan	Air flow rate - 50Hz	Cooling At high/medium/ low fan speed	m^3/min	7.5/7.00/6.4	8.0/7.20/6.4			10.5/9.50/8.5	12.5/11.0/10.0	16.5/14.5/13.0
	External static pressure - 50Hz	Factory set / High	Pa	10/30.0				15/44.0		
Air filter	Type			Removable/washable						
Sound power level	Cooling	At high fan speed	dBA	50	51			52	53	54
Sound pressure level	Cooling	At high/medium/low fan speed	dBA	32.0/31.0/27.0	33.0/31.0/27.0			34.0/32.0/28.0	35.0/33.0/29.0	36.0/34.0/30.0
Refrigerant	Type/GWP			R-410A/2,087.5						
Piping connections	Liquid	OD	mm	6.35						9.52
	Gas	OD	mm	12.7						15.9
	Drain			VP20 (I.D. 20/O.D. 26)						
Power supply	Phase/Frequency/Voltage		Hz/V	1~/50/60/220-240/220						
Current - 50Hz	Maximum fuse amps (MFA)		A	16						
Control systems	Infrared remote control			BRC4C65 / BRC4C66						
	Wired remote control			BRC1H52W/S/K / BRC1E53A / BRC1E53B / BRC1E53C / BRC1D52						

Contains fluorinated greenhouse gases

Concealed ceiling unit with medium ESP

Slimmest yet most powerful medium static pressure unit on the market

› Slimmest unit in class, only 245mm (300mm built-in height) and therefore narrow ceiling voids are no longer a challenge

› Quiet operation: down to 25dBA sound pressure level
› Medium external static pressure up to 150Pa facilitates using flexible ducts of varying lengths
› Possibility to change ESP via wired remote control allows optimisation of the supply air volume
› Discretely concealed in the wall: only the suction and discharge grilles are visible
› 15 class unit especially developed for small or well-insulated rooms, such as hotel bedrooms, small offices, etc.
› Multi zoning kit allows multiple individually-controlled climate zones to be served by one indoor unit
› Optional fresh air intake

Fresh air intake opening in casing

* Brings in up to 10% of fresh air into the room

Optional fresh air intake kit

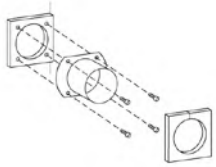

* Allow larger quantities of fresh air to be brought in

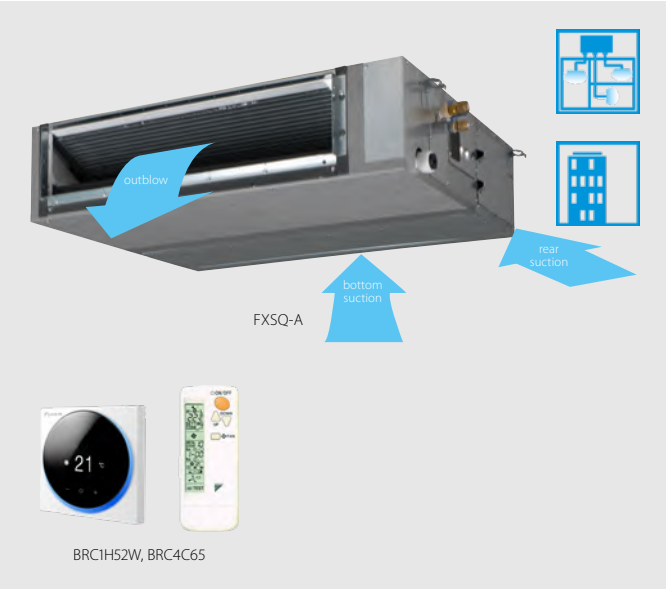

› Flexible installation: air suction direction can be altered from rear to bottom suction and choice between free use or connection to optional suction grilles

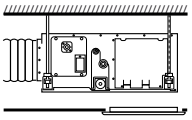

For free use into a false ceiling

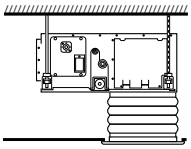

For connecting onto a suction canvas (not supplied by Daikin)

› Standard built-in drain pump with 625mm lift increases flexibility and installation speed

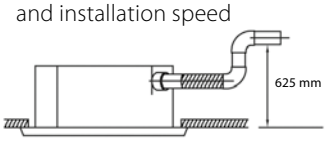

Automatic Airflow Adjustment function

Automatically selects the most appropriate fan curve to achieve the units' nominal air flow within ±10%

Why?

After installation the real ducting will frequently differ from the initially calculated air flow resistance ✳ the real air flow may be much lower or higher than nominal, leading to a lack of capacity or uncomfortable air temperature
Automatic Airflow Adjustment function will adapt the unit's fan speed to any ducting automatically (10 or more fan curves are available on every model), making installation much faster

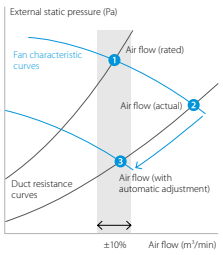

More details and final information can be found by scanning or clicking the QR codes.

FXSQ-A

Indoor Unit			FXSQ	15A	20A	25A	32A	40A	50A	63A	80A	100A	125A	140A
Cooling capacity	Total capacity	At high fan speed	kW	1.70	2.20	2.80	3.60	4.50	5.60	7.10	9.00	11.20	14.00	16.00
Heating capacity	Total capacity	At high fan speed	kW	1.90	2.50	3.20	4.00	5.00	6.30	8.00	10.0	12.5	16.0	18.0
Power input - 50Hz	Cooling	At high fan speed	kW	0.041			0.045	0.087	0.089	0.101	0.135	0.173	0.237	0.247
	Heating	At high fan speed	kW	0.041			0.045	0.087	0.089	0.101	0.135	0.173	0.237	0.247
Dimensions	Unit	HeightxWidthxDepth	mm	245x550x800				245x700x800		245x1,000x800		245x1,400x800		245x1,550x800
Weight	Unit		kg	23.5			24.0	28.5	29.0	35.5	36.5	46.0	47.0	51.0
Casing	Material			Galvanised steel plate										
Fan	Air flow rate - 50Hz	Cooling At high/medium/low fan speed	m^3/min	8.7/7.50/6.5	9.0/7.50/6.5		9.5/8.00/7.0	15.0/12.5/11.0	15.2/12.5/11.0	21.0/18.0/15.0	23.0/19.5/16.0	32.0/27.0/23.0	36.0/31.5/26.0	39.0/34.0/28.0
		Heating At high/medium/low fan speed	m^3/min	8.7/7.5/6.5	9.0/7.5/6.5		9.5/8.0/7.0	15.0/12.5/11.0	15.2/12.5/11.0	21.0/18.0/15.0	23.0/19.5/16.0	32.0/27.0/23.0	36.0/31.5/26.0	39.0/34.0/28.0
	External static pressure - 50Hz	Factory set / High	Pa	30/150							40/150		50/150	
Air filter	Type			Resin net										
Sound power level	Cooling	At high fan speed	dBA	54			55	60		59	61		64	
Sound pressure level	Cooling	At high/medium/low fan speed	dBA	29.5/28.0/25.0	30.0/28.0/25.0		31.0/29.0/26.0	35.0/32.0/29.0		33.0/30.0/27.0	35.0/32.0/29.0	36.0/34.0/31.0	39.0/36.0/33.0	41.5/38.0/34.0
	Heating	At high/medium/low fan speed	dBA	31.5/29.0/26.0	32.0/29.0/26.0		33.0/30.0/27.0	37.0/34.0/29.0		35.0/32.0/28.0	37.0/34.0/30.0	37.0/34.0/31.0	40.0/37.0/33.0	42.0/38.5/34.0
Refrigerant	Type/GWP			R-410A/2,087.5										
Piping connections	Liquid/Gas OD		mm	6.35/12.7						9.52/15.9				
	Drain			VP20 (I.D. 20/O.D. 26), drain height 625 mm										
Power supply	Phase/Frequency/Voltage		Hz/V	1~/50/60/220-240/220										
Current - 50Hz	Maximum fuse amps (MFA)		A	16										
Control systems	Infrared remote control			BRC4C65										
	Wired remote control			BRC1H52W/S/K / BRC1E53A / BRC1E53B / BRC1E53C / BRC1D52										

Contains fluorinated greenhouse gases

Concealed ceiling unit with high ESP

Ideal for large sized spaces FXMQ-P7: ESP up to 200 Pa

- Possibility to change ESP via wired remote control allows optimisation of the supply air volume
- High external static pressure up to 200Pa facilitates extensive duct and grille network
- Discretely concealed in the wall: only the suction and discharge grilles are visible
- Fresh air intake integrated in the same system thus reducing installation cost as no additional ventilation device is required

Fresh air intake opening in casing

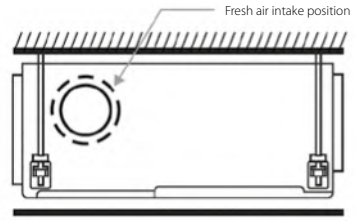

* Brings in up to 10% of fresh air into the room

- Flexible installation, as the air suction direction can be altered from rear to bottom suction

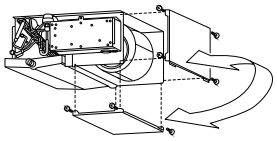

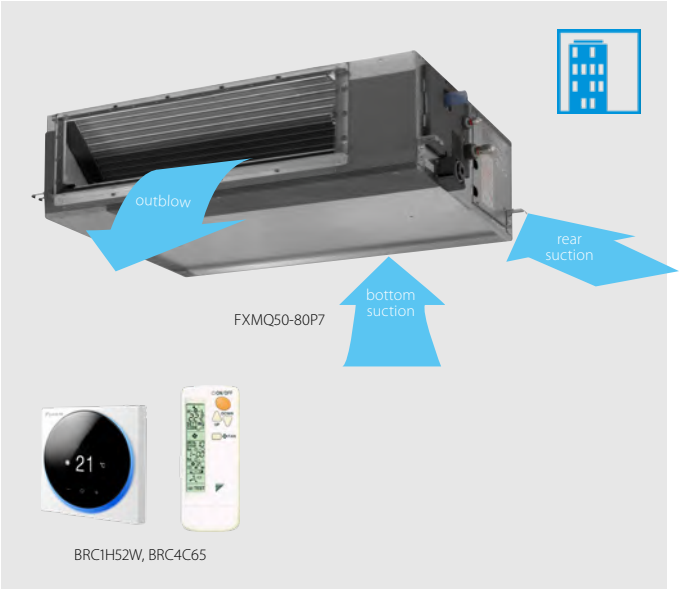

- Standard built-in drain pump with 625mm lift increases flexibility and installation speed

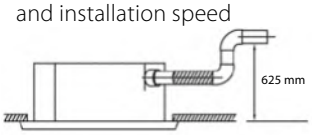

FXMQ-MB: ESP up to 270 Pa

- High external static pressure up to 270Pa facilitates extensive duct and grille network
- Large capacity unit: up to 31.5 kW heating capacity

Automatic Airflow Adjustment function

Automatically selects the most appropriate fan curve to achieve the units' nominal air flow within ±10%

Why?

After installation the real ducting will frequently differ from the initially calculated air flow resistance ✳ the real air flow may be much lower or higher than nominal, leading to a lack of capacity or uncomfortable air temperature

Automatic Airflow Adjustment function will adapt the unit's fan speed to any ducting automatically (10 or more fan curves are available on every model), making installation much faster

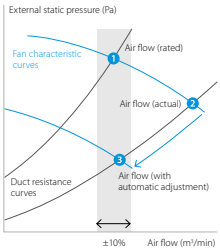

More details and final information can be found by scanning or clicking the QR codes. FXMQ-P7 FXMQ-MB

Indoor Unit				FXMQ	50P7	63P7	80P7	100P7	125P7	200MB	250MB
Cooling capacity	Total capacity	At high fan speed		kW	-					22.4	28.0
	Nom.			kW	5.6	7.1	9.0	11.2	14.0	-	
Heating capacity	Total capacity	At high fan speed		kW	-					25.0	31.5
	Nom.			kW	6.3	8.0	10.0	12.5	16.0	-	
Power input - 50Hz	Cooling	At high fan speed		kW	0.110	0.120	0.171	0.176	0.241	0.895	1.185
	Heating	At high fan speed		kW	0.098	0.108	0.159	0.164	0.229	0.895	1.185
Required ceiling void >				mm	350					-	
Dimensions	Unit	HeightxWidthxDepth		mm	300x1,000x700			300x1,400x700		470x1,380x1,100	
Weight	Unit			kg	35			46		132	
Fan	Air flow rate - 50Hz	Cooling	At high/medium/low fan speed	m^3/min	18.0/16.5/15.0	19.5/17.8/16.0	25.0/22.5/20.0	32.0/27.5/23.0	39.0/33.5/28.0	58/54.0/50	72/67.0/62
		Heating	At high/medium/low fan speed	m^3/min	18.0/16.5/15.0	19.5/17.8/16.0	25.0/22.5/20.0	32.0/27.5/23.0	39.0/33.5/28.0	-/-/-	
	External static pressure - 50Hz	Factory set / High		Pa	100/200					160/270	170/270
Air filter	Type				Resin net					-	
Sound power level	Cooling	At high/medium/low fan speed		dBA	61.0/-/-	64.0/-/-	67.0/-/-	65.0/-/-	70.0/-/-	76/75/73	
Sound pressure level	Cooling	At high/medium/low fan speed		dBA	41.0/39.0/37.0	42.0/40.0/38.0	43.0/41.0/39.0		44.0/42.0/40.0	48/-/45	
	Heating	At high/medium/low fan speed		dBA	41.0/39.0/37.0	42.0/40.0/38.0	43.0/41.0/39.0		44.0/42.0/40.0	-/-/-	
Refrigerant	Type/GWP				R-410A/-					R-410A/2,087.5	
Piping connections	Liquid	OD		mm	6.35	9.52					
	Gas	OD		mm	12.7	15.9				19.1	22.2
	Drain				VP25 (I.D. 25/O.D. 32)					PS1B	
Power supply	Phase/Frequency/Voltage			Hz/V	1~/50/60/220-240/220 +/-10%					1~/50 /220-240	
Current - 50Hz	Maximum fuse amps (MFA)			A	16						
Control systems	Infrared remote control				BRC4C65						
	Wired remote control				BRC1H52W/S/K/BRC1E53A/BRC1E53B/BRC1E53C/BRC1D52						

Contains fluorinated greenhouse gases

Wall mounted unit

For rooms with no false ceilings nor free floor space

- Flat, stylish front panel blends easily within any interior décor and is easier to clean
- Can easily be installed in both new and refurbishment projects
- The air is comfortably spread up- and downwards thanks to 5 different discharge angles that can be programmed via the remote control
- Maintenance operations can be performed easily from the front of the unit

More details and final information can be found by scanning or clicking the QR codes.

FXAQ-A

Indoor Unit			FXAQ	15A	20A	25A	32A	40A	50A	63A
Cooling capacity	Total capacity	At high fan speed	kW	1.7	2.2	2.8	3.6	4.5	5.6	7.1
Heating capacity	Total capacity	At high fan speed	kW	1.9	2.5	3.2	4.0	5.0	6.3	8.0
Power input - 50Hz	Cooling	At high fan speed	kW	0.02		0.03		0.02	0.03	0.05
	Heating	At high fan speed	kW	0.03			0.04	0.02	0.04	0.06
Dimensions	Unit	HeightxWidthxDepth	mm	290x795x266				290x1,050x269		
Weight	Unit		kg	12				15		
Fan	Air flow rate - 50Hz	Cooling At high fan speed/ At low fan speed	m^3/min	8.4/7.0	9.1/7.0	9.4/7.0	9.8/7.0	12.2/9.7	14.4/11.5	18.3/13.5
Air filter	Type			Washable resin net						
Sound power level	Cooling	At high fan speed	dBA	51.0	52.0	53.0	55.0		58.0	63.0
Sound pressure level	Cooling	At high fan speed/ At low fan speed	dBA	32.0/28.5	33.0/28.5	35.0/28.5	37.5/28.5	37.0/33.5	41.0/35.5	46.5/38.5
	Heating	At high fan speed/ At low fan speed	dBA	33.0/28.5	34.0/28.5	36.0/28.5	38.5/28.5	38.0/33.5	42.0/35.5	47.0/38.5
Refrigerant	Type/GWP			R-410A/2,087.5						
Piping connections	Liquid	OD	mm	6.35						9.52
	Gas	OD	mm	12.7						15.9
	Drain			VP13 (I.D. 15/O.D. 18)						
Power supply	Phase/Frequency/Voltage		Hz/V	1~/50 /220-240						
Current - 50Hz	Maximum fuse amps (MFA)		A	16						
Control systems	Infrared remote control			BRC7EA628 / BRC7EA629						
	Wired remote control			BRC1H52W/S/K / BRC1E53A / BRC1E53B / BRC1E53C / BRC1D52						

Contains fluorinated greenhouse gases

Ceiling suspended unit

For wide rooms with no false ceilings nor free floor space

› Ideal for comfortable air flow in wide rooms thanks to Coanda effect: up to 100° discharge angle

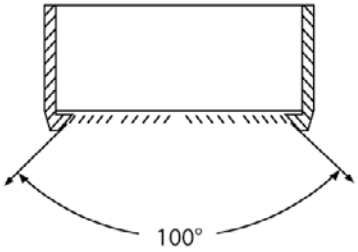

› Even rooms with ceilings up to 3.8m can be heated up or cooled down very easily without capacity loss
› Can easily be installed in both new and refurbishment projects
› Can easily be mounted in corners and narrow spaces, as it only needs 30mm lateral service space

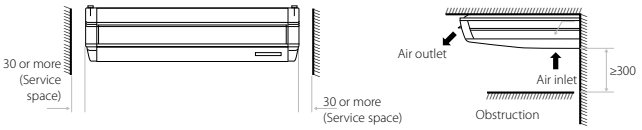

› Fresh air intake integrated in the same system thus reducing installation cost as no additional ventilation device is required

Fresh air intake opening in casing

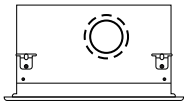

* Brings in up to 10% of fresh air into the room

› Stylish unit blends easily with any interior. The flaps close entirely when the unit is not operating and there are no air intake grilles visible

More details and final information can be found by scanning or clicking the QR codes.

FXHQ-A

Indoor Unit			FXHQ	32A	63A	100A
Cooling capacity	Total capacity	At high fan speed	kW	3.6	7.1	11.2
Heating capacity	Total capacity	At high fan speed	kW	4.0	8.0	12.5
Power input - 50Hz	Cooling	At high fan speed	kW	0.107	0.111	0.237
	Heating	At high fan speed	kW	0.107	0.111	0.237
Dimensions	Unit	HeightxWidthxDepth	mm	235x960x690	235x1,270x690	235x1,590x690
Weight	Unit		kg	24	33	39
Casing	Material			Resin		
Fan	Air flow rate - 50Hz	Cooling At high/medium/ low fan speed	m^3/min	14.0/12.0/10.0	20.0/17.0/14.0	29.5/24.0/19.0
		Heating At high/medium/ low fan speed	m^3/min	14.0/12.0/10.0	20.0/17.0/14.0	29.5/24.0/19.0
Air filter	Type			Resin net with mold resistance		
Sound power level	Cooling	At high/medium/low fan speed	dBA	54/52/49	55/53/52	62/55/52
Sound pressure level	Cooling	At high/medium/low fan speed	dBA	36.0/34.0/31.0	37.0/35.0/34.0	44.0/37.0/34.0
	Heating	At high/medium/low fan speed	dBA	36.0/34.0/31.0	37.0/35.0/34.0	44.0/37.0/34.0
Refrigerant	Type/GWP			R-410A/2,087.5		
Piping connections	Liquid	OD	mm	6.4	9.5	
	Gas	OD	mm	12.7	15.9	
	Drain			VP20 (I.D. 20/O.D. 26)		
Power supply	Phase/Frequency/Voltage		Hz/V	1~/50/60/220-240/220		
Current - 50Hz	Maximum fuse amps (MFA)		A	16		
Control systems	Infrared remote control			BRC7C58		
	Wired remote control			BRC1H52W/S/K / BRC1E53A / BRC1E53B / BRC1E53C / BRC1D52		

Contains fluorinated greenhouse gases

4-way blow ceiling suspended unit

Unique Daikin unit for high rooms with no false ceilings nor free floor space

- Even rooms with ceilings up to 3.5m can be heated up or cooled down very easily without capacity loss
- Can easily be installed in both new and refurbishment projects
- Individual flap control: flexibility to suit every room layout without changing the location of the unit!

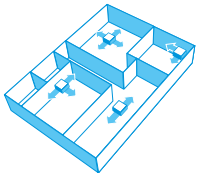

- Stylish unit blends easily with any interior. The flaps close entirely when the unit is not operating and there are no air intake grilles visible
- Optimum comfort guaranteed with automatic air flow adjustment to the required load
- 5 different discharge angles between 0 and 60° can be programmed via the remote control

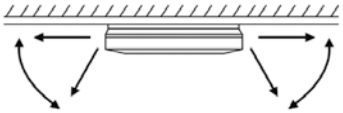

- Standard drain pump with 720mm lift increases flexibility and installation speed

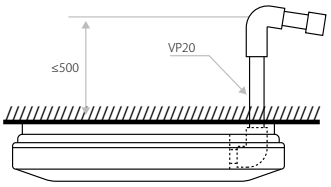

More details and final information can be found by scanning or clicking the QR codes.

FXUQ-A

Indoor Unit				FXUQ	71A	100A
Cooling capacity	Total capacity	At high fan speed		kW	8.0	11.2
Heating capacity	Total capacity	At high fan speed		kW	9.0	12.5
Power input - 50Hz	Cooling	At high fan speed		kW	0.090	0.200
	Heating	At high fan speed		kW	0.073	0.179
Dimensions	Unit	HeightxWidthxDepth		mm	198x950x950	
Weight	Unit			kg	26	27
Casing	Material				Resin	
Fan	Air flow rate - 50Hz	Cooling	At high/medium/ low fan speed	m^3/min	22.5/19.5/16.0	31.0/26.0/21.0
		Heating	At high/medium/ low fan speed	m^3/min	22.5/19.5/16.0	31.0/26.0/21.0
Air filter	Type				Resin net with mold resistance	
Sound power level	Cooling	At high/medium/low fan speed		dBA	58/56/54	65/62/58
Sound pressure level	Cooling	At high/medium/low fan speed		dBA	40.0/38.0/36.0	47.0/44.0/40.0
	Heating	At high/medium/low fan speed		dBA	40.0/38.0/36.0	47.0/44.0/40.0
Refrigerant	Type/GWP				R-410A/2,087.5	
Piping connections	Liquid	OD		mm	9.5	
	Gas	OD		mm	15.9	
	Drain				I.D. 20/O.D. 26	
Power supply	Phase/Frequency/Voltage			Hz/V	1~/50/60/220-240/220-230	
Current - 50Hz	Maximum fuse amps (MFA)			A	16	
Control systems	Infrared remote control				BRC7C58	
	Wired remote control				BRC1H52W/S/K / BRC1E53A / BRC1E53B / BRC1E53C / BRC1D52	

Contains fluorinated greenhouse gases

Concealed floor standing unit

Designed to be concealed in walls

› Discretely concealed in the wall: only the suction and discharge grilles are visible
› Requires very little installation space as the depth is only 200mm



› Its low height (620 mm) enables the unit to fit perfectly beneath a window
› High ESP allows flexible installation



More details and final information can be found by scanning or clicking the QR codes.

FXNQ-A

Indoor Unit				FXNQ	20A	25A	32A	40A	50A	63A
Cooling capacity	Total capacity	At high fan speed		kW	2.20	2.80	3.60	4.50	5.60	7.10
Heating capacity	Total capacity	At high fan speed		kW	2.50	3.20	4.00	5.00	6.30	8.00
Power input - 50Hz	Cooling	At high fan speed		kW	0.071			0.078	0.099	0.110
	Heating	At high fan speed		kW	0.068			0.075	0.096	0.107
Dimensions	Unit	HeightxWidthxDepth		mm	620/720x790x200			620/720x990x200		620/720x1,190x200
Weight	Unit			kg	23.5			27.5		32.0
Casing	Material				Galvanised steel plate					
Fan	Air flow rate - 50Hz	Cooling	At high/medium/ low fan speed	m^3/min	8.0/7.20/6.4			10.5/9.50/8.5	12.5/11.0/10.0	16.5/14.5/13.0
		Heating	At high/medium/ low fan speed	m^3/min	8.0/7.2/6.4			10.5/9.5/8.5	12.5/11.0/10.0	16.5/14.5/13.0
	External static pressure - 50Hz	Factory set / High		Pa	10/41.0		10/42.0	15/52.0	15/59.0	15/55.0
Air filter	Type				Resin net					
Sound power level	Cooling	At high fan speed		dBA	51			52	53	54
Sound pressure level	Cooling	At high/medium/low fan speed		dBA	30.0/28.5/27.0			32.0/30.0/28.0	33.0/31.0/29.0	35.0/33.0/32.0
	Heating	At high/medium/low fan speed		dBA	30.0/28.5/27.0			32.0/30.0/28.0	33.0/31.0/29.0	35.0/33.0/32.0
Refrigerant	Type/GWP				R-410A/2,087.5					
Piping connections	Liquid	OD		mm	6.35					9.52
	Gas	OD		mm	12.7					15.9
	Drain				VP20 (I.D. 20/O.D. 26)					
Power supply	Phase/Frequency/Voltage			Hz/V	1~/50/60/220-240/220					
Current - 50Hz	Maximum fuse amps (MFA)			A	16					
Control systems	Infrared remote control				BRC4C65					
	Wired remote control				BRC1H52W/S/K / BRC1E53A / BRC1E53B / BRC1E53C / BRC1D52					

Contains fluorinated greenhouse gases

Floor standing unit

For perimeter zone air conditioning

- Unit can be installed as free standing model by use of optional back plate
- Its low height enables the unit to fit perfectly beneath a window
- Stylish modern casing finished in pure white (RAL9010) and iron grey (RAL7012) blends easily with any interior
- Requires very little installation space

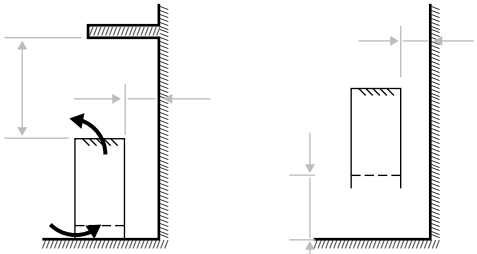

Floor standing Wall mounted

- Wall mounted installation facilitates cleaning beneath the unit where dust tends to accumulate

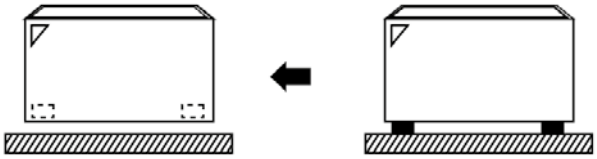

- Wired remote control can easily be integrated in the unit

FXLQ20-25P

BRC1H52W, BRC4C65

More details and final information can be found by scanning or clicking the QR codes.

FXLQ-P

Indoor Unit			FXLQ	20P	25P	32P	40P	50P	63P
Cooling capacity	Total capacity	At high fan speed	kW	2.2	2.8	3.6	4.5	5.6	7.1
Heating capacity	Total capacity	At high fan speed	kW	2.5	3.2	4.0	5.0	6.3	8.0
Power input - 50Hz	Cooling	At high fan speed	kW	0.05		0.09		0.11	
	Heating	At high fan speed	kW	0.05		0.09		0.11	
Dimensions	Unit	HeightxWidthxDepth	mm	600x1,000x232		600x1,140x232		600x1,420x232	
Weight	Unit		kg	27		32		38	
Fan	Air flow rate - 50Hz	Cooling At high fan speed/ At low fan speed	m^3/min	7/6.0		8/6.0	11/8.5	14/11.0	16/12.0
Air filter	Type			Resin net					
Sound power level	Cooling	At high fan speed	dBA	54			57	58	59
Sound pressure level	Cooling	At high fan speed/ At low fan speed	dBA	35/32			38/33	39/34	40/35
	Heating	At high fan speed/ At low fan speed	dBA	35/32			38/33	39/34	40/35
Refrigerant	Type/GWP			R-410A/2,087.5					
Piping connections	Liquid	OD	mm	6.35					
	Gas	OD	mm	12.7					15.9
	Drain			O.D. 21 (Vinyl chloride)					
Power supply	Phase/Frequency/Voltage		Hz/V	1~/50/60/220-240/220					
Current - 50Hz	Maximum fuse amps (MFA)		A	15					
Control systems	Infrared remote control			BRC4C65					
	Wired remote control			BRC1H52W/S/K / BRC1E53A / BRC1E53B / BRC1E53C / BRC1D52					

Contains fluorinated greenhouse gases

Low temperature hydrobox for VRV

For high efficiency space heating and cooling

- Air to water connection to VRV for applications such as underfloor, air handling units, low temperature radiators, …
- Leaving water temperature range from 5°C to 45°C without electric heater
- Super wide operating range for hot/cold water production from -20 to +43°C ambient outdoor temperature
- Saves time on system design as all water-side components are fully integrated with direct control over leaving water temperature
- Space saving contemporary wall mounted design
- No gas connection or oil tank needed
- Connectable to VRV IV heat pump and heat recovery

HXY-A8

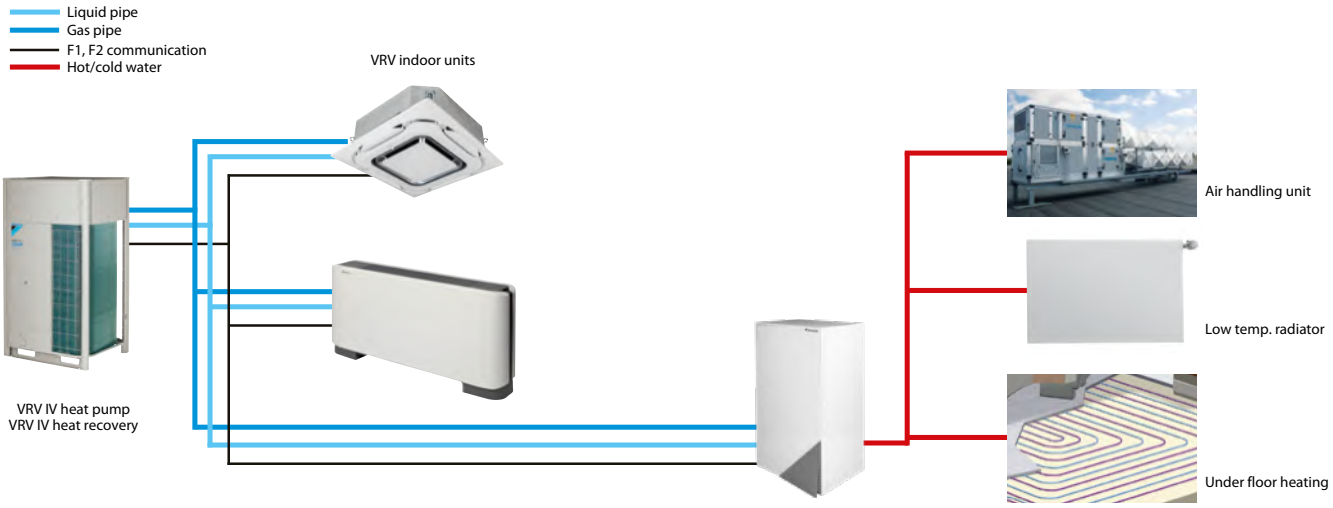

More details and final information can be found by scanning or clicking the QR codes.

HXY-A8

Indoor Unit			HXY	080A8	125A8
Cooling capacity	Nom.		kW	8.0 (1)	12.5 (1)
Heating capacity	Nom.		kW	9.00 (2)	14.00 (2)
Casing	Colour			White	
	Material			Precoated sheet metal	
Dimensions	Unit	HeightxWidthxDepth	mm	890 x480 x344	
Weight	Unit		kg	44.0	
Operation range	Heating	Ambient Min.~Max.	°C	-20 ~24	
		Water side Min.~Max.	°C	25 ~45	
	Cooling	Ambient Min.~Max.	°CDB	10 ~43	
		Water side Min.~Max.	°C	5 ~20	
Refrigerant	Type			R-410A	
	GWP			2,087.5	
Sound pressure level	Nom.		dBA	31	
Refrigerant circuit	Gas side diameter		mm	15.9	
	Liquid side diameter		mm	9.5	
Water circuit	Piping connections diameter		inch	G 1"1/4 (female)	
Power supply	Phase / Frequency / Voltage		Hz / V	1~ / 50 / 220-240	
Current	Recommended fuses		A	6~16	

(1)Tamb 35°C - LWE 18°C (DT=5°C) | (2) DB/WB 7°C/6°C - LWC 35°C (DT=5°C) | Contains fluorinated greenhouse gases

High temperature hydrobox for VRV

For efficient hot water production and space heating

- Air to water connection to VRV for applications such as bathrooms, sinks, underfloor heating, radiators and air handling units
- Leaving water temperature range from 25 to 80°C without electric heater
- „Free" heating and hot water production provided by transferring heat from areas requiring cooling to areas requiring heating or hot water
- Uses heat pump technology to produce hot water efficiently, providing up to 17% savings compared to a gas boiler
- Possibility to connect thermal solar collectors to the domestic hot water tank
- Super wide operating range for hot water production from -20 to +43°C ambient outdoor temperature
- Saves time on system design as all water-side components are fully integrated with direct control over leaving water temperature
- Various control possibilities with weather dependant set point or thermostat control
- The indoor unit and domestic hot water tank can be stacked to save space, or installed next to each other, if only limited height is available
- No gas connection or oil tank needed
- Connectable to VRV IV heat recovery

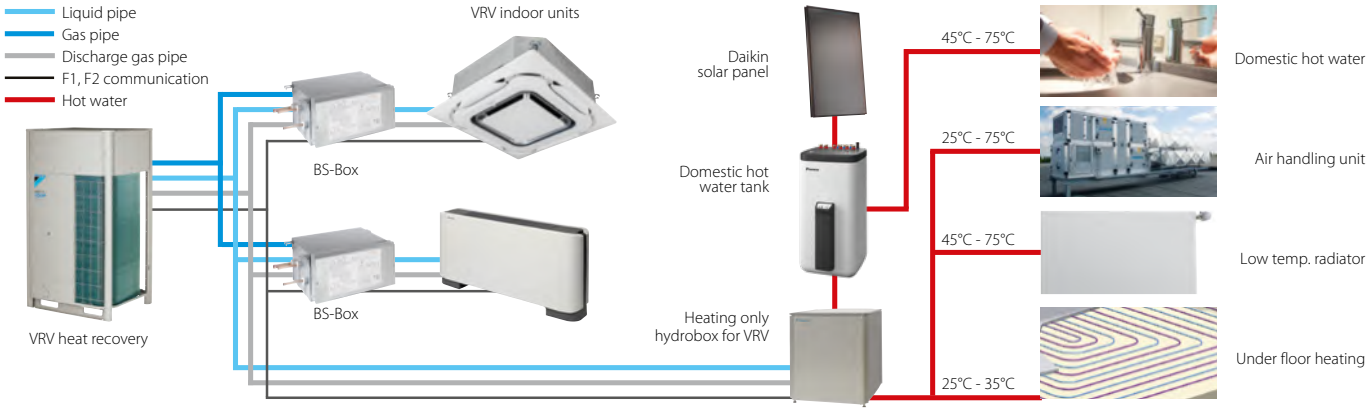

More details and final information can be found by scanning or clicking the QR codes.

HXHD-A8

Indoor Unit			HXHD	125A8	200A8
Heating capacity	Nom.		kW	14.0	22.4
Casing	Colour			Metallic grey	
	Material			Precoated sheet metal	
Dimensions	Unit	HeightxWidthxDepth	mm	705x600x695	
Weight	Unit		kg	92.0	147
Operation range	Heating	Ambient Min.~Max.	°C	-20.0 ~20 (3) / 20	
		Water side Min.~Max.	°C	25 ~80.0	
	Domestic hot water	Ambient Min.~Max.	°CDB	-20.0 ~43.0	
		Water side Min.~Max.	°C	45 ~75	
Refrigerant	Type / GWP			R-134a / 1,430	
	Charge		kg	2.00	2.60
Sound power level	Nom.		dBA	55.0 (1)	60.0 (1)
Sound pressure level	Nom.		dBA	42.0 (1) / 43.0 (2)	46.0 (1) / 46.0 (2)
	Night quiet mode	Level 1	dBA	38 (1)	45 (1)
Water circuit	Piping connections diameter		inch	G 1" (female)	
	Heating water system	Water volume Max. ~ Min.	l	200 ~ 20	400 ~ 20
Power supply	Phase / Frequency / Voltage		Hz / V	1~ / 50 / 220-240	3~ / 50 / 380-415
Current	Recommended fuses		A	20	16

(1)Sound levels are measured at: EW 55°C; LW 65°C | (2)Sound levels are measured at: EW 70°C; LW 80°C | (3)Field setting | Contains fluorinated greenhouse gases

EKHWP-B

Domestic hot water tank

Plastic domestic hot water tank with solar support

- Tank designed for connection with drainback thermal solar system
- Available in 300 and 500 liters
- Large hot water storage tank to provide domestic hot water at any time
- Heat loss is reduced to a minimum thanks to the high quality insulation
- Space heating support possible (500l tank only)

EKHWP-B

Accessory				EKHWP	300B	500B
Casing	Colour				Traffic white (RAL9016) / Dark grey (RAL7011)	
	Material				Impact resistant polypropylene	
Dimensions	Unit	Height	mm		1,650	1,660
		Width	mm		595	790
		Depth	mm		615	790
Weight	Unit	Empty	kg		58	82
Tank	Water volume		l		294	477
	Material				Polypropylen	
	Maximum water temperature		°C		85	
	Insulation	Heat loss	kWh/24h		1.5	1.7
	Energy efficiency class				B	
	Standing heat loss		W		64	72
	Storage volume		l		294	477
Heat exchanger	Domestic hot water	Quantity			1	
		Tube material			Stainless steel (DIN 1.4404)	
		Face area	m^2		5.600	5.800
		Internal coil volume	l		27.1	28.1
		Operating pressure	bar		6	
		Average specific thermal output	W/K		2,790	2,825
	Charging	Quantity			1	
		Tube material			Stainless steel (DIN 1.4404)	
		Face area	m^2		3	4
		Internal coil volume	l		13	18
		Operating pressure	bar		3	
		Average specific thermal output	W/K		1,300	1,800
	Auxiliary solar heating	Tube material			-	Stainless steel (DIN 1.4404)
		Face area	m^2		-	1
		Internal coil volume	l		-	4
		Operating pressure	bar		-	3
		Average specific thermal output	W/K		-	280

Contains fluorinated greenhouse gases

EKHWP-PB

Domestic hot water tank

Pressureless domestic hot water tank with solar support

- Tank designed for connection with pressurised thermal solar system
- Available in 300 and 500 liters
- Large hot water storage tank to provide domestic hot water at any time
- Heat loss is reduced to a minimum thanks to the high quality insulation
- Space heating support possible (500l tank only)

EKHWP-PB

Accessory				EKHWP	300PB	500PB
Casing	Colour				Traffic white (RAL9016) / Dark grey (RAL7011)	
	Material				Impact resistant polypropylene	
Dimensions	Unit	Height	mm		1,650	1,660
		Width	mm		595	790
		Depth	mm		615	790
Weight	Unit	Empty	kg		58	89
Tank	Water volume		l		294	477
	Material				Polypropylen	
	Maximum water temperature		°C		85	
	Insulation	Heat loss	kWh/24h		1.5	1.7
	Energy efficiency class				B	
	Standing heat loss		W		64	72
	Storage volume		l		294	477
Heat exchanger	Domestic hot water	Quantity			1	
		Tube material			Stainless steel (DIN 1.4404)	
		Face area	m^2		5.600	5.900
		Internal coil volume	l		27.1	28.1
		Operating pressure	bar		6	
		Average specific thermal output	W/K		2,790	2,825
	Charging	Quantity			1	
		Tube material			Stainless steel (DIN 1.4404)	
		Face area	m^2		3	4
		Internal coil volume	l		13	18
		Operating pressure	bar		3	
		Average specific thermal output	W/K		1,300	1,800
	Pressurised solar	Average specific thermal output	W/K		390.00	840.00
	Auxiliary solar heating	Tube material			-	Stainless steel (DIN 1.4404)
		Face area	m^2		-	1
		Internal coil volume	l		-	4
		Operating pressure	bar		-	3
		Average specific thermal output	W/K		-	280

Contains fluorinated greenhouse gases

EKS(V/H)-P

Solar collector

Thermal solar collector for hot water production

- Solar collectors can produce up to 70% of the energy needed for hot water production - a major cost saving
- Horizontal and vertical solar collector for domestic hot water production
- High efficiency collectors transfer all the short-wave solar radiation into heat as a result of their highly selective coating
- Easy to install on roof tiles

More details and final information can be found by scanning or clicking the QR codes. EKSV-P EKSH-P

Accessory		EKSV/EKSH	21P	26P	
Mounting			Vertical		Horizontal
Dimensions	Unit HeightxWidthxDepth	mm	1,006x85x2,000		2,000x85x1,300
Weight	Unit	kg	33	42	
Volume		l	1.3	1.7	2.1
Surface	Outer	m^2	2.01	2.60	
	Aperture	m^2	1.800	2.360	
	Absorber	m^2	1.79	2.35	
Coating			Micro-therm (absorption max. 96%, Emission ca. 5% +/-2%)		
Absorber			Harp-shaped copper pipe register with laser-welded highly selective coated aluminium plate		
Glazing			Single pane safety glass, transmission +/- 92%		
Allowed roof angle	Min.~Max.	°	15~80		
Operating pressure	Max.	bar	6		
Stand still temperature	Max.	°C	192		
Thermal performance	collector efficiency (ηcol)	%	61		
	Zero loss collector efficiency η0	%	0.781	0.784	
	Heat loss coefficient a1	$W/m^2.K$	4.240	4.250	
	Temperature dependence of the heat loss coefficient a2	$W/m^2.K^2$	0.006	0.007	
	Thermal capacity	kJ/K	4.9	6.5	
Auxiliary	Solpump	W	-		
	Solstandby	W	-		
	Annual auxiliary electricity consumption Qaux	kWh	-		

Contains fluorinated greenhouse gases

EKSRDS2A/EKSRPS4A

Pump station

- Save energy and reduce CO_2 emissions with a solar system for domestic hot water production
- Pump station connectable to unpressurised solar system
- Pump station and control provide the transfer of solar heat to the domestic hot water tank

More details and final information can be found by scanning or clicking the QR codes. EKSRDS2A EKSRPS4A

Accessory		EKSRPS4A/EKSRDS2A	EKSRPS4A	EKSRDS2A
Mounting			On side of tank	On wall
Dimensions	Unit HeightxWidthxDepth	mm	815x142x230	410x314x154
Weight	Unit	kg	6.4	6
Operation range	Ambient temperature Min.~Max.	°C	5~40	0~40
Operating pressure	Max.	bar	-	6
Stand still temperature	Max.	°C	85	120
Thermal performance	collector efficiency (ηcol)	%	-	
	Zero loss collector efficiency η0	%	-	
Control	Type		Digital temperature difference controller with plain text display	
	Power consumption	W	2	5
Power supply	Phase/Frequency/Voltage	Hz/V	1~/50/230	/50/230
Sensor	Solar panel temperature sensor		Pt1000	
	Storage tank sensor		PTC	-
	Return flow sensor		PTC	-
	Feed temperature and flow sensor		Voltage signal (3.5V DC)	-
Power supply intake			Indoor unit	
Auxiliary	Solpump	W	37.3	23
	Solstandby	W	2.00	5.00
	Annual auxiliary electricity consumption Qaux	kWh	92.1	89

Contains fluorinated greenhouse gases



Biddle air curtains

Biddle air curtains provide highly efficient solutions for retailers and consultants to combat the issue of climate separation across their outlet or office doorway.

Biddle air curtain portfolio

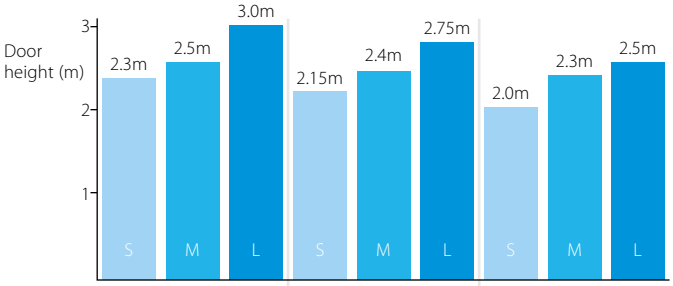

Installation condition	Favourable	Normal	Unfavourable
	ex: covered shopping mall or revolving door entrance	ex: little direct wind, no opposite open doors, building with ground floor only	ex: location at a corner or square, multiple floors and / or open stairwell

Type	Product name	Features	
Biddle standard air curtain free hanging	CYV S/M/L-DK-F	- CYQ - Biddle air curtain for connection to ERQ - Connectable to ERQ heat pump - Cassette model (C): mounted into a false ceiling leaving only the decoration panel visible - Free-hanging model (F): easy wall mounted installation - Recessed model (R): neatly conceiled in the ceiling - A payback period of less than 1.5 years compared to installing an electric air curtain - Easy and quick to install at reduced costs since no additional water systems, boilers and gas connections are required	
Biddle standard air curtain cassette	CYV S/M/L-DK-C		
Biddle standard air curtain recessed	CYV S/M/L-DK-R		

Biddle air curtain nomenclature

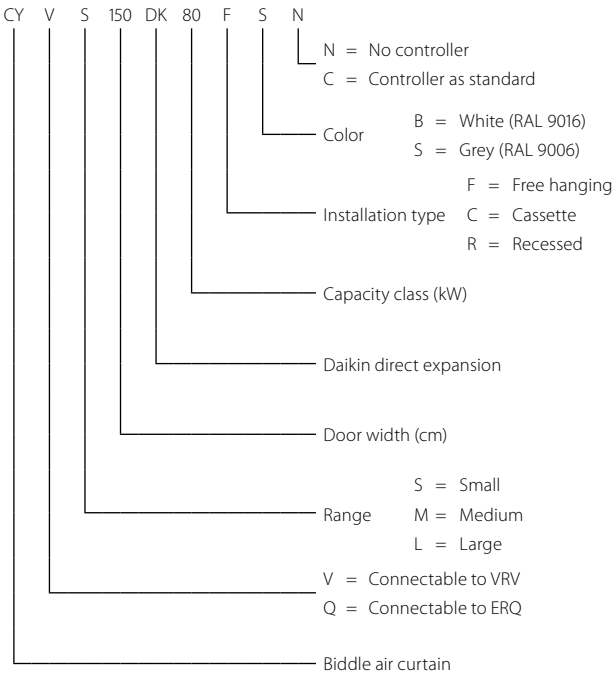

Biddle air curtain for VRV and Conveni-pack

- Connectable to VRV heat recovery, heat pump and Conveni-pack
- VRV is among the first DX systems suitable for connection to air curtains
- Free-hanging model (F): easy wall mounted installation
- Cassette model (C): mounted into a false ceiling leaving only the decoration panel visible
- Recessed model (R): neatly concealed in the ceiling
- A payback period of less then 1.5 years compared to installing an electric air curtain
- Provides virtually free air curtain heating via recovered heat from indoor units in cooling mode (in case of VRV heat recovery)
- Easy and quick to install at reduced costs since no additional water systems, boilers and gas connections are required
- PATENTED TECHNOLOGY: Maximum energy efficiency stemming from almost zero down flow turbulence, optimised air flow and the application of advanced discharge rectifier technology
- Around 85% air separation efficiency, greatly reducing both heat loss and required indoor unit heating capacity

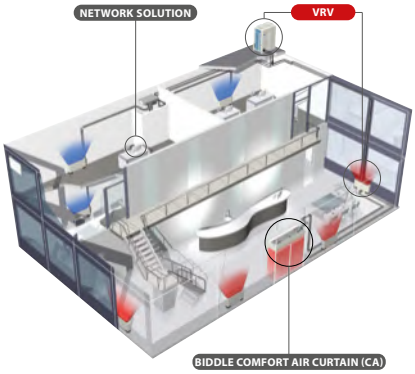

More details and final information can be found by scanning or clicking the QR codes.

CYV

				Small				Medium			
				CYVS100DK80 *BC/*SC	CYVS150DK80 *BC/*SC	CYVS200DK100 *BC/*SC	CYVS250DK140 *BC/*SC	CYVM100DK80 *BC/*SC	CYVM150DK80 *BC/*SC	CYVM200DK100 *BC/*SC	CYVM250DK140 *BC/*SC
Heating capacity	Speed 3		kW	7.40	9.0	11.6	16.2	9.2	11.0	13.4	19.9
Power input	Fan only	Nom.	kW	0.23	0.35	0.46	0.58	0.37	0.56	0.75	0.94
	Heating	Nom.	kW	0.23	0.35	0.46	0.58	0.37	0.56	0.75	0.94
Delta T	Speed 3		K	19	15		16	17	14	13	15
Casing	Colour			BN: RAL9010 / SN: RAL9006							
Dimensions	Unit	Height F/C/R	mm	270/270/270							
		Width F/C/R	mm	1,000/1,000/1,048	1,500/1,500/1,548	2,000/2,000/2,048	2,500/2,500/2,548	1,000/1,000/1,048	1,500/1,500/1,548	2,000/2,000/2,048	2,500/2,500/2,548
		Depth F/C/R	mm	590/821/561							
Required ceiling void >			mm	420							
Door height	Max.		m	2.3 (1) / 2.15 (2) / 2.0 (3)	2.3 (1) / 2.15 (2) / 2.0 (3)	2.3 (1) / 2.15 (2) / 2.0 (3)	2.3 (1) / 2.15 (2) / 2.0 (3)	2.5 (1) / 2.4 (2) / 2.3 (3)	2.5 (1) / 2.4 (2) / 2.3 (3)	2.5 (1) / 2.4 (2) / 2.3 (3)	2.5 (1) / 2.4 (2) / 2.3 (3)
Door width	Max.		m	1.0	1.5	2.0	2.5	1.0	1.5	2.0	2.5
Weight	Unit		kg	56	66	83	107	57	73	94	108
Fan-Air flow rate	Heating	Speed 3	m^3/h	1,164	1,746	2,328	2,910	1,605	2,408	3,210	4,013
Sound pressure level	Heating	Speed 3	dBA	47	49	50	51	50	51	53	54
Refrigerant	Type / GWP			R-410A / 2,087.5							
Piping connections	Liquid/OD/Gas/OD		mm	9.52/16.0			9.52/19.0	9.52/16.0			9.52/19.0
Required accessories (should be ordered separately)				Daikin wired remote control (BRC1H51(9)W/S/K / BRC1E53A/B/C / BRC1D52)							
Power supply	Voltage		V	230							

				Large			
				CYVL100DK125*BC/*SC	CYVL150DK200*BC/*SC	CYVL200DK250*BC/*SC	CYVL250DK250*BC/*SC
Heating capacity	Speed 3		kW	15.6	23.3	29.4	31.1
Power input	Fan only	Nom.	kW	0.75	1.13	1.50	1.88
	Heating	Nom.	kW	0.75	1.13	1.50	1.88
Delta T	Speed 3		K	15		14	12
Casing	Colour			BN: RAL9010 / SN: RAL9006			
Dimensions	Unit	Height F/C/R	mm	370/370/370			
		Width F/C/R	mm	1,000/1,000/1,048	1,500/1,500/1,548	2,000/2,000/2,048	2,500/2,500/2,548
		Depth F/C/R	mm	774/1,105/745			
Required ceiling void >			mm	520			
Door height	Max.		m	3.0 (1) / 2.75 (2) / 2.5 (3)	3.0 (1) / 2.75 (2) / 2.5 (3)	3.0 (1) / 2.75 (2) / 2.5 (3)	3.0 (1) / 2.75 (2) / 2.5 (3)
Door width	Max.		m	1.0	1.5	2.0	2.5
Weight	Unit		kg	76	100	126	157
Fan-Air flow rate	Heating	Speed 3	m^3/h	3,100	4,650	6,200	7,750
Sound pressure level	Heating	Speed 3	dBA	53	54	56	57
Refrigerant	Type / GWP			R-410A / 2,087.5			
Piping connections	Liquid/OD/Gas/OD		mm	9.52/16.0	9.52/19.0	9.52/22.0	
Required accessories (should be ordered separately)				Daikin wired remote control (BRC1H51(9)W/S/K / BRC1E53A/B/C / BRC1D52)			
Power supply	Voltage		V	230			

(1) Favorable conditions: covered shopping mall or revolving door entrance (2) Normal conditions: little direct wind, no opposite open doors, building with ground floor only
(3) Unfavorable conditions: location at a corner or square, multiple floors and/or open stairway

Options & accessories - VRV outdoor

		R-32		R-32
		VRV 5 heat recovery		VRV S-series
		REYA8-20 REMA5	2 module systems	RXYSA-AV1/AY1
Kits	**Multi-module connection kit (obligatory)** - Connects multiple modules into a single refrigerant system		BHFQ23P907	
Kits	**Extended level difference kit** - Allows outdoor unit to be more than 50m above indoor units			
Kits	**Central drain pan kit** - Installs onto the underside of the outdoor unit and collects drain water from all bottom plate outlets into a single outlet. In cold areas should be heated by a field-supplied heater to prevent drain water from freezing in the drain pan.			
Kits	**Heater tape kit** - Optional electrical heater to guarantee trouble-free operation in extremely cold and humid climates (one per outdoor unit needed)	5/8-12: EKBPH012T 14-20: EKBPH020T		EKBPH250D
Adapters	**External control adapter for outdoor unit** - Allows to activate Low Noise Operation and three levels of demand control, limiting power consumption via external dry contacts. Connects to the F1/F2 communication line and requires power supply from an indoor unit, BSVQ box, or VRV-WIII outdoor unit.			For installation into an inc For 14-20 HP the demand PCB n
Adapters	**KRC19-26** Mechanical cool/heat selector – allows to switch an entire Heat Pump system, or one BS-box of a Heat Recovery system between cooling, heating and fan only. Connects to the A-B-C terminals of the outdoor unit / BS-box.			•
Adapters	Cool/heat selector PCB (required to connect KRC19-26)			Standard on unit
Adapters	**KKSB26B1*** Cool/heat selector PCB mounting plate (only required when cool/heat selector PCB and Heater tape kit are combined)			
Others	**KJB111A** Installation box for remote cool/heat selector KRC19-26			•
Others	**EKCHSC** - Cool/heat selector cable			
Others	**EKPCCAB4** VRV configurator			•
Others	**KKSB26B1*** Demand PCB mounting plate. Needed to mount Demand PCB for one or more outdoor units.			
Others	**DTA109A51** DIII-net expander adapter			
Others	**BPMKS967A2/A3** Branch provider (for connection of 2/3 RA indoor units)			
Others	**EKDK04** Drain plug kit			
Others	**EKLN140A** Sound enclosure			•

*Note: blue cells contain preliminary data

		VRV IV S-series		
		RXYSCQ-TV1	RXYSQ4-6TV9	RXYSQ4-6TY9
Kits	**Multi-module connection kit (obligatory)** - Connects multiple modules into a single refrigerant system			
Kits	**Extended level difference kit** - Allows outdoor unit to be more than 50m above indoor units			
Kits	**Central drain pan kit** - Installs onto the underside of the outdoor unit and collects drain water from all bottom plate outlets into a single outlet. In cold areas should be heated by a field-supplied heater to prevent drain water from freezing in the drain pan.			
Kits	**Heater tape kit** - Optional electrical heater to guarantee trouble-free operation in extremely cold and humid climates (one per outdoor unit needed)			
Adapters	**External control adapter for outdoor unit** - Allows to activate Low Noise Operation and three levels of demand control, limiting power consumption via external dry contacts. Connects to the F1/F2 communication line and requires power supply from an indoor unit, BSVQ box, or VRV-WIII outdoor unit.	DTA104A53/61/62 For installation into an indoor unit: exact adapter type depends on type of indoor unit. See Options & Accessories of indoor units		
Adapters	**KRC19-26** Mechanical cool/heat selector – allows to switch an entire Heat Pump system, or one BS-box of a Heat Recovery system between cooling, heating and fan only. Connects to the A-B-C terminals of the outdoor unit / BS-box.		•	•
Adapters	Cool/heat selector PCB (Required to connect KRC19-26)		EBRP2B	
Adapters	**KKSB26B1*** Cool/heat selector PCB mounting plate (only required when cool/heat selector PCB and Heater tape kit are combined)			
Others	**KJB111A** Installation box for remote cool/heat selector KRC19-26		•	•
Others	**EKCHSC** Cool/heat selector cable (Required to connect KRC19-26)			•
Others	**EKPCCAB4** VRV configurator	•	•	•
Others	**KKSB26B1*** Demand PCB mounting plate. Needed to mount Demand PCB for one or more outdoor units.			
Others	**DTA109A51** DIII-net expander adapter			
Others	**BPMKS967A2/A3** Branch provider (for connection of 2/3 RA indoor units)	•	•	•
Others	**EKDK04** Drain plug kit		•	•

VRV IV+ heat recovery		VRV IV+ heat pump		VRV IV C+series	
REYQ8-20 REMQ5	2/3 module systems	RYYQ8-20 RYMQ8-20 RXYQ8-20	2/3 module systems	RXYLQ RXMLQ	2/3 module systems
	2 modules: BHFQ23P907 3 modules: BHFQ23P1357		2 modules: BHFQ22P1007 3 modules: BHFQ22P1517		2 modules: BHFQ22P1007 3 modules: BHFQ22P1517
Special order unit					
5/8-12: EKBPH012T7A 14-20: EKBPH020T7A		8-12: EKBPH012T7A 14-20: EKBPH020T7A			
DTA104A53/61/62 door unit: exact adapter type depends on type of indoor unit. nouting plate is required. See Options & Accessories of indoor units		DTA104A53/61/62 For installation into an indoor unit: exact adapter type depends on type of indoor unit. For 14-20 HP the demand PCB mouting plate is required. See Options & Accessories of indoor units			
		●	1 kit per system	●	1 kit per system
		BRP2A81	1 kit per system	BRP2A81	1 kit per system
		● (14-20)	1 kit per system	●	1 kit per system
		●	1 kit per system	●	1 kit per system
		●		●	
		● (14-20)			
		●		●	

	VRV IV i-series SB.RKXYQ			
RXYSQ8-12TY1	RDXYQ5	RDXYQ8	RKXYQ5	RKXYQ8
	EKDPH1RDX	EKDPH1RDX		
DTA104A53/61/62 For installation into an indoor unit: exact adapter type depends on type of indoor unit. See Options & Accessories of indoor units				
			●	●
				BRP2A81
			●	●
			●	
●			●	●
●				

		VRV IV-Q Heat Pump Replacement VRV		
		RQYQ 140P	RXYQQ8-20	2/3-module systems
Kits	**Multi-module connection kit (obligatory)** Connects multiple modules into a single refrigerant system			2 modules: BHFQ22P1007 3 modules: BHFQ22P1517
Kits	**Central drain pan kit** - Installs onto the underside of the outdoor unit and collects drain water from all bottom plate outlets into a single outlet. In cold areas should be heated by a field-supplied heater to prevent drain water from freezing in the drain pan.	KWC26B160		
Kits	**Heater tape kit** - Optional electrical heater to guarantee trouble-free operation in extremely cold and humid climates (one per outdoor unit needed)		8-12: EKBPH012T7A 14-20: EKBPH020T7A	
Adapters	**External control adapter for outdoor unit** - Allows to activate Low Noise Operation and three levels of demand control, limiting power consumption via external dry contacts. Connects to the F1/F2 communication line and requires power supply from an indoor unit*, BSVQ box, or VRV-WIII outdoor unit.	DTA104A53/61/62 For installation into an indoor unit: exact adapter type depends on type of indoor unit. For 14-20 HP the demand PCB mouting plate is required. See Options & Accessories of indoor units	DTA104A53/61/62 For installation into an indoor unit: exact adapter type depends on type of indoor unit. For 14-20 HP the demand PCB mouting plate is required. See Options & Accessories of indoor units	
Adapters	**KRC19-26** Mechanical cool/heat selector – allows to switch an entire Heat Pump system, or one BS-box of a Heat Recovery system between cooling, heating and fan only. Connects to the A-B-C terminals of the outdoor unit / BS-box.	•	•	1 kit per system
Adapters	**BRP2A81** Cool/heat selector PCB (required to connect KRC19-26 to VRV IV outdoor)		•	1 kit per system
Adapters	**KKSB26B1*** Cool/heat selector PCB mounting plate (only required when cool/heat selector PCB and Heater tape kit are combined)		• (8-12)	1 kit per system
Others	**KJB111A** Installation box for remote cool/heat selector KRC19-26	•	•	1 kit per system
Others	**EKPCCAB4** VRV configurator		•	
Others	**KKSB2B61*** Demand PCB mounting plate. Needed to mount Demand PCB for one or more outdoor units.		• (8-12)	
Others	**DTA109A51** DIII-net expander adapter			

(1) For installations with special requirements towards fire regulations, the insulation material can be replaced using kits EKHBFQ1 and EKHBFQ2.
The kits contain insulation material that complies with EN13501-1:B-S3,dO and BS476-7 (class 1)

Refnets & branch selector boxes

		Refnet Joints			
		Capacity index	Capacity index	Capacity index	Capacity index
		< 200	200 ≤ x < 290	290 ≤ x < 640	> 640
	Imperial-size connections for heat recovery pump (2-pipe)	For all R-410A VRV: KHRQ22M20T For all R-410A+R-32 VRV: KHRQ22M20TA	KHRQ22M29T9	KHRQ22M64T	KHRQ22M75T
	Imperial-size connections for heat recovery pump (2-pipe) (1)	KHRQ23M20T	KHRQ23M29T9	KHRQ23M64T	KHRQ23M75T
Options for Branch selector boxes (BS box) (only for connection with VRV heat recovery system)	**EKBSVQLNP** Sound reduction kit (sound insulation)				
Options for Branch selector boxes (BS box) (only for connection with VRV heat recovery system)	**KHFP26A100C** Closed pipe kit				
Options for Branch selector boxes (BS box) (only for connection with VRV heat recovery system)	**KHRP26A250T** Joint kit				
Options for Branch selector boxes (BS box) (only for connection with VRV heat recovery system)	Quiet kit				

(1) For metric size connections, contact your local sales responsible

VRV III-Q Heat Recovery Replacement VRV		VRV-W IV Water-cooled VRV		
			Heat Pump application	Heat Recovery application
RQEQ 140~212	2-module systems	RWEYQ8-14	2/3-module systems	2/3-module systems
	2/3 modules: BHFP26P36C 4 modules: BHFP26P84C		BHFQ22P1007 / BHFQ22P1517 (1)	BHFQ23P907 / BHFQ23P1357 (1)
DTA104A53/61/62 Installation in the RWEYQ outdoor unit possible. For installation in indoor units, use appropriate type (DTA104A53/61/62) for particular indoor unit. See Options & Accessories of indoor units				
		• (for H/P only)	1 kit per system	
		• (for H/P only)	1 kit per system	
•		• (for H/P only)	1 kit per system	
		•	•	•
		•	•	•

Refnet Headers			Heat Recovery Branch Selector Boxes (BS-Boxes)						
Capacity index	Capacity index	Capacity index	1-port	4-port	6-port	8-port	10-port	12-port	16-port
< 290	290 ≤ x < 640	> 640	BS1Q-A	BS4Q14AV1B	BS6Q14AV1B	BS8Q14AV1B	BS10Q14AV1B	BS12Q14AV1B	BS16Q14AV1B
KHRQ22M29H	KHRQ22M64H	KHRQ22M75H							
KHRQ23M29H	KHRQ23M64H	KHRQ23M75H							
			•						
				•	•	•	•	•	•
				•	•	•	•	•	•
				KDDN26A4	KDDN26A8	KDDN26A8	KDDN26A12	KDDN26A12	KDDN26A16

		Ceiling mounted cassette units	
		Round flow (800x800)	4-way (600x600)
		FXFA-A	FXZA-A
Panels	**Decoration panel** (obligatory for cassette units, optional for others, rear panel for FXLQ)	Standard panels: BYCQ140E (white) / BYCQ140EW (full white)(3) / BYCQ140EB (black) Auto cleaning (5)(6): BYCQ140EGF (white) / BYCQ140EGFB (black) Designer panels: BYCQ140EP (white) / BYCQ140EPB (black)	R-410A model: BYFQ60C2W1W (white panel) BYFQ60C2W1S (grey panel) BYFQ60B3W1 (standard panel) R-32 model: BYFQ60C4W1W (white panel) (19) BYFQ60C4W1S (grey panel) (19) BYFQ60B3W1 (standard panel) (20)
	Panel spacer for reducing required installation height		KDBQ44B60 (Standard panel)
	Sealing kit for 3- or 2-directional air discharge	KDBHQ56B140 (7)	BDBHQ44C60 (white & grey panel)
	Sensor kit	BRYQ140B (white panels) BRYQ140BB (black panels) BRYQ140C (white designer panel) BRYQ140CB (black designer panel)	R-410A models: BRYQ60A2W (white) BRYQ60A2S (grey) R-32 models: BRYQ60A3W (white) BRYQ60A3S (grey)
Individual control systems	Infrared remote control (incl. receiver)	BRC7FA532F (white panels) (7)(15) BRC7FA532FB (black panels) (7)(15) BRC7FB532F (white designer panel) (7)(15) BRC7FB532FB (black designer panel) (7)(15)	BRC7F530W (9) (10) (white panel) BRC7F530S (9) (10) (grey panel) BRC7EB530W (9) (10) (standard panel)
	BRP069C51 - Onecta app	●	●
	Madoka **BRC1H52W** (White) / **BRC1H52S** (Silver) / **BRC1H52K** (Black) User-friendly wired remote controller with premium design	● (mandatory)	● (mandatory)
	BRC1E53A/B/C - Wired remote control with full-text interface and back-light		
	BRC1D52 (4) - Standard wired remote control with weekly timer		
Centralised control systems	**DCC601A51** - intelligent Tablet Controller	●	●
	DCS601C51 (12) - intelligent Touch Controller	●	●
	DCS302C51 (12) - Central remote controller	●	●
	DCS301B51 (12) (13) - Unified ON/OFF controller	●	●
Building Management System & Standard protocol interfaces – for individual control	**RTD-NET** - Modbus interface for monitoring and control	●	●
	RTD-10 - Modbus interface for infrastructure cooling	●	●
	RTD-20 - Modbus interface for retail	●	●
	RTD-HO - Modbus interface for hotel	●	●
	KLIC-DI - KNX Interface	●	●
Building Management System & Standard protocol interfaces – for central control	**DCM601A51** - intelligent Touch Manager	●	●
	EKMBDXB - Modbus interface	●	●
	DCM010A51 - Daikin PMS interface	●	●
	DMS502A51 - BACnet Interface	●	●
	DMS504B51 - LonWorks Interface	●	●
Filters	Replacement long life filter, non-woven type	KAF5511D160	KAF441C60
	Auto cleaning filter	see decoration panel	
Wiring and sensors	**KRCS** - External wired temperature sensor	KRCS01-7B	KRCS01-8B
	K.RSS - External wireless temperature sensor	SB.K.RSS_RFC (EKEWTSC-2 + K.RSS)	SB.K.RSS_FDA (EKEWTSC-1 + K.RSS)
Adapters	Adapter with 2 output signals (Compressor / Error, Fan output)	KRP1BA58 (2)(7)	ERP02A50 (2)
	Adapter with 4 output signals (Compressor / Error, Fan, Aux. heater, Humidifier output)	EKRP1C12 (2)(7)	EKRP1C14 (2)
	Adapter for centralised external monitoring/control via dry contacts and setpoint control via 0-140Ω	KRP4A53 (2)(7)	KRP4A53 (2)
	Adapter for external central monitoring/control (controls 1 entire system)		KRP2A52
	Adapter for keycard and/or window contact connection (2)(11)	BRP7A53	BRP7A53 (2)
	Adapter for multi-tenant applications (24VAC PCB power supply interface)		
	External control adapter for outdoor unit (installation on indoor unit)		
	Installation box / Mounting plate for adapter PCBs (For units where there is no space in the switchbox)	KRP1H98A (7) KRP1BC101	KRP1BB101 KRP1BC101
	Wiring kit for Remote ON/OFF or Forced OFF	Standard	Standard
	Relay PCB for output signal of refrigerant sensor	ERP01A51 (2)	ERP01A50 (2)
Others	Drain pump kit	Standard	Standard
	Multi zoning kit (for detailed model code overview refer to multizoning argue card in this catalogue)		
	Fresh air intake kit (direct installation type)	KDDP55C160-1 + KDDP55D160-2 (7)(8)	KDDQ44XA60
	Air discharge adapter for round duct		
	Filter chamber for bottom suction		

(1) Pump station is necessary for this option
(2) Installation box is necessary for these adapters
(3) The BYCQ140EW has white insulation. Be informed that formation of dirt on white insulation is visibly stronger and that it is consequently not advised to install the BYCQ140EW decoration panel in environments exposed to concentrations of dirt"
(4) Not recommended because of the limitation of the functions
(5) To be able to control the BYCQ140EGF(B) the controller BRC1E or BRC1H* is needed
(6) The BYCQ140EGF(B) is not compatible with Multi and Split Non-Inverter Outdoor units
(7) Option not available in combination with BYCQ140EGF(B)
(8) Both parts of the fresh air intake are needed for each unit
(9) Cannot be combined with sensor kit
(10) Independently controllable flaps function not available

Concealed ceiling units (duct units)			Ceiling suspended units		Wall mounted units
Slim	Medium ESP	High ESP	1-way blow	4-way blow	
FXDA-A	FXSA-A	FXMA-A	FXHA-A	FXUA-A	FXAA-A
				KDBHP49B140 + KDBTP49B140	
BRC4C65	BRC4C65	BRC4C65	BRC7GA53-9	BRC7C58	BRC7EA630
●	●	●	●	●	●
● (mandatory)	● (mandatory)	● (mandatory)	● (mandatory)	● (mandatory)	● (mandatory)
●	●	●	●	●	●
●	●	●	●	●	●
●	●	●	●	●	●
●	●	●	●	●	●
●	●	●	●	●	●
●	●	●	●	●	●
●	●	●	●	●	●
●	●	●	●	●	●
●	●	●	●		●
●	●	●	●	●	●
●	●	●	●	●	●
●	●	●	●	●	●
●	●	●	●	●	●
●	●	●	●	●	●
		200~250: BAFL502A250 (20)	32: KAF501B56 63: KAF501B80 71~100: KAF501B160	KAF511D160	
15-32: BAE20A62 40-50: BAE20A82 63: BAE20A102					
KRCS01-8B	KRCS01-8B	KRCS01-8B	KRCS01-8B	KRCS01-8B	KRCS01-8B
SB.K.RSS_FDA (EKEWTSC-1 + K.RSS)	K.RSS_FDA (EKEWTSC-1 + K.RSS)	SB.K.RSS_FDA (EKEWTSC-1 + K.RSS)	●	SB.K.RSS_FDA (EKEWTSC-1 + K.RSS)	SB.K.RSS_FDA (EKEWTSC-1 + K.RSS)
			KRP1BA58		
ERP02A50 (2)	EKRP1C14 (2)	EKRP1C14		EKRP1C14	ERP02A50 (2)
KRP4A54-9 (2)	KRP4A52(2)	50~80: KRP4A52 100~250: KRP4A51	KRP4A52 (2)	KRP4A53 (2)	KRP4A51 (2)
KRP2A53 (2)	KRP2A51(2)	KRP2A51 / KRP2A61	KRP2A62 (2)		KRP2A61(2)
BRP7A54	BRP7A51	BRP7A51	BRP7A52	BRP7A53	BRP7A51 (2)
DTA104A53	DTA104A61 (2)	DTA104A61 (2)	DTA104A61		DTA104A51(2) / DTA104A61(2)
KRP1BB101	KRP1BC101		KRP4B93	KRP1C97	KRP4A93
	Standard	Standard	standard	standard	Standard
ERP01A51 (2)	ERP01A50 (2)	ERP01A50	ERP01A51 (2)	ERP01A51 (2)	ERP01A51 (2)
Standard	Standard	BDU510B250VM	32: KDU50R63 63~100: KDU50R160		K-KDU572KVE
			KDDQ50A140		
	15~32: KDAP25A36A 40~50: KDAP25A56A 63~80: KDAP25A71A 100~125: KDAP25A140A 140: -	50~80: KDAJ25K71 100~125: KDAJ25K140 200~250: -			
			32~63: KHFP5N63 71~100: KHFP5N160		

(11) Only possible in combination with BRC1H* / BRC1E*
(12) When fixing box is required, use KJB212A, KJB311A or KJB411A depending on the size of the controller
(13) Option KEK26-1A (Noise filter) is required when installing DCS301B51
(14) Wire harnass EKEWTSC is necessary
(15) The active airflow circulation function is not available for this controller.
(16) Up to 2 adaptor PCBs can be installed per installation box
(17) Only one installation box can be installed per indoor unit
(18) VRV R-32 indoor units cannot be connected to this controller
(19) The BYFQ60C4* R-32 panels can be connected to R-410A indoor units with wire harness EKRS22
(20) Wire harness EKRS23 is necessary

Options & accessories - VRV indoor & hot water R-410A

		Ceiling mounted cassette units			
		Round flow (800x800)	4-way (600x600)	2-way blow	Corner (1-way blow)
		FXFQ-B	FXZQ-A	FXCQ 20~40A	FXKQ 25~40MA
Panels	Decoration panel (obligatory for cassette units, optional for others, rear panel for FXLQ)	Standard panels: BYCQ140E (white) / BYCQ140EW (full white)(3) / BYCQ140EB (black) Auto cleaning (5)(6): BYCQ140EGF (white) / BYCQ140EGFB (black) Designer panels: BYCQ140EP (white) / BYCQ140EPB (black)	R-410A model: BYFQ60C2W1W (white panel) BYFQ60C2W1S (grey panel) BYFQ60B3W1 (standard panel) R-32 model: BYFQ60C4W1W (white panel) (19) BYFQ60C4W1S (grey panel) (19) BYFQ60B3W1 (standard panel) (20)	20~40: BYBCQ40H 50~63: BYBCQ63H 80~125: BYBCQ125H	25~40: BYK45F 63: BYK71F
	Panel spacer for reducing required installation height		KDBQ44B60 (Standard panel)		25~40: KPBJ52F56 63: KPBJ52F80
	Sealing kit for 3- or 2-directional air discharge	KDBHQ56B140 (7)	BDBHQ44C60 (white & grey panel)		
	Sensor kit	BRYQ140B (white panels) BRYQ140BB (black panels) BRYQ140C (white designer panel) BRYQ140CB (black designer panel)	R-410A models: BRYQ60A2W (white) BRYQ60A2S (grey) R-32 models: BRYQ60A3W (white) BRYQ60A3S (grey)		
Individual control systems	Infrared remote control including receiver	BRC7FA532F (white panels) (7)(15) BRC7FA532FB (black panels) (7)(15) BRC7FB532F (white designer panel) (7)(15) BRC7FB532FB (black designer panel) (7)(15)	BRC7F530W (9) (10) (white panel) BRC7F530S (9) (10) (grey panel) BRC7EB530W (9) (10) (standard panel)	BRC7C52	BRC4C61
	BRP069C51 - Onecta app				
	Madoka **BRC1H52W** (White) / **BRC1H52S** (Silver) / **BRC1H52K** (Black) User-friendly wired remote controller with premium design	●	●	●	●
	BRC1E53A/B/C - Wired remote control with full-text interface and back-light	● (18)	● (18)	●	●
	BRC1D52 (4) - Standard wired remote control with weekly timer	● (15)(18)	● (18)	●	●
Centralised control systems	**DCC601A51** - Intelligent Tablet Controller	●	●	●	●
	DCS601C51 (12) - intelligent Touch Controller	●	●	●	●
	DCS302C51 (12) - Central remote control	●	●	●	●
	DCS301B51 (12) (13) - Unified ON/OFF control	●	●	●	●
Building Management System & Standard protocol interfaces – for individual control	**RTD-NET** - Modbus interface for monitoring and control	●	●	●	●
	RTD-10 - Modbus interface for infrastructure cooling	●	●	●	●
	RTD-20 - Modbus interface for retail	●	●	●	●
	RTD-HO - Modbus interface for hotel	●	●	●	●
	KLIC-DI - KNX Interface	●	●	●	●
Building Management System & Standard protocol interfaces – for central control	**DCM601A51** - intelligent Touch Manager	●	●	●	●
	EKMBDXB - Modbus interface	●	●	●	●
	DCM010A51 - Daikin PMS interface	●	●	●	●
	DMS502A51 - BACnet Interface	●	●	●	●
	DMS504B51 - LonWorks Interface	●	●	●	●
Filters	Replacement long life filter, non-woven type	KAF5511D160	KAF441C60	20~40: KAF531C50 50~63: KAF531C80 80~125: KAF531C160	
	Auto cleaning filter	see decoration panel			
Wiring and sensors	**KRCS** - External wired temperature sensor	KRCS01-7B	KRCS01-4	KRCS01-4	KRCS01-1
	K.RSS - External wireless temperature sensor	K.RSS	K.RSS	●	●
Adapters	Adapter with 2 output signals (Compressor / Error, Fan output)	KRP1BA58 (2)(7)	KRP1B57 (2)		
	Adapter with 4 output signals (Compressor / Error, Fan, Aux. heater, Humidifier output)	EKRP1C12 (2)(7)	EKRP1B2 (2)		KRP1B61
	Adapter for centralised external monitoring/control via dry contacts and setpoint control via 0-140Ω	KRP4A53 (2)(7)	KRP4A53 (2)	KRP4A51 (2)	KRP4A51
	Adapter for external central monitoring/control (controls 1 entire system)		KRP2A52	KRP2A51 (2)	KRP2A61
	Adapter for keycard and/or window contact connection (2)(11)	BRP7A53	BRP7A53 (2)	BRP7A51	BRP7A51
	Adapter for multi-tenant applications (24VAC PCB power supply interface)	DTA114A61	DTA114A61		
	External control adapter for outdoor unit (installation on indoor unit)			DTA104A61 (2)	DTA104A61
	Installation box / Mounting plate for adapter PCBs (For units where there is no space in the switchbox)	KRP1H98A (7) KRP1BC101	KRP1BB101 KRP1BC101	KRP1C96 (16) (17)	
	Wiring kit for Remote ON/OFF or Forced OFF	Standard	Standard	Standard	Standard
	Relay PCB for output signal of refrigerant sensor				
Others	Drain pump kit	Standard	Standard	Standard	Standard
	Multi zoning kit (for detailed model code overview refer to multizoning argue card in this catalogue)				
	Fresh air intake kit (direct installation type)	KDDP55C160-1 + KDDP55D160-2 (7)(8)	KDDQ44XA60		
	Air discharge adapter for round duct				
	Filter chamber for bottom suction			20~40: KDDFP53B50 50~63: KDDFP53B80 80~125: KDDFP53B160	

(1) Pump station is necessary for this option
(2) Installation box is necessary for these adapters
(3) The BYCQ140EW has white insulation. Be informed that formation of dirt on white insulation is visibly stronger and that it is consequently not advised to install the BYCQ140E decoration panel in environments exposed to concentrations of dirt"
(4) Not recommended because of the limitation of the functions
(5) To be able to control the BYCQ140EGF(B) the controller BRC1E is needed
(6) The BYCQ140EGF(B) is not compatible with Multi and Split Non-Inverter Outdoor units
(7) Option not available in combination with BYCQ140EGF(B)
(8) Both parts of the fresh air intake are needed for each unit
(9) Cannot be combined with sensor kit
(10) Independently controllable flaps function not available
(11) Only possible in combination with BRC1H* / BRC1E*
(12) When fixing box is required, use KJB212A, KJB311A or KJB411A depending on the size of the controller
(13) Option KEK26-1A (Noise filter) is required when installing DCS301B51
(14) Wire harnass EKEWTSC is necessary
(15) The active airflow circulation function is not available for this controller.
(16) Up to 2 adaptor PCBs can be installed per installation box
(17) Only one installation box can be installed per indoor unit
(18) Filter chamber KDJ3705L280 is necessary for this option
(19) for 32 class adapter box mounting plate KKSAAP50A56 is needed
(20) Filter chamber BDD500B250 is necessary for this option

Concealed ceiling units (duct units)				Ceiling suspended units		Wall mounted units	Floor standing units	
Slim	Medium ESP	High ESP		1-way blow	4-way blow		Concealed	Free-standing
FXDQ-A3	FXSQ-A	FXMQ-P7	FXMQ-MB	FXHQ-A	FXUQ-A	FXAQ-A	FXNQ-A	FXLQ-P
								20~25: EKRDP25A5 32~40: EKRDP40A5 50~63: EKRDP63A5
					KDBHP49B140 + KDBTP49B140			
BRC4C65	BRC4C65	BRC4C65	BRC4C65	BRC7GA53-9	BRC7C58	BRC7EA629 / BRC7EA628	BRC4C65	BRC4C65
●	●	●	●	●	●	●	●	●
● (18)	● (18)	●	●	●	●	●	●	●
● (18)	● (18)	●	●	●	●	●	●	●
●	●	●	●	●	●	●	●	●
●	●	●	●	●	●	●	●	●
●	●	●	●	●	●	●	●	●
●	●	●	●	●	●	●	●	●
●	●	●	●	●	●	●	●	●
●	●	●	●	●	●	●	●	●
●	●	●	●	●	●	●	●	●
●	●	●	●	●		●	●	●
●	●	●	●	●	●	●	●	●
●	●	●	●	●	●	●	●	●
●	●	●	●	●	●	●	●	●
●	●	●	●	●	●	●	●	●
●	●	●	●	●	●	●	●	●
			KAF371M280 (18)	32: KAF501B56 63: KAF501B80 71~100: KAF501B160	KAF511D160			20~25: KAF361L28 32~40: KAF361L45 50~63: KAF361L71
15-32: BAE20A62 40-50: BAE20A82 63: BAE20A102								
KRCS01-4	KRCS01-4	KRCS01-4	KRCS01-4	KRCS01-4	KRCS01-4	KRCS01-1	KRSC01-4	KRCS01-1
K.RSS	K.RSS	●	●	●	●	K.RSS + EKEWTSC	●	●
		KRP1C64 (2)	KRC1C64	KRP1B54				
KRP1B56	EKRP1B2 (2)	EKRP1B2 (2)				KRP1B56	KRP1B56	KRP1B61
KRP4A54-9 (2)	KRP4A52 (2)	KRP4A51 (2)	KRP4A51	KRP4A52 (2)	KRP4A53 (2)	KRP4A51 (2)	KRP4A54-9	KRP4A51
KRP2A53 (2)	KRP2A51 (2)	KRP2A51 (2)	KRP2A61	KRP2A62 (2)		KRP2A51 (2)/ KRP2A61(2)	KRP2A53	KRP2A51
BRP7A54	BRP7A51	BRP7A51	BRP7A51	BRP7A52	BRP7A53	BRP7A51 (2)	BRP7A54	BRP7A51
DTA114A61	DTA114A61 (2)	DTA114A61 (2)				DTA114A61	DTA114A61	EKMTAC
DTA104A53	DTA104A61	DTA104A61 (2)	DTA104A61	DTA104A62-9		DTA104A51 / DTA104A61	DTA104A53	DTA104A61
KRP1BB101	KRP1B101/KRP1BB101	KRP4A96		KRP1D93A (19)	KRP1B97	KRP4AA93 (16)(17)	KRP1BB101	
	Standard	Standard	Standard	EKRORO4	EKRORO5	Standard	Standard	Standard
Standard	Standard	Standard	KDU30M250	32: KDU50R63 63~100: KDU50R160		K-KDU572KVE		
●	●							
				KDDQ50A140				
	15~32: KDAP25A36A 40~50: KDAP25A56A 63~80: KDAP25A71A 100~125: KDAP25A140A 140: -	50~80: KDAJ25K71 100~125: KDAJ25K140						
				35: KHFP5M35 63: KHFP5N63 71~100: KHFP5N160				

	HXY080-125A8	HXHD125-200A8
Drain pan	EKHBDPCA2	-
Digital I/O PCB	EKRP1HBAA	EKRP1HBAA
Demand PCB - Required to connect room thermostat	EKRP1AHTA	EKRP1AHTA
Remote user interface (remocon) - Same controller as supplied with cascade unit can be mounted parallel or on other location. If 2 controllers are installed, the installer needs to select 1 master & 1 slave	EKRUAHTB	EKRUAHTB
Back-up heater	EKBUHAA6(W1/V3)	-
Wired room thermostat	EKRTWA (1)	EKRTWA (1)
Wireless room thermostat	EKRTR1 (1)	EKRTR1 (1)
Remote sensor for room thermostat	EKRTETS (2)	EKRTETS (1)
Stainless domestic hot water tank - 200l	-	EKHTS200AC (3)
Stainless domestic hot water tank - 260l	-	EKHTS260AC (3)
PP domestic hot water tank - 300l	-	EKHWP300B
PP domestic hot water tank - 500l	-	EKHWP500B
Solar collector	-	EKSV26P (vertical) EKSH26P (horizontal)
Pump station	-	EKSRPS

(1) Requires demand PCB
(2) Can only be used in combination with wireless room thermostat
(3) If tank is NOT mounted on top of the HXHD unit, then option EKFMAHTB is needed to install tank as stand alone

Indoor Air Quality matters more than ever. Since indoor air quality can up 2 to 5 times worse than outdoor air quality, a correct treatment is important.

Daikin offers the widest range in DX commercial ventilation from decentralised heat recovery systems to large-scale air handling units and air purification solutions in order to provide a healthy solution for your project.

ErP 2018 COMPLIANT

Commercial Ventilation & Air Purification

Why choose Daikin ventilation 548

ERV / HRV - Energy/Heat recovery ventilation units 550
- ALB-LBS/RBS - Modular L Smart 552
- Electrical heater for Modular L Smart 553
- VAM-FC9/J8 554
- Electrical heater for VAM 555
- NEW EKVDX - DX coil for air processing 556
- VKM-GBM 558

Daikin air handling units with DX connection 559
- Advantages 559
- Overview of VRV & ERQ condensing units 560
- Control possibilities 561

Integration in third party AHU 564
- Expansion valves & Control boxes 564

Commercial air purifier 566
- Advantages 566
- BR00000554/676/678 - AAF Astropure 2000 567

Options & accessories 568

Want to know more about ventilation systems and how Indoor Air Quality can be secured by ventilation? Follow our online webinar!

For latest data, please consult my.daikin.eu

5 reasons why Daikin's ventilation range is unique in the market

1 Market leading controls & connectivity

- Interlock of ventilation and air conditioning system
  - Control ERV/HRV and air conditioning from the same controller
  - Aligns the operation mode between the systems to save energy
- Easy integration in the total solution
  - Online control and monitoring via the Daikin Cloud Service
  - Full portfolio integration in the intelligent Touch Manager, Daikin's cost-effective mini BMS
- User-friendly controller with premium design
  - Intuitive touch button control

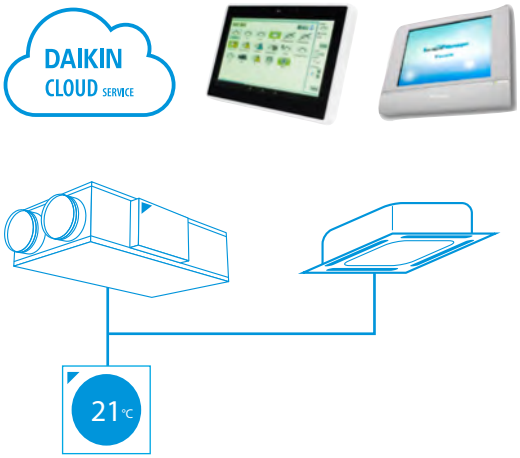

Madoka

DESIGN AWARD 2018

reddot award 2018 winner

2 Unique installation benefits

- Integrates seamlessly in the Daikin total solution, ensuring a single point of contact
- Total fresh air solution with Daikin supplying both the VAM/Modular L Smart and the electrical heater
- Daikin AHU and condensing unit connect Plug & Play thanks to same pipe diameters, factory mounted controls, expansion valves, etc.

3 High energy efficiency

- Energy recovery of up to 92%, reducing running costs
- Free nighttime cooling using fresh outside air
- Inverter driven centrifugal fans
- ErP compliant

Up to 92% energy recovery

4 Best comfort

- Wide range of units to control fresh air and humidity
- Wide range of optional filters to suit the application available up to ePM_1 80% (F9)
- Special paper heat exchanger recovers heat and moisture from extract air to warm up and humidify fresh air to comfortable levels (VAM, VKM)

EUROVENT CERTIFIED PERFORMANCE
www.eurovent-certification.com

5 Top reliability

- Most extensive testing before new units leave the factory
- Widest support network and after sales service
- All spare parts available in Europe

ErP COMPLIANT

Did you know?

CO_2 levels and ventilation rates all have significant, independent impacts on cognitive function:

COGNITIVE FUNCTION SCORES …

+ 61% IN GREEN BUILDING CONDITIONS

+ 101% IN ENHANCED GREEN BUILDING CONDITIONS

Widest range of DX integrated ventilation on the market

Daikin offers a variety of solutions from small energy recovery ventilation to large-scale air handling units for the provision of fresh air ventilation to homes, or commercial premises.

Ventilation solutions

Daikin offers state-of-the-art ventilation solutions that can easily be integrated into any project:

› **Unique portfolio** within DX manufacturers
› High-quality solutions complying with the **highest Daikin quality standards**
› **Seamless integration** of all products to provide the best indoor climate
› All Daikin products connected to a single controller for **complete control** of the HVAC system.

Energy Recovery Ventilation

Our energy recovery units **recover sensible energy** (Modular L Pro / Modular L Smart) or **total (sensible + latent) energy** (VAM/EKVDX/VKM-GBM), substantially reducing the load on the air conditioning system up to 40%.

Ventilation with DX connection - Control over fresh air temperature

Daikin offers a range of inverter condensing units to be used in combination with Daikin AHUs for ultimate control over the fresh air. There are 4 control possibilities when **combining AHU and Daikin outdoor units** hence offering all the required flexibility for any installation. Indoor units can be combined to the same outdoor unit to reduce the installation costs. For **false-ceiling installations** where space is a constraint, the VKM can fit perfectly to deliver fresh air at a comfortable temperature and it has an optional humidification element.

Indoor Environment Quality Components

- **Ventilation:** Ensures the provision of fresh and clean air
- **Energy recovery:** Delivers energy savings by transferring heat and moisture between airflows thus helping to bring supply air to the required indoor conditions for temperature and humidity
- **Air processing:** Delivers the required conditioned air to optimize the energy efficiency of indoor HVAC equipment
- **Humidification:** Ensures the desired moisture level in the conditioned space
- **Filtration:** Ensures clean and healthy air by filtering out pollen, dust, odors and other contaminants that are harmful to our health

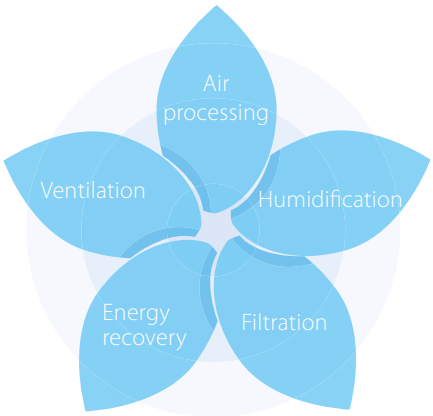

Fresh air portfolio

150 | 500 | 1,000 | 2,000 | 2,500 | 3,000 | 3,500 | 15,000 | 25,000 | 140,000 | [m³/h]

Decentralised systems

D-AHU MODULAR L (SMART)

- High efficiency counterflow heat exchanger
- Free-cooling operation
- EC centrifugal fan
- Wide range of options
- Smart version connects Plug & Play to Sky Air / VRV systems



VAM-FC9 / VAM-J

- Compact size
- High energy efficient paper recovering sensible and latent heat
- EC fan motors
- Filter clogging alarm based on pressure



VAM + DX COIL

- DX coil for post-treatment of fresh air
- Split up concept increases application flexibility
- Integrates both in R-32 and R-410A VRV systems

VKM-GBM

- With DX coil for post-treated fresh air
- Increased comfort
- Humidifier option

Centralised systems

D-AHU MODULAR P

- High efficiency aluminium plate heat exchanger
- Pre-configured sizes
- Plug & Play pre-configured controls
- With DX or water coil option

D-AHU MODULAR R

- Rotary heat exchanger (sorption and sensible technology)
- Pre-configured sizes
- Plug & Play pre-configured controls
- With DX or water coil option

D-AHU Professional

- Fully customizable
- Plug & play
- 4 types of control
- With DX or water coil option

Modular L Smart

Premium efficiency heat recovery unit

Right drain connection (ALB-RBS)

Left drain connection (ALB-LBS)

Highlights

- Connects Plug&Play into the Sky Air and VRV control network
- Easy installation and commissioning
- Internal pre-filter stage (up to ePM_1 50% (F7) + ePM_1 80% (F9)) making the unit reach highest indoor air quality requirements.
- Wide air flow coverage from 150m³/h to 3,400m³/h
- Exceeding ErP 2018 requirements
- Best choice when compactness is needed (only 280 mm height up to 550 m³/h)
- 50 mm double skin panel (120 kg/m³) for a maximum sound and thermal insulation

EC centrifugal fan

- Maximum ESP available 600 Pa (depending on model sizes and airflow)
- Inverter driven with IE4 premium efficiency motor
- High-efficient blade profiling
- Reduced energy consumption
- Optimized SFP (Specific Fan Power) for an efficient unit operation

Heat exchanger

- Premium quality counter flow plate heat exchanger
- Up to 91% of the thermal energy recovered
- High grade aluminum allowing optimum corrosion protection

For integration with Applied systems, please refer to the Modular L, in the AHU chapter

More details and final information can be found by scanning or clicking the QR codes.

ALB-LBS

ALB-RBS

Technical details

D-AHU Modular L Smart			ALB02*BS	ALB03*BS	ALB04*BS	ALB05*BS	ALB06*BS	ALB07*BS
Airflow		m³/h	300	600	1,200	1,600	2,300	3,000
Heat exchanger thermal efficiency (1)		%	86		87			86
External static pressure	Nom.	Pa	100					
Current	Nom.	A	0.61	1.35	2.26	2.83	4.39	6.22
Power input	Nom.	kW	0.14	0.31	0.52	0.65	1.01	1.43
SFPv (2)		kW/m³/s	1.25	1.52	1.3	1.35	1.35	1.51
Electrical supply	Phase	ph	1					
	Frequency	Hz	50/60					
	Voltage	V	220/240 Vac					
Main unit dimensions	Width	mm	920	1,100	1,600		2,000	
	Height	mm	280	350	415		500	
	Length	mm	1,660	1,800	2,000			
Rectangular duct flange	Width	mm	250	400	500		700	
	Height	mm	150	200	300		400	
Weight unit		kg	125	180	270	280	355	360

(1) Winter design condition: Outdoor: -5°C, 90% Indoor: 22°C, 50% | (2) SFPv is a parameter that quantifies the fan efficiency (the lower it is the better will be). This reduces if airflow decreases.

Electrical heater for Modular L Smart

- Total solution for fresh air with Daikin supply of both Modular L Smart and electrical heaters
- Increase comfort in low outdoor temperature thanks to the heated outdoor air
- Integrated electrical heater concept (no additional accessories required)
- Standard dual flow and temperature sensor
- Heater only consumes what is required to pre-heat to the desired minimum fresh air temperature; thus saving energy

More details and final information can be found by scanning or clicking the QR codes.

ALD-HEFB

Electrical heater for Modular L Smart (ALD)	02HEFB	03HEFB	05HEFB	07HEFB
Capacity kW	1,5	3	7,5	15
Connectable Modular L Smart size	02	03	04, 05	06, 07
Supply voltage	230V,1ph		400V,3ph	
Output current (maximum) (A)	6,6	13,1	10,9	21,7
Temperature sensor	15k ohms at -20 °C 10k ohms at +10 °C	16k ohms at -20 °C 10k ohms at +10 °C	17k ohms at -20 °C 10k ohms at +10 °C	18k ohms at -20 °C 10k ohms at +10 °C
Temperature control range	- 20 °C to 10 °C			
Control fuse	Mini Circuit Breaker 6 A			
LED indicators	Yellow = Airflow fault Red = Heat ON			
Mounting holes	Depends on duct size			
Maximum ambient adjacent to terminal box	30°C (during operation)			
Auto high temperature cutout	75°C Pre-set			
Manual reset high temperature cutout	120°C Pre-set			
Width (mm)	470	620	720	920
Depth (mm)	370	370	370	370
Height (mm)	193	243	343	443

Energy recovery ventilation

Ventilation with heat recovery as standard

- Thinnest High Efficiency Enthalpy Heat Exchanger in the market (J-series)
- Energy saving ventilation using indoor heating, cooling and moisture recovery
- Free cooling possible when outdoor temperature is below indoor temperature (eg. during nighttime)
- Prevent energy losses from over-ventilation while improving indoor air quality with optional CO_2 sensor (J-series)
- Possibility to change ESP via wired remote control allows optimisation of the supply air volume (J - series)
- Can be used as stand alone or integrated in the Sky Air or VRV system
- Wide range of units: air flow rate from 150 up to 2,000 m^3/h
- Shorter installation time thanks to easy adjustment of nominal air flow rate, so less need for dampers compared with traditional installation
- No drain piping needed
- Can operate in over- and under pressure
- Total solution for fresh air with Daikin supply of both VAM / VKM and electrical heaters
- NEW VAM-J8 series are connectable to EKVDX DX coil for air processing

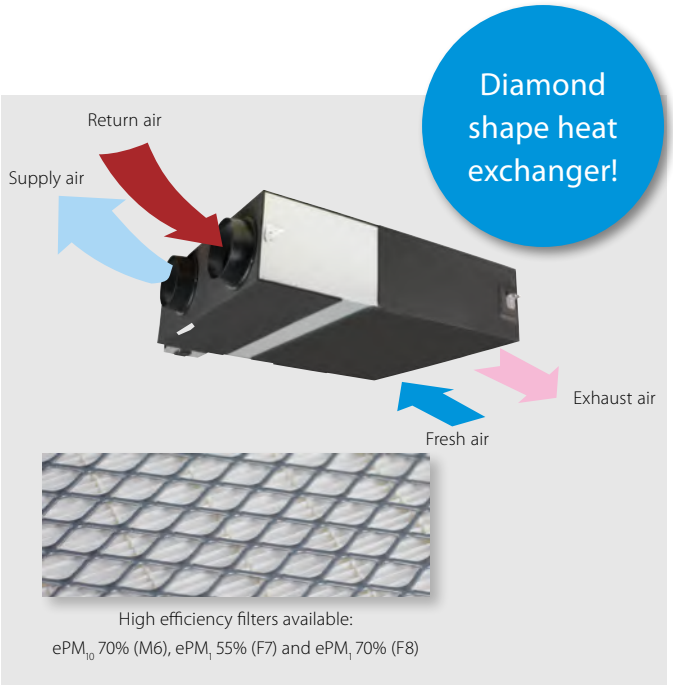

ErP COMPLIANT

More details and final information can be found by scanning or clicking the QR codes.

VAM-FC9 VAM-J8

Ventilation				VAM/VAM	150FC9	250FC9	350J8	500J8	650J8	800J8	1000J8	1500J8	2000J8
Power input - 50Hz	Heat exchange mode	Nom.	Ultra high/High/Low	kW	0.132/0.111/0.058	0.161/0.079/0.064	0.097/0.070/0.039	0.164/0.113/0.054	0.247/0.173/0.081	0.303/0.212/0.103	0.416/0.307/0.137	0.548/0.384/0.191	0.833/0.614/0.273
	Bypass mode	Nom.	Ultra high/High/Low	kW	0.132/0.111/0.058	0.161/0.079/0.064	0.085/0.061/0.031	0.148/0.100/0.045	0.195/0.131/0.059	0.289/0.194/0.086	0.417/0.300/0.119	0.525/0.350/0.156	0.835/0.600/0.239
Temperature exchange efficiency - 50Hz	Ultra high/High/Low			%	77.0(1)/72.0(2)/78.3(1)/72.3(2)/82.8(1)/73.2(2)	74.9(1)/69.5(2)/76.0(1)/70.0(2)/80.1(1)/72.0(2)	85.1/86.7/90.1	80.0/82.5/87.6	84.3/86.4/90.5	82.5/84.2/87.7	79.6/81.8/86.1	83.2/84.8/88.1	79.6/81.8/86.1
Enthalpy exchange efficiency - 50Hz	Cooling	Ultra high/High/Low		%	60.3(1)/61.9(1)/67.3(1)	60.3(1)/61.2(1)/64.5(1)	65.2/67.9/74.6	59.2/61.8/69.5	59.2/63.8/73.1	67.7/70.7/76.8	62.6/66.4/74.0	68.9/71.8/77.5	62.6/66.4/74.0
	Heating	Ultra high/High/Low		%	66.6(1)/67.9(1)/72.4(1)	66.6(1)/67.4(1)/70.7(1)	75.5/77.6/82.0	69.0/72.2/78.7	73.1/76.3/82.7	72.8/75.3/80.2	68.6/71.7/77.9	73.8/76.1/80.8	68.6/71.7/77.9
Operation mode					Heat exchange mode, bypass mode, fresh-up mode								
Heat exchange system					Air to air cross flow total heat (sensible + latent heat) exchange								
Heat exchange element					Specially processed non-flammable paper								
Dimensions	Unit	HeightxWidthxDepth		mm	285x776x525		301x1,113x886		368x1,354x920	368x1,354x1,172		731x1,354x1,172	
Weight	Unit			kg	24.0		46.5		61.5	79.0		157	
Casing	Material				Galvanised steel plate								
Fan	Air flow rate - 50Hz	Heat exchange mode	Ultra high/High/Low	m^3/h	150 /140 /105	250 /230 /155	350 (1)/300 (1)/200 (1)	500 (1)/425 (1)/275 (1)	650 (1)/550 (1)/350 (1)	800 (1)/680 (1)/440 (1)	1,000 (1)/850 (1)/550 (1)	1,500 (1)/1,275 (1)/825 (1)	2,000 (1)/1,700 (1)/1,100 (1)
		Bypass mode	Ultra high/High/Low	m^3/h	150 /140 /105	250 /230 /155	350 (1)/300 (1)/200 (1)	500 (1)/425 (1)/275 (1)	650 (1)/550 (1)/350 (1)	800 (1)/680 (1)/440 (1)	1,000 (1)/850 (1)/550 (1)	1,500 (1)/1,275 (1)/825 (1)	2,000 (1)/1,700 (1)/1,100 (1)
	External static pressure - 50Hz	Ultra high/High/Low		Pa	90 /87/40	70 /63/25	90 (1)/70.0 /50.0 (1)						
Air filter	Type				Multidirectional fibrous fleeces		Multidirectional fibrous fleeces (G3)						
Sound pressure level - 50Hz	Heat exchange mode	Ultra high/High/Low		dBA	27.0/26.0/20.5	28.0/26.0/21.0	34.5 (1)/32.0 (1)/29.0 (1)	37.5 (1)/35.0 (1)/30.5 (1)	39.0 (1)/36.0 (1)/31.0 (1)	39.0 (1)/36.0 (1)/30.5 (1)	42.0 (1)/38.5 (1)/32.5 (1)	42.0 (1)/39.0 (1)/33.5 (1)	45.0 (1)/41.5 (1)/36.0 (1)
	Bypass mode	Ultra high/High/Low		dBA	27.0/26.5/20.5	28.0/27.0/21.0	34.5 (1)/32.0 (1)/28.0 (1)	38.0 (1)/35.0 (1)/29.5 (1)	38.0 (1)/34.5 (1)/30.5 (1)	40.0 (1)/36.5 (1)/30.5 (1)	42.5 (1)/40.0 (1)/32.5 (1)	42.0 (1)/39.0 (1)/32.5 (1)	45.0 (1)/41.0 (1)/35.0 (1)
Operation range	Around unit			°CDB	-		0°C~40°CDB, 80% RH or less						
Connection duct diameter				mm	100	150	200		250			2x250	
Power supply	Phase/Frequency/Voltage			Hz/V	1~ ; 50/60 ; 220-240/220								
Current	Maximum fuse amps (MFA)			A	15.0		16.0						
Specific energy consumption (SEC)	Cold climate			$kWh/(m^2.a)$	-56.0 (5)	-60.5 (5)	-						
	Average climate			$kWh/(m^2.a)$	-22.1 (5)	-27.0 (5)	-						
	Warm climate			$kWh/(m^2.a)$	-0.100 (5)	-5.30 (5)	-						
SEC class					D / See note 5	B / See note 5	-						
Maximum flow rate at 100 Pa ESP	Flow rate			m^3/h	130	207	-						
	Electric power input			W	129	160	-						
Sound power level (Lwa)				dB	40	43	51	54	58		61	62	65
Annual electricity consumption				kWh/a	18.9 (5)	13.6 (5)	-						
Annual heating saved	Cold climate			kWh/a	41.0 (5)	40.6 (5)	-						
	Average climate			kWh/a	80.2 (5)	79.4 (5)	-						
	Warm climate			kWh/a	18.5 (5)	18.4 (5)	-						

(1)Measured according to JIS B 8628 | (2)Measured at reference flow rate according to EN13141-7 | (5) At reference flow rate in accordance with commission regulation (EU) No 1254/2014

Electrical heater for VAM

- Total solution for fresh air with Daikin supply of both VAM and electrical heaters
- Increased comfort in low outdoor temperature thanks to the heated outdoor air
- Integrated electrical heater concept (no additional accessories required)
- Standard dual flow and temperature sensor
- Flexible setting with adjustable setpoint
- Increased safety with 2 cut-outs: manual & automatic

More details and final information can be found by scanning or clicking the QR codes.

GSIEKA

GSIEKA		10009	15018	20024	25030	35530[1]
Capacity	kW	0.9	1.8	2.4	3.0	3.0
Duct diameter	mm	100	150	200	250	355
Connectable VAM		VAM150FC9	VAM250FC9	VAM350,500J8	VAM650J8, VAM800J8, VAM1000J8	VAM1500J8, VAM2000J8

			GSIEKA10009	GSIEKA15018	GSIEKA20024	GSIEKA25030	GSIEKA35530
Dimensions	Height	mm	171	221	271	321	426
	Depth	mm	100	150	200	250	355
	Width	mm	370	370	370	370	373
Minimum air velocity / airflow		m/s	1.5				
		m^3/h	45	100	170	265	535
Power supply			1~230 VAC/50Hz				
Nominal current		A	4.1	8.2	10.9	13.1	13.1
Heating power		kW	0.9	1.8	2.4	3.0	3.0
Connection duct diameter		mm	100	150	200	250	355
Operation range	Min.	°C	-40°C				
	Max.	°C	40°C				
	Rel. Humidity	%	90%				
Temperature sensor			10 kΩ at +25°C / TJ-K10K				
Temperature sensor range			- 30°C to 105°C				
Temperature set point range			- 10°C to 50°C				
LED indicators	LED 1	flashing every 5 seconds	heater is starting up				
		flashing every second	air flow detected, heating allowed				
		OFF	no power supply or no flow				
		ON	problem with duct temperature sensor, set point potentiometer or PTC airflow sensor				
	LED 2	OFF	heater is not operation				
		ON	heater is operating				
Ambient temperature adjacent to controller			0°C to +50°C				
Auto high temperature cut-out			50°C				
Manual reset high temperature cut-out			100°C				

EKVDX-A NEW

DX coil for post treatment of fresh air

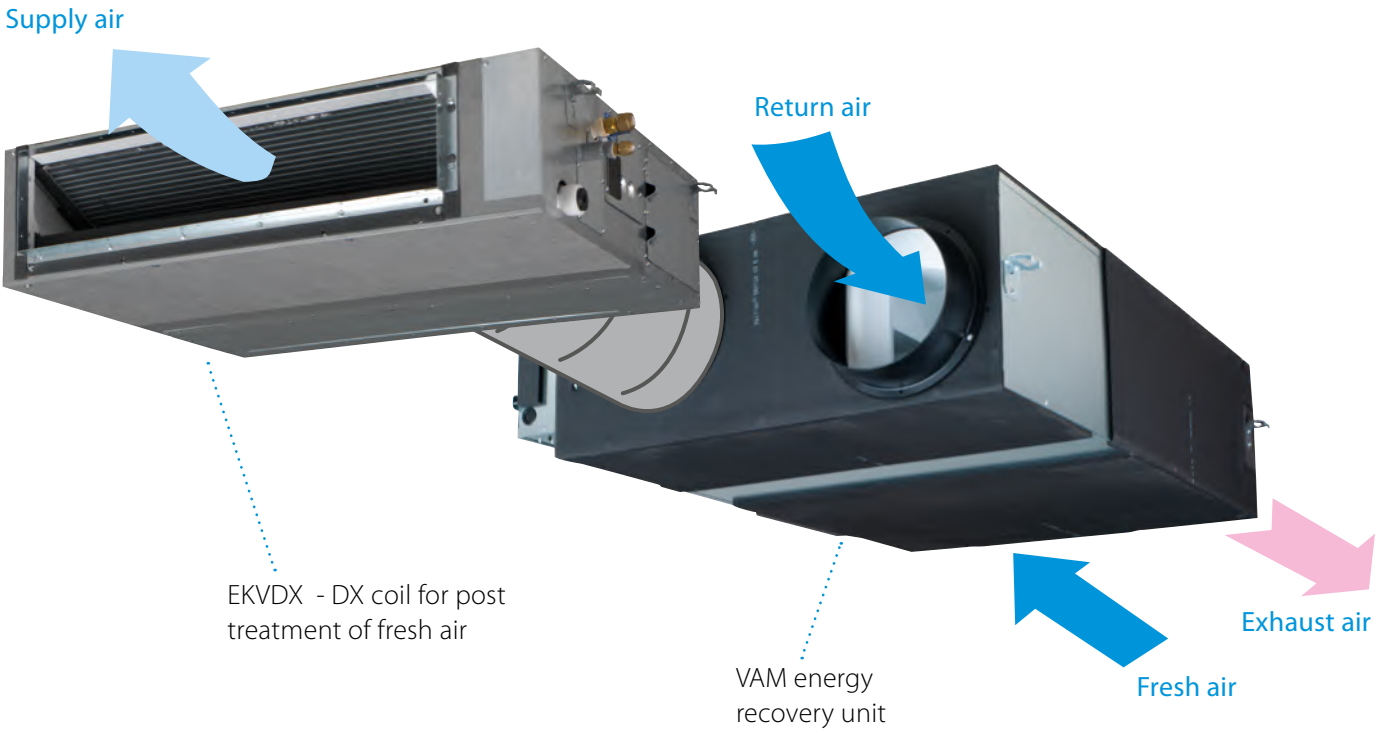

› Creates a high quality indoor environment by pre conditioning of incoming fresh air

› Maximum installation flexibility thanks to separate DX coil

• Different installation possibilities to suit the application

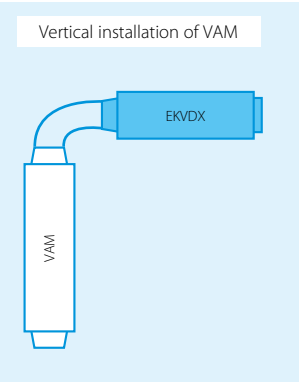

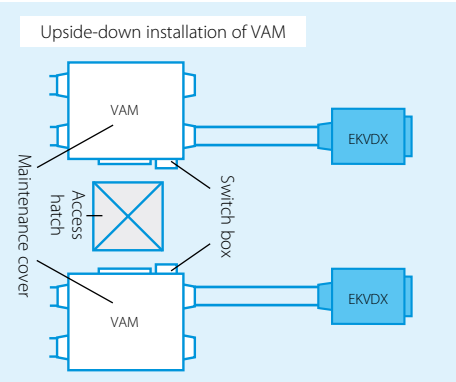

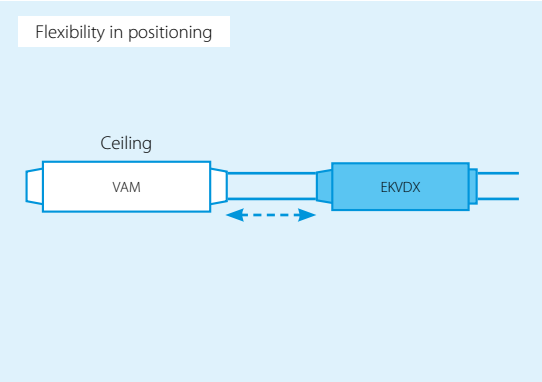

› Fresh air flows from 500 up to 2,000 m^3/h

› High ESP up to 150 Pa

› Can be integrated in both R-32/R-410A VRV systems

› Replaces VKM-GB range, delivering increased capacity range and reduced sound levels

NEW EKVDX-A

DX coil for air processing

Post heating or cooling of fresh air to lower the load on the air conditioning system

- Creates a high quality indoor environment by pre conditioning of incoming fresh air
- Maximum installation flexibility thanks to separate DX coil
- Wide range of units covering fresh air flows of 500 up to 2,000 m^3/h
- High ESP up to 150 Pa
- Can be integrated in both R-32/R-410A VRV systems



EKVDX50A

More details and final information can be found by scanning or clicking the QR codes.

EKVDX-A

					EKVDX32A	EKVDX50A	EKVDX80A	EKVDX100A
Power input - 50Hz	Cooling	Nom.		kW	0.035	0.035	0.035	0.035
	Heating	Nom.		kW	0.035	0.035	0.035	0.035
Casing	Material				Galvanised steel plate			
Insulation material					Opcell and anti-sweat material			
Dimensions	Unit	Height		mm	250			
		Width		mm	550	700	1,000	1,400
		Depth		mm	809			
Weight	Unit			kg	19	23.4	30.1	37.7
Operation range	Around unit			°CDB	10°C~40°CDB, 80% RH or less			
	On coil temperature	Cooling	Max.	°CDB	35			
		Heating	Min.	°CDB	11			
Piping connections	Liquid	OD		mm	6.35			
	Gas	OD		mm	12.7			
	Drain				VP20 (I.D. 20/O.D. 26), drain height 625 mm			
Refrigerant	Type				R410A/R32			
	GWP				2,087.5/675			
Heat exchange system					Direct expansion			
Power supply	Phase				single phase			
	Frequency			Hz	50/60			
	Voltage			V	220-240/220			

					EKVDX32A + VAM500J8	EKVDX50A + VAM650J8	EKVDX50A + VAM800J8	EKVDX80A + VAM1000J8	EKVDX100A + VAM1500J8	EKVDX100A + VAM2000J8
Cooling capacity	Total (VAM+DX coil)		At ultra high fan speed	kW	5.1	7.1	8.6	9.3	15.4	18.4
	DX coil		At ultra high fan speed	kW	3.4	4.8	5.5	5.7	9.5	11.2
			At high fan speed	kW	2.7	4.1	4.4	4.5	8.8	9.2
Heating capacity	Total (VAM+DX coil)		At ultra high fan speed	kW	6.7	8.5	11	11.9	18.7	22.9
	DX coil		At ultra high fan speed	kW	4.2	5.1	6.9	7	10.8	13
			At high fan speed	kW	3.6	4.6	5.8	6.3	9.6	11.7
Fan	Air flow rate - 50Hz	Heat exchange mode	Ultra high	m^3/h	500	650	800	1000	1500	2000
			High	m^3/h	425	550	680	850	1275	1700
		Bypass mode	Ultra high	m^3/h	500	650	800	1000	1500	2000
			High	m^3/h	425	550	680	850	1275	1700
	External static pressure - 50Hz	Maximum		Pa	81.9	73.0	133.7	106.0	153.6	92.1
		Ultra high		Pa	51.9	43.0	23.7	26.0	43.6	12.1
		High		Pa	39.0	33.9	19.4	21.4	35.1	11.9
Sound pressure level - 50Hz	Cooling		Ultra high	dBA	32	34	35.5	40.5	38.5	43.5
			High	dBA	30.5	32	34	38	37	40
	Heating		Ultra high	dBA	32.5	34.5	36	40.5	39	44
			High	dBA	31.5	32	34	38.5	37	40.5
Current	Maximum fuse amps (MFA)			A	6	6	6	6	16	16

The heat reclaim ventilation unit and the EKVDX indoor unit MUST share the same electrical safety devices and power supply

Energy recovery ventilation, humidification and air processing

Post heating or cooling of fresh air for lower load on the air conditioning system

- Energy saving ventilation using indoor heating, cooling and moisture recovery
- Creates a high quality indoor environment by pre conditioning of incoming fresh air
- Humidification of the fresh air results in comfortable indoor humidity level, even during heating
- Free cooling possible when outdoor temperature is below indoor temperature (eg. during nighttime)
- Low energy consumption thanks to DC fan motor
- Prevent energy losses from over-ventilation while improving indoor air quality with optional CO_2 sensor
- Shorter installation time thanks to easy adjustment of nominal air flow rate, so less need for dampers compared with traditional installation
- Specially developed heat exchange element with High Efficiency Paper (HEP)
- Can operate in over- and under pressure

VKM80-100GBM

More details and final information can be found by scanning or clicking the QR codes.

VKM-GBM

Ventilation				VKM-GBM	50GBM	80GBM	100GBM
Power input - 50Hz	Heat exchange mode	Nom.	Ultra high/ High/Low	kW	0.270/0.230/0.170	0.330/0.280/0.192	0.410/0.365/0.230
	Bypass mode	Nom.	Ultra high/ High/Low	kW	0.270/0.230/0.170	0.330/0.280/0.192	0.410/0.365/0.230
Fresh air conditioning load	Cooling			kW	4.71 / 1.91 / 3.5	7.46 / 2.96 / 5.6	9.12 / 3.52 / 7.0
	Heating			kW	5.58 / 2.38 / 3.5	8.79 / 3.79 / 5.6	10.69 / 4.39 / 7.0
Temperature exchange efficiency - 50Hz	Ultra high/High/Low			%	76/76/77.5	78/78/79	74/74/76.5
Enthalpy exchange efficiency - 50Hz	Cooling	Ultra high/High/Low		%	64/64/67	66/66/68	62/62/66
	Heating	Ultra high/High/Low		%	67/67/69	71/71/73	65/65/69
Operation mode					Heat exchange mode / Bypass mode / Fresh-up mode		
Heat exchange system					Air to air cross flow total heat (sensible + latent heat) exchange		
Heat exchange element					Specially processed non-flammable paper		
Humidifier	System				Natural evaporating type		
Dimensions	Unit	HeightxWidthxDepth		mm	387x1,764x832	387x1,764x1,214	
Weight	Unit			kg	100	119	123
Casing	Material				Galvanised steel plate		
Fan-Air flow rate - 50Hz	Heat exchange mode	Ultra high/High/Low		m^3/h	500/500/440	750/750/640	950/950/820
	Bypass mode	Ultra high/High/Low		m^3/h	500/500/440	750/750/640	950/950/820
Fan-External static pressure - 50Hz	Ultra high/High/Low			Pa	200/150/120	205/155/105	110/70/60
Air filter	Type				Multidirectional fibrous fleeces		
Sound pressure level - 50Hz	Heat exchange mode	Ultra high/High/Low		dBA	38/36/34	40/37.5/35.5	40/38/35.5
	Bypass mode	Ultra high/High/Low		dBA	39/36/34.5	41/38/36	41/39/35.5
Operation range	Around unit			°CDB	0°C~40°CDB, 80% RH or less		
	Supply air			°CDB	-15°C~40°CDB, 80% RH or less		
	Return air			°CDB	0°C~40°CDB, 80% RH or less		
	On coil temperature	Cooling/Max./Heating/Min.		°CDB	-15/43		
Refrigerant	Control				Electronic expansion valve		
	Type				R-410A		
	GWP				2,087.5		
Connection duct diameter				mm	200	250	
Piping connections	Liquid	OD		mm	6.35		
	Gas	OD		mm	12.7		
	Water supply			mm	6.4		
	Drain				PT3/4 external thread		
Power supply	Phase/Frequency/Voltage			Hz/V	1~/50/220-240		
Current	Maximum fuse amps (MFA)			A	15		

Daikin's
air handling units solutions

You will find your match

Why choose Daikin air handling units with a DX connection?

Simplifying business

The unique total solution approach by Daikin helps businesses to propose better cross-pillar solutions, to increase their success ratio by providing unmatchable product combinations to the end-user and to simplify the life of installers by supplying high-quality products coming from the same manufacturer. Contrary to other manufacturers, Daikin does not use OEM products in its AHU with DX offer. Many competitors are either offering OEM DX outdoor units or OEM AHU which create additional problems when warranties or faults arise. **Having a single interface for your business makes Daikin the right choice.**

One-stop shop

Daikin is the only global manufacturer in the market **capable of offering a true Plug & Play solution** where Daikin AHUs manufactured by Daikin Applied Europe and certified by Eurovent, offer off-the-shelf compatibility with Daikin's unique VRV outdoor unit range for the best performance in the market. This unique integration of cross-pillar products under the same umbrella, gives the customer both peace-of-mind and added value when promoting a total solution approach.

Complete range of possibilities

Thanks to the **most complete offer in the market**, Daikin has the solution for all types of commercial applications requiring fresh air. Daikin provides ventilation solutions based on AHU from 2,500 m^3/h up to 140,000 m^3/h either with natural heat recovery or more advanced ventilation solutions where a VRV outdoor unit can be connected to the Daikin AHU for ultimate climate control. The harmonized control, between the VRV outdoor unit and the AHU, offer outstanding reliable operation of the system when connected to an iTM.

Advantages

- Unique manufacturer offering a complete range
- Plug & Play solution
- Direct iTM compatibility

Why use VRV and ERQ condensing units for connection to air handling units?

High Efficiency

Daikin heat pumps are renowned for their high energy efficiency. Integrating the AHU with a high efficiency heat pump system lower the carbon footprint of the building.

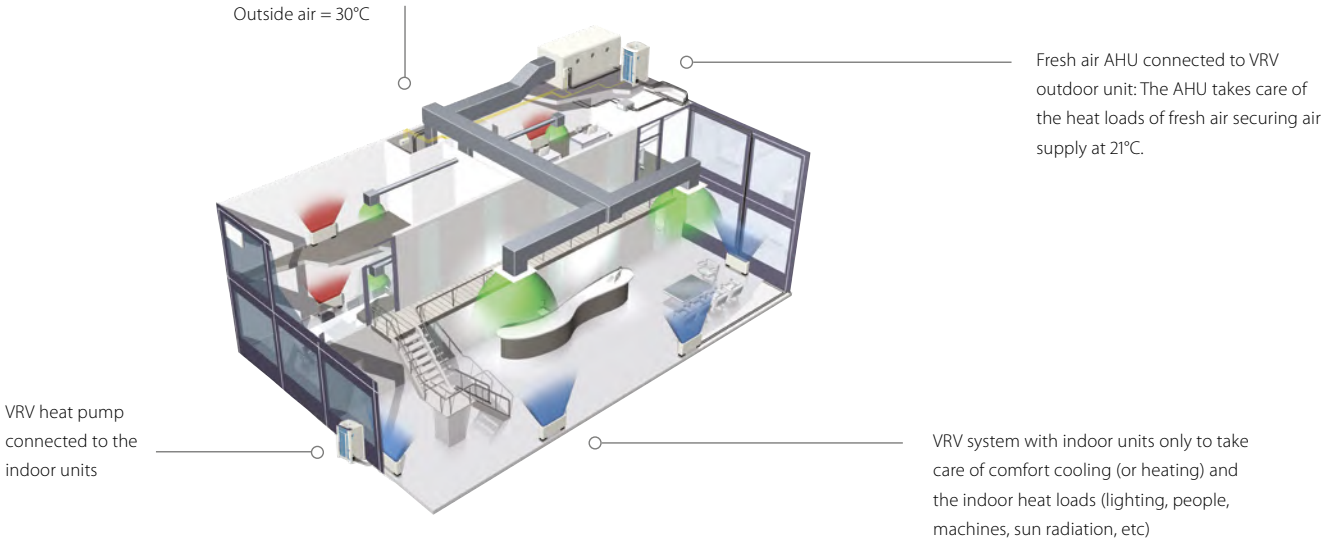

Fast response to changing loads resulting in high comfort levels

Daikin ERQ and VRV units respond rapidly to fluctuations in supply air temperature, resulting in a steady indoor temperature and resultant high comfort levels for the end user. The ultimate is the VRV range which improves comfort even more by offering continuous heating, also during defrost.

Easy Design and Installation

The system is easy to design and install since no additional water systems such as boilers, tanks and gas connections etc. are required. This also reduces both the total system investment and running cost.

Daikin Fresh air package

› Plug & Play connection between VRV/ERQ and the entire D-AHU modular range.
› Factory fitted and welded DX coil control and expansion valve kits.

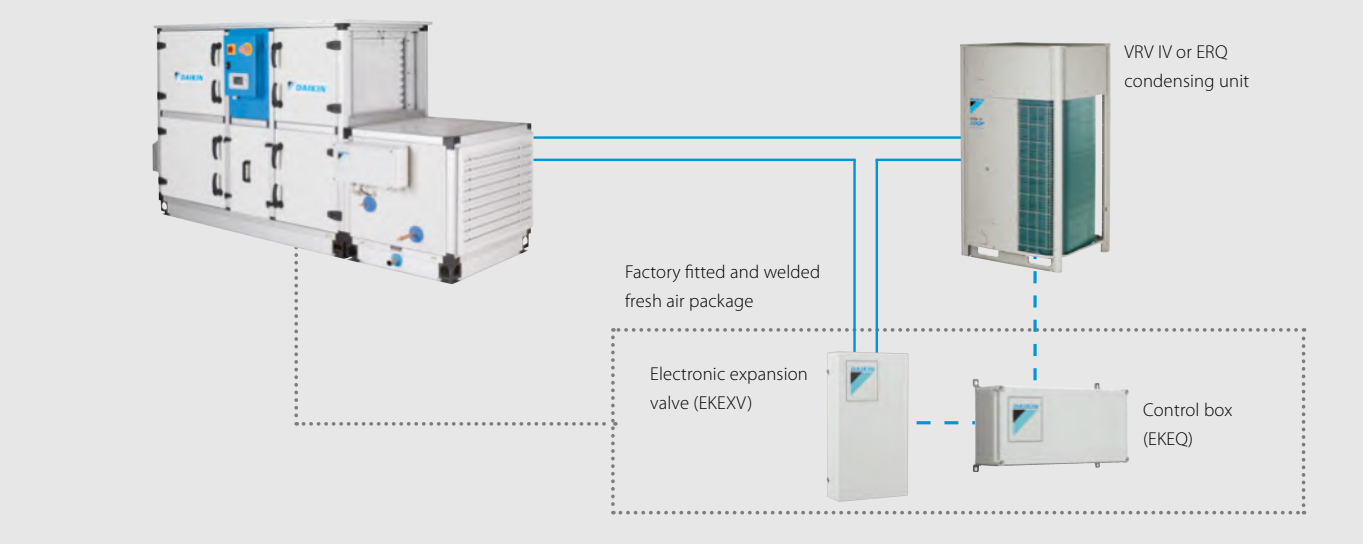

In order to maximise installation flexibility, 4 types of control systems are offered

W control: Off the shelf control of air temperature (discharge temperature, suction temperature, room temperature) via any DDC controller, easy to setup
X control: Precise control of air temperature (discharge temperature, suction temperature, room temperature) requiring a preprogrammed DDC controller (for special applications)

Z control: Control of air temperature (suction temperature, room temperature) via Daikin control (no DDC controller needed)
Y control: Control of refrigerant (Te/Tc) temperature via Daikin control (no DDC controller needed)

1. W control (T_d/T_s/T_{room} control):

Air temperature control via DDC controller
Room temperature is controlled as a function of the air handling unit suction or discharge air (customer selection). The DDC controller is translating the temperature difference between set point and air suction temperature (or air discharge temperature or room temperature) into a proportional 0-10V signal which is transferred to the Daikin control box (EKEQFCBA). This voltage modulates the capacity requirements of the outdoor unit.

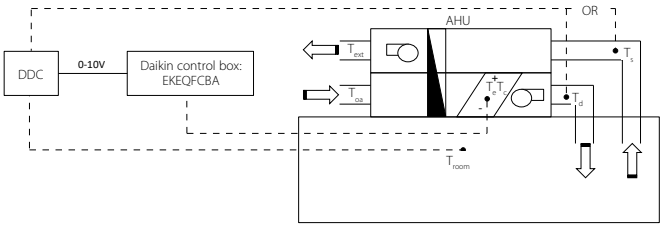

2. X control (T_d/T_s/T_{room} control):

Precise air temperature control via DDC controller
Room temperature is controlled as a function of the air handling unit suction or discharge air (customer selection). The DDC controller is translating the temperature difference between set point and air suction temperature (or air discharge temperature or room temperature) into a reference voltage (0-10V) which is transferred to the Daikin control box (EKEQFCBA). This reference voltage will be used as the main input value for the compressor frequency control.

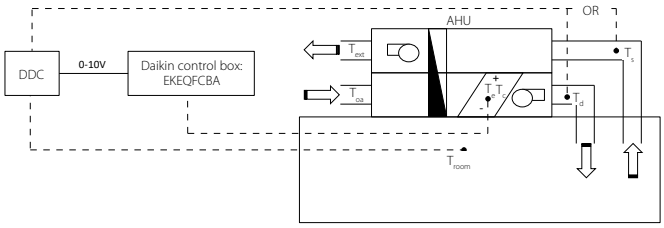

3. Y control (T_e/T_c control):

By fixed evaporating /condensing temperature
A fixed target evaporating or condensing temperature can be set by the customer. In this case, room temperature is only indirectly controlled. A Daikin wired remote control (BRC1* - optional) have to be connected for initial set-up but not required for operation.

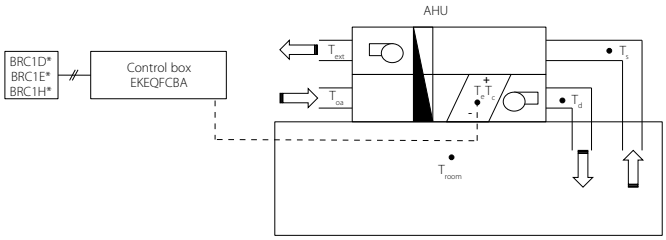

4. Z control T_d / T_{room} control):

Control your AHU just like a VRV indoor unit (100% recirculation air application)
Allows the possibility to control the AHU just like a VRV indoor unit. Meaning temperature control will be focused on return air temperature from the room into the AHU. Requires BRC1* for operation. The only control that allows the combination of other indoor units to the AHU at the same time.

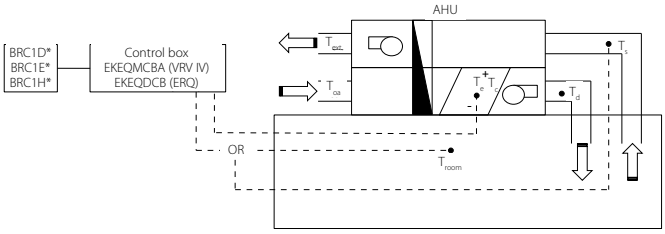

T_d = Discharge (supply) air temperature
T_{ext} = Extraction air temperature
T_s = Suction (return) air temperature
T_e = Evaporating temperature
T_{oa} = Outdoor air temperature
T_c = Condensing temperature
T_{room} = Room air temperature

	Option kit	Features
Possibility W	EKEQFCBA	Off-the-shelf DDC controller that requires no pre-configuration
Possibility X		Pre-configured DDC controller required
Possibility Y		Using fixed evaporating temperature, no set point can be set using remote control
Possibility Z	EKEQDCB EKFQMCBA*	Using Daikin infrared remote control BRC1* Temperature control using air suction temperature or room temperature (via remote sensor)

* EKEQMCB (for 'multi' application)

VRV - for larger capacities (from 8 to 54HP)

An advanced solution for both pair and multi application

› Inverter controlled units
› Heat pump
› Heat recovery only for mix application with indoor units without hydrobox. For 100% recirculation AHUs only used as a VRV indoor unit.
› R-410A
› Control of room temperature via Daikin control
› Large range of expansion valve kits available
› BRC1H* is used to set the set point temperature (connected to the EKEQMCBA).
› Connectable to all VRV heat recovery and heat pump systems (VRV H/R and VRV-i only connectable with Z control)

Pair application

One ERQ or VRV IV **heat pump** (system) connected to **one AHU** through **one** refrigerant **circuit**
› with W, X, Y and Z control
› not allowed for VRV H/R

One VRV IV **heat pump** (system) connected to the **interlaced coil** of one AHU through **several** refrigerant **circuits**
› with W, X and Y control
› not allowed for VRV H/R and VRV-i



Several ERQ or VRV IV **heat pumps** connected to the **interlaced coil** of one AHU through **several** refrigerant **circuits**
› with W, X and Y control
› not allowed for VRV H/R and VRV-i



Multi application

One VRV IV **heat pump** connected to **several AHUs**
› with Z control
› not allowed for VRV H/R
› no interlaced coil possible



Mix application

VRV indoor units and AHU(s) mixed in the same VRV IV heat pump or heat recovery system
› with Z control
› no interlaced coil possible
› hydrobox not possible



Refrigerant piping
F1-F2
P1-P2

For more information on the limitations applying on all the above application types, please refer to the relevant databooks of EKEXV and EKEQ with guidelines and other information on the selection process.

ERQ - for smaller capacities (from 100 to 250 class)

A basic fresh air solution for pair application

- Inverter controlled units
- Heat pump
- R-410A
- Wide range of expansion valve kits available
- Perfect for the Daikin Modular air handling unit

The "Daikin Fresh Air Package" provides a complete Plug & Play Solution including AHU, ERQ or VRV Condensing Unit and all unit control (EKEQ, EKEX, DDC controller) factory mounted and configured. The easiest solution with only one point of contact.

ERQ-AW1

More details and final information can be found by scanning or clicking the QR codes.

ERQ-AV1

ERQ-AW1

Ventilation			ERQ	100AV1	125AV1	140AV1
Capacity range			HP	4	5	6
Cooling capacity	Nom.		kW	11.2	14.0	15.5
Heating capacity	Nom.		kW	12.5	16.0	18.0
Power input	Cooling	Nom.	kW	2.81	3.51	4.53
	Heating	Nom.	kW	2.74	3.86	4.57
EER				3.99		3.42
COP				4.56	4.15	3.94
Dimensions	Unit	HeightxWidthxDepth	mm	1,345x900x320		
Weight	Unit		kg	120		
Casing	Material			Painted galvanized steel plate		
Fan-Air flow rate	Cooling	Nom.	m^3/min	106		
	Heating	Nom.	m^3/min	102	105	
Sound power level	Cooling	Nom.	dBA	66	67	69
Sound pressure level	Cooling	Nom.	dBA	50	51	53
	Heating	Nom.	dBA	52	53	55
Operation range	Cooling	Min./Max.	°CDB	-5/46		
	Heating	Min./Max.	°CWB	-20/15.5		
	On coil temperature	Heating/Min./Cooling/Max.	°CDB	10/35		
Refrigerant	Type			R-410A		
	Charge		kg	4.0		
			TCO_2eq	8.4		
	GWP			2,087.5		
	Control			Expansion valve (electronic type)		
Piping connections	Liquid	OD	mm	9.52		
	Gas	OD	mm	15.9		19.1
	Drain	OD	mm	26x3		
Power supply	Phase/Frequency/Voltage		Hz/V	1N~/50/220-240		
Current	Maximum fuse amps (MFA)		A	32.0		

Ventilation			ERQ	125AW1	200AW1	250AW1
Capacity range			HP	5	8	10
Cooling capacity	Nom.		kW	14.0	22.4	28.0
Heating capacity	Nom.		kW	16.0	25.0	31.5
Power input	Cooling	Nom.	kW	3.52	5.22	7.42
	Heating	Nom.	kW	4.00	5.56	7.70
EER				3.98	4.29	3.77
COP				4.00	4.50	4.09
Dimensions	Unit	HeightxWidthxDepth	mm	1,680x635x765	1,680x930x765	
Weight	Unit		kg	159	187	240
Casing	Material			Painted galvanized steel plate		
Fan-Air flow rate	Cooling	Nom.	m^3/min	95	171	185
	Heating	Nom.	m^3/min	95	171	185
Sound power level	Nom.		dBA	72	78	
Sound pressure level	Nom.		dBA	54	57	58
Operation range	Cooling	Min./Max.	°CDB	-5/43		
	Heating	Min./Max.	°CWB	-20/15		
	On coil temperature	Heating/Min./Cooling/Max.	°CDB	10/35		
Refrigerant	Type			R-410A		
	Charge		kg	6.2	7.7	8.4
			TCO_2eq	12.9	16.1	17.5
	GWP			2,087.5		
	Control			Electronic expansion valve		
Piping connections	Liquid	OD	mm	9.52		
	Gas	OD	mm	15.9	19.1	22.2
Power supply	Phase/Frequency/Voltage		Hz/V	3N~/50/400		
Current	Maximum fuse amps (MFA)		A	16	25	

Integration of ERQ and VRV in third party air handling units

a wide range of expansion valve kits and control boxes

Combination table

		Control box			Expansion valve kit										Mixed connection with VRV indoor units
		EKEQDCB	EKEQFCBA	EKEQMCBA	EKEXV50	EKEXV63	EKEXV80	EKEXV100	EKEXV125	EKEXV140	EKEXV200	EKEXV250	EKEXV400	EKEXV500	
		Z control	W,X,Y control	Z control	-	-	-	-	-	-	-	-	-	-	
1-phase	ERQ100	P (1)	P	-	-	P	P	P	P	-	-	-	-	-	Not possible
	ERQ125	P (1)	P	-	-	P	P	P	P	P	-	-	-	-	
	ERQ140	P (1)	P	-	-	-	P	P	P	P	-	-	-	-	
3-phase	ERQ125	P (1)	P	-	-	P	P	P	P	P	-	-	-	-	
	ERQ200	P (1)	P	-	-	-	-	P	P	P	P	P	-	-	
	ERQ250	P (1)	P	-	-	-	-	-	P	P	P	P	-	-	
VRV IV H/P VRV IV C-series VRV IV high ambient VRV IV W-series VRV IV S-series		-	P	P (1) / n2 (1)											Possible (not mandatory)
VRV IV i-series		-	-												
VRV IV H/R		-	-	n1											Mandatory (no hydrobox)

- P (pair application) - One or more outdoor units connected to an (interlaced) coil of one AHU. To determine exact configuration please refer to the engineering data book.
- n1 (only mix application) - Combination of (multiple) AHU(s) and VRV DX indoor(s) is mandatory. To determine the exact configuration please refer to the engineering data book.
- n2 (mix or multi application) - Combination of (multiple) AHU(s) with (mix application) or without (multi application) VRV DX indoor(s). To determine the exact configuration please refer to the engineering data book.
- Control box EKEQFA can be connected to some types of VRV IV outdoor units (with a maximum of 3 boxes per unit). Do not combine EKEQFA control boxes with VRV DX indoor units, RA indoor units or hydroboxes

(1) No interlaced coil possible with Z control

Capacity table

Cooling

EKEXV Class	Allowed heat exchanger capacity (kW)			Allowed heat exchanger volume (dm³)	
	Minimum	Standard	Maximum	Minimum	Maximum
50	5.0	5.6	6.2	1.33	1.65
63	6.3	7.1	7.8	1.66	2.08
80	7.9	9.0	9.9	2.09	2.64
100	10.0	11.2	12.3	2.65	3.30
125	12.4	14.0	15.4	3.31	4.12
140	15.5	16.0	17.6	4.13	4.62
200	17.7	22.4	24.6	4.63	6.60
250	24.7	28.0	30.8	6.61	8.25
400	35.4	45.0	49.5	9.26	13.2
500	49.6	56.0	61.6	13.2	16.5

Saturated evaporating temperature: 6°C
Air temperature: 27°C DB / 19°C WB

Heating

EKEXV Class	Allowed heat exchanger capacity (kW)			Allowed heat exchanger volume (dm³)	
	Minimum	Standard	Maximum	Minimum	Maximum
50	5.6	6.3	7.0	1.33	1.65
63	7.1	8.0	8.8	1.66	2.08
80	8.9	10.0	11.1	2.09	2.64
100	11.2	12.5	13.8	2.65	3.30
125	13.9	16.0	17.3	3.31	4.12
140	17.4	18.0	19.8	4.13	4.62
200	19.9	25.0	27.7	4.63	6.60
250	27.8	31.5	34.7	6.61	8.25
400	39.8	50.0	55.0	9.26	13.2
500	55.1	63.0	69.3	13.2	16.5

Saturated condensing temperature: 46°C
Air temperature: 20°C DB

EKEXV - Expansion valve kit for air handling applications

Ventilation			EKEXV	50	63	80	100	125	140	200	250	400	500
Dimensions	Unit		mm	401x215x78									
Weight	Unit		kg	2.9									
Sound pressure level	Nom.		dBA	45									
Operation range	On coil temperature	Heating Min.	°CDB	10 (1)									
		Cooling Max.	°CDB	35 (2)									
Refrigerant	Type / GWP			R-410A / 2.087,5									
Piping connections	Liquid	OD	mm	6.35	9.52							12.7	15.9

(1) The temperature of the air entering the coil in heating mode can be reduced to -5°CDB. Contact your local dealer for more information. (2) 45% Relative humidity.

EKEQ - Control box for air handling applications

Ventilation		EKEQ	FCBA	DCB	MCBA
Application			Pair	Pair	Pair/Multi/Mix
Outdoor unit			ERQ / VRV	ERQ	VRV
Dimensions	Unit	mm	132x400x200		
Weight	Unit	kg	3.9	3.6	
Power supply	Phase/Frequency/Voltage	Hz/V	1~/50/230		

The combination of EKEQFCBA and ERQ is in pair application. The EKEQFCBA can be connected to some type of VRV IV outdoor units with a maximum of 3 control boxes. The combination with DX indoor units, hydroboxes, RA outdoor units, ... is not allowed. Refer to the combination table drawing of the outdoor unit for details.

For more information refer to the **EKEXV** or **EKEQ** databooks

VRV IV+ in mix application with VRV indoor units and Modular R AHU

Astropure 2000, Air Purifier for Commercial Applications

Plug & play, mobile recirculation unit with high efficiency filtration – for better indoor air quality in commercial spaces

› For areas where additional, extra high, filtration performance is needed.
› Airflow rate up to 2,000 m^3/h
› HEPA H14 filter in accordance with EN1822
› Pre-filter options up to ISO Coarse 70%
› Optional UV germicidal irradiation (UVGI)
› Insulated double-wall construction provides whisper-quiet operation down to 35 dB(A)
› Easy installation, operation, and maintenance in a totally self-contained system
› For commercial areas up to 200m^2

Applications

Schools and Universities

Commercial Buildings

Healthcare

Hospitality

Shops and Shopping malls

Models

Model	BR00000554	BR00000749	BR00000676	BR00000751	BR00000678	BR00000752
Plug type	EU	UK	EU	UK	EU	UK
HEPA Filter (H14)	✓		✓		✓	
LCD Screen			✓		✓	
Activ. Carbon (Gas phase) pre-filter			✓		✓	
UV light					✓	

Providing high-efficiency 2-stage filtration

Standard prefilter

All units are delivered with a prefilter, increasing filter life and protecting the installed HEPA filter

RedPleat - 4531002424

› Delivered with BR00000554/749
› ISO 16890: ISO coarse 70%
› Available with Antimicrobial treated media (RedPleat ULTRA)

RedPleat Carb - 4139002424

› Delivered with BR00000676/751/678/752
› ISO 16890: ISO coarse 65%
› Effectively removes offensive odors

Main filter

The HEPA filter features eFRM filtration media which combines ultra-high efficiency and particulate loading to remove 99.99% of dust, pollen, mold, bacteria, viruses, and any airborne particle with a size of 0.3 microns or greater.

AstroCel III - 1493299990

› H14 filtration efficiency according EN 1822
› V-shaped filter configuration, combined with microglass media, delivers higher flow and the lowest possible pressure drop vs traditional box style HEPA filters
› Compatible with Discrete Particle Counter (DPC) and photometric test methods as access and instrumentation allow

NEW BR00000554/676/678/749/751/752

Astropure 2000, Air Purifier for Commercial Applications

Plug & play, mobile recirculation unit with high efficiency filtration – for better indoor air quality in commercial spaces

- Airflow rate up to 2000 m^3/h
- HEPA H14 filter in accordance with EN1822
- Optional touch sensitive LCD Display (BR00000676/678/751/751)
- Optional UV-C light module (BR00000678/752)
- Insulated double-wall construction provides whisper-quiet operation
- Activated carbon filter
- Sliding tray design provides easy access and servicing of filters
- Designed with internal variable fan speed (electronically commutated) to meet specific application requirements
- Suitable for in-room use or sheltered outdoor installation
- CE-compliance, VDI 6022 guided design

BR00000678/752

More details and final information can be found by scanning or clicking the QR codes.

BR00000554 BR00000676 BR00000678

Ventilation				BR00000554	BR00000749	BR00000676	BR00000751	BR00000678	BR00000752
Features	Plug type			EU	UK	EU	UK	EU	UK
	HEPA Filter (H14)			✓		✓		✓	
	LCD Screen					✓		✓	
	Activ. Carbon (Gas phase) pre-filter					✓		✓	
	UV light							✓	
Design air flow rate			m^3/h	2,000					
Application				Floor standing type					
Casing	Colour			Painted galvanized steel finish					
Dimensions	Unit	HxWxD	mm	1,628 X 720 x 770					
Weight	Unit		kg	150 (depending on version)					
Pre-filter	Dust collecting method			Prefilter RedPleat, ISO Coarse 70%		Prefilter RedPleat Carb, ISO Coarse 65% gas phase filter			
HEPA filter	Bacteria filtering method			Astrocel III HEPA H14					
Air purifying operation	Power input	High fan speed	kW	0.379					
UV-irridiation unit	Power input		kW	-				0.025	
Sound pressure level	Air purifying operation	High fan speed	dBA	55.9					
Fan Motor				Stepless adjustable					
Safety devices	Item			Safety switch (operation stops when the back door is open)					
Standard Accessories	Prefilter			1					
	HEPA filter			1					
	Quick Start and Maintenance Guide			1					
	Installation and Operation Manual			1 (download)					
Power cord			m	3					
Power supply	Phase			1~					
	Frequency		Hz	50/60					
	Voltage		V	230					
Running current	Air purifying operation	High fan speed	A	1.73					

		Heat Recovery Ventilation - Modular L (Smart)						
		ALB02LBS/RBS	ALB03LBS/RBS	ALB04,05 LBS/RBS	ALB06,07 LBS/RBS	VAM 50FC9	VAM 250FC9	VAM 350J8
Individual control systems	**BRC301B61** VAM wired remote control	•	•	•	•	•	•	•
	Madoka **BRC1H52W** (White) / **BRC1H52S** (Silver) / **BRC1H52K** (Black) User-friendly wired remote controller with premium design	•	•	•	•	•	•	•
	BRC1E53A/B/C Wired remote control with full-text interface and back-light	•	•	•	•	•	•	•
	BRC1D52 Standard wired remote control with weekly timer	•	•	•	•	•	•	•
Centralised control systems	**DCC601A51** intelligent Tablet Controller	•	•	•	•	•	•	•
	DCS601C51 intelligent Touch Controller	•	•	•	•	•	•	•
	DCS302C51 Central remote control	•	•	•	•	•	•	•
	DCS301B51 Unified ON/OFF control	•	•	•	•	•	•	•
Building Management System & Standard protocol interface	**DCM601A51** intelligent Touch Manager	•	•	•	•	•	•	•
	EKMBDXB Modbus interface	•	•	•	•	•	•	•
	DMS502A51 BACnet Interface	•	•	•	•	•	•	•
	DMS504B51 LonWorks Interface	•	•	•	•	•	•	•
Filters	Coarse 55% (G4)	ALF02G4A	ALF03G4A	ALF05G4A	ALF07G4A			
	ePM10 75% (M5)	ALF02M5A	ALF03M5A	ALF05M5A	ALF07M5A			
	ePM10 70% (M6)							EKAFVJ50F6
	ePM1 50% (F7)	ALF02F7A	ALF03F7A	ALF05F7A	ALF07F7A			
	ePM1 60% (F7)							EKAFVJ50F7
	ePM_1 70% (F8)							EKAFVJ50F8
	ePM1 80% (F9)	ALF02F9A	ALF03F9A	ALF05F9A	ALF07F9A			
	High efficiency filter							
	Replacement air filter							
Mechanical accessories	Rail	ALA02RLA	ALA03RLA	ALA05RLA	ALA07RLA			
	Rectangular to round duct transition	ALA02RCA	ALA03RC	ALA05RCA	ALA07RCA			
	Separate plenum							
CO_2 sensor		BRYMA200	BRYMA200	BRYMA200	BRYMA200			BRYMA65
Electrical heater for pre treatment of fresh air		ALD02HEFB	ALD03HEFB	ALD05HEFB	ALD07HEFB	GSIEKA10009	GSIEKA15018	GSIEKA20024
NEW **DX coil for post treatment of fresh air**								
Silencer (900mm depth)		ALS0290A	ALS0390A	ALS0590A	ALS0790A			
Electrical accessories	Wiring adapter for external monitoring/control (controls 1 entire system)					KRP2A51 (2)	KRP2A51	KRP2A51 (2)
	Adapter PCB for humidifier							
	Adapter PCB for third party heater					BRP4A50A	BRP4A50A	BRP4A50A (4)
	External wired temperature sensor							
	Adapter PCB Mounting plate					EKMP25VAM	EKMP25VAM	
	Installation box for adaptor PCB					KRP1BB101	KRP1BB101	KRP1BB101

Notes
(1) Do not connect the system to DIII-net devices LONWorks interface, BACnet interface, …; (intelligent Touch Manager, EKMBDXA are allowed)
(2) Installation box KRP1BB101 needed
(3) Adapter PCB mounting plate needed, applicable model can be found in the table above
(4) 3rd party heater and 3rd party humidifier cannot be combined
(5) Installation box KRP50-2A90 needed
(6) Contains 1 plenum and can be used for half side of the unit (up to 4 plenums can be used on 1 unit)
(7) Available only with optional plenum
(8) To be combined with option BRP4A50A using external 230VAC with local supplied circuit breaker (max. 3A)

Energy recovery ventilation - VAM						Energy recovery ventilation VKM			Air handling unit applications		
VAM 500J8	VAM 650J8	VAM 800J8	VAM 1000J8	VAM 1500J8	VAM 2000J8	VKM 50GBM	VKM 80GBM	VKM 100GBM	EKEQFCBA (1)	EKEQDCB (1)	EKEQMCBA (1)
•	•	•	•	•	•						
•	•	•	•	•	•	•	•	•	•	•	•
•	•	•	•	•	•	•	•	•	•	•	•
•	•	•	•	•	•	•	•	•	•	•	•
•	•	•	•	•	•	•	•	•	•	•	•
•	•	•	•	•	•	•	•	•	•	•	•
•	•	•	•	•	•	•	•	•			
•	•	•	•	•	•	•	•	•			
•	•	•	•	•	•	•	•	•	•	•	•
•	•	•	•	•	•	•	•	•	•	•	•
•	•	•	•	•	•	•	•	•			
•	•	•	•	•	•	•	•	•			
EKAFVJ50F6	EKAFVJ65F6	EKAFVJ100F6	EKAFVJ100F6	EKAFVJ100F6 x2	EKAFVJ100F6 x2						
EKAFVJ50F7	EKAFVJ65F7	EKAFVJ100F7	EKAFVJ100F7	EKAFVJ100F7 x2	EKAFVJ100F7 x2						
EKAFVJ50F8	EKAFVJ65F8	EKAFVJ100F8	EKAFVJ100F8	EKAFVJ100F8 x2	EKAFVJ100F8 x2						
						KAF242H80M	KAF242H100M	KAF242H100M			
						KAF241H80M	KAF241H100M	KAF241H100M			
				EKPLEN200 (6)	EKPLEN200 (6)						
BRYMA65	BRYMA65	BRYMA100	BRYMA100	BRYMA200	BRYMA200	BRYMA65	BRYMA100	BRYMA100			
GSIEKA20024	GSIEKA25030	GSIEKA25030	GSIEKA25030	GSIEKA35530 (7)		GSIEKA20024 (8)	GSIEKA20024 (8)	GSIEKA20024 (8)			
EKVDX32A	EKVDX50A	EKVDX50A	EKVDX80A	EKVDX100A	EKVDX100A						
KRP2A51 (2)	KRP2A51 (2)	KRP2A51 (2)	KRP2A51 (2)	KRP2A51 (2)	KRP2A51 (2)	BRP4A50A (4)	BRP4A50A (4)	BRP4A50A (4)			
						BRP4A50A (4)	BRP4A50A (4)	BRP4A50A (4)			
BRP4A50A (4)	BRP4A50A (3/4)	BRP4A50A (4)	BRP4A50A (4)	BRP4A50A (3/4)	BRP4A50A (3/4)	BRP4A50A (4)	BRP4A50A (4)	BRP4A50A (4)			
										KRCS01-1	
	EKMP65VAM			EKMPVAM							
KRP1BB101	KRP1BB101	KRP1BB101	KRP1BB101	KRP1BB101	KRP1BB101						

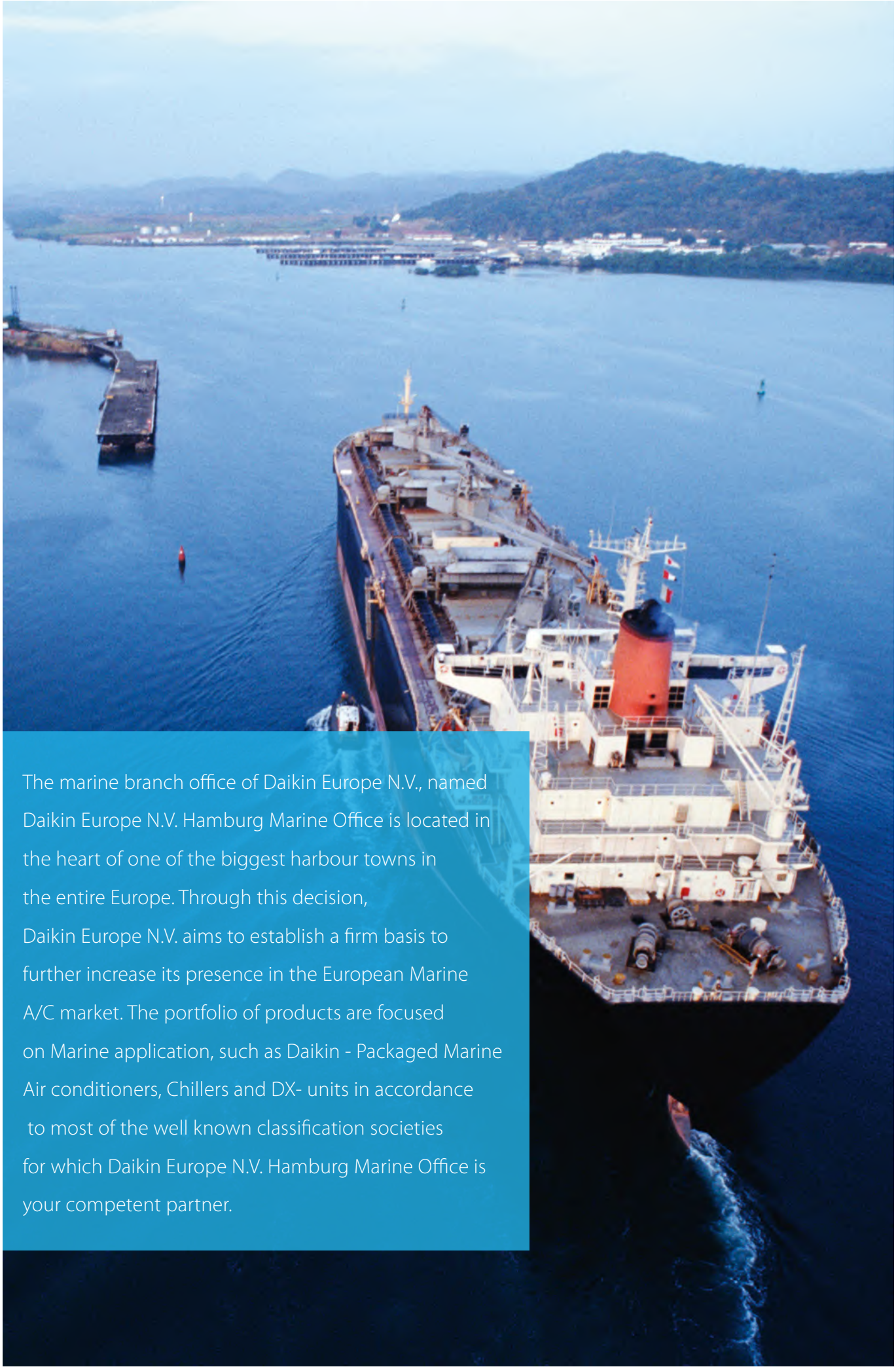

The marine branch office of Daikin Europe N.V., named Daikin Europe N.V. Hamburg Marine Office is located in the heart of one of the biggest harbour towns in the entire Europe. Through this decision, Daikin Europe N.V. aims to establish a firm basis to further increase its presence in the European Marine A/C market. The portfolio of products are focused on Marine application, such as Daikin - Packaged Marine Air conditioners, Chillers and DX- units in accordance to most of the well known classification societies for which Daikin Europe N.V. Hamburg Marine Office is your competent partner.

USDN25(HB) / USDP25(GB) / USDN*(JB1) (JB2) / USDP*(JB1) (JB2)

Daikin Marine Type Deck Units

- Energy saving
- Compact design
- Refrigerants R407H - R-407C
- Economical maintenance
- Easy installation
- Hermetic scroll compressor
- Minimum piping and field work required
- High performance reliability
- Lesser refrigerant volume with leak proof hermetic structure
- High static pressure fan facilitates the use of long ducts
- Quiet, less vibration operation makes it suitable for installation in accomodation areas

Optional customized modifications:
- Remote controls
- Electrical heater
- Data bus interfaces
- Air plenum or duct connection
- Higher external static pressure
- Cooling water regulating valve
- Higher air volume

USP*H (R1) (B) (TG) (BTG) / USN*HB / USN (G) (C)*HB / USP (G) (C)*HB

Daikin Marine Type

- Excellent durability
- Hermetic scroll compressor
- Light weight design
- Refrigerants: R-407H - R-407C
- Resilient structure specially designed for marine applications
- Abundant modification parts assures various applications
- Wide operation range
- Easy transportation and installation
- Energy-saving
- Complete set of spare parts provided for certain models

Optional customized modifications:
- Remote controls
- Electrical heater
- Data bus interfaces
- Air plenum or duct connection
- Higher external static pressure
- Cooling water regulating valve
- Higher air volume

USFN*(JB) (JC) / USFP*(JB) (JC)

Daikin Marine Type Galley Series

- Respond to a wide temperature range
- High efficient operation
- Outstanding durable design
- Easy transportation and installation
- Excellent performance reliability
- Spare parts are provided as standard accessories
- Hermetic scroll compressor
- High static pressure system
- R407H, R-407C

Optional customized modifications:
- Remote controls
- Electrical heater
- Data bus interfaces
- Air plenum or duct connection
- Higher external static pressure
- Cooling water regulating valve
- Higher air volume

RHSD~A / RKS~FR Unit

Daikin Marine Type Small Size Condensing

RHSD-A (R-134a):
- A semi-hermetic reciprocating compressor with proven reliability
- Saved maintenance work around compressor (without V belts & shaft seal)

RKS-FR (R-407H):
- An open type reciprocating compressor of optimum design for R-407H
- Equal installation & maintenance as for R-22 or R-404A

Contains fluorinated greenhouse gases

Daikin chillers offer the ultimate in reliability and flexibility — a reflection of the advanced technology inherent within them. Daikin chillers represent the sure and safe route to a comfortable environment and a process cooling solution that is clean and consistent.

Chillers

Why choose Daikin chillers 574

Products Overview - Air cooled chillers, condensing units and Multipurpose units 578

Products Overview - Water cooled and condenserless chillers 580

Air cooled chillers cooling only 583
- EWAQ-BVP 583
- EWAA-DV3P 584
- EWAA-DW1P 585
- EWAA-DV3P-H 586
- EWAA-DW1P-H 587
- NEW EWAT-CZ 588
- NEW EWYT-CZ 591
- EWAD-CF 594
- EWAD-TZS 598
- EWAD-TZX 600
- EWAD-TZP 602
- EWAD-TZSSC2/SLC2 604
- EWAD-TZSRC2 605
- EWAD-TZXS 606
- EWAH-TZSSC2/SLC2 608
- EWAH-TZSRC2 609
- EWAH-TZXSC2/XLC2 610
- EWAH-TZXRC2 611
- EWAD-T-SSC/SLC 612
- EWAD-T-XSC/XLC 613
- EWAD-T-XRC 614
- EWAT-B-SSB/SLB 618
- EWAT-B-SRB 619
- EWAT-B-XSB/XLB 620
- EWAT-B-XRB 621

Air cooled chillers Heat pump 622
- EWYA-DV3P 622
- EWYA-DW1P 623
- EWYA-DW1P-H 624
- EWYA-DV3P-H 625
- EWYT-B-SS/SL 628
- EWYT-B-SR 629
- EWYT-B-XS/XL 630
- EWYT-B-XR 631
- EWYQ-BVP 633
- SEHVX-BW/SERHQ-BW1 634
- EWYD-BZSS 636
- EWYD-BZSL 637

Multipurpose unit 638
- EWYD-4ZXSB2 639
- EWYD-4ZXRB2 640

Air cooled condensing unit 642
- ERAD-E-SS 642
- ERAD-E-SL 643

Water cooled chillers 644
- EWWQ-KBW1N 644
- EWHQ-G-SS 646
- EWWQ-G-SS 647
- EWWQ-L-SS 648
- EWWD-J-SS 649
- EWWH-J-SS 650
- EWWS-J-SS 651
- EWWD-VZ 654
- EWWH-VZ 658
- NEW EWWS-VZ 662
- EWLQ-KBW1N 665

Condenserless chillers 667
- EWLQ-G-SS 667
- EWLQ-L-SS 668
- EWLD-J-SS 669
- EWLH-J-SS 670
- EWLS-J-SS 671
- EWLD-I-SS 672

Water cooled centrifugal chillers 674
- EWWD-DZ 674
- EWWH-DZ 676
- EWWS-DZ 678
- DWSC B vintage / DWDC B vintage 680
- NEW DWSC C vintage 681

Accessories 682

For latest data, please consult my.daikin.eu

Daikin chillers

Why choose Daikin chillers?

Daikin chillers are the perfect bridge between project requirements and customer satisfaction.

From the smallest chillers to the very largest, our quality control and attention detail is absolute.

Our systems have the **most advanced technologies**, deliver **the highest energy efficiencies** and **lowest running costs**, and are the gold standard for reliability and performance.

The widest and most flexible chiller portfolio

› From the smallest mini chiller for residential use to the largest chiller for district cooling
› Tailor made solutions based on the most advanced technologies
› Wide range of options and accessories

Worldwide experience in chiller design and manufacturing

› World's most advanced facilities for air conditioning research and development: the Applied Development Center in Minneapolis, Minnesota
› Inhouse development and manufacturing of chiller main components (compressors, fans, condenser coils, software, etc...)
› Chillers produced in European factories, in Milan and Ostend

The highest efficiency for every installation

› Inverter technology over the whole capacity range
› The lowest total cost of ownership and fast payback time

Quality and reliability

› Daikin's integrated zero defect policy ensures quality of components and finished products
› Each Daikin chiller is factory run-tested and subjected to quality audit before shipment

Benefits for installers

› Plug & play solutions
› Maximum serviceability
› Ideal solutions for retrofit projects

Benefits for consultants

› Energy efficient solutions without compromising on reliability and performance
› Latest technology embedded in all our products

Benefits for end users

› Remarkable savings on running costs
› Easy to customise the chiller to your application, environment and need thanks to more than 150 different options.

Web-based chiller selection software

A user-friendly interface allows users to quickly create new projects, open and change exisiting projects or simply do a quick selection.

Technical selection reports can be printed or downloaded in several formats.

To make life easier, the tool is accessible everywhere, via any device. No matter where you are, projects can be consulted.

Create now a new account on:
http://tools.daikinapplied.eu/

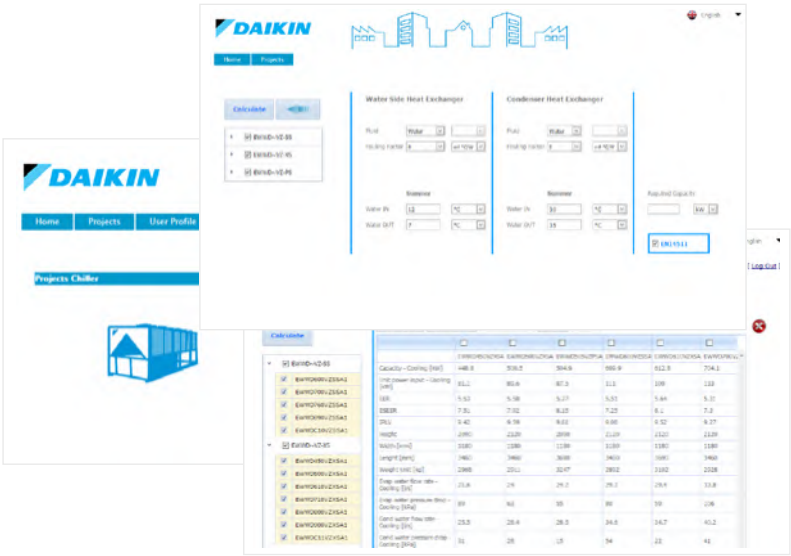

401 Chiller and air side equipment
Product portfolio

416 Modular L
Product profile

445 EWYD-4Z Multipurpose
Product profile

404 EWAD-TZ B
Product profile

418 Chiller series
Product profile

Supporting tools

Business portal

- Experience our extranet that thinks with you at my.daikin.eu
- Find information in seconds via a powerful search
- Customise the options so you see only info relevant for you
- Access via mobile device or desktop

Website

- www.daikin.eu/en_us/product-group/chillers.html
- Explore our product range
- Find our solutions for applications
- Get more commercial details on our flagship products

Literature

- Download or consult our literature for our professional network and end-customers

OFFICE APPLICATION

AIR COOLED CHILLER INSTALLATION

AIR COOLED CHILLER INSTALLATION

INDUSTRIAL APPLICATION

HOTEL
APPLICATION

DATA CENTER
APPLICATION

DAIKIN

PROCESS COOLING
APPLICATION

Products overview

		Refrigerant type *	Refrigerant circuits	Inverter	Free cooling	Compressor			Water heat exchanger		Efficiency version			Sound version		
						Swing	Scroll	Screw	Plate **	Single pass shell and tube	Standard	High	Premium	Standard	Low	Reduced
Cooling only																
EWAQ~BVP		R-410A	1	●		●			● BPHE		●			●		
EWAA-DV3P-H/ DW1P-H		R-32	1	●		●			● BPHE		●			●		
EWAT~CZN/P/H NEW		R-32	1-2	●			●		● BPHE		●			●		
EWAD~CF		R-134a	2		●			●		●		●		●	●	●
EWAD-TZ B		R-134a	1-2	●				●	●	●	●	●	●	●	●	●
EWAH-TZ B		R-1234ze(E)	1-2	●				●	●	●	●	●	●	●	●	●
EWAD-TZ C		R-134a	1-2	●				●	●	●	●	●	●	●	●	●
EWAH-TZ C		R-1234ze(E)	1-2	●				●	●	●	●	●	●	●	●	●
EWAD-T-		R-134a	2					●		●	●	●	●	●	●	●
EWAT-B		R-32	1-2				●		●		●	●		●	●	●
Heat pump																
EWYQ~BVP		R-410A	1	●		●			● BPHE		●			●		
EWYA-DV3P-H/ DW1P-H		R-32	1	●		●			● BPHE		●			●		
EWYT~CZN/P/H NEW		R-32	1-2	●			●		● BPHE		●			●		
EWYT-B		R-32	1-2				●		● BPHE		●	●		●	●	●
SEHVX-BW SERHQ-BW1		R-410A	1	●			●		● BPHE		●			●		
EWYD~BZ		R-134a	2-3	●				●		●	●			●	●	
Condensing unit																
ERAD~E-		R-134a	1					●			●			●	●	
Multipurpose unit																
EWYD-4Z		R-134a	2	●				●		●		●		●	●	●

* (GWP) : R-410A (2087.5), R-134a (1430) - ** BPHE: Brazed plate heat exchanger

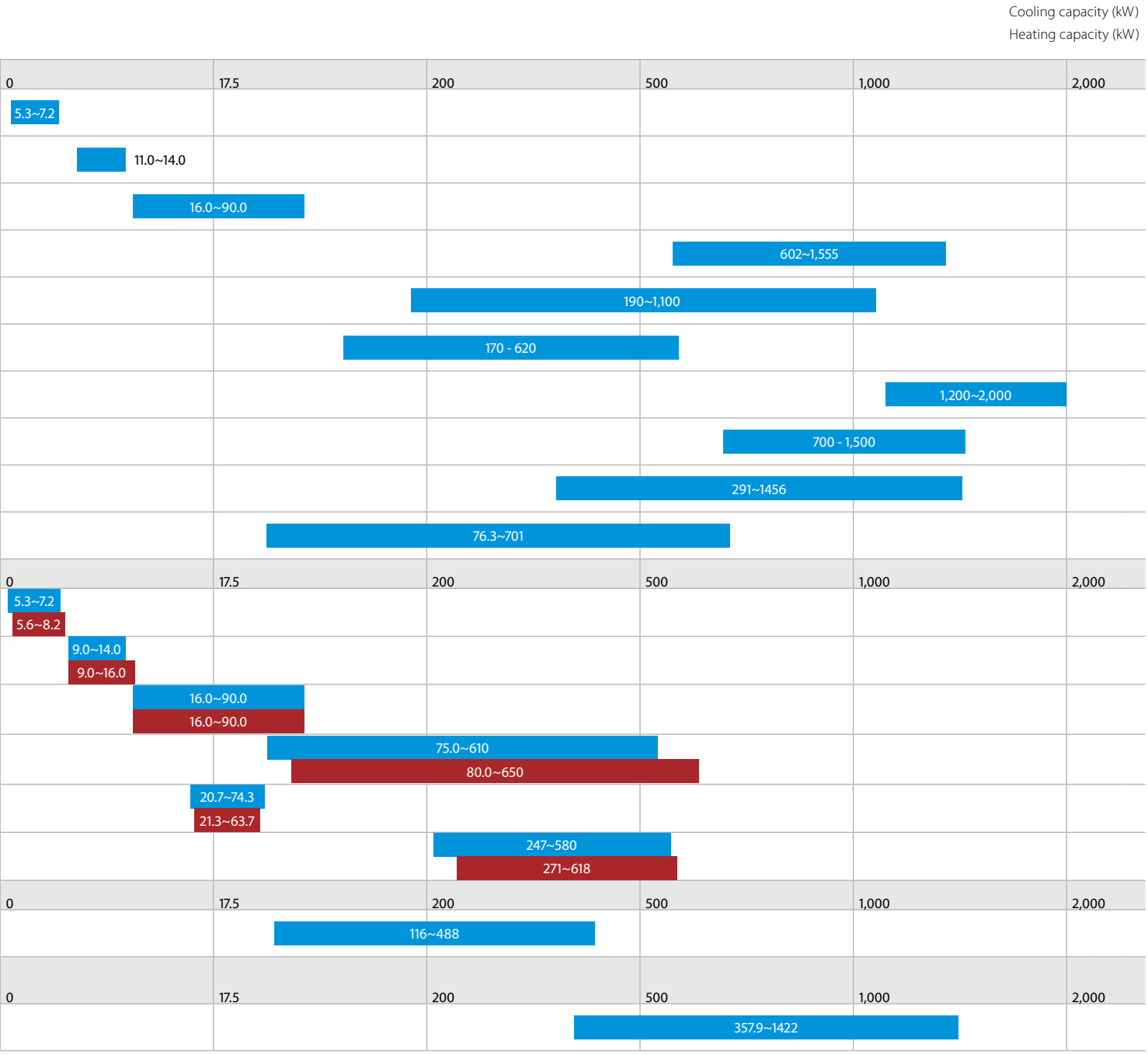
Cooling capacity (kW)
Heating capacity (kW)
0
17.5
200
500
1,000
2,000
5.3~7.2
11.0~14.0
16.0~90.0
602~1,555
190~1,100
170 - 620
1,200~2,000
700 - 1,500
291~1456
76.3~701
5.3~7.2
5.6~8.2
9.0~14.0
9.0~16.0
16.0~90.0
16.0~90.0
75.0~610
80.0~650
20.7~74.3
21.3~63.7
247~580
271~618
116~488
357.9~1422

Products overview

	Refrigerant Type *	Refrigerant circuits	Inverter	Compressor			Water heat exchanger			Efficiency version			Sound version
				Scroll	Screw	Centrifugal	Plate **	Single pass shell and tube	Shell and tube	Standard	High	Premium	Standard
Water cooled chillers (Cooling only and Heat Pump)													
EWWQ-KBW1N	R-410a	1-2		●			●			●			●
EWHQ~G-	R-410A	1		●			●			●			●
EWWQ~G-	R-410A	1		●			●			●			●
EWWQ~L-	R-410A	2		●			●			●			●
EWWD~J-	R-134a	1			●		●			●			●
EWWH-J-	R1234ze	1			●		●			●			●
EWWS-J-	R-513A	1			●		●			●			●
EWWD-VZ	R-134a	1-2	●		●				● Flooded	●	●	●	●
EWWH-VZ	R-1234ze(E)	1-2	●		●				● Flooded	●	●	●	●
EWWS-VZ NEW	R-513A	1-2	●		●				● Flooded	●	●	●	●
Condenserless chillers													
EWLQ-KBW1N	R-410A	1-2		●			● BPHE			●			●
EWLQ~G-	R-410A	1		●			●			●			●
EWLQ~L-	R-410A	2		●			●			●			●
EWLD~J-	R-134a	1			●		●			●			●
EWLD~I-	R-134a	1-2-3			●			●		●			●
EWLH-J-	R1234ze	1			●		●			●			●
EWLS-J-	R-513A	1			●		●			●			●
Water cooled centrifugal chillers													
EWWD-DZ	R-134a	1				●			●		●		●
EWWH-DZ	R-1234ze(E)	1				●			●		●		●
DWSC B / DWDC B vintage	R-134a and R513A	1	optional			●			● Flooded		●		●
DWSC C vintage NEW	R-134a, R-513A and R-1234ze	1	optional			●			● Flooded		●		●
6,000 RT CENTRIFUGAL	R-134a	2 per chiller				●		● Flooded			●		●

* (GWP) : R-410A (2087.5), R-134a (1430), R-407C (1773.9) - ** BPHE: Brazed plate heat exchanger

Cooling capacity (kW)
Heating capacity (kW)

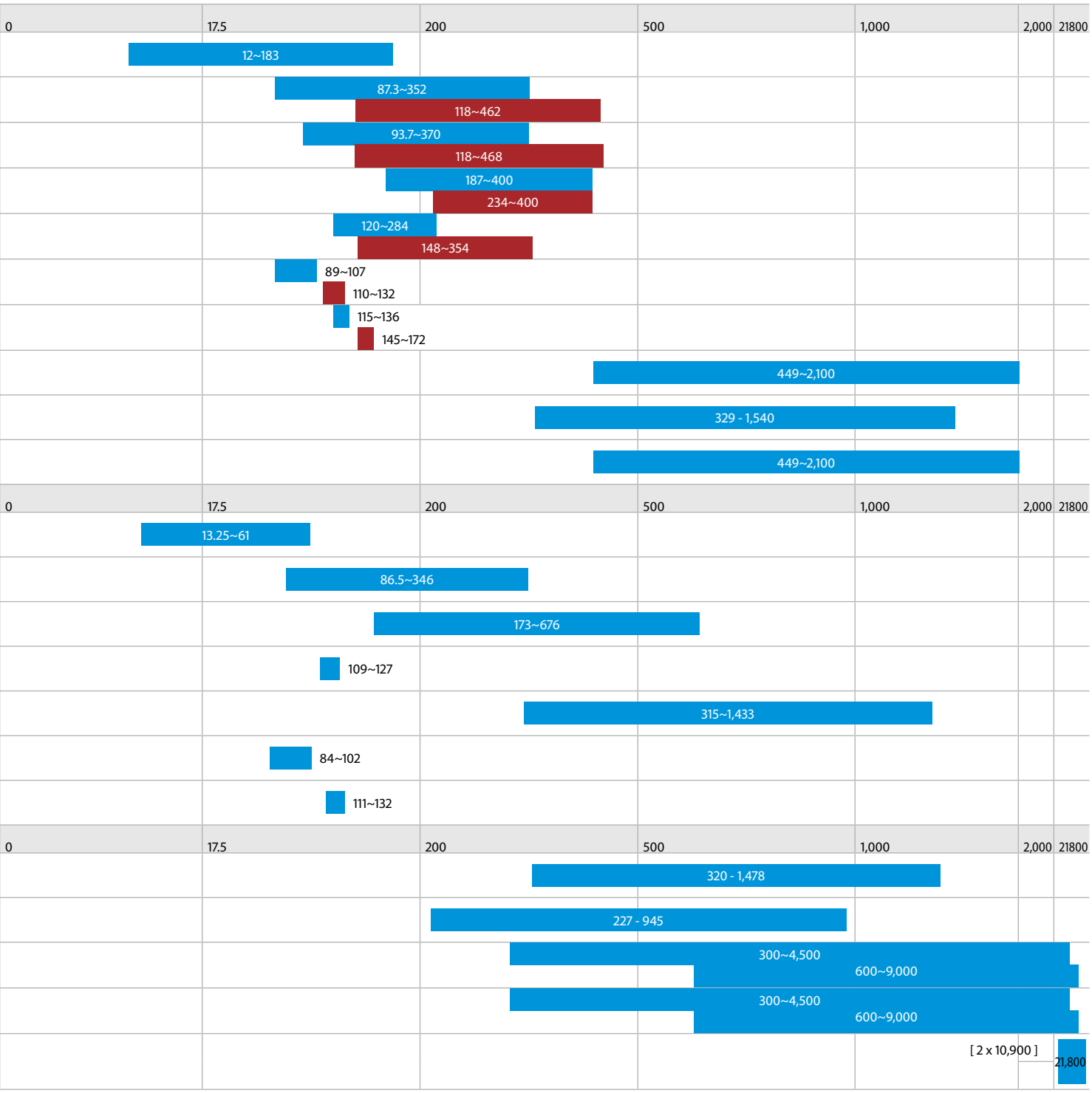

Air cooled mini inverter chiller

- Top product in terms of energy efficiency and operation range
- All capacities available in 2 versions: standard version and version with OP10 option (no freeze up of water when not in operation thanks to the water piping heater tape)
- Easy, plug and play' installation
- Amongst the most quiet units in the market (63dBA - sound power)
- Single phase power supply and low starting currents make the unit ideal for residential applications
- Weight reduced with 20% compared with the previous models.
- Built-in Hydraulic kit: no buffer tank required, standard inverter driven pump, main flow sensor and switch included.
- Standard wired remote control enables setting of different set points (cooling, heating, water leaving temperature) or based on outdoor conditions (weather dependent control). It has an alarm history, night time noise reduction function and is language based.

More details and final information can be found by scanning or clicking the QR codes.

EWAQ-BVP

Cooling Only				EWAQ-BVP	004	005	006	008
Space cooling	A Condition 35°C	Pdc		kW	4.00	4.93	5.88	7.95
	ηs,c			%	172	173	174	178
SEER					4.38	4.39	4.42	4.53
Cooling capacity	Nom.			kW	4.00 (1) / 4.01 (2)	4.93 (1) / 5.07 (2)	5.88 (1) / 6.07 (2)	7.95 (1) / 8.23 (2)
Power input	Cooling	Nom.		kW	1.27 (1) / 0.840 (2)	1.61 (1) / 1.12 (2)	1.87 (1) / 1.13 (2)	2.57 (1) / 1.65 (2)
Capacity control	Method				Variable (inverter)			
EER					3.14 (1) / 4.80 (2)	3.06 (1) / 4.51 (2)	3.15 (1) / 5.35 (2)	3.10 (1) / 4.99 (2)
Dimensions	Unit	Height		mm	735		997	
		Width		mm	1,090		1,160	
		Depth		mm	350		380	
Weight	Unit			kg	83		106	
Water heat exchanger	Type				Brazed plate			
	Water volume			l	1		2	
Air heat exchanger	Type				Cross fin coil/Hi-X tubes and chromate coated waffle louvre fins		Cross fin coil/Hi-X tubes and PE coated waffle louvre fins	
Compressor	Type				Hermetically sealed swing compressor			
	Quantity				1			
Fan	Type				Propeller fan			
	Quantity				1			
	Air flow rate	Cooling	Nom.	m^3/min	53		72 (1)	
Sound power level	Cooling	Nom.		dBA	63 (1)	64 (1)	69 (1)	
Sound pressure level	Cooling	Nom.		dBA	48	49	52	53
Operation range	Air side	Cooling	Min.~Max.	°CDB	10~43		10~46	
	Water side	Cooling	Min.~Max.	°CDB	5~22			
Refrigerant	Type/GWP				R-410A/2,088		R-410A/2,087.5	
	Control				Electronic expansion valve			
	Circuits	Quantity			1			
Refrigerant charge	Per circuit			kg	2.10		2.70	
	Per circuit			TCO2Eq	4.4		5.6	
Water circuit	Piping connections diameter			inch	1" MBSP			
Unit	Starting current	Max		A	15.7		19.9	
	Running current	Max		A	15.7		19.9	
Power supply	Phase/Frequency/Voltage			Hz/V	1N~/50/230			

(1) Cooling: entering evaporator water temp. 12°C; leaving evaporator water temp. 7°C; ambient air temp. 35°C | (2) Cooling: entering evaporator water temp. 23°C; leaving evaporator water temp. 18°C

INVERTER

BLUEVOLUTION

Air cooled mini inverter chiller

- Choosing for an R-32 product, reduces the environmental impact with 68% compared to R-410A and leads directly to lower energy consumption thanks to its high energy efficiency
- Inverter chiller
- Daikin swing compressor
- New casing for the outdoor units
- Separate MMI-2 controller for indoor installation

EWAA

More details and final information can be found by scanning or clicking the QR codes.

EWAA-DV3P

Cooling Only				EWAA	011DV3P	014DV3P	016DV3P
Space cooling	A Condition 35°C	Pdc		kW	11.6	12.8	14.0
	ηs,c			%	229	226	221
SEER					5.79	5.71	5.59
Cooling capacity	Nom.			kW	11.6 (1) / 11.5 (2)	12.8 (1) / 12.7 (2)	14.0 (1) / 15.3 (2)
Power input	Cooling	Nom.		kW	3.56 (1) / 2.17 (2)	4.06 (1) / 2.51 (2)	4.58 (1) / 3.24 (2)
Capacity control	Method				Variable (inverter)		
EER					3.26 (1) / 5.31 (2)	3.16 (1) / 5.04 (2)	3.06 (1) / 4.74 (2)
Dimensions	Unit	Height		mm	870		
		Width		mm	1,380		
		Depth		mm	460		
Weight	Unit			kg	147		
Water heat exchanger	Type				Plate heat exchanger		
	Water volume			l	2		
Air heat exchanger	Type				High efficiency fin and tube type with integral subcooler		
Compressor	Type				Hermetically sealed swing inverter compressor		
	Quantity				1		
Fan	Type				Propeller fan		
	Quantity				1		
	Air flow rate	Cooling	Nom.	m^3/min	70	85	
Sound power level	Cooling	Nom.		dBA	67.0	69.0	
Sound pressure level	Cooling	Nom.		dBA	47.7	50.8	51.0
Operation range	Air side	Cooling	Min.~Max.	°CDB	10~43		
	Water side	Cooling	Min.~Max.	°CDB	5~22		
Refrigerant	Type/GWP				R-32/675.0		
	Control				Electronic expansion valve		
	Circuits	Quantity			1		
Refrigerant charge	Per circuit			kg	3.80		
	Per circuit			TCO2Eq	2.6		
Unit	Running current	Max		A	30.8		
Power supply	Phase/Frequency/Voltage			Hz/V	1~/50/230		

(1)Cooling: EW 12°C; LW 7°C; ambient conditions: 35°CDB | (2)Cooling: EW 23°C; LW 18°C; ambient conditions: 35°CDB

INVERTER

BLUEVOLUTION

Air cooled mini inverter chiller

- Choosing for an R-32 product, reduces the environmental impact with 68% compared to R-410A and leads directly to lower energy consumption thanks to its high energy efficiency
- Inverter chiller
- Daikin swing compressor
- New casing for the outdoor units
- Separate MMI-2 controller for indoor installation

EWAA

More details and final information can be found by scanning or clicking the QR codes.

EWAA-DW1P

Cooling Only				EWAA	011DW1P	014DW1P	016DW1P
Space cooling	A Condition 35°C	Pdc		kW	11.6	12.8	14.0
	ηs,c			%	229	226	221
SEER					5.79	5.71	5.59
Cooling capacity	Nom.			kW	11.6 (1) / 11.5 (2)	12.8 (1) / 12.7 (2)	14.0 (1) / 15.3 (2)
Power input	Cooling	Nom.		kW	3.56 (1) / 2.17 (2)	4.06 (1) / 2.51 (2)	4.58 (1) / 3.24 (2)
Capacity control	Method				Variable (inverter)		
EER					3.26 (1) / 5.31 (2)	3.16 (1) / 5.04 (2)	3.06 (1) / 4.74 (2)
Dimensions	Unit	Height		mm	870		
		Width		mm	1,380		
		Depth		mm	460		
Weight	Unit			kg	147		
Water heat exchanger	Type				Plate heat exchanger		
	Water volume			l	2		
Air heat exchanger	Type				High efficiency fin and tube type with integral subcooler		
Compressor	Type				Hermetically sealed swing inverter compressor		
	Quantity				1		
Fan	Type				Propeller fan		
	Quantity				1		
	Air flow rate	Cooling	Nom.	m^3/min	70	85	
Sound power level	Cooling	Nom.		dBA	67.0	69.0	
Sound pressure level	Cooling	Nom.		dBA	47.7	50.8	51.0
Operation range	Air side	Cooling	Min.~Max.	°CDB	10~43		
	Water side	Cooling	Min.~Max.	°CDB	5~22		
Refrigerant	Type/GWP				R-32/675.0		
	Control				Electronic expansion valve		
	Circuits	Quantity			1		
Refrigerant charge	Per circuit			kg	3.80		
	Per circuit			TCO2Eq	2.6		
Unit	Running current	Max		A	14.0		
Power supply	Phase/Frequency/Voltage			Hz/V	3~/50/400		

(1)Cooling: EW 12°C; LW 7°C; ambient conditions: 35°CDB | (2)Cooling: EW 23°C; LW 18°C; ambient conditions: 35°CDB

INVERTER

BLUEVOLUTION

Air cooled mini inverter chiller

- Choosing for an R-32 product, reduces the environmental impact with 68% compared to R-410A and leads directly to lower energy consumption thanks to its high energy efficiency
- Inverter chiller
- Daikin swing compressor
- New casing for the outdoor units
- Separate MMI-2 controller for indoor installation

EWAA

More details and final information can be found by scanning or clicking the QR codes.

EWAA-DV3P-H

Cooling Only				EWAA	011DV3P-H-	014DV3P-H-	016DV3P-H-
Space cooling	A Condition 35°C	Pdc		kW	11.6	12.8	14.0
	ηs,c			%	229	226	221
SEER					5.79	5.71	5.59
Cooling capacity	Nom.			kW	11.6 (1) / 11.5 (2)	12.8 (1) / 12.7 (2)	14.0 (1) / 15.3 (2)
Power input	Cooling	Nom.		kW	3.56 (1) / 2.17 (2)	4.06 (1) / 2.51 (2)	4.58 (1) / 3.24 (2)
Capacity control	Method				Variable (inverter)		
EER					3.26 (1) / 5.31 (2)	3.16 (1) / 5.04 (2)	3.06 (1) / 4.74 (2)
Dimensions	Unit	Height		mm	870		
		Width		mm	1,380		
		Depth		mm	460		
Weight	Unit			kg	147		
Water heat exchanger	Type				Plate heat exchanger		
	Water volume			l	2		
Air heat exchanger	Type				High efficiency fin and tube type with integral subcooler		
Compressor	Type				Hermetically sealed swing inverter compressor		
	Quantity				1		
Fan	Type				Propeller fan		
	Quantity				1		
	Air flow rate	Cooling	Nom.	m^3/min	70	85	
Sound power level	Cooling	Nom.		dBA	67.0	69.0	
Sound pressure level	Cooling	Nom.		dBA	47.7	50.8	51.0
Operation range	Air side	Cooling	Min.~Max.	°CDB	10~43		
	Water side	Cooling	Min.~Max.	°CDB	5~22		
Refrigerant	Type/GWP				R-32/675.0		
	Control				Electronic expansion valve		
	Circuits	Quantity			1		
Refrigerant charge	Per circuit			kg	3.80		
	Per circuit			TCO2Eq	2.6		
Unit	Running current	Max		A	30.8		
Power supply	Phase/Frequency/Voltage			Hz/V	1~/50/230		

(1)Cooling: EW 12°C; LW 7°C; ambient conditions: 35°CDB | (2)Cooling: EW 23°C; LW 18°C; ambient conditions: 35°CDB

INVERTER

BLUEVOLUTION

Air cooled mini inverter chiller

- Choosing for an R-32 product, reduces the environmental impact with 68% compared to R-410A and leads directly to lower energy consumption thanks to its high energy efficiency
- Inverter chiller
- Daikin swing compressor
- New casing for the outdoor units
- Separate MMI-2 controller for indoor installation

EWAA

More details and final information can be found by scanning or clicking the QR codes.

EWAA-DW1P-H

Cooling Only				EWAA	011DW1P-H-	014DW1P-H-	016DW1P-H-
Space cooling	A Condition 35°C	Pdc		kW	11.6	12.8	14.0
	ηs,c			%	229	226	221
SEER					5.79	5.71	5.59
Cooling capacity	Nom.			kW	11.6 (1) / 11.5 (2)	12.8 (1) / 12.7 (2)	14.0 (1) / 15.3 (2)
Power input	Cooling	Nom.		kW	3.56 (1) / 2.17 (2)	4.06 (1) / 2.51 (2)	4.58 (1) / 3.24 (2)
Capacity control	Method				Variable (inverter)		
EER					3.26 (1) / 5.31 (2)	3.16 (1) / 5.04 (2)	3.06 (1) / 4.74 (2)
Dimensions	Unit	Height		mm	870		
		Width		mm	1,380		
		Depth		mm	460		
Weight	Unit			kg	147		
Water heat exchanger	Type				Plate heat exchanger		
	Water volume			l	2		
Air heat exchanger	Type				High efficiency fin and tube type with integral subcooler		
Compressor	Type				Hermetically sealed swing inverter compressor		
	Quantity				1		
Fan	Type				Propeller fan		
	Quantity				1		
	Air flow rate	Cooling	Nom.	m^3/min	70	85	
Sound power level	Cooling	Nom.		dBA	67.0	69.0	
Sound pressure level	Cooling	Nom.		dBA	47.7	50.8	51.0
Operation range	Air side	Cooling	Min.~Max.	°CDB	10~43		
	Water side	Cooling	Min.~Max.	°CDB	5~22		
Refrigerant	Type/GWP				R-32/675.0		
	Control				Electronic expansion valve		
	Circuits	Quantity			1		
Refrigerant charge	Per circuit			kg	3.80		
	Per circuit			TCO2Eq	2.6		
Unit	Running current	Max		A	14.0		
Power supply	Phase/Frequency/Voltage			Hz/V	3~/50/400		

(1)Cooling: EW 12°C; LW 7°C; ambient conditions: 35°CDB | (2)Cooling: EW 23°C; LW 18°C; ambient conditions: 35°CDB

INVERTER

Air cooled scroll inverter chiller

EWAT-CZ_R

- Inverter chiller
- High part load efficiency for low running cost
- Minimal starting currents
- No buffertank required for standard applications
- Daikin scroll compressor
- Wide operation range
- Integrated hydronic module on request

More details and final information can be found by scanning or clicking the QR codes.

EWAT-CZN

Cooling Only			EWAT	016CZN-A1	021CZN-A1	025CZN-A1	032CZN-A1	040CZN-A1	040CZN-A2	050CZN-A2	064CZN-A2	090CZN-A2
Space cooling	A Condition Pdc 35°C		kW	15.9	20.9	25.6	32.4	39.6	41.4	50.8	64.0	88.3
	ηs,c		%	197		200	205	201	213	210	205	198
SEER				5.00		5.06	5.21	5.09	5.41	5.33	5.21	5.03
Cooling capacity	Nom.		kW	15.9	20.9	25.6	32.4	39.6	41.4	50.8	64.0	88.3
Power input	Cooling	Nom.	kW	5.50	6.60	8.50	10.3	13.4	13.2	17.0	21.8	31.0
Capacity control	Method			Inverter controlled								
	Minimum capacity		%	18	14	12	19	15	14	12	15	14
EER				2.90	3.16	3.00	3.13	2.95	3.12	2.98	2.93	2.84
IPLV				5.83	6.29	6.05	6.25	5.87	6.37	5.92	5.88	5.61
Dimensions	Unit	Height	mm	1,878								
		Width	mm	1,152			1,752		2,306		2,906	3,506
		Depth	mm	802					814			
Weight	Unit		kg	222	245		340	339	480		574	672
	Operation weight		kg	223	247		343	342	486		580	680
Water heat exchanger	Type			Braze plate heat exchanger								
	Water volume		l	1	2				5			8
	Water flow rate	Cooling Nom.	l/s	0.8	1.0	1.2	1.6	1.9	2.0	2.4	3.1	4.2
	Water pressure drop	Cooling Nom.	kPa	20	11	16	19	28	10	14	22	20
Air heat exchanger	Type			High efficiency fin and tube type – Copper Aluminum								
Compressor	Type			Scroll compressor								
	Quantity			1					2			
Fan	Type			Axial								
	Quantity			1			2				3	4
	Speed		rpm	800		900	700	900	700	900	800	900
Sound power level	Cooling	Nom.	dBA	76.0		78.0	79.0	80.0		81.0	83.0	85.0
Sound pressure level	Cooling	Nom.	dBA	59.7		61.7	62.2	63.2	62.8	63.8	65.4	67.0
Refrigerant	Type/GWP			R-32/675								
	Charge		kg	3.00	5.50		7.00	8.00	12.0		13.0	16.0
	Circuits	Quantity		1					2			
Piping connections	Evaporator water inlet/outlet (OD)			1"1/4					2"			

Cooling: EW 12°C; LW 7°C; ambient conditions: 35°CDB | Cooling: EW 23°C; LW 18°C; ambient conditions: 35°CDB | Condition: Ta DB/WB 7°C/6°C - LWC 35°C (DT = 5°C) | Condition: Ta DB/WB 7°C/6°C - LWC 45°C (Dt=5°C) | According to EN14825 | Depends on operation mode, refer to installation manual. | For more details, see operation range drawing

INVERTER

Air cooled scroll inverter chiller

- Inverter chiller
- High part load efficiency for low running cost
- Minimal starting currents
- No buffertank required for standard applications
- Daikin scroll compressor
- Wide operation range
- Integrated hydronic module on request

EWAT-CZ_R

More details and final information can be found by scanning or clicking the QR codes.

EWAT-CZP

Cooling Only			EWAT	016CZP-A1	021CZP-A1	025CZP-A1	032CZP-A1	040CZP-A1	040CZP-A2	050CZP-A2	064CZP-A2	090CZP-A2
Space cooling	A Condition 35°C	Pdc	kW	16.0	21.0	25.7	32.6	39.8	41.6	51.0	64.3	88.6
	ηs,c		%	209	213		225	211	228	216	211	204
SEER				5.30	5.41		5.70	5.36	5.76	5.48	5.34	5.18
Cooling capacity	Nom.		kW	16.1	21.1	25.9	32.7	39.9	41.7	51.1	64.4	88.8
Power input	Cooling	Nom.	kW	5.45	6.56	8.48	10.3	13.3	13.2	16.9	21.9	31.1
Capacity control	Method			Inverter controlled								
	Minimum capacity		%	18	14	12	19	15	14	12	15	14
EER				2.96	3.22	3.05	3.18	3.00	3.17	3.03	2.95	2.85
IPLV				5.83	6.29	6.05	6.25	5.87	6.37	5.92	5.88	5.61
Dimensions	Unit	Height	mm	1,878								
		Width	mm	1,152			1,752		2,306		2,906	3,506
		Depth	mm	802					814			
Weight	Unit		kg	256	278		383	382	531		630	727
	Operation weight		kg	257	280		386	385	537		636	735
Water heat exchanger	Type			Braze plate heat exchanger								
	Water volume		l	1	2				5			8
	Water flow rate	Cooling Nom.	l/s	0.8	1.0	1.2	1.6	1.9	2.0	2.4	3.1	4.2
	Water pressure drop	Cooling Nom.	kPa	20	11	16	19	28	10	14	22	20
Air heat exchanger	Type			High efficiency fin and tube type – Copper Aluminum								
Compressor	Type			Scroll compressor								
	Quantity			1					2			
Fan	Type			Axial								
	Quantity			1			2				3	4
	Speed		rpm	800		900	700	900	700	900	800	900
Sound power level	Cooling	Nom.	dBA	76.0		78.0	79.0	80.0		81.0	-	
Sound pressure level	Cooling	Nom.	dBA	59.7		61.7	62.2	63.2	62.8	63.8	-	
Refrigerant	Type/GWP			R-32/675								
	Charge		kg	3.00	5.50		7.00	8.00	12.0		13.0	16.0
	Circuits	Quantity		1					2			
Piping connections	Evaporator water inlet/outlet (OD)			1"1/4					2"			

Cooling: EW 12°C; LW 7°C; ambient conditions: 35°CDB | Cooling: EW 23°C; LW 18°C; ambient conditions: 35°CDB | Condition: Ta DB/WB 7°C/6°C - LWC 35°C (DT = 5°C) | Condition: Ta DB/WB 7°C/6°C - LWC 45°C (Dt=5°C) | According to EN14825 | Depends on operation mode, refer to installation manual. | For more details, see operation range drawing

INVERTER

Air cooled scroll inverter chiller

- Inverter chiller
- High part load efficiency for low running cost
- Minimal starting currents
- No buffertank required for standard applications
- Daikin scroll compressor
- Wide operation range
- Integrated hydronic module on request

EWAT-CZ_R

More details and final information can be found by scanning or clicking the QR codes.

EWAT-CZH

Cooling Only			EWAT	016CZH-A1	021CZH-A1	025CZH-A1	032CZH-A1	040CZH-A1	040CZH-A2	050CZH-A2	064CZH-A2	090CZH-A2
Space cooling	A Condition Pdc 35°C		kW	16.1	21.1	25.8	32.7	39.9	41.7	51.1	64.3	88.7
	ηs,c		%	205	210	211	224	210	227	213	208	202
Cooling capacity	Nom.		kW	16.2	21.2	25.9	32.8	40.1	41.8	51.3	64.5	88.9
Power input	Cooling	Nom.	kW	5.60	6.70	8.70	10.4	13.5	13.3	17.0	22.0	31.2
Capacity control	Method			Inverter controlled								
	Minimum capacity		%	18	14	12	19	15	14	12	15	14
EER				2.89	3.15	2.98	3.14	2.97	3.15	3.02	2.93	2.85
IPLV				5.83	6.29	6.05	6.25	5.87	6.37	5.92	5.88	5.61
Dimensions	Unit	Height	mm	1,878								
		Width	mm	1,152			1,752		2,306		2,906	3,506
		Depth	mm	802					814			
Weight	Unit		kg	256	278		383	382	531		630	727
	Operation weight		kg	257	280		386	385	537		636	735
Water heat exchanger	Type			Braze plate heat exchanger								
	Water volume		l	1	2				5			8
	Water flow rate	Cooling Nom.	l/s	0.8	1.0	1.2	1.6	1.9	2.0	2.4	3.1	4.20
	Water pressure drop	Cooling Nom.	kPa	20	11	16	19	28	10	14	22	20
Air heat exchanger	Type			High efficiency fin and tube type – Copper Aluminum								
Compressor	Type			Scroll compressor								
	Quantity			1					2			
Fan	Type			Axial								
	Quantity			1			2				3	4
	Speed		rpm	800		900	700	900	700	900	800	900
Sound power level	Cooling	Nom.	dBA	76.0		78.0	79.0	80.0		81.0	83.0	85.0
Sound pressure level	Cooling	Nom.	dBA	59.7		61.7	62.2	63.2	62.8	63.8	65.4	67.0
Refrigerant	Type/GWP			R-32/675								R-32/675.0
	Charge		kg	3.00	5.50		7.00	8.00	12.0		13.0	16.0
	Circuits	Quantity		1					2			
Piping connections	Evaporator water inlet/outlet (OD)			1"1/4					2"			

Cooling: EW 12°C; LW 7°C; ambient conditions: 35°CDB | Cooling: EW 23°C; LW 18°C; ambient conditions: 35°CDB | Condition: Ta DB/WB 7°C/6°C - LWC 35°C (DT = 5°C) | Condition: Ta DB/WB 7°C/6°C - LWC 45°C (Dt=5°C) | According to EN14825 | Depends on operation mode, refer to installation manual. | For more details, see operation range drawing

EWYT-CZN

Air cooled scroll inverter heat pump

INVERTER

EWYT-CZ_R

- Inverter chiller
- High part load efficiency for low running cost
- Minimal starting currents
- No buffertank required for standard applications
- Daikin scroll compressor
- Wide operation range
- Integrated hydronic module on request

More details and final information can be found by scanning or clicking the QR codes.

EWYT-CZN

Heating & Cooling				EWYT	016CZN-A1	021CZN-A1	025CZN-A1	032CZN-A1	040CZN-A1	040CZN-A2	050CZN-A2	064CZN-A2	090CZN-A2
Space cooling	A Condition 35°C	Pdc		kW	15.9	20.9	25.6	32.4	39.6	41.4	50.8	64.0	88.3
	ηs,c			%	197		200	205	201	213	210	205	198
SEER					5.00		5.06	5.21	5.09	5.41	5.33	5.21	5.03
Space heating	Average climate water outlet 35°C	General	SCOP		3.89	4.00	4.07	4.06	4.07	4.02	4.00	3.98	4.00
			Seasonal space heating eff. class		A++								
Cooling capacity	Nom.			kW	15.9	20.9	25.6	32.4	39.6	41.4	50.8	64.0	88.3
Heating capacity	Nom.			kW	15.9	20.2	24.8	32.4	39.4	40.3	49.8	61.9	85.8
Power input	Cooling	Nom.		kW	5.50	6.60	8.50	10.3	13.4	13.2	17.0	21.8	31.0
	Heating	Nom.		kW	4.70	5.80	7.50	9.40	11.8	11.9	15.4	19.1	27.2
Capacity control	Method				Inverter controlled								
	Minimum capacity			%	18	14	12	19	15	14	12	15	14
EER					2.90	3.16	3.00	3.13	2.95	3.12	2.98	2.93	2.84
COP					3.41	3.46	3.33	3.45	3.33	3.38	3.24	3.23	3.16
IPLV					5.83	6.29	6.05	6.25	5.87	6.37	5.92	5.88	5.61
Dimensions	Unit	Height		mm	1,878								
		Width		mm	1,152			1,752		2,306		2,906	3,506
		Depth		mm	802					814			
Weight	Unit			kg	227	252		350	349	494		588	693
	Operation weight			kg	228	254		353	352	500		594	701
Water heat exchanger	Type				Braze plate heat exchanger								
	Water volume			l	1	2				5			8
	Water flow rate	Cooling	Nom.	l/s	0.8	1.0	1.2	1.6	1.9	2.0	2.4	3.1	4.2
		Heating	Nom.	l/s	0.8	1.0	1.2	1.5	1.9		2.4	3.0	4.1
	Water pressure drop	Cooling	Nom.	kPa	20	11	16	19	28	10	14	22	20
		Heating	Nom.	kPa	19.6	10.6	15.4	19.1	27.1	9.4	13.8	20.4	19.1
Air heat exchanger	Type				High efficiency fin and tube type – Copper Aluminum								
Compressor	Type				Scroll compressor								
	Quantity				1					2			
Fan	Type				Axial								
	Quantity				1			2				3	4
	Speed			rpm	800		900	700	900	700	900	800	900
Sound power level	Cooling	Nom.		dBA	76.0		78.0	79.0	80.0		81.0	83.0	85.0
Sound pressure level	Cooling	Nom.		dBA	59.7		61.7	62.2	63.2	62.8	63.8	65.4	67.0
Refrigerant	Type/GWP				R-32/675								
	Charge			kg	3.00	5.50		7.00	8.00	12.0		13.0	16.0
	Circuits	Quantity			1					2			
Piping connections	Evaporator water inlet/outlet (OD)				1"1/4					2"			

Cooling: EW 12°C; LW 7°C; ambient conditions: 35°CDB | Cooling: EW 23°C; LW 18°C; ambient conditions: 35°CDB | Condition: Ta DB/WB 7°C/6°C - LWC 35°C (DT = 5°C) | Condition: Ta DB/WB 7°C/6°C - LWC 45°C (Dt=5°C) | According to EN14825 | Depends on operation mode, refer to installation manual. | For more details, see operation range drawing

INVERTER

Air cooled scroll inverter heat pump

EWYT-CZ_R

- Inverter chiller
- High part load efficiency for low running cost
- Minimal starting currents
- No buffertank required for standard applications
- Daikin scroll compressor
- Wide operation range
- Integrated hydronic module on request

More details and final information can be found by scanning or clicking the QR codes.

EWYT-CZP

Heating & Cooling				EWYT	016CZP-A1	021CZP-A1	025CZP-A1	032CZP-A1	040CZP-A1	040CZP-A2	050CZP-A2	064CZP-A2	090CZP-A2
Space cooling	A Condition 35°C	Pdc		kW	16.0	21.0	25.7	32.6	39.8	41.6	51.0	64.3	88.6
	ηs,c			%	209	213		225	211	228	216	211	204
SEER					5.30	5.41		5.70	5.36	5.76	5.48	5.34	5.18
Space heating	Average climate water outlet 35°C	General	SCOP		4.03	4.19		4.18		4.19	4.12	4.01	4.04
			Seasonal space heating eff. class		A++								
Cooling capacity	Nom.			kW	16.1	21.1	25.9	32.7	39.9	41.7	51.1	64.4	88.8
Heating capacity	Nom.			kW	15.6	19.9	24.6	32.1	39.0	40.0	49.5	61.4	85.3
Power input	Cooling	Nom.		kW	5.45	6.56	8.48	10.3	13.3	13.2	16.9	21.9	31.1
	Heating	Nom.		kW	4.63	5.81	7.42	9.32	11.7	11.8	15.3	19.2	27.3
Capacity control	Method				Inverter controlled								
	Minimum capacity			%	18	14	12	19	15	14	12	15	14
EER					2.96	3.22	3.05	3.18	3.00	3.17	3.03	2.95	2.85
COP					3.37	3.43	3.31	3.44	3.33	3.38	3.23	3.20	3.13
IPLV					5.83	6.29	6.05	6.25	5.87	6.37	5.92	5.88	5.61
Dimensions	Unit	Height		mm	1,878								
		Width		mm	1,152			1,752		2,306		2,906	3,506
		Depth		mm	802					814			
Weight	Unit			kg	261	286		393	392	546		644	749
	Operation weight			kg	262	288		396	395	551		650	757
Water heat exchanger	Type				Braze plate heat exchanger								
	Water volume			l	1	2				5			8
	Water flow rate	Cooling	Nom.	l/s	0.8	1.0	1.2	1.6	1.9	2.0	2.4	3.1	4.2
		Heating	Nom.	l/s	0.8	1.0	1.2	1.5	1.9		2.4	3.0	4.1
	Water pressure drop	Cooling	Nom.	kPa	20	11	16	19	28	10	14	22	20
		Heating	Nom.	kPa	19.6	10.6	15.4	19.1	27.1	9.4	13.8	20.4	19.1
Air heat exchanger	Type				High efficiency fin and tube type – Copper Aluminum								
Compressor	Type				Scroll compressor								
	Quantity				1					2			
Fan	Type				Axial								
	Quantity				1			2				3	4
	Speed			rpm	800		900	700	900	700	900	800	900
Sound power level	Cooling	Nom.		dBA	76.0		78.0	79.0	80.0		81.0	83.0	85.0
Sound pressure level	Cooling	Nom.		dBA	59.7		61.7	62.2	63.2	62.8	63.8	65.4	67.0
Refrigerant	Type/GWP				R-32/675								
	Charge			kg	3.00	5.50		7.00	8.00	12.0		13.0	16.0
	Circuits	Quantity			1					2			
Piping connections	Evaporator water inlet/outlet (OD)				1"1/4					2"			

Cooling: EW 12°C; LW 7°C; ambient conditions: 35°CDB | Cooling: EW 23°C; LW 18°C; ambient conditions: 35°CDB | Condition: Ta DB/WB 7°C/6°C - LWC 35°C (DT = 5°C) | Condition: Ta DB/WB 7°C/6°C - LWC 45°C (Dt=5°C) | According to EN14825 | Depends on operation mode, refer to installation manual. | For more details, see operation range drawing

EWYT-CZH

Air cooled scroll inverter heat pump

INVERTER

- Inverter chiller
- High part load efficiency for low running cost
- Minimal starting currents
- No buffertank required for standard applications
- Daikin scroll compressor
- Wide operation range
- Integrated hydronic module on request

EWYT-CZ_R

More details and final information can be found by scanning or clicking the QR codes.

EWYT-CZH

Heating & Cooling				EWYT	016CZH-A1	021CZH-A1	025CZH-A1	032CZH-A1	040CZH-A1	040CZH-A2	050CZH-A2	064CZH-A2	090CZH-A2
Space cooling	A Condition 35°C	Pdc		kW	16.1	21.1	25.8	32.7	39.9	41.7	51.1	64.3	88.7
	ηs,c			%	205	210	211	224	210	227	213	208	202
SEER					5.20	5.32	5.34	5.67	5.34	5.76	5.40	5.27	5.12
Space heating	Average climate water outlet 35°C	General	SCOP		3.88	4.06	4.08	4.11	4.13	4.14	4.09	3.94	4.00
			Seasonal space heating eff. class		A++								
Cooling capacity	Nom.			kW	16.2	21.2	25.9	32.8	40.1	41.8	51.3	64.5	88.9
Heating capacity	Nom.			kW	15.5	19.8	24.5	32.0	38.9	39.9	49.4	61.3	85.2
Power input	Cooling	Nom.		kW	5.60	6.70	8.70	10.4	13.5	13.3	17.0	22.0	31.2
	Heating	Nom.		kW	4.80	6.00	7.60	9.50	11.9	12.0	15.4	19.3	27.4
Capacity control	Method				Inverter controlled								
	Minimum capacity			%	18	14	12	19	15	14	12	15	14
EER					2.89	3.15	2.98	3.14	2.97	3.15	3.02	2.93	2.85
COP					3.24	3.31	3.22	3.37	3.28	3.33	3.20	3.17	3.12
IPLV					5.83	6.29	6.05	6.25	5.87	6.37	5.92	5.88	5.61
Dimensions	Unit	Height		mm	1,878								
		Width		mm	1,152			1,752		2,306		2,906	3,506
		Depth		mm	802					814			
Weight	Unit			kg	261	286		393	392	546		644	749
	Operation weight			kg	262	288		396	395	551		650	757
Water heat exchanger	Type				Braze plate heat exchanger								
	Water volume			l	1	2				5			8
	Water flow rate	Cooling	Nom.	l/s	0.8	1.0	1.2	1.6	1.9	2.0	2.4	3.1	4.2
		Heating	Nom.	l/s	0.8	1.0	1.2	1.5	1.9		2.4	3.0	4.1
	Water pressure drop	Cooling	Nom.	kPa	20	11	16	19	28	10	14	22	20
		Heating	Nom.	kPa	19.6	10.6	15.4	19.1	27.1	9.4	13.8	20.4	19.1
Air heat exchanger	Type				High efficiency fin and tube type – Copper Aluminum								
Compressor	Type				Scroll compressor								
	Quantity				1					2			
Fan	Type				Axial								
	Quantity				1			2				3	4
	Speed			rpm	800		900	700	900	700	900	800	900
Sound power level	Cooling	Nom.		dBA	76.0		78.0	79.0	80.0		81.0	83.0	85.0
Sound pressure level	Cooling	Nom.		dBA	59.7		61.7	62.2	63.2	62.8	63.8	65.4	67.0
Refrigerant	Type/GWP				R-32/675								
	Charge			kg	3.00	5.50		7.00	8.00	12.0		13.0	16.0
	Circuits	Quantity			1					2			
Piping connections	Evaporator water inlet/outlet (OD)				1"1/4					2"			

Cooling: EW 12°C; LW 7°C; ambient conditions: 35°CDB | Cooling: EW 23°C; LW 18°C; ambient conditions: 35°CDB | Condition: Ta DB/WB 7°C/6°C - LWC 35°C (DT = 5°C) | Condition: Ta DB/WB 7°C/6°C - LWC 45°C (Dt=5°C) | According to EN14825 | Depends on operation mode, refer to installation manual. | For more details, see operation range drawing

Air cooled screw chiller with free cooling, high efficiency, standard/low sound

- Free cooling chiller for space cooling and industrial processes
- Stepless single-screw compressor
- Greater energy savings and reduced CO_2 emissions during cold season
- Wide operating range: NEW OPTION 187 (high evaporator leaving temperature up to 25°C)
- MicroTech 4 controller with superior control logic and easy interface

More details and final information can be found by scanning or clicking the QR codes.

EWAD-CFXS EWAD-CFXL

Cooling only				EWAD-CFXS/XL	640	770	850	900	C10	C11	C12	C13	C14	C15	C16
Cooling capacity	Nom.			kW	640 (1) / 415 (2)	772 (1) / 510 (2)	852 (1) / 583 (2)	902 (1) / 612 (2)	1,027 (1) / 701 (2)	1,089 (1) / 734 (2)	1,269 (1) / 902 (2)	1,349 (1) / 957 (2)	1,435 (1) / 963 (2)	1,493 (1) / 1,013 (2)	1,555 (1) / 1,039 (2)
Power input	Cooling	Nom.		kW	257 (1) / 53.7 (2)	272 (1) / 62.0 (2)	293 (1) / 64.7 (2)	324 (1) / 69.8 (2)	360 (1) / 75.7 (2)	399 (1) / 83.4 (2)	397 (1) / 86.4 (2)	439 (1) / 92.8 (2)	454 (1) / 101 (2)	492 (1) / 109 (2)	530 (1) / 115 (2)
Capacity control	Method				Stepless										
	Minimum capacity			%	12.5										
EER					2.49 (1) / 11.91 (2)	2.84 (1) / 12.44 (2)	2.90 (1) / 13.17 (2)	2.78 (1) / 12.93 (2)	2.85 (1) / 13.56 (2)	2.73 (1) / 13.05 (2)	3.19 (1) / 14.68 (2)	3.08 (1) / 14.55 (2)	3.16 (1) / 14.21 (2)	3.04 (1) / 13.72 (2)	2.93 (1) / 13.50 (2)
IPLV					3.86	4.03	4.10	4.05	4.00	3.95	4.36	4.25	4.36	4.35	4.26
Dimensions	Unit	Height		mm	2,565										
		Width		mm	2,480										
		Length		mm	6,300	7,200	8,100		9,000		10,800				
Weight (XS)	Unit			kg	7,760	8,340	8,900		10,160	10,420	11,900		12,540	12,620	12,670
	Operation weight			kg	8,515	9,100	9,705		11,169	11,429	13,276		14,516	14,596	14,646
Weight (XL)	Unit			kg	8,050	8,620	9,190		10,450	10,710	12,190		12,830	12,910	12,960
	Operation weight			kg	8,795	9,390	9,995		11,459	11,719	13,566		14,806	14,886	14,936
Water heat exchanger	Type				Single pass shell & tube										
	Water flow rate	Cooling	Nom.	l/s	27.8 (1) / 27.8 (2)	33.5 (1) / 33.5 (2)	37.0 (1) / 37.0 (2)	39.2 (1) / 39.2 (2)	44.6 (1) / 44.6 (2)	47.3 (1) / 47.3 (2)	55.1 (1) / 55.1 (2)	58.6 (1) / 58.6 (2)	62.4 (1) / 62.4 (2)	64.9 (1) / 64.9 (2)	67.6 (1) / 67.6 (2)
	Water pressure drop	Cooling	Nom.	kPa	85 (1) / 128 (2)	105 (1) / 172 (2)	90 (1) / 178 (2)	101 (1) / 198 (2)	111 (1) / 245 (2)	124 (1) / 272 (2)	98 (1) / 232 (2)	110 (1) / 259 (2)	139 (1) / 305 (2)	150 (1) / 328 (2)	162 (1) / 354 (2)
	Water volume			l	741	771	808		1,012		1,372		1,965		
Air heat exchanger	Type				High efficiency fin and tube type										
Compressor	Type				Asymmetric single screw compressor										
	Quantity				2										
Fan	Type				Direct propeller										
	Air flow rate	Nom.		l/s	50,368	60,441	70,515		80,588		95,253				
Sound power level (XS)	Cooling	Nom.		dBA	100		101			102		103			
Sound power level (XL)	Cooling	Nom.		dBA	96	97			98		99				
Sound pressure level (XS)	Cooling	Nom.		dBA	79	80				81	80				
Sound pressure level (XL)	Cooling	Nom.		dBA	76		77								
Operation range	Air side	Cooling	Min.~Max.	°CDB	-20~45										
	Water side	Cooling	Min.~Max.	°CDB	-8~25										
Refrigerant	Type/GWP				R-134a/1,430										
	Circuits	Quantity			2										
Refrigerant charge				kg/TCO2Eq	64.0/91.5	73.0/104.4	81.0/115.8		91.0/130.1		107.0/153.0		112.5/160.9	124.0/177.3	
Piping connections	Evaporator water inlet/outlet (OD)				168.3mm				219.1mm				273mm		
Unit	Starting current	Max		A	605	619	658		924	971	1,030			1,073	1,086
	Running current	Cooling	Nom.	A	404	430	467	515	568	628	636	701	720	773	825
		Max		A	476	510	561	605	672	731	811	875		929	982
Power supply	Phase/Frequency/Voltage			Hz/V	3~/50/400										

(1) Cooling: entering evaporator water temp. 16°C; leaving evaporator water temp. 10°C; ambient air temp. 35°C; full load operation.
(2) Data is calculated at ambient air temperature 5°C, inlet water temperature 16°C.

Air cooled screw chiller with free cooling, high efficiency, reduced sound

- Free cooling chiller for space cooling and industrial processes
- Stepless single-screw compressor
- Greater energy savings and reduced CO_2 emissions during cold season
- Wide operating range: NEW OPTION 187 (high evaporator leaving temperature up to 25°C)
- MicroTech 4 controller with superior control logic and easy interface

EWAD-CFXS/XL/XR

Microtech 4

More details and final information can be found by scanning or clicking the QR codes.

EWAD-CFXR

Cooling Only				EWAD-CFXR	600	740	820	870	980	C10	C11	C12	C13	C14	C15
Cooling capacity	Nom.			kW	602 (1) / 374 (2)	739 (1) / 468 (2)	821 (1) / 539 (2)	866 (1) / 562 (2)	981 (1) / 644 (2)	1,034 (1) / 670 (2)	1,229 (1) / 825 (2)	1,302 (1) / 866 (2)	1,374 (1) / 889 (2)	1,424 (1) / 909 (2)	1,476 (1) / 929 (2)
Power input	Cooling	Nom.		kW	263 (1) / 46.6 (2)	278 (1) / 56.2 (2)	299 (1) / 58.5 (2)	334 (1) / 63.1 (2)	368 (1) / 68.5 (2)	412 (1) / 74.4 (2)	403 (1) / 80.0 (2)	450 (1) / 87.5 (2)	466 (1) / 93.4 (2)	511 (1) / 103 (2)	556 (1) / 109 (2)
Capacity control	Method				Stepless										
	Minimum capacity			%	12.5										
EER					2.29 (1) / 12.91 (2)	2.66 (1) / 13.17 (2)	2.75 (1) / 14.04 (2)	2.59 (1) / 13.71 (2)	2.67 (1) / 14.33 (2)	2.51 (1) / 13.89 (2)	3.05 (1) / 15.36 (2)	2.90 (1) / 14.87 (2)	2.95 (1) / 14.7 (2)	2.79 (1) / 13.85 (2)	2.66 (1) / 13.56 (2)
IPLV					4.09	4.15	4.16	4.20	4.10	4.08	4.42	4.37	4.42		4.28
Dimensions	Unit	Height		mm	2,565										
		Width		mm	2,480										
		Depth		mm	6,300	7,200	8,100		9,000		10,800				
Weight	Unit			kg	8,050	8,620	9,190		10,450	10,710	12,190		12,830	12,910	12,960
	Operation weight			kg	8,795	9,390	9,995		11,459	11,719	13,566		14,806	14,886	14,936
Water heat exchanger	Type				Single pass shell & tube										
	Water flow rate	Cooling	Nom.	l/s	26.2 (1) / 26.2 (2)	32.1 (1) / 32.1 (2)	35.7 (1) / 35.7 (2)	37.6 (1) / 37.6 (2)	42.6 (1) / 42.6 (2)	44.9 (1) / 44.9 (2)	53.4 (1) / 53.4 (2)	56.6 (1) / 56.6 (2)	59.7 (1) / 59.7 (2)	61.9 (1) / 61.9 (2)	64.1 (1) / 64.1 (2)
	Water pressure drop	Cooling	Nom.	kPa	76 (1) / 115 (2)	97 (1) / 159 (2)	84 (1) / 167 (2)	93 (1) / 184 (2)	102 (1) / 225 (2)	113 (1) / 248 (2)	92 (1) / 219 (2)	103 (1) / 243 (2)	128 (1) / 282 (2)	137 (1) / 301 (2)	146 (1) / 321 (2)
	Water volume			l	741	771	808		1,012		1,372		1,965		
Air heat exchanger	Type				High efficiency fin and tube type										
Compressor	Type				Asymm single screw										
	Quantity				2										
Fan	Type				Direct propeller										
	Quantity				10	12	14		16		20				
	Air flow rate	Nom.		l/s	38,935	46,722	54,508		62,295		73,011				
	Speed			rpm	715										
Sound power level	Cooling	Nom.		dBA	92				94			95			
Sound pressure level	Cooling	Nom.		dBA	71	72				73	72			73	
Operation range	Air side	Cooling	Min.~Max.	°CDB	-20~45										
	Water side	Cooling	Min.~Max.	°CDB	-8~25										
Refrigerant	Type/GWP				R-134a/1,430										
	Circuits	Quantity			2										
Refrigerant charge	Per circuit			kg	64.0	73.0	81.0		91.0		107.0		112.5	124.0	
	Per circuit			TCO2Eq	91.5	104.4	115.8		130.1		153.0		160.9	177.3	
Piping connections	Evaporator water inlet/outlet (OD)				168.3mm				219.1mm				273mm		
Unit	Starting current	Max		A	598	611	648		912	960	1,016			1,059	1,072
	Running current	Cooling	Nom.	A	411	439	473	526	580	647	645	717	738	800	862
		Max		A	462	493	542	585	649	708	783	847		901	954
Power supply	Phase/Frequency/Voltage			Hz/V	3~/50/400										

(1) Cooling: entering evaporator water temp. 16°C; leaving evaporator water temp. 10°C; ambient air temp. 35°C; full load operation.
(2)Data is calculated at ambient air temperature 5°C, inlet water temperature 16°C.

EWA(H)(D)-TZB/C screw inverter chiller High efficiency in comfort and process cooling

Over 1,000 sites around the world with screw chillers installed is demonstrating that we will never stop developing the most advanced technology with highest quality level to offer the best chiller experience to our customers.

EWA(H)(D)-TZB/C at a glance

› Full inverter air cooled chiller
› Capacity range from 190kW to 2000kW for series with R134a
› Capacity range from 170kW to 1500kW for series with R1234ze
› Daikin single screw compressor with integrated inverter
› Best efficiency at full load and part load conditions





Check on YouTube
www.youtube.com/DaikinEurope

› Daikin EWAD-TZB Screw Inverter Chiller



Web-based chiller selection software

A user-friendly interface allows users to quickly create new projects, open and change exisiting projects or simply do a quick selection.

Technical selection reports can be printed or downloaded in several formats.

To make life easier, the tool is accessible everywhere, via any device. No matter where you are, projects can be consulted.

Create now a new account on:
http://tools.daikinapplied.eu/

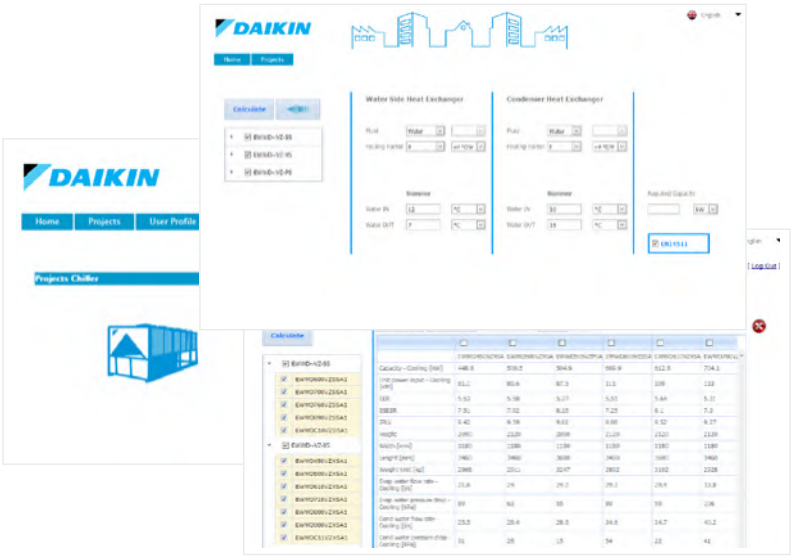

Why choose EWA(H)(D)-TZB/C?

High efficiencies both at full load and part load:

› Daikin compressor with in-built inverter for optimized efficiency
› In-house developed software with dynamic condensing pressure management and innovative economizer control logic

Rapid return on investment

› Payback of three years, compared to a non-inverter unit for comfort cooling applications
› Less than one year a for process cooling applications

Perfect comfort level

› Infinitely variable load regulation
› Precise leaving water temperature control thanks to stepless regulation

Compact design

› More compact heat exchanger with superior efficiencies
› Reduced electrical panel dimensions thanks to the inverter compressor mounted

Lowest sound levels

› Down to 87 dB(A) sound power at full load and even lower at part load thanks to fans and compressors variable speed
› Quiet compressor thanks to special acoustic executions
› Unique Daikin fans design with reduced noise impact and vibrations

Unrivaled and proven reliability

› Extensive testing of chillers and components in laboratories, Daikin factories and selected job sites - even at extreme working conditions
› Reduced energy demand without compromising on reliability and performance

Extensive option list

More than 60 different options are available to fit the EWA(H)(D)-TZB/C chiller to fit to your requirements:
› Rapid restart after power failure
› Variable speed water pumps to optimise the working efficiency
› Total heat recovery: 80 to 85% of the total heat rejection of the chiller can be recovered
› Partial heat recovery: 15 to 20% of the total heat rejection of the chiller can be recovered
› Refrigerant leak detection

Performance monitoring

With MT4, advanced algorithm implementation in the unit controller are possible, such as the **Performance Monitoring** (Option 186). This sensor-less algorithm calculates the unit cooling capacity by using refrigerant pressure and temperature readings. Electrical power is calculated either from compressor VFD power and fan, or directly measured through optional energy meter. As a standard(*), **no extra-hardware is required**.

(*) For TZ-B units an additional sub-cooling temperature sensor is required.

INVERTER

Air cooled screw inverter chiller, standard efficiency, standard/low sound

- Optimized energy efficiency both at full and part load conditions
- Inverter stepless single-screw compressor
- Advanced compressor technology featuring integrated inverter and variable volume ratio (VVR)
- Compact design for small footprint and minimized installation space
- Low operating sound levels are achieved by the latest compressor and fan design
- One or two truly independent refrigerant circuits for outstanding reliability

EWAD-TZB

Microtech 4

More details and final information can be found by scanning or clicking the QR codes.

EWAD-TZSSB EWAD-TZSLB

Cooling Only				EWAD-TZSSB/SLB	160	190	240	270	300	360	380	455	500	570	610	660	700	820	900	990	C10	C11
Space cooling	A Condition 35°C Pdc			kW	169.1	200.88	235.29	268.82	305.99	351.41	394.74	455.64	499.81	569.52	612.22	660.72	700.94	815.92	889.95	987.19	1,045.39	1,103.99
	ηs,c			%	168.2	172.6	169.4	175.4	177	183	172.6	171.4	175	180.2	189.8	182.6	185.4	197.4	194.2	200.6	200.2	200.6
SEER					4.28	4.39	4.31	4.46	4.5	4.65	4.39	4.63	4.65	4.58	4.82	4.64	4.71	5.01	4.93	5.09	5.08	5.09
Cooling capacity	Nom.			kW	169.1	200.9	235.3	268.8	306	351.4	394.7	455.6	499.8	569.5	612.2	660.7	700.9	816	890	987	1,045	1,104
Power input	Cooling	Nom.		kW	56.48	69.9	82.99	89.94	108.6	118	139.4	163.8	174.6	198.1	217.6	239	249.1	257.9	296.1	321.3	346.4	366.2
Capacity control	Minimum capacity			%	37	31	34	29	25	24	16	17	16	14	13	12		10				
EER					2.995	2.874	2.835	2.989	2.817	2.954	2.832	2.783	2.862	2.876	2.813	2.764	2.813	3.164	3.005	3.072	3.017	3.015
ESEER					4.37	4.46	4.3	4.4	4.42	4.5	4.46	4.44	4.49	4.54	4.59	4.63	4.7	4.43	4.44			4.51
IPLV					5.3	5.27	5.04	5.19	5.37	5.53	5.34	5.3	5.46	5.64	5.62		5.7	5.29	5.26	5.25	5.26	5.27
Dimensions	Unit	Height		mm	2,540																	
		Width		mm	2,282																	
		Depth		mm	2,330			3,230			4,130		5,030	5,887			6,786	6,877		7,787	8,687	9,587
Weight (SSB)	Unit			kg	2,066	2,091	2,149	2,375	2,422	2,771	4,044	4,060	4,317	4,603	4,780	4,804	5,074	6,282	6,382	6,777	7,132	7,410
	Operation weight			kg	2,086	2,117	2,187	2,401	2,460	2,821	4,202	4,224	4,475	4,761	5,050	5,059	5,329	6,532	6,632	7,027	7,382	7,660
Weight (SLB)	Unit			kg	2,081	2,106	2,164	2,390	2,437	2,786	4,074	4,090	4,347	4,633	4,810	4,834	5,104	6,282	6,382	6,777	7,132	7,410
	Operation weight			kg	2,101	2,132	2,202	2,416	2,475	2,836	4,232	4,254	4,505	4,791	5,080	5,089	5,359	6,532	6,632	7,027	7,382	7,660
Water heat exchanger	Type				Plate heat exchanger						Shell and tube											
	Water volume			l	20.25	26.1	37.35	26.1	37.35	49.5	158	164	158		270	255		283	485			453
	Water flow rate	Cooling	Nom.	l/s	8.1	9.6	11.2	12.9	14.6	16.8	18.9	21.8	23.9	27.3	29.3	31.6	33.5	39.1	42.6	47.2	50	52.8
	Water pressure drop	Cooling	Nom.	kPa	25	19.3	15.4	32.6	25.2	25.9		32.4	44	55.7	38.8	32.3	36	52.6	36.9	42.2	46.6	37.3
Air heat exchanger	Type				Microchannel																	
Compressor	Type				Driven vapour compression																	
	Quantity				1						2											
Fan	Type				Direct propeller																	
	Quantity				4			6		8			10	12			14			16	18	20
	Air flow rate	Nom.		l/s	15,109			22,664		30,219			37,774	45,328			52,883	69,177		79,060	88,942	98,825
	Speed			rpm	700													900				
Sound power level (SSB)	Cooling	Nom.		dBA	96			97	98	99				100	101	102	105	102			103	
Sound power level (SLB)	Cooling	Nom.		dBA	90	91		92	93	94				95	96	97		99			100	
Sound pressure level (SSB)	Cooling	Nom.		dBA	77				78	79				80		82	84	81				
Sound pressure level (SLB)	Cooling	Nom.		dBA	71	72			73	74					75	76	77	78				
Operation range	Air side	Cooling	Min.~Max.	°CDB	-18 ~50													-18~45				
	Water side	Cooling	Min.~Max.	°CDB	-8~18													-15~20				
Refrigerant	Type/GWP				R-134a/1,430																	
	Charge			kg	27	29	33	38	41	52	58	59	68	75	77	83	90	91		104	117	130
	Circuits	Quantity			1						2											
Refrigerant charge	Per circuit			TCO2Eq	38.6	41.5	47.2	54.3	58.6	74.4	41.5	42.2	48.6	53.6	55.1	59.3	64.4	65.1		74.4	83.7	93.0
Piping connections	Evaporator water inlet/outlet (OD)				3"			4"			5"				6"			168.3 mm	219.1mm			
Unit	Running current	Cooling	Nom.	A	102	123	188	177	188	200	246	372	366	361	377	396	414	429	501	528	563	597
		Max		A	130	149	160	187	220	246	298	320	350	374	439	466	486	537	599	652	708	768
Power supply	Phase/Frequency/Voltage			Hz/V	3~/50/400																	

performances according to CSS software 10.27

INVERTER

Air cooled screw inverter chiller, standard efficiency, reduced sound

- Optimized energy efficiency both at full and part load conditions
- Inverter stepless single-screw compressor
- Advanced compressor technology featuring integrated inverter and variable volume ratio (VVR)
- Compact design for small footprint and minimized installation space
- Low operating sound levels are achieved by the latest compressor and fan design
- One or two truly independent refrigerant circuits for outstanding reliability

More details and final information can be found by scanning or clicking the QR codes.

EWAD-TZSRB

Cooling Only				EWAD-TZSRB	160	190	240	270	300	360	380	455	500	570	610	660	700	820	900	990	C10	C11
Space cooling	A Condition 35°C	Pdc		kW	169.1	200.88	235.29	268.82	305.99	351.41	394.01	454.57	499.14	568.6	610.43	658.99	699.87	799.95	894.94	956.14	1,013.27	1,067.02
	ηs,c			%	168.2	172.6	169.4	175.4	177	183	172.2	170.6	174.2	179.4	188.6	181.8	184.6	215	213.4	213.8	216.2	217.8
SEER					4.28	4.39	4.31	4.46	4.5	4.65	4.38	4.63	4.64	4.56	4.79	4.62	4.69	5.45	5.41	5.42	5.48	5.52
Cooling capacity	Nom.			kW	169.1	200.9	235.3	268.8	306	351.4	394	454.6	499.1	568.6	610.4	659	699.9	800	895	956	1,013	1,067
Power input	Cooling	Nom.		kW	56.48	69.9	82.99	89.94	108.6	118	140.2	164.8	175.4	199.1	218.4	240.3	250.3	247.8	294.1	316	335.6	358.9
Capacity control	Minimum capacity			%	37	31	34	29	25	24	16	17	16	14	13	12		10				
EER					2.995	2.874	2.835	2.989	2.817	2.954	2.81	2.759	2.846	2.856	2.795	2.742	2.796	3.229	3.043	3.016	3.018	2.973
ESEER					4.37	4.46	4.3	4.4	4.42	4.5	4.44	4.43	4.47	4.53	4.61	4.6	4.68	4.8		4.85	4.83	4.98
IPLV					5.3	5.27	5.04	5.19	5.37	5.53	5.3	5.26	5.43	5.6	5.61	5.6	5.67	5.92	5.74	5.77	5.75	5.86
Dimensions	Unit	Height		mm	2,540																	
		Width		mm	2,282																	
		Length		mm	2,330			3,230			4,130		5,030	5,887			6,786	7,787		8,687	9,587	10,488
Weight	Unit			kg	2,166	2,191	2,249	2,475	2,522	2,871	4,244	4,260	4,517	4,803	4,980	5,004	5,274	6,997	7,097	7,452	7,730	8,023
	Operation weight			kg	2,186	2,217	2,287	2,501	2,560	2,921	4,402	4,424	4,675	4,961	5,250	5,259	5,529	7,247	7,347	7,702	7,980	8,273
Water heat exchanger	Type				Plate heat exchanger						Shell and tube											
	Water volume			l	20.25	26.1	37.35	26.1	37.35	49.5	158	164	158		270	255		283	485			453
	Water flow rate	Cooling	Nom.	l/s	8.1	9.6	11.2	12.9	14.6	16.8	18.8	21.7	23.9	27.2	29.2	31.5	33.5	38.3	42.8	45.7	48.5	51
	Water pressure drop	Cooling	Nom.	kPa	25	19.3	15.4	32.6	25.2	25.9	25.8	32.2	43.9	55.5	38.6	32.2	35.9	52.1	36.3	41	45.6	36.3
Air heat exchanger	Type				Microchannel																	
Compressor	Type				Driven vapour compression																	
	Quantity				1						2											
Fan	Type				Direct propeller																	
	Quantity				4			6		8			10	12			14	16		18	20	22
	Air flow rate	Nom.		l/s	15,109			22,664		30,219	29,650		36,920	44,475			51,745	59,299		66,570	74,124	81,394
	Speed			rpm	700																	
Sound power level	Cooling	Nom.		dBA	86	87		88		90				91		92	94			95		
Sound pressure level	Cooling	Nom.		dBA	67	68			69	70						71	73					
Operation range	Air side	Cooling	Min.~Max.	°CDB	-18~50													-18~45				
	Water side	Cooling	Min.~Max.	°CDB	-8~18													-15~20				
Refrigerant	Type/GWP				R-134a/1,430																	
	Charge			kg	27	29	33	38	41	52	58	59	68	75	77	83	90	104		117	130	143
	Circuits	Quantity			1						2											
Refrigerant charge	Per circuit			TCO2Eq	38.6	41.5	47.2	54.3	58.6	74.4	41.5	42.2	48.6	53.6	55.1	59.3	64.4	74.4		83.7	93.0	102.2
Piping connections	Evaporator water inlet/outlet (OD)				3"			4"			5"				6"			168.3 mm	219.1mm			
Unit	Running current	Cooling	Nom.	A	102	123	188	177	188	200	247	374	368	363	378	398	416	422	496	530	561	599
		Max		A	130	149	160	187	220	246	298	320	350	374	439	466	486	523	585	635	688	745
Power supply	Phase/Frequency/Voltage			Hz/V	3~/50/400																	

performances according to CSS software 10.27

INVERTER

Air cooled screw inverter chiller, high efficiency, standard/low sound

- High energy efficiency both at full and part load conditions
- Inverter stepless single-screw compressor with DC electrical motor
- Advanced compressor technology featuring integrated inverter and variable volume ratio (VVR)
- Continuous fans speed modulation thanks to inverter driven fans to improve part load efficiency
- Compact design for small footprint and minimized installation space
- Low operating sound levels are achieved by the latest compressor and fan design
- One or two truly independent refrigerant circuits for outstanding reliability

More details and final information can be found by scanning or clicking the QR codes.

EWAD-TZXSB EWAD-TZXLB

Cooling Only				EWAD-TZXSB/XLB	190	220	240	290	320	360	420	450	540	570	610	660	680	770	850	910	C10	C11
Space cooling (XSB)	A Condition 35°C	Pdc		kW	180.41	211.34	239.54	203	202.6	195.4	198.2	199.8	201	563.39	599.41	639.37	678.22	763.88	850.16	911.93	1,001.2	1,045.43
	ηs,c			%	195	198.6	195.4	5.15	5.14	4.96	5.03	5.07	5.1	198.6	203.8	206.2	205.4	228.6	226.6	233.4	243	237
Space cooling (XLB)	A Condition 35°C	Pdc		kW	180.41	211.34	239.54	276.79	313.2	360.56	417.27	472.59	528.99	563.39	599.41	639.37	678.22	763.88	850.16	911.93	1,001.2	1,045.43
	ηs,c			%	195	198.6	195.4	203	202.6	195.4	198.2	199.8	201	198.6	203.8	206.2	205.4	228.6	226.6	233.4	243	237
SEER					4.95	5.04	4.96	5.15	5.14	4.96	5.03	5.07	5.1	5.04	5.17	5.23	5.21	5.79	5.74	5.91	6.15	6
Cooling capacity	Nom.			kW	180.4	211.3	239.5	276.8	313.2	360.6	417.3	472.6	529	563.4	599.4	639.4	678.2	764	850	912	1,001	1,045
Power input	Cooling	Nom.		kW	52.13	63.22	72.5	83.87	100.2	109.1	132.2	144.9	163.5	181.1	191.7	202.1	219.8	226.5	266.1	275.8	303.4	320.1
Capacity control	Minimum capacity			%	34	29	34	29	25	17	16	17	16	15	14	13		10				
EER					3.46	3.343	3.304	3.3	3.127	3.304	3.156	3.261	3.236	3.111	3.127	3.164	3.085	3.374	3.195	3.306	3.3	3.265
ESEER					5.11	5.06	4.99	5.09	5.13	5.14	5.09	5	5.07		5.11	5.15		5.09		5.13	5.15	5.22
IPLV					6.26	6.15	6.19	6.17		6.4	6.3	6.22		6.29	6.31	6.25	6.21	6.26	6.08	6.19	6.29	6.24
Dimensions	Unit	Height		mm	2,540																	
		Width		mm	2,282																	
		Length		mm	3,230			4,130		5,030		5,887			6,786	7,684		7,787		8,687	9,587	10,488
Weight (XSB)	Unit			kg	2,362	2,409	2,421	2,770		4,292		4,602	4,800		5,072	5,425		6,677	6,777	7,132	7,410	7,703
	Operation weight			kg	2,388	2,447	2,459	2,820		4,450		4,760	5,055		5,327	5,680		6,927	7,027	7,382	7,660	7,953
Weight (XLB)	Unit			kg	2,377	2,424	2,436	2,785		4,322		4,632	4,830		5,102	5,455		6,677	6,777	7,132	7,410	7,703
	Operation weight			kg	2,403	2,462	2,474	2,835		4,480		4,790	5,085		5,357	5,710		6,927	7,027	7,382	7,660	7,953
Water heat exchanger	Type				Plate heat exchanger					Shell and tube												
	Water volume			l	26.1	37.35		49.5		158			255					301	485			453
	Water flow rate	Cooling	Nom.	l/s	8.6	10.1	11.5	13.2	15	17.3	20	22.6	25.3	27	28.7	30.6	32.4	36.6	40.7	43.6	47.9	50
	Water pressure drop	Cooling	Nom.	kPa	16.4	13.2	16.2	17.1	21	34.3	31.2	39.7	36.7	41.1	27.1	30.5	33.3	40.5	33.5	37.5	42.4	34.3
Air heat exchanger	Type				Microchannel																	
Compressor	Type				Driven vapour compression																	
	Quantity				1					2												
Fan	Type				Direct propeller																	
	Quantity				6			8		10		12			14	16				18	20	22
	Air flow rate	Nom.		l/s	22,664			30,219		37,774		45,328			52,883	60,438				67,993	75,547	83,102
	Speed			rpm	700																	
Sound power level (XSB)	Cooling	Nom.		dBA	96	97	96	-						100		101						102
Sound power level (XLB)	Cooling	Nom.		dBA	91	92	91	92	93	94				95	96			97				
Sound pressure level (XSB)	Cooling	Nom.		dBA	77				78	79					80					79		
Sound pressure level (XLB)	Cooling	Nom.		dBA	72				73		74	73		74				75				
Operation range	Air side	Cooling	Min.~Max.	°CDB	-18~55													-18~53				
	Water side	Cooling	Min.~Max.	°CDB	-8~18													-15~20				
Refrigerant	Type/GWP (XSB)				R-134a/1,430					R-134a/-					R-134a/1,430							
	Type/GWP (XLB)				R-134a/1,430																	
	Charge			kg	36	39	40	51		64		74	80		89	96		104		117	130	143
	Circuits	Quantity			1					2												
Refrigerant charge	Per circuit			TCO2Eq	51.5	55.8	57.2	72.9		45.8		52.9	57.2		63.6	68.6		74.4		83.7	93.0	102.2
Piping connections	Evaporator water inlet/outlet (OD)				3"			4"		5"			6"					168.3 mm	219.1mm			
Unit	Running current	Cooling	Nom.	A	110	113	186		192	225	231	371.0	383	392	390	387	395	394	451	469	500	537
		Max		A	130	149	166	198	225	256	292	333	358	385	417	450	478	508	562	590	640	694
Power supply	Phase/Frequency/Voltage			Hz/V	3~/50/400																	

performances according to CSS software 10.27

INVERTER

Air cooled screw inverter chiller, high efficiency, reduced sound

- High energy efficiency both at full and part load conditions
- Inverter stepless single-screw compressor with DC electrical motor
- Advanced compressor technology featuring integrated inverter and variable volume ratio (VVR)
- Continuous fans speed modulation thanks to inverter driven fans to improve part load efficiency
- Compact design for small footprint and minimized installation space
- Low operating sound levels are achieved by the latest compressor and fan design
- One or two truly independent refrigerant circuits for outstanding reliability

More details and final information can be found by scanning or clicking the QR codes.

EWAD-TZXRB

Cooling Only				EWAD-TZXRB	190	220	240	290	320	360	420	450	540	570	610	660	680	770	850	910	C10	C11
Space cooling	A Condition 35°C	Pdc		kW	180.41	211.34	239.54	276.79	313.2	360.28	416.8	472.11	528.32	562.28	598.77	638.64	677.38	763.85	850.14	911.93	1,001.2	1,045.41
	ηs,c			%	195	198.6	195.4	203	202.6	194.6	198.2	199	200.2	198.2	202.6	205	204.6	229.8	229.4	233.4	244.2	237.8
SEER					4.95	5.04	4.96	5.15	5.14	4.94	5.03	5.05	5.08	5.03	5.14	5.2	5.19	5.82	5.81	5.91	6.18	6.02
Cooling capacity	Nom.			kW	180.4	211.3	239.5	276.8	313.2	360.3	416.8	472.1	528.3	562.3	598.8	638.6	677.4	764	850	912	1,001	1,045
Power input	Cooling	Nom.		kW	52.13	63.22	72.5	83.87	100.2	109.5	132.1	145.6	164.3	181.9	192.5	202	220.9	226.5	266.8	275.4	303.1	320.6
Capacity control	Minimum capacity			%	34	29	34	29	25	17	16	17	16	15	14	13		10				
EER					3.46	3.343	3.304	3.3	3.127	3.29	3.156	3.243	3.215	3.092	3.111	3.146	3.067	3.373	3.186	3.311	3.302	3.26
ESEER					5.11	5.06	4.99	5.09	5.13	5.12	5.09	4.99	5.04	5.05	5.13		5.07	5.09		5.13	5.15	5.22
IPLV					6.26	6.15	6.19	6.17		6.37	6.3	6.2		6.26	6.27	6.24	6.18	6.26	6.08	6.19	6.29	6.24
Dimensions	Unit	Height		mm	2,540																	
		Width		mm	2,282																	
		Length		mm	3,230			4,130		5,030		5,887			6,786	7,684		7,787		8,687	9,587	10,488
Weight	Unit			kg	2,462	2,509	2,521	2,870		4,492		4,802	5,000		5,272	5,625		6,997	7,097	7,452	7,730	8,023
	Operation weight			kg	2,488	2,547	2,559	2,920		4,650		4,960	5,255		5,527	5,880		7,247	7,347	7,702	7,980	8,273
Water heat exchanger	Type				Plate heat exchanger					Shell and tube												
	Water volume			l	26.1	37.35		49.5		158			255					301	485			453
	Water flow rate	Cooling	Nom.	l/s	8.6	10.1	11.5	13.2	15	17.2	19.9	22.6	25.3	26.9	28.6	30.5	32.4	36.6	40.7	43.6	47.9	50
	Water pressure drop	Cooling	Nom.	kPa	16.4	13.2	16.2	17.1	21	34.2	31.1	39.7	36.6	41	27.1	30.4	33.2	40.3	33.3	37.3	42.3	34.2
Air heat exchanger	Type				Microchannel																	
Compressor	Type				Driven vapour compression																	
	Quantity				1					2												
Fan	Type				Direct propeller																	
	Quantity				6			8		10		12			14	16				18	20	22
	Air flow rate	Nom.		l/s	22,664			30,219		36,920		44,475			51,745	59,299				66,570	74,124	81,394
	Speed			rpm	700																	
Sound power level	Cooling	Nom.		dBA	88			89		90		91				92		94		95		
Sound pressure level	Cooling	Nom.		dBA	68			69		70						71		73				
Operation range	Air side	Cooling	Min.~Max.	°CDB	-18~55													-18~53				
	Water side	Cooling	Min.~Max.	°CDB	-8~18													-15~20				
Refrigerant	Type/GWP				R-134a/1,430																	
	Charge			kg	36	39	40	51		64		74	80		89	96		104		117	130	143
	Circuits	Quantity			1					2												
Refrigerant charge	Per circuit			TCO2Eq	51.5	55.8	57.2	72.9		45.8		52.9	57.2		63.6	68.6		74.4		83.7	93.0	102.2
Piping connections	Evaporator water inlet/outlet (OD)				3"		4"			5"			6"					168.3 mm	219.1mm			
Unit	Running current	Cooling	Nom.	A	110	113	186		192	226	231	373.0	385	393	391	389	396	395	453	471	502	539
		Max		A	130	149	166	198	225	256	292	333	358	385	417	450	478	508	562	590	640	694
Power supply	Phase/Frequency/Voltage			Hz/V	3~/50/400																	

performances according to CSS software 10.27

INVERTER

Air cooled screw inverter chiller, premium efficiency, standard/low sound

- Premium energy efficiency both at full and part load conditions
- Inverter stepless single-screw compressor with DC electrical motor
- Advanced compressor technology featuring integrated inverter and variable volume ratio (VVR)
- Continuous fans speed modulation with EC fans for even higher part load efficiency
- Compact design for small footprint and minimized installation space
- Low operating sound levels are achieved by the latest compressor and fan design
- One or two truly independent refrigerant circuits for outstanding reliability

More details and final information can be found by scanning or clicking the QR codes.

EWAD-TZPSB EWAD-TZPLB

Cooling Only				EWAD-TZPSB/PLB	190	220	240	290	300	350	420	495	550	620	720	820	950
Space cooling	A Condition 35°C	Pdc		kW	183.62	216.12	244.42	281.93	323.37	378.96	437.31	501.15	543.03	620	717	832.86	949.85
	ηs,c			%	204.6	210.2	208.6	209	217	207	211.4	221.8	219	241.4	245.8	249	249.4
SEER					5.19	5.33	5.29	5.3	5.5	5.25	5.36	5.62	5.55	6.11	6.22	6.3	6.31
Cooling capacity	Nom.			kW	183.6	216.1	244.4	281.9	323.4	379	437.3	501.2	543	620	717	833	950
Power input	Cooling	Nom.		kW	50.48	60.72	68.74	83.43	95.89	104.6	124.9	139.1	151.4	178.8	182.3	220.4	252.5
Capacity control	Minimum capacity			%	34	29	34	29	27	19	20	17	10				
EER					3.637	3.559	3.555	3.379	3.372	3.623	3.502	3.603	3.586	3.468	3.933	3.78	3.763
ESEER					5.54	5.51	5.42	5.4	5.35	5.48		5.45	5.5	5.42	5.59	5.54	5.55
IPLV					6.49	6.35	6.41	6.35	6.21	6.52	6.58	6.55	6.51	6.47	6.73	6.6	6.64
Dimensions	Unit	Height		mm	2,540												
		Width		mm	2,282												
		Length		mm	4,130				5,030	5,887	6,786	7,684	8,579	9,480	9,587	10,488	11,387
Weight (PSB)	Unit			kg	2,758		2,769	2,770	3,020	4,735	5,069	5,077	6,527	6,555	7,650	7,943	8,240
	Operation weight			kg	2,808		2,819	2,820	3,070	4,990	5,324	5,332	6,777	6,805	7,900	8,193	8,490
Weight (PLB)	Unit			kg	2,773		2,784	2,785	3,035	4,765	5,099	5,107	6,527	6,555	7,650	7,943	8,240
	Operation weight			kg	2,823		2,834	2,835	3,085	5,020	5,354	5,362	6,777	6,805	7,900	8,193	8,490
Water heat exchanger	Type				Plate heat exchanger					Shell and tube							
	Water volume			l	49.5					255			307		485		453
	Water flow rate	Cooling	Nom.	l/s	8.8	10.3	11.7	13.5	15.5	18.1	20.9	24	26	29.6	34.3	39.8	45.4
	Water pressure drop	Cooling	Nom.	kPa	10.6	11	13.4	17.1	21.5	20.4	26.5	33.3	19.8	25	24.2	31.7	29
Air heat exchanger	Type				Microchannel												
Compressor	Type				Driven vapour compression												
	Quantity				1					2							
Fan	Type				Direct propeller												
	Quantity				8				10	12	14	16	18	20		22	24
	Air flow rate	Nom.		l/s	29,610				37,013	44,415	51,818	59,220	66,623	74,025		81,428	88,830
	Speed			rpm	700												
Sound power level (PSB)	Cooling	Nom.		dBA	97				98	99		100	101				
Sound power level (PLB)	Cooling	Nom.		dBA	91	92	91	92		94			97				
Sound pressure level (PSB)	Cooling	Nom.		dBA	77					78	77	78	79				
Sound pressure level (PLB)	Cooling	Nom.		dBA	71	72	71	72		73	72	73	75				
Operation range	Air side	Cooling	Min.~Max.	°CDB	-18~55										-18~53		
	Water side	Cooling	Min.~Max.	°CDB	-8~18										-15~20		
Refrigerant	Type/GWP				R-134a/1,430												
	Charge			kg	49		50	51	58	77	86	94	105	114	130	143	156
	Circuits	Quantity			1					2							
Refrigerant charge	Per circuit			TCO2Eq	70.1		71.5	72.9	82.9	55.1	61.5	67.2	75.1	81.5	93.0	102.2	111.5
Piping connections	Evaporator water inlet/outlet (OD)				3"		4"			6"			168.3 mm		219.1mm		
Unit	Running current	Cooling	Nom.	A	101	104	172	177		208	211	346	258	298	316	375	424
		Max		A	126	144	162	188	218	246	285	324	352	436	437	512	577
Power supply	Phase/Frequency/Voltage			Hz/V	3~/50/400												

performances according to CSS software 10.27

INVERTER

Air cooled screw inverter chiller, premium efficiency, reduced sound

- Premium energy efficiency both at full and part load conditions
- Inverter stepless single-screw compressor with DC electrical motor
- Advanced compressor technology featuring integrated inverter and variable volume ratio (VVR)
- Continuous fans speed modulation with EC fans for even higher part load efficiency
- Compact design for small footprint and minimized installation space
- Low operating sound levels are achieved by the latest compressor and fan design
- One or two truly independent refrigerant circuits for outstanding reliability

More details and final information can be found by scanning or clicking the QR codes.

EWAD-TZPRB

Cooling Only				EWAD-TZPRB	190	220	240	290	300	350	420	495	550	620	720	820	950
Space cooling	A Condition 35°C	Pdc		kW	187.3	218.24	246.75	279.23	317.21	382.29	436.87	505.48	543.03	620.04	717	832.86	949.86
	ηs,c			%	208.6	212.2	210.6	207	212.2	208.2	210.2	221	218.2	219.8	248.6	249.4	251
SEER					5.29	5.38	5.34	5.25	5.38	5.28	5.33	5.6	5.53	5.57	6.29	6.31	6.35
Cooling capacity	Nom.			kW	187.3	218.2	246.8	279.2	317.2	382.3	436.9	505.5	543	620	717	833	950
Power input	Cooling	Nom.		kW	50.48	60.72	68.74	83.42	95.88	105.1	125.3	139.7	151.3	178.5	182.2	220.2	252.4
Capacity control	Minimum capacity			%	34	29	34	29	27	19	20	17	10				
EER					3.71	3.594	3.59	3.347	3.308	3.637	3.486	3.618	3.59	3.473	3.935	3.783	3.764
ESEER					5.55	5.52	5.27	5.16	5.2	5.32	5.21	5.38	5.5	5.42	5.59	5.54	5.55
IPLV					6.49	6.35	6.23	6.07	6.04	6.3	6.27	6.47	6.53	6.47	6.73	6.6	6.64
Dimensions	Unit	Height		mm	2,540												
		Width		mm	2,282												
		Length		mm	4,130				5,030	5,887	6,786	7,684	8,579	9,480	9,587	10,488	11,387
Weight	Unit			kg	2,858		2,869	2,870	3,120	4,935	5,269	5,277	6,677	6,705	7,970	8,263	8,560
	Operation weight			kg	2,908		2,919	2,920	3,170	5,190	5,524	5,532	6,927	6,955	8,220	8,513	8,810
Water heat exchanger	Type				Plate heat exchanger					Shell and tube							
	Water volume			l	49.5					255			307		485		453
	Water flow rate	Cooling	Nom.	l/s	9	10.4	11.8	13.3	15.2	18.3	20.9	24.2	26	29.6	34.3	39.8	45.4
	Water pressure drop	Cooling	Nom.	kPa	10.6	11	13.4	17.1	21.5	20.4	26.4	33.2	19.8	24.9	24.2	31.7	28.9
Air heat exchanger	Type				Microchannel												
Compressor	Type				Driven vapour compression												
	Quantity				1					2							
Fan	Type				Direct propeller												
	Quantity				8				10	12	14	16	18	20		22	24
	Air flow rate	Nom.		l/s	29,610				37,013	43,369	50,423	57,826	64,879	72,282		79,336	86,738
	Speed			rpm	700												
Sound power level	Cooling	Nom.		dBA	87	88	87	88		89	90		94	95			
Sound pressure level	Cooling	Nom.		dBA	67	68	67	68				69	73				
Operation range	Air side	Cooling	Min.~Max.	°CDB	-18~55										-18~53		
	Water side	Cooling	Min.~Max.	°CDB	-8~18										-15~20		
Refrigerant	Type/GWP				R-134a/1,430												
	Charge			kg	49		50	51	58	77	86	94	105	114	130	143	156
	Circuits	Quantity			1					2							
Refrigerant charge	Per circuit			TCO2Eq	70.1		71.5	72.9	82.9	55.1	61.5	67.2	75.1	81.5	93.0	102.2	111.5
Piping connections	Evaporator water inlet/outlet (OD)				3"		4"			6"			168.3 mm		219.1mm		
Unit	Running current	Cooling	Nom.	A	101	104	172	177		209	212	347	259	300	317	377	426
		Max		A	126	144	162	188	218	246	285	324	352	436	437	512	577
Power supply	Phase/Frequency/Voltage			Hz/V	3~/50/400												

performances according to CSS software 10.27

INVERTER

Air cooled screw inverter chiller, standard efficiency, standard/low sound

- Optimized energy efficiency both at full and part load conditions
- New single screw compressor geometry allowing performance optimization
- Refrigerant cooled inverter mounted on compressor all across the range
- New generation of air-cooled inverter series with extension of capacity range: Nominal capacity up to 1600 kW
- Includes new generation Daikin MicroTech 4 controller with higher memory capacity and faster microprocessor
- Microchannel coils

More details and final information can be found by scanning or clicking the QR codes.

EWAD-TZSSC2 EWAD-TZSLC2

Cooling Only				EWAD-TZSSC2/SLC2	H11	H12	H13	C15	C16	H17	H18	H19
Space cooling	A Condition 35°C Pdc			kW	1,189	1,259	1,355	1,508	1,644	1,766	1,875	1,965
	ηs,c			%	184.5	182.4	182.9	190.1	191.8	191.4	190.1	184.2
SEER					4.69	4.64	4.65	4.83	4.87	4.86	4.83	4.68
Cooling capacity	Nom.			kW	1,189	1,259	1,355	1,508	1,644	1,766	1,875	1,965
Power input	Cooling	Nom.		kW	380.9	413.4	438.6	485	532.8	581.8	636.4	709.3
Capacity control	Method				Variable							
	Minimum capacity			%	12.5							
EER					3.12	3.05	3.09	3.11	3.09	3.04	2.95	2.77
IPLV					4.85	4.8	4.78	5.14	5.11	5.07	5.04	4.99
Dimensions	Unit	Height		mm	2,540							
		Width		mm	2,282							
		Length		mm	10,510		11,404		12,302	13,202	14,102	
Weight	Unit			kg	9,322		10,112	10,716	11,134	11,564	12,037	
	Operation weight			kg	9,879		11,123	11,727	12,145	12,575	13,048	
Water heat exchanger	Type				Shell and tube							
	Water volume			l	557		1,011					
	Water pressure drop	Cooling	Nom.	kPa	57.1	63.3	40.5	49.1	57.4	65.2	72.7	79
Air heat exchanger	Type				Microchannel							
Compressor	Type				Inverter driven single screw compressor							
	Quantity				2							
Fan	Type				Direct propeller							
	Quantity				22		24		26	28	30	
	Air flow rate	Nom.		l/s	112,259		122,464		132,670	142,876	153,081	
	Speed			rpm	900							
Sound power level (SSC2)	Cooling	Nom.		dBA	100		101			102	103	
Sound power level (SLC2)	Cooling	Nom.		dBA	102	103	104		105		106	107
Sound pressure level (SSC2)	Cooling	Nom.		dBA	77		78		79			80
Sound pressure level (SLC2)	Cooling	Nom.		dBA	80	81	82	81	82		83	84
Refrigerant	Type/GWP				R-134a/1,430							
	Charge			kg	175		200		220	250	270	
	Circuits	Quantity			2							
Piping connections	Evaporator water inlet/outlet (OD)				219.1mm		273mm					
Unit	Running current	Cooling	Nom.	A	646.5	691.1	733.0	813.9	884.0	962.8	1,044	1,149
		Max		A	913	969	1,027	1,165	1,205	1,301	1,398	1,487
Power supply	Phase/Frequency/Voltage			Hz/V	3~/50 /400							

performances according to CSS software 10.27

INVERTER

Air cooled screw inverter chiller, standard efficiency, reduced sound

- High energy efficiency both at full and part load conditions
- New single screw compressor geometry allowing performance optimization
- Refrigerant cooled inverter mounted on compressor all across the range
- New generation of air-cooled inverter series with extension of capacity range: Nominal capacity up to 1600 kW
- Includes new generation Daikin MicroTech 4 controller with higher memory capacity and faster microprocessor
- Microchannel coils

EWAD-TZSRC2 Microtech 4

More details and final information can be found by scanning or clicking the QR codes.

EWAD-TZSRC2

Cooling Only				EWAD-TZSRC2	H11	H12	H13	C15	C16	H17	H18	H19
Space cooling	A Condition 35°C	Pdc		kW	1,164	1,229	1,323	1,463	1,595	1,712	1,812	1,876
	ηs,c			%	206.8	201.6	203.1	204.1	205.3	205.0		201.4
SEER					5.24	5.12	5.15	5.18	5.21	5.20		5.11
Cooling capacity	Nom.			kW	1,164	1,229	1,323	1,463	1,595	1,712	1,812	1,876
Power input	Cooling	Nom.		kW	384.6	423.1	446	513.9	564.5	611.2	663.5	741.2
Capacity control	Method				Variable							
	Minimum capacity			%	12.5							
EER					3.03	2.91	2.97	2.85	2.83	2.80	2.73	2.53
IPLV					5.43	5.29	5.34	5.53		5.5	5.51	5.36
Dimensions	Unit	Height		mm	2,540							
		Width		mm	2,282							
		Length		mm	10,510		11,404		12,302	13,202	14,102	
Weight	Unit			kg	9,322		10,112	10,716	11,134	11,564	12,037	
	Operation weight			kg	9,879		11,123	11,727	12,145	12,575	13,048	
Water heat exchanger	Type				Shell and tube							
	Water volume			l	557		1,011					
	Water pressure drop	Cooling	Nom.	kPa	54	60.6	38.8	46.5	54.3	61.6	68.3	72.7
Air heat exchanger	Type				Microchannel							
Compressor	Type				Inverter driven single screw compressor							
	Quantity				2							
Fan	Type				Direct propeller							
	Quantity				22		24		26	28	30	
	Air flow rate	Nom.		l/s	81,518		89,145		96,375	104,002	111,232	
	Speed			rpm	700							
Sound power level	Cooling	Nom.		dBA	93		94			95	96	
Sound pressure level	Cooling	Nom.		dBA	70	71				72		73
Refrigerant	Type/GWP				R-134a/1,430							
	Charge			kg	175		200		220	250	270	
	Circuits	Quantity			2							
Piping connections	Evaporator water inlet/outlet (OD)				219.1mm		273mm					
Unit	Running current	Cooling	Nom.	A	659.2	708.5	748.1	853.7	922.8	1,000	1,080	1,194
		Max		A	913	969	1,027	1,165	1,205	1,301	1,398	1,487
Power supply	Phase/Frequency/Voltage			Hz/V	3~/50 /400							

performances according to CSS software 10.27

INVERTER

Air cooled screw inverter chiller, high efficiency, standard sound

- High energy efficiency both at full and part load conditions
- New single screw compressor geometry allowing performance optimization
- Refrigerant cooled inverter mounted on compressor all across the range
- New generation of air-cooled inverter series with extension of capacity range: Nominal capacity up to 1600 kW
- Includes new generation Daikin MicroTech 4 controller with higher memory capacity and faster microprocessor
- Microchannel coils

More details and final information can be found by scanning or clicking the QR codes.

EWAD-TZXSC2

Cooling Only				EWAD-TZXSC2	C11	C12	H12	C14	C15	H16	H17
Space cooling	A Condition 35°C	Pdc		kW	1,124.00	1,280	1,206	1,399	1,539	1,667	1,780
	ηs,c			%	211.5	210.8	211.1	211.9	212.6	214.2	212.6
SEER					5.36	5.35		5.37	5.39	5.43	5.39
Cooling capacity	Nom.			kW	1,124	1,280	1,206	1,399	1,539	1,667	1,780
Power input	Cooling	Nom.		kW	354	401.6	375.9	431.7	478.8	524.7	575.4
Capacity control	Method				Variable						
	Minimum capacity			%	12.5						
EER					3.17	3.19	3.21	3.24	3.22	3.18	3.09
IPLV					5.54		5.58	5.79	5.7	5.66	5.65
Dimensions	Unit	Height		mm	2,540						
		Width		mm	2,282						
		Length		mm	10,510	12,302	11,402		12,302	13,202	14,104
Weight	Unit			kg	9,322	10,515	10,112	10,716	11,134	11,564	12,037
	Operation weight			kg	9,879	11,526	11,123	11,727	12,145	12,575	13,048
Water heat exchanger	Type				Shell and tube						
	Water volume			l	557	1,011					
	Water pressure drop	Cooling	Nom.	kPa	51.6	36.6	32.8	42.9	50.9	58.8	66.1
Air heat exchanger	Type				Microchannel						
Compressor	Type				Inverter driven single screw compressor						
	Quantity				2						
Fan	Type				Direct propeller						
	Quantity				22	26	24		26	28	30
	Air flow rate	Nom.		l/s	83,897	99,151	91,524	122,464	132,670	142,876	153,081
	Speed			rpm	700			900			
Sound power level	Cooling	Nom.		dBA	95	97	96	101		102	
Sound pressure level	Cooling	Nom.		dBA	73	74	73	78		79	
Refrigerant	Type/GWP				R-134a/1,430						
	Charge			kg	175	220	200		220	250	270
	Circuits	Quantity			2						
Piping connections	Evaporator water inlet/outlet (OD)				219.1mm		273mm				
Unit	Starting current	Max		A	0.0						
	Running current	Cooling	Nom.	A	608.8	686.1	647.1	735.8	806.6	874.7	957.5
		Max		A	918	994	939	1,085	1,124	1,218	1,313
Power supply	Phase/Frequency/Voltage			Hz/V	3~/50 /400						

performances according to CSS software 10.27

INVERTER

Air cooled screw inverter chiller, high efficiency, reduced sound

- High energy efficiency both at full and part load conditions
- New single screw compressor geometry allowing performance optimization
- Refrigerant cooled inverter mounted on compressor all across the range
- New generation of air-cooled inverter series with extension of capacity range: Nominal capacity up to 1600 kW
- Includes new generation Daikin MicroTech 4 controller with higher memory capacity and faster microprocessor
- Microchannel coils

More details and final information can be found by scanning or clicking the QR codes.

EWAD-TZXRC2

Cooling Only				EWAD-TZXRC2	C11	C12	H12	C14	C15	H16	H17
Space cooling	A Condition 35°C	Pdc		kW	1,122	1,204	1,279	1,362	1,499	1,625	1,735
	ηs,c			%	208.8	210.2	209.8	207.8	209.4	209.3	209.7
SEER					5.30	5.33	5.32	5.27	5.31		5.32
Cooling capacity	Nom.			kW	1,122	1,204	1,279	1,362	1,499	1,625	1,735
Power input	Cooling	Nom.		kW	356.3	377.3	403	450.1	501.4	547.6	598.6
Capacity control	Method				Variable						
	Minimum capacity			%	12.5						
EER					3.15	3.19	3.17	3.03	2.99	2.97	2.90
IPLV					5.51	5.55	5.49	5.64	5.65	5.64	5.6
Dimensions	Unit	Height		mm	2,540						
		Width		mm	2,282						
		Length		mm	10,510	11,402	12,302	11,402	12,302	13,202	14,104
Weight	Unit			kg	9,322	10,112	10,515	10,716	11,134	11,564	12,037
	Operation weight			kg	9,879	11,123	11,526	11,727	12,145	12,575	13,048
Water heat exchanger	Type				Shell and tube						
	Water volume			l	557	1,011					
	Water pressure drop	Cooling	Nom.	kPa	51.4	32.7	36.5	40.8	48.5	56.1	63.2
Air heat exchanger	Type				Microchannel						
Compressor	Type				Inverter driven single screw compressor						
	Quantity				2						
Fan	Type				Direct propeller						
	Quantity				22	24	26	24	26	28	30
	Air flow rate	Nom.		l/s	81,518	89,145	96,375	89,145	96,375	104,002	111,232
	Speed			rpm	700						
Sound power level	Cooling	Nom.		dBA	92	93	94	93	94	95	
Sound pressure level	Cooling	Nom.		dBA	70		71				72
Refrigerant	Type/GWP				R-134a/1,430						
	Charge			kg	175	200	220	200	220	250	270
	Circuits	Quantity			2						
Piping connections	Evaporator water inlet/outlet (OD)				219.1mm	273mm	219.1mm	273mm			
Unit	Starting current	Max		A	0.0						
	Running current	Cooling	Nom.	A	612.3	651.0	689.6	762.5	834.0	901.3	982.6
		Max		A	918	939	994	1,085	1,124	1,218	1,313
Power supply	Phase/Frequency/Voltage			Hz/V	3~/50 /400						

performances according to CSS software 10.27

INVERTER

Air cooled screw inverter chiller, standard efficiency, standard/low sound

- Optimized energy efficiency both at full and part load conditions
- New single screw compressor geometry allowing performance optimization
- HFO R-1234ze(E) Refrigerant with Ozone Depletion Potential equal to zero and extremely low Global Warming Potential
- Refrigerant cooled inverter mounted on compressor all across the range
- New generation of air-cooled inverter series with extension of capacity range: Nominal capacity up to 1600 kW
- Includes new generation Daikin MicroTech 4 controller with higher memory capacity and faster microprocessor
- Microchannel coils

EWAH-TZSSC2/SLC2

Microtech 4

More details and final information can be found by scanning or clicking the QR codes.

EWAH-TZSSC2 EWAH-TZSLC2

Cooling Only				EWAH-TZSSC2/SLC2	710	770	880	940	990	H10	C11	C12	C13	C14	C15	C16
Space cooling	A Condition 35°C	Pdc		kW	712.28	765.6	879.39	942.78	990.5	1,055.51	1,117.22	1,230.93	1,301.55	1,431.96	1,518.61	1,603.34
	ηs,c			%	181.52	183.08	182.16	181.72	182.84	181.4	182.24	179.28	193.88	192.32	190.76	188.92
SEER					4.613	4.652	4.629	4.618	4.646	4.61	4.631	4.557	4.922	4.883	4.844	4.798
Cooling capacity	Nom.			kW	712.3	765.6	879.4	942.8	990.5	1,056	1,117	1,231	1,302	1,432	1,519	1,603
Power input	Cooling	Nom.		kW	230.7	246.6	284.9	303.9	318.9	339.4	357.4	396	418.4	465.3	510.4	567.4
Capacity control	Method				Inverter controlled											
	Minimum capacity			%	12.5											
EER					3.088	3.104	3.087	3.102	3.107	3.11	3.126	3.109	3.111	3.077	2.975	2.826
IPLV					4.79	4.85	4.8	4.74	4.78	4.71	4.73	4.63	5.17	5.08	5.07	4.98
Dimensions	Unit	Height		mm	2,540											
		Width		mm	2,280											
		Length		mm	6,909		7,809	8,709	9,602	10,510	11,402	12,302	11,402	12,302	13,202	14,102
Weight	Unit			kg	7,033		7,660	8,093	8,900	9,288	10,073	10,475	10,716	11,134	11,564	12,037
	Operation weight			kg	7,313		8,152	8,585	9,483	9,871	11,116	11,518	11,727	12,145	12,575	13,048
Water heat exchanger	Type				Shell and tube											
	Water volume			l	280		492		583		1,043		1,011			
	Water flow rate	Cooling	Nom.	l/s	33.97	36.51	41.94	44.96	47.24	50.34	53.27	58.70	62.06	68.28	72.41	76.45
	Water pressure drop	Cooling	Nom.	kPa	44.6	50.8	59.7	67.7	59.9	67.2	44.3	52.7	38.7	45.9	51	56.3
Air heat exchanger	Type				Microchannel											
Compressor	Type				Inverter driven single screw compressor											
	Quantity				2											
Fan	Type				Direct propeller, on/off fans											
	Quantity				14		16	18	20	22	24	26	24	26	28	30
	Air flow rate	Nom.		l/s	71,438		81,644	91,849	102,054	112,259	122,464	132,670	122,464	132,670	142,876	153,081
	Speed			rpm	900											
Sound power level (SSC2)	Cooling	Nom.		dBA	98		99	100	101		102	103	102		103	104
Sound power level (SLC2)	Cooling	Nom.		dBA	101		102	103	104	105	106	107	105	106	107	108
Sound pressure level (SSC2)	Cooling	Nom.		dBA	77			78		79		80	79		80	
Sound pressure level (SLC2)	Cooling	Nom.		dBA	80			81	82		83	84	83		84	85
Refrigerant	Type/GWP				R-1234(ze)/7											
	Charge			kg	120		130	141	150	175	200	220	200	220	250	270
	Circuits	Quantity			2											
Piping connections	Evaporator water inlet/outlet (OD)				168.3mm		219.1mm				273mm					
Unit	Starting current	Max		A	0											
	Running current	Cooling	Nom.	A	408.6	433.3	493.5	521.5	549.9	579.6	612.7	668.8	718.8	780.9	848.9	934.8
		Max		A	609.0	640.0	717.0	763.0	811.0	869.0	924.0	1,032.0	1,029.0	1,119.0	1,198.0	1,226.0
Power supply	Phase/Frequency/Voltage			Hz/V	3~/50/400											

performances according to CSS software 10.27

INVERTER

Air cooled screw inverter chiller, standard efficiency, reduced sound

- Optimized energy efficiency both at full and part load conditions
- New single screw compressor geometry allowing performance optimization
- HFO R-1234ze(E) Refrigerant with Ozone Depletion Potential equal to zero and extremely low Global Warming Potential
- Refrigerant cooled inverter mounted on compressor all across the range
- New generation of air-cooled inverter series with extension of capacity range: Nominal capacity up to 1600 kW
- Includes new generation Daikin MicroTech 4 controller with higher memory capacity and faster microprocessor
- Microchannel coils

EWAH-TZSRC2 Microtech 4

More details and final information can be found by scanning or clicking the QR codes.

EWAH-TZSRC2

Cooling Only				EWAH-TZSRC2	710	770	880	940	990	H10	C11	C12	C13	C14	C15	C16
Space cooling	A Condition 35°C	Pdc		kW	696.3	749.16	859.56	922.06	970.53	1,034.22	1,095.25	1,204.39	1,273.47	1,399.7	1,484.25	1,551.82
	ηs,c			%	204.76	202.64	202.68	204.16	209.88	207.24	210.36	207.08	216.56	213.72	213.96	213.16
SEER					5.194	5.141	5.142	5.179	5.322	5.256	5.334	5.252	5.489	5.418	5.424	5.404
Cooling capacity	Nom.			kW	696.3	749.2	859.6	922.1	970.5	1,034	1,095	1,204	1,273	1,400	1,484	1,552
Power input	Cooling	Nom.		kW	232.1	253	290.9	309.1	318.8	340.5	354	396.4	424.2	479.7	524.7	581
Capacity control	Method				Inverter controlled											
	Minimum capacity			%	12.5											
EER					3.001	2.962	2.955	2.983	3.044	3.038	3.094	3.038	3.002	2.918	2.829	2.671
IPLV					5.43	5.4	5.36	5.37	5.52	5.46	5.49	5.35	5.79	5.73	5.71	
Dimensions	Unit	Height		mm	2,540											
		Width		mm	2,280											
		Length		mm	6,909		7,809	8,709	9,602	10,510	11,402	12,302	11,402	12,302	13,202	14,102
Weight	Unit			kg	7,033		7,660	8,093	8,900	9,288	10,073	10,475	10,716	11,134	11,564	12,037
	Operation weight			kg	7,313		8,152	8,585	9,483	9,871	11,116	11,518	11,727	12,145	12,575	13,048
Water heat exchanger	Type				Shell and tube											
	Water volume			l	280		492		583		1,043		1,011			
	Water flow rate	Cooling	Nom.	l/s	33.21	35.73	41.00	43.98	46.29	49.32	52.23	57.43	60.72	66.74	70.77	73.99
	Water pressure drop	Cooling	Nom.	kPa	42.8	48.9	57.3	64	57.8	64.8	42.7	50.7	37.2	44.1	48	53.1
Air heat exchanger	Type				Microchannel											
Compressor	Type				Inverter driven single screw compressor											
	Quantity				2											
Fan	Type				Direct propeller, on/off fans											
	Quantity				14		16	18	20	22	24	26	24	26	28	30
	Air flow rate	Nom.		l/s	51,803		59,430	66,660	74,287	81,518	89,145	96,375	89,145	96,375	104,002	111,232
	Speed			rpm	700											
Sound power level	Cooling	Nom.		dBA	91		92	93	94		95	96	95		96	97
Sound pressure level	Cooling	Nom.		dBA	70			71	72			73	72	73		74
Refrigerant	Type/GWP				R-1234(ze)/7											
	Charge			kg	120		130	141	150	175	200	220	200	220	250	270
	Circuits	Quantity			2											
Piping connections	Evaporator water inlet/outlet (OD)				168.3mm		219.1mm				273mm					
Unit	Starting current	Max		A	0											
	Running current	Cooling	Nom.	A	414.9	446.8	505.2	529.7	554.4	581.0	611.1	667.2	736.4	796.5	863.9	952.0
		Max		A	609.0	640.0	717.0	763.0	811.0	869.0	924.0	1,032.0	1,029.0	1,119.0	1,198.0	1,226.0
Power supply	Phase/Frequency/Voltage			Hz/V	3~/50/400											

performances according to CSS software 10.27

INVERTER

Air cooled screw inverter chiller, high efficiency, standard/low sound

- High energy efficiency both at full and part load conditions
- New single screw compressor geometry allowing performance optimization
- HFO R-1234ze(E) Refrigerant with Ozone Depletion Potential equal to zero and extremely low Global Warming Potential
- Refrigerant cooled inverter mounted on compressor all across the range
- New generation of air-cooled inverter series with extension of capacity range: Nominal capacity up to 1600 kW
- Includes new generation Daikin MicroTech 4 controller with higher memory capacity and faster microprocessor
- Microchannel coils

More details and final information can be found by scanning or clicking the QR codes.

EWAH-TZXSC2 EWAH-TZXLC2

Cooling Only				EWAH-TZXSC2/XLC2	670	780	840	950	C10	C11	C12	C13	C14	C15
Space cooling	A Condition 35°C	Pdc		kW	669.32	783.42	840.22	947.7	1,014.01	1,119.73	1,236.7	1,347.06	1,442.56	1,526.76
	ηs,c			%	209.96	211.56	212.8	215.88	216.72	213.16	219.2	218.36	217.48	216.32
SEER					5.324	5.364	5.395	5.472	5.493	5.404	5.555	5.534	5.512	5.483
Cooling capacity	Nom.			kW	669.3	783.4	840.2	947.7	1,014	1,120	1,237	1,347	1,443	1,527
Power input	Cooling	Nom.		kW	206	242	260.2	292.4	310.6	351.7	380.1	420.4	460.7	507.5
Capacity control	Method				Inverter controlled									
	Minimum capacity			%	12.5									
EER					3.249	3.237	3.229	3.241	3.264	3.184	3.253	3.204	3.131	3.009
IPLV					5.59		5.6	5.64	5.66	5.53	5.86	5.8	5.76	5.7
Dimensions	Unit	Height		mm	2,540									
		Width		mm	2,280									
		Length		mm	6,909	7,809	8,709	10,510	11,402	12,302	11,402	12,302	13,202	14,102
Weight	Unit			kg	7,033	7,660	8,093	9,288	10,073	10,475	10,716	11,134	11,564	12,037
	Operation weight			kg	7,313	8,152	8,585	9,871	11,116	11,518	11,727	12,145	12,575	13,048
Water heat exchanger	Type				Shell and tube									
	Water volume			l	280	492		583	1,043		1,011			
	Water flow rate	Cooling	Nom.	l/s	31.92	37.36	40.07	45.20	48.35	53.39	58.97	64.23	68.78	72.80
	Water pressure drop	Cooling	Nom.	kPa	39.9	48.5	54	55.3	37.2	44.5	35.3	41.1	46.5	51.5
Air heat exchanger	Type				Microchannel									
Compressor	Type				Inverter driven single screw compressor									
	Quantity				2									
Fan	Type				Direct propeller, on/off fans									
	Quantity				14	16	18	22	24	26	24	26	28	30
	Air flow rate	Nom.		l/s	53,389	61,016	68,643	83,897	91,524	99,151	122,464	132,670	142,876	153,081
	Speed			rpm	700						900			
Sound power level (XSC2)	Cooling	Nom.		dBA	98	99	100	101	103	105	104	105	106	107
Sound power level (XLC2)	Cooling	Nom.		dBA	93	95		96	98	99	101	102		103
Sound pressure level (XSC2)	Cooling	Nom.		dBA	76	78		79	80		82		83	84
Sound pressure level (XLC2)	Cooling	Nom.		dBA	72	73		74	75	76	79			80
Refrigerant	Type/GWP				R-1234(ze)/7									
	Charge			kg	120	130	141	175	200	220	200	220	250	270
	Circuits	Quantity			2									
Piping connections	Evaporator water inlet/outlet (OD)				168.3mm	219.1mm			273mm					
Unit	Starting current	Max		A	0									
	Running current	Cooling	Nom.	A	373.9	431.3	459.1	513.1	544.2	604.8	660.3	717.4	778.2	848.9
		Max		A	588.0	625.0	693.0	754.0	836.0	936.0	967.0	1,042.0	1,132.0	1,157.0
Power supply	Phase/Frequency/Voltage			Hz/V	3~/50/400									

performances according to CSS software 10.27

INVERTER

Air cooled screw inverter chiller, high efficiency, reduced sound

- High energy efficiency both at full and part load conditions
- New single screw compressor geometry allowing performance optimization
- HFO R-1234ze(E) Refrigerant with Ozone Depletion Potential equal to zero and extremely low Global Warming Potential
- Refrigerant cooled inverter mounted on compressor all across the range
- New generation of air-cooled inverter series with extension of capacity range: Nominal capacity up to 1600 kW
- Includes new generation Daikin MicroTech 4 controller with higher memory capacity and faster microprocessor
- Microchannel coils

EWAH-TZXRC2 Microtech 4

More details and final information can be found by scanning or clicking the QR codes.

EWAH-TZXRC2

Cooling Only				EWAH-TZXRC2	670	780	840	950	C10	C11	C12	C13	C14	C15
Space cooling	A Condition 35°C	Pdc		kW	669.17	783.17	840	947.47	1,013.69	1,119.41	1,212.9	1,321.24	1,415.52	1,497.21
	ηs,c			%	208.32	211.4	212.68	215.84	216.12	212.64	219.4	220.16	218.84	217.44
SEER					5.283	5.36	5.392	5.471	5.478	5.391	5.56	5.579	5.546	5.511
Cooling capacity	Nom.			kW	669.2	783.2	840	947.5	1,014	1,119	1,213	1,321	1,416	1,497
Power input	Cooling	Nom.		kW	206.2	243.3	261.9	292.6	310.8	351.9	382.2	426	467.4	514.6
Capacity control	Method				Inverter controlled									
	Minimum capacity			%	12.5									
EER					3.246	3.219	3.207	3.238	3.261	3.181	3.174	3.101	3.029	2.91
IPLV					5.58		5.59	5.63	5.65	5.52	5.94	5.86	5.81	5.79
Dimensions	Unit	Height		mm	2,540									
		Width		mm	2,280									
		Length		mm	6,909	7,809	8,709	10,510	11,402	12,302	11,402	12,302	13,202	14,102
Weight	Unit			kg	7,033	7,660	8,093	9,288	10,073	10,475	10,716	11,134	11,564	12,037
	Operation weight			kg	7,313	8,152	8,585	9,871	11,116	11,518	11,727	12,145	12,575	13,048
Water heat exchanger	Type				Shell and tube									
	Water volume			l	280	492		583	1,043		1,011			
	Water flow rate	Cooling	Nom.	l/s	31.91	37.35	40.06	45.19	48.34	53.38	57.83	63.00	67.49	71.39
	Water pressure drop	Cooling	Nom.	kPa	39.9	48.4	54	55.3	37.2	44.4	34.1	39.7	44	49.7
Air heat exchanger	Type				Microchannel									
Compressor	Type				Inverter driven single screw compressor									
	Quantity				2									
Fan	Type				Direct propeller, on/off fans									
	Quantity				14	16	18	22	24	26	24	26	28	30
	Air flow rate	Nom.		l/s	51,803	59,430	66,660	81,518	89,145	96,375	89,145	96,375	104,002	111,232
	Speed			rpm	700									
Sound power level	Cooling	Nom.		dBA	90	91	92	93	94	95	94	95	96	
Sound pressure level	Cooling	Nom.		dBA	69	70		71		72				73
Refrigerant	Type/GWP				R-1234(ze)/7									
	Charge			kg	120	130	141	175	200	220	200	220	250	270
	Circuits	Quantity			2									
Piping connections	Evaporator water inlet/outlet (OD)				168.3mm	219.1mm			273mm					
Unit	Starting current	Max		A	0									
	Running current	Cooling	Nom.	A	374.9	432.6	460.2	514.2	545.4	606.0	670.1	725.0	783.7	853.8
		Max		A	588.0	625.0	693.0	754.0	836.0	936.0	967.0	1,042.0	1,132.0	1,157.0
Power supply	Phase/Frequency/Voltage			Hz/V	3~/50/400									

performances according to CSS software 10.27

Air Cooled Screw Chiller - fix speed

- Optimised for use with R-134a
- Large operation range (ambient temperature down to -18°C)
- Low operating cost and extended operating life thanks to the careful design aimed to optimize the energy efficiency of the chillers and to improve installation profitability, effectiveness and economical management
- 2 or 3 independent refrigerant circuits for outstanding reliability and maximum safety for maintenance
- Extremely wide range from 290kW to over 2 MW
- Units with stepless regulation offer the benefit of following the system energy demand at any time with high efficiency if compared to the units with step regulation. Each unit has infinitely variable capacity control from 100% down to 12,5%
- Advanced compressor and fans design that operate at very low sound levels
- MicroTech 4 controller: sophisticated adaptive software logic for stable operating conditions

More details and final information can be found by scanning or clicking the QR codes.

EWAD-T-SSC EWAD-T-SLC

Cooling Only				EWAD-T-SSC/SLC	290	330	370	510	520	580	700	800	940	C10	C11	C17	C19	C20	C21	H10	H12	H13	H14	H15	H16	H18
Cooling capacity	Nom.			kW	293	335	374	501	525	567	704	810	933	993	1,135	1,760	1,930	2,026	2,103	1,047	1,243	1,346	1,442	1,555	1,684	1,856
Power input	Cooling	Nom.		kW	92.9	113	120	165	170	187	233	269	307	349	395	611	680	706	731	373	443	471	501	533	565	662
Capacity control	Method				Stepless																					
	Minimum capacity			%	12.5																					
SEPR					5.14	5.1	5.16	5.5			5.51	5.56	5.51		5.52	5.51		5.42	5.38	5.51	5.5	5.52	5.5	5.54	5.56	5.5
EER					3.15	2.94	3.1	3.02	3.07	3.03	3.01		3.03	2.85	2.87	2.88	2.84	2.87		2.8		2.85	2.88	2.92	2.98	2.8
IPLV					4.31	4.22	4.35	4.9	4.78	5.04	4.63	4.56	4.63	4.65	4.67	4.6		4.5	4.46	4.57	4.64	4.62	4.63	4.64	4.6	4.63
Dimensions	Unit	Height		mm	2,540																					
		Width		mm	2,282																					
		Length		mm	3,239		4,139		5,039		6,009		6,909		7,809	11,409	12,309	13,209	14,109	6,909	7,809	8,709	9,609	10,510	11,409	
Weight	Unit			kg	3,062		4,104	4,724	4,860		5,316	5,663	5,950		6,468	11,277	11,808	11,999		6,490	7,062	7,362	7,654	10,157	11,277	11,385
	Operation weight			kg	3,162		4,274	4,894	5,030		5,402	5,903	6,240		6,768	12,148	12,761	13,034		7,002	7,554	7,842	8,134	10,657	12,148	12,338
Water heat exchanger	Type				Shell and tube																					
	Water volume			l	89		181	164	170	164	315	240	289		502	871	953	103		518	492	470	461	522	871	953
	Water flow rate	Cooling	Nom.	l/s	14	16	17.9	23.9	25	27.1	33.6	38.7	44.5	47.4	54.2	84	92	96.6	100	49.9	59.3	64.2	68.8	74.1	80.3	88.5
	Water pressure drop	Cooling	Nom.	kPa	24.5	31.2	45.3	34	51.8	67.2	46.9	34.4	42.9	48	57.1	40.2	43.4	43.9	46.9	44.6	35.3	46.2	56	65.9	37.1	40.4
Air heat exchanger	Type				Microchannel																					
Compressor	Type				Asymm single screw																					
	Quantity				2											3				2				3		
Fan	Type				Direct propeller, on/off fans																					
	Quantity				6		8		10		12		14		16	24	26	28	30	14	16	18	20	22	24	
	Air flow rate	Nom.		l/s	30,245		40,326		50,408		60,490		70,571		80,653	120,981	131,062	141,143	151,224	70,572	80,654	90,735	100,816	110,899	120,981	
	Speed			rpm	900																					
Sound power level (SSC)	Cooling	Nom.		dBA	98						99			100		103				100		101		103		
Sound pressure level (SSC)	Cooling	Nom.		dBA	78									79	78	80				79	78	79		80		
Sound power level (SLC)	Cooling	Nom.		dBA	94		95				96		97		98	100				97	98			99	100	
Sound pressure level (SLC)	Cooling	Nom.		dBA	74		75						76			77				76				77		
Refrigerant	Type				R-134a																					
	Charge			kg	50		55	58	66	67	93.6		109.2		124.8	187	203	218	234	109.2	124.8	140.4	156	172	187	
	Circuits	Quantity			2											3				2				3		
Piping connections	Evaporator water inlet/outlet (OD)				114.3		139.7				168.3				219.1	273mm				219.1mm					273mm	
Unit	Starting current	Max		A	260	320	354	576	583	606	642	694	909	922	1,025	1,515	1,604	1,668	1,732	1,005	1,141	1,160	1,225	1,440	1,446	1,584
	Running current	Cooling	Nom.	A	161	189	204	272	278	303	377	418	476	526	602	920	1,019	1,059	1,093	558	660	704	742	812	860	984
		Max		A	226	256	290	364	394	417	519	571	654	712	815	1,260	1,394	1,458	1,522	750	886	950	1,015	1,116	1,191	1,329
Power supply	Phase/Frequency/Voltage			Hz/V	3~/50 /400																					

performances according to CSS software 10.27

Air Cooled Screw Chiller - fix speed

- Optimised for use with R-134a
- Large operation range (ambient temperature down to -18°C)
- Low operating cost and extended operating life thanks to the careful design aimed to optimize the energy efficiency of the chillers and to improve installation profitability, effectiveness and economical management
- 2 or 3 independent refrigerant circuits for outstanding reliability and maximum safety for maintenance
- Extremely wide range from 290kW to over 2 MW
- Units with stepless regulation offer the benefit of following the system energy demand at any time with high efficiency if compared to the units with step regulation. Each unit has infinitely variable capacity control from 100% down to 12,5%
- Advanced compressor and fans design that operate at very low sound levels
- MicroTech 4 controller: sophisticated adaptive software logic for stable operating conditions

More details and final information can be found by scanning or clicking the QR codes.

EWAD-T-XSC EWAD-T-XLC

Cooling Only				EWAD-T-XSC/XLC	350	380	400	420	440	490	540	570	730	820	950	C10	C13	C14	C17	C19	C20	H10	H11	H13	H15	H16	H18
Cooling capacity	Nom.			kW	351	379	400	418	438	492	541	560	728	822	943	1,008	1,278	1,447	1,836	2,019	2,076	1,081	1,169	1,371	1,606	1,705	1,947
Power input	Cooling	Nom.		kW	105	115	121	128	138	159	165	175	241	271	299	333	412	482	587	660	700	348	375	439	519	551	621
Capacity control	Method				Stepless																						
	Minimum capacity			%	12.5																						
SEPR					5.18		5.52	5.54	5.51	5.51	5.5		5.55	5.52	5.61	5.52	5.56	5.55	5.59	5.57	5.52	5.56	5.58	5.57	5.57	5.58	5.58
EER					3.32	3.29		3.24	3.16	3.09	3.26	3.19	3.01	3.02	3.15	3.02	3.1	3	3.13	3.05	2.96	3.1	3.11	3.12	3.09		3.14
IPLV					4.15	4.34	4.6	4.77	4.46	4.82	4.88	4.97	4.68	4.54	4.76	4.69	4.56	4.62	4.67	4.6	4.65	4.69	4.7	4.6	4.62		
Dimensions	Unit	Height		mm	2,540																						
		Width		mm	2,282																						
		Length		mm	4,139		5,039				6,009				7,809		9,609	10,510	13,209	14,109		8,709	9,609	10,510	11,409	12,309	14,109
Weight	Unit			kg	4,064		4,360			4,860	5,398		5,316	5,663	6,376		7,654	8,020	11,581	11,999		7,362	7,392	8,020	11,277	11,684	11,672
	Operation weight			kg	4,234		4,530			5,030	5,568		5,402	5,903	6,676		8,134	8,470	12,511	13,034		7,842	7,872	8,470	12,148	12,555	12,602
Water heat exchanger	Type				Shell and tube																						
	Water volume			l	134	129		170			164	170	315	232	289		492	470	522	101		502		481	871		522
	Water flow rate	Cooling	Nom.	l/s	16.7	18.1	19.1	19.9	20.9	23.5	25.8	26.7	34.7	39.2	45	48.1	60.9	69	87.6	96.3	99	51.6	55.8	65.4	76.6	81.3	92.9
	Water pressure drop	Cooling	Nom.	kPa	22.3	28.7	19.9	21.6	23.5	46	38.9	36.6	32	38.5	43.7	49.3	37.1	52.6	43	46	48.4	52.3	60.1	45	34.1	37.9	47.7
Air heat exchanger	Type				Microchannel																						
Compressor	Type				Asymm single screw																						
	Quantity				2														3			2			3		
Fan	Type				Direct propeller, on/off fans																						
	Quantity				8		10				12				16		20	22	28	30		18	20	22	24	26	30
	Air flow rate	Nom.		l/s	40,326		50,408				60,490				80,653		100,816	110,898	141,143	151,224		90,735	100,817	110,898	120,981	131,062	151,224
	Speed			rpm	900																						
Sound power level (XSC)	Cooling	Nom.		dBA	98								99			100	101		103			100	101		103		
Sound pressure level (XSC)	Cooling	Nom.		dBA	78												79			80		78	79		80		79
Sound power level (XLC)	Cooling	Nom.		dBA	95						96		97		98		99	100			98		99	100			
Sound pressure level (XLC)	Cooling	Nom.		dBA	75						76							77			76		77				
Refrigerant	Type				R-134a																						
	Charge			kg	52	54	65	66			72		93.6		124.8		156	171.6	218	234		140.4	156	171.6	187	203	234
	Circuits	Quantity			2														3			2			3		
Piping connections	Evaporator water inlet/outlet (OD)				139.7								168.3				219.1mm		273mm			219.1mm			273mm		
Unit	Starting current	Max		A	296	340	361	454	478	583	589	612	642	694	916	929	1,154	1,231	1,528	1,616	1,674	1,018	1,038	1,173	1,446	1,453	1,603
	Running current	Cooling	Nom.	A	181	195	204	216	230	261	271	286	378	419	463	514	634	727	898	997	1,050	537	575	674	799	844	943
		Max		A	262	276	297	321	345	371	400	423	519	571	661	719	899	1,021	1,273	1,406	1,464	763	828	963	1,122	1,198	1,348
Power supply	Phase/Frequency/Voltage			Hz/V	3~/50 /400																						

performances according to CSS software 10.27

Air Cooled Screw Chiller - fix speed

- Optimised for use with R-134a
- Large operation range (ambient temperature down to -18°C)
- Low operating cost and extended operating life thanks to the careful design aimed to optimize the energy efficiency of the chillers and to improve installation profitability, effectiveness and economical management
- 2 or 3 independent refrigerant circuits for outstanding reliability and maximum safety for maintenance
- Extremely wide range from 290kW to over 2 MW
- Units with stepless regulation offer the benefit of following the system energy demand at any time with high efficiency if compared to the units with step regulation. Each unit has infinitely variable capacity control from 100% down to 12,5%
- Advanced compressor and fans design that operate at very low sound levels
- MicroTech 4 controller: sophisticated adaptive software logic for stable operating conditions

EWAD-T-XSC/XLC/XRC Microtech 4

More details and final information can be found by scanning or clicking the QR codes.

EWAD-T-XRC

Cooling Only			EWAD-T-XRC	350	380	400	420	440	490	540	570	730	820	950	C10	C13	C17	C19	C20	H10	H11	H13	H15	H16	H18
Cooling capacity	Nom.		kW	342	369	390	407	427	480	527	546	708	784	912	971	1,233	1,781	1,941	1,987	1,064	1,144	1,319	1,555	1,648	1,881
Power input	Cooling	Nom.	kW	107	116	122	130	140	161	167	177	251	281	309	350	427	607	688	739	364	390	455	541	568	638
Capacity control	Method			Stepless																					
	Minimum capacity		%	12.5																					
SEPR				5,16	5,14	5,51	5,52	5,5	5,5	5,5	5,5	5,5	5,52	5,52	5,5	5,52	5,55	5,56	5,5	5,55	5,56	5,53	5,53	5,54	5,55
EER				3.19	3.17		3.12	3.04	2.96	3.14	3.07	2.81	2.79	2.95	2.77	2.89	2.93	2.82	2.69	2.92	2.93	2.89	2.87	2.9	2.95
IPLV				4.25	4.3	4.93	4.73	4.75	4.97	5.06	4.98	4.53	4.64	4.65	4.63	4.54	4.72	4.66	4.68	4.56	4.65	4.52	4.64	4.61	4.7
Dimensions	Unit	Height	mm	2,540																					
		Width	mm	2,282																					
		Length	mm	4,139		5,039				6,009				7,809		9,609	13,209	14,109		8,709	9,609	10,510	11,409	12,309	14,109
Weight	Unit		kg	4,344		4,640			5,140	5,678		5,596	5,943	6,616		7,894	12,238	12,432		7,602	7,632	8,260	11,652	12,059	12,047
	Operation weight		kg	4,514		4,810			5,310	5,848		5,682	6,183	6,916		8,374	13,168	13,467		8,082	8,112	8,710	12,523	12,930	12,977
Water heat exchanger	Type			Shell and tube																					
	Water volume		l	134	129		170			164	170	315	232	289		492	522	101		502		481	871		522
	Water flow rate	Cooling Nom.	l/s	16.3	17.6	18.6	19.4	20.4	22.9	25.1	26.1	33.8	37.4	43.5	46.3	58.8	84.9	92.6	94.7	50.7	54.5	62.9	74.1	78.6	89.7
	Water pressure drop	Cooling Nom.	kPa	21.3	27.4	19.1	20.6	22.4	44.1	37.2	35	30.4	35.4	41.1	46	34.8	40.6	42.8	44.7	50.8	57.8	42	32.1	35.7	44.9
Air heat exchanger	Type			Microchannel																					
Compressor	Type			Asymm single screw																					
	Quantity			2													3			2			3		
Fan	Type			Direct propeller, on/off fans																					
	Quantity			8		10				12				16		20	28	30		18	20	22	24	26	30
	Air flow rate	Nom.	l/s	29,963		37,275				44,943				59,568	59,213	74,906	105,581	113,250		67,237	74,550	82,219	90,600	98,269	113,250
	Speed		rpm	700																					
Sound power level	Cooling	Nom.	dBA	89		90				91				92		93		95		92		93		94	95
Sound pressure level	Cooling	Nom.	dBA		69				70							71		72		70		71		72	71
Refrigerant	Type			R-134a																					
	Charge		kg	52	54	65		66		72		93.6		124.8		156	218	234		140.4	156	171.6	187	203	234
	Circuits	Quantity		2													3			2			3		
Piping connections	Evaporator water inlet/outlet (OD)			139.7								168.3				219.1	273mm			219.1mm			273mm		
Unit	Starting current	Max	A	296	340	361	454	478	583	589	612	642	694	916	929	1,154	1,528	1,616	1,674	1,018	1,038	1,173	1,446	1,453	1,603
	Running current	Cooling Nom.	A	182	197	203	216	231	267	274	291	395	439	480	537	657	928	1,037	1,100	555	593	700	828	873	974
		Max	A	262	276	297	321	345	371	400	423	519	571	661	719	899	1,273	1,406	1,464	763	828	963	1,122	1,198	1,348
Power supply	Phase/Frequency/Voltage		Hz/V	3~/50 /400																					

performances according to CSS software 10.27

Daikin, world's first company introducing a new generation of air cooled scroll chiller series with refrigerant R-32.

EWAT-B

Multi scroll chiller with R-32 refrigerant

BLUEVOLUTION

R-32

- Top class efficiency, SEER up to 4,84. Overcoming 2021 Eco-design requirements!
- Environmental friendly refrigerant → First in the market
- New R-32 optimized scroll compressors and heat exchangers
- The Global Warming Potential (GWP) of R-32 refrigerant is 675, which is only one third compared to commonly used refrigerant R-410
- The low GWP R-32 refrigerant falls into category class A2L in ISO817 and it can be safely used in many applications including chilled water systems
- As a single component refrigerant, R-32 is also easier to recycle and reuse another environmental plus in its favour
- Wide capacity range: 80 – 700 kW
- Microchannel condensing coil, for reduced refrigerant charge
- Silver and Gold efficiency versions
- 3 sound configurations
- Full compatibility with Daikin on Site
- New Hydronic Kit configurations (single and twin pump, inertial tank, VFD)
- Single and dual circuit version overlapping between 150 kW and 350 kW
  - Single circuit units fits 2 or 3 compressors
  - Dual circuit units fits 4 or 5 or 6 compressors
- Extensive option lists
- Fan speed modulation option (VFD)

Extensive options list

Including new options:

- Partial heat recovery
- Buffer tank
- VFD pumps and variable flow control
- Master/Slave supplied standard
- Fan Silent Mode

Single-V Layout

› Slim layout
› Higher flexibility: new intermediate sound configuration for both Silver and Gold versions

Modular-V Layout:

› Brand new layout
› Better part load efficiency (SEER) vs. previous generation:
  › +4% with standard arrangement
  › +7% with VFD fan option

Free-cooling options

It's the capability of a system/equipment to cool air or water by taking advantage of the favorable outdoor conditions when ambient temperature is reducing, for example during winter or intermediate season or even during night time operation. Free cooling operation allows to reduce the power consumption generated by traditional mechanical cooling (e.g. Compressors).

The use of the outdoor ambient as a source for cooling is the perfect way to answer to the new "EPBD Directive" (Energy Performance of Buildings Directive):

Free-cooling - Light
Refrigerant migration system allowing to recover up to 25% of normal unit capacity.

Free-cooling - Full
Refrigerant migration system allowing to recover up to 25% of normal unit capacity.

Benefits
› Glycol free solution
› No refrigerant pump required
› No extra footprint vs standard unit
› No extra pressure drops on water side

Daikin on Site
Fully compatible with Daikin on Site cloud based platform that allows a number of advanced functionalities including:

› Remote monitoring
› System optimization
› Preventive maintenance
› Remote access with one click via LAN or GSM modem

Connection to Intelligent Chiller Manager
In case of more complex installations Daikin can offer the Intelligent Chiller Manager option, allowing energy optimisation of the system and, when necessary, full customization of the control solutions to the specific installation's needs:

› High number of units
› Peripheral controls

BLUEVOLUTION

Air cooled scroll chiller, standard efficiency, standard/low sound

- First R-32 air cooled chiller with Scroll compressors in the market
- Choosing for an R-32 product, reduces the environmental impact with 68% compared to R-410A and leads directly to lower energy consumption thanks to its high energy efficiency
- One or two truly independent refrigerant circuits for outstanding reliability
- MicroTech 4 controller with superior control logic and easy interface
- Low operating cost and extended operating life thanks to the careful design aimed to optimize the energy efficiency of the chillers and to improve installation profitability, effectiveness and economical management
- Fan speed modulation to ensure precise airflow control and optimized condensing temperature
- Possible to set up detailed time bands to reduce fan rotation speed and therefore sound emission
- Thanks to the Dynamic Condensing Pressure Management, the chiller controller adjusts the condensing pressure set-point to minimize the overall chiller power input



More details and final information can be found by scanning or clicking the QR codes.

EWAT-B-SSB

EWAT-B-SLB

Cooling Only			EWAT-B-SSB/SLB	085	115	135	155	175	195	205	215	240	260	290	310	330	340	350	420	460	510	570	610	670
Space cooling	A Condition 35°C	Pdc	kW	80.92	108.97	131.42	158.15	174.93	191.39	210.53	217.08	241.41	260.58	282.93	306.42	329.59	343.51	350.1	416.28	467.54	513.41	566.53	611.64	667.91
	ηs,c		%	161	173	161		176.2	170.6	173	161	171.8	162.6	173.8	177.8	170.2	174.6	166.6	179.4	179.4	179.4	179.4	179	179
	ηs,c + VFDFAN		%	-								175.4	165.4	177.8	182.6	173.4	183.4	169.4	179.8	182.2	181.8	179.4	180.2	183.8
SEER				4.1	4.4	4.1		4.48	4.34	4.4	4.1	4.37	4.14	4.42	4.52	4.33	4.44	4.24	4.56				4.55	
SEER + VFDFAN				-								4.46	4.21	4.52	4.64	4.41	4.66	4.31	4.57	4.63	4.62	4.56	4.58	4.67
Cooling capacity	Nom.		kW	81	109	131	158	175	191	211	217	241	261	283	306	330	344	350	416	468	513	567	612	668
Power input	Cooling	Nom.	kW	31.8	38.5	49.8	61.9	67.8	69.5	80	85.8	85.2	95.6	108	113	122	117	132	147	171	186	216	230	238
Capacity control	Method			Step																				
	Minimum capacity		%	50	38	50	25	38	21	19	50	17	25	24	14	13	33	19	17	15	14	12	11	17
EER				2.55	2.83	2.64	2.55	2.58	2.75	2.63	2.53	2.83	2.73	2.62	2.72	2.71	2.94	2.65	2.84	2.73	2.76	2.63	2.66	2.8
IPLV				4.65	4.92	4.46	4.68	4.78	4.84	4.86	4.7	4.67	4.44	4.74	4.86	4.63	4.8	4.56	4.87	4.84	4.81	4.89	4.9	4.86
EER + VFDFAN				-								2.83	2.73	2.62	2.72	2.7	2.93	2.65	2.83	2.73	2.76	2.62	2.66	2.8
IPLV + VFDFAN				-								4.81	4.27	4.55	5.02	4.75	5	4.7	4.91	4.89	4.9	4.93	4.89	5
Dimensions	Unit	Height	mm	1,801			1,822	1,801	1,822			2,540												
		Width	mm	1,204								2,236												
		Length	mm	2,120	2,660		3,570	3,180	4,170		3,780	2,326			3,226				4,126				5,025	5,874
Weight (SSB)	Unit		kg	681	767	811	1,007	984	1,166	1,158	1,184	1,712	1,739	1,912	2,186	2,214	2,343	2,242	2,721	2,881	3,037	3,278	3,712	4,073
	Operation weight		kg	686	773	820	1,014	996	1,177	1,169	1,200	1,723	1,750	1,928	2,205	2,233	2,363	2,261	2,749	2,909	3,065	3,320	3,754	4,115
Weight (SLB)	Unit		kg	691	777	821	1,028	994	1,187	1,179	1,194	1,815	1,842	2,004	2,289	2,317	2,434	2,345	2,824	3,066	3,223	3,484	3,918	4,279
	Operation weight		kg	696	783	830	1,035	1,006	1,198	1,190	1,210	1,826	1,853	2,020	2,308	2,336	2,454	2,364	2,852	3,094	3,251	3,526	3,960	4,321
Water heat exchanger	Type			Brazed plate																				
	Water volume		l	5	6	9	7	12	11		16	11		16	19		20	19	28			42		
	Water flow rate	Cooling Nom.	l/s	3.9	5.2	6.3	7.6	8.4	9.1	10.1	10.4	11.5	12.4	13.5	14.6	15.7	16.4	16.7	19.9	22.3	24.5	27	29.2	31.9
	Water pressure drop	Cooling Nom.	kPa	27.3	34.4	26.5	64.2	41.7	45.9	54.4	41.4	69.7	80	66.7	46.4	52.9	77.2	59	54.5	67.2	79.6	65.4	75.1	88
Air heat exchanger	Type			Microchannel																				
Compressor	Type			Scroll compressor																				
	Quantity			2			4	2	4		2	4		3	4		3	4		5		6		
Fan	Type			Direct propeller																				
	Quantity			4	6		8		10			4			5		6	5	7		8		9	11
	Air flow rate	Nom.	l/s	6,022	9,036		13,354	12,023	16,710		15,057	20,306			25,382		30,459	25,382	35,535		40,612		45,688	55,841
	Speed		rpm	1,360								900												
Sound power level (SSB)	Cooling	Nom.	dBA	84.8	88.2	89.7	87.8	91.8	89.9	90.9	93.2	93.3	93.8	94.8	94.9	95.3	96.1	95.6	96.7	97	97.6	97.8	98.3	99
Sound power level (SLB)	Cooling	Nom.	dBA	83.7	86.2	87	86.7	88.8	88.1	88.7	90	90.8		91	91.8	91.9	92.7	91.9	93.3	93.4	93.9	94	94.5	95.3
Sound pressure level (SSB)	Cooling	Nom.	dBA	67.4	70.5	72	69.5	73.8	71.3	72.3	74.8	74.3	74.8	75.8	75.4	75.8	76.6	76.1	76.7	77	77.6	77.9		78.2
Sound pressure level (SLB)	Cooling	Nom.	dBA	66.3	68.5	69.3	68.4	70.7	69.5	70.1	71.6	71.8		72	72.3	72.4	73.2	72.4	73.3	73.4	74		74.1	74.6
Refrigerant	Type/GWP			R-32/675																				
	Charge		kg	7.5	8.5		13	11	14.5		13	19			25.5	25	26	24	34.5	36	41	42	46.5	52.5
	Circuits	Quantity		1			2	1	2		1	2		1	2		1	2						
Piping connections	Evaporator water inlet/outlet (OD)			76.1			88.9	76.1	88.9		76.1	88.9		76.1	88.9		76.1	88.9				114.3		
Unit	Starting current	Max	A	213	313	324	284	462	384	395	498	410	420	546	573	583	588	594	636	681	719	763	801	843
	Running current	Cooling Nom.	A	59	69	83	108	113	117	131	142	147	160	179	194	206	196	219	238	285	310	358	381	398
		Max	A	73	86	96	143	132	156	167	168	182	193	216	243	254	258	265	307	351	389	433	471	513
Power supply	Phase/Frequency		Hz	3~/50																				

BLUEVOLUTION

Air cooled scroll chiller, standard efficiency, reduced sound

- First R-32 air cooled chiller with Scroll compressors in the market
- Choosing for an R-32 product, reduces the environmental impact with 68% compared to R-410A and leads directly to lower energy consumption thanks to its high energy efficiency
- One or two truly independent refrigerant circuits for outstanding reliability
- MicroTech 4 controller with superior control logic and easy interface
- Low operating cost and extended operating life thanks to the careful design aimed to optimize the energy efficiency of the chillers and to improve installation profitability, effectiveness and economical management
- Fan speed modulation to ensure precise airflow control and optimized condensing temperature
- Possible to set up detailed time bands to reduce fan rotation speed and therefore sound emission
- Thanks to the Dynamic Condensing Pressure Management, the chiller controller adjusts the condensing pressure set-point to minimize the overall chiller power input

More details and final information can be found by scanning or clicking the QR codes.

EWAT-B-SRB

Cooling Only				EWAT-B-SRB	085	115	135	155	175	195	205	215	240	260	290	310	330	340	350	420	460	510	570	610	670
Space cooling	A Condition 35°C	Pdc		kW	76.49	105	123.88	150.13	164.87	181.31	200.51	203.5	231.19	248.68	266.45	290.26	311.62	329.53	330.8	398.49	443.51	488.06	534.23	578.74	637.95
	ηs,c			%	161	173	161		166.2	162.2	167.8	161	179.8	164.2	174.2	172.2	173.8	179	165	179	179.8	179.4	179		
SEER					4.1	4.4	4.1		4.23	4.13	4.27	4.1	4.57	4.18	4.43	4.38	4.42	4.55	4.2	4.55	5.57	4.56	4.55		
Cooling capacity	Nom.			kW	76	105	124	150	165	181	201	204	231	249	266	290	312	330	331	398	444	488	534	579	638
Power input	Cooling	Nom.		kW	33.7	40.3	53	65.9	73	73.2	84.6	91.9	89	99.9	115	119	129	122	140	147	181	197	230	244	251
Capacity control	Method				Step																				
	Minimum capacity			%	50	38	50	25	38	21	19	50	17	25	24	14	13	33	19	17	15	14	12	11	17
EER					2.27	2.61	2.34	2.28	2.26	2.48	2.37	2.21	2.6	2.49	2.31	2.44	2.41	2.7	2.35	2.71	2.45	2.48	2.32	2.37	2.55
IPLV					4.67	4.97	4.5	4.63	4.74	4.64	4.91	4.66	4.93	4.27	4.51	4.82	4.7	5	4.72	4.81	4.92	4.93	5.04	5.03	5.01
Dimensions	Unit	Height		mm	1,801			1,822	1,801	1,822			2,540												
		Width		mm	1,204								2,236												
		Length		mm	2,120	2,660		3,570	3,180	4,170		3,780	2,326			3,226				4,126				5,025	5,874
Weight	Unit			kg	691	777	821	1,028	994	1,187	1,179	1,194	1,815	1,842	2,004	2,289	2,317	2,434	2,345	2,824	3,066	3,223	3,484	3,918	4,279
	Operation weight			kg	696	783	830	1,035	1,006	1,198	1,190	1,210	1,826	1,853	2,020	2,308	2,336	2,454	2,364	2,852	3,094	3,251	3,526	3,960	4,321
Water heat exchanger	Type				Brazed plate																				
	Water volume			l	5	6	9	7	12	11		16	11		16	19		20	19	28			42		
	Water flow rate	Cooling	Nom.	l/s	3.7	5	5.9	7.2	7.9	8.7	9.6	9.7	11	11.9	12.7	13.9	14.9	15.7	15.8	19	21.2	23.3	25.5	27.6	30.4
	Water pressure drop	Cooling	Nom.	kPa	24.6	32.2	23.8	58.5	37.5	41.6	49.9	36.8	64.5	73.5	59.9	42.1	47.8	71.7	53.2	50.4	61.1	72.7	58.9	68	81
Air heat exchanger	Type				Microchannel																				
Compressor	Type				Scroll compressor																				
	Quantity				2			4	2	4		2	4		3	4		3	4	5			6		
Fan	Type				Direct propeller																				
	Quantity				4	6		8		10			4			5		6	5	7		8		9	11
	Air flow rate	Nom.		l/s	4,929	7,396		11,352	9,838	14,202		12,325	17,064			21,330		25,596	21,330	29,862		34,128		38,394	46,926
	Speed			rpm	1,200								780												
Sound power level	Cooling	Nom.		dBA	78.6	82.5	84.1	81.6	86.3	83.9	85.2	87.8	87	87.2	87.5	88.2	88.3	89.1	88.4	89.8		90.4	90.5	91	91.8
Sound pressure level	Cooling	Nom.		dBA	61.2	64.7	66.4	63.3	68.3	65.3	66.6	69.4	68.1	68.2	68.5	68.7	68.8	69.6	68.9	69.8	69.9	70.5		70.6	71.1
Refrigerant	Type/GWP				R-32/675																				
	Charge			kg	7.5	8.5		13	11	14.5		13	19			25.5	25	26	24	34.5	36	41	42	46.5	52.5
	Circuits	Quantity			1			2	1	2		1	2		1	2		1	2						
Piping connections	Evaporator water inlet/outlet (OD)				76.1			88.9	76.1	88.9		76.1	88.9		76.1	88.9		76.1	88.9				114.3		
Unit	Starting current	Max		A	213	313	324	284	462	384	395	498	410	420	546	573	583	588	594	636	681	719	763	801	843
	Running current	Cooling	Nom.	A	62	71	87	115	119	123	139	151		165	189	202	216	202	231	245	298	324	378	402	414
		Max		A	73	86	96	143	132	156	167	168	182	193	216	243	254	258	265	307	351	389	433	471	513
Power supply	Phase/Frequency			Hz	3~/50																				

Air cooled scroll chiller, high efficiency, standard/low sound

- First R-32 air cooled chiller with Scroll compressors in the market
- Choosing for an R-32 product, reduces the environmental impact with 68% compared to R-410A and leads directly to lower energy consumption thanks to its high energy efficiency
- One or two truly independent refrigerant circuits for outstanding reliability
- MicroTech 4 controller with superior control logic and easy interface
- Low operating cost and extended operating life thanks to the careful design aimed to optimize the energy efficiency of the chillers and to improve installation profitability, effectiveness and economical management
- Fan speed modulation to ensure precise airflow control and optimized condensing temperature
- Possible to set up detailed time bands to reduce fan rotation speed and therefore sound emission
- Thanks to the Dynamic Condensing Pressure Management, the chiller controller adjusts the condensing pressure set-point to minimize the overall chiller power input

More details and final information can be found by scanning or clicking the QR codes.

EWAT-B-XSB EWAT-B-XLB

Cooling Only				EWAT-B-XSB/XLB	085	115	145	180	185	200	220	230	250	280	300	310	320	360	370	430	470	540	600	660	700
Space cooling	A Condition 35°C	Pdc		kW	87.9	113.89	143.48	179.01	182.67	200.92	226.26	238.95	254.88	281.64	304.64	305.17	326.28	351.74	371.72	424.99	472.32	538.3	609.11	662.39	704.37
	ηs,c			%	167	183	175	-	175.8	173	177	169.4	175.8	180.6	181	181	177	170.6	176.2	179.4	179	179.4	181.4	182.6	180.2
	ηs,c + VFDFAN			%	-			181.8	-	176.2	184.2	174.6	184.2	188.6	190.2	184.6	178.2	181	179.8	182.6	179.8	187		190.6	
SEER					4.25	4.65	4.45	4.38	4.47	4.4	4.5	4.31	4.47	4.59	4.6		4.5	4.34	4.48	4.56	4.55	4.56	4.61	4.64	4.58
SEER + VFDFAN					-			4.62	-	4.48	4.68	4.44	4.68	4.79	4.83	4.69	4.53	4.6	4.57	6.64	4.57	4.75		4.84	
Cooling capacity	Nom.			kW	88	114	143	179	183	201	226	239	255	282	305		326	352	372	425	472	538	609	662	704
Power input	Cooling	Nom.		kW	28.8	36.6	44.4	57	63.6	65.7	74.7	74.6	81.7	87.9	97.3	97.4	106.8	113	121	137	153	175	195	211	227
Capacity control	Method				Step																				
	Minimum capacity			%	50	38	50	25	38	21	19	19	17	16	24	14	22	33	19	17	25	14	12	11	17
EER					3.05	3.12	3.23	3.14	2.87	3.06	3.03	3.21	3.12	3.2	3.13	3.313	3.06	3.11	3.06	3.11	3.09	3.07	3.12	3.14	3.1
IPLV					4.83	5	4.82	4.65	4.74	4.67	4.72	4.6	4.69	4.78	4.86	4.77	4.79	4.38	4.7	4.8	4.9	4.8	4.79	4.82	4.77
EER + VFDFAN					-			3.13	-	3.05	3.02	3.19	3.11	3.19	3.12		3.05	3.11	3.05	3.1	3.08	3.07	3.11	3.13	3.09
IPLV + VFDFAN					-			5.11	-	4.87	4.97	5	5.02	5.14	4.95	4.93	4.97	4.96	4.95	4.92	4.71	5.05	5.08	5.12	5.1
Dimensions	Unit	Height		mm	1,801		1,822	2,540	1,822	2,540															
		Width		mm	1,204			2,236	1,204	2,236															
		Length		mm	2,660	3,180	3,780	2,326	3,780	2,326		3,226						4,126			5,025		5,874	6,774	
Weight (XSB)	Unit			kg	737	830	949	1,633	1,066	1,663	1,699	2,082	1,987	2,128	2,226	2,159	2,196	2,639	2,698	2,785	3,228	3,448	3,900	4,294	4,436
	Operation weight			kg	742	836	958	1,644	1,078	1,674	1,710	2,098	2,001	2,147	2,246	2,178	2,215	2,659	2,718	2,813	3,256	3,490	3,942	4,344	4,486
Weight (XLB)	Unit			kg	747	840	959	1,736	1,076	1,766	1,802	2,082	2,090	2,231	2,318	2,262	2,299	2,731	2,801	2,888	3,393	3,633	4,106	4,500	4,642
	Operation weight			kg	752	846	968	1,747	1,088	1,777	1,813	2,098	2,104	2,250	2,338	2,281	2,318	2,751	2,821	2,916	3,421	3,675	4,148	4,550	4,692
Water heat exchanger	Type				Brazed plate																				
	Water volume			l	5	6	9	11	12	11		16	14	19	20	19		20		28		42		50	
	Water flow rate	Cooling	Nom.	l/s	4.2	5.4	6.9	8.6	8.7	9.6	10.8	11.4	12.2	13.4	14.5	14.6	15.6	16.8	17.7	20.3	22.5	25.7	29.1	31.6	33.6
	Water pressure drop	Cooling	Nom.	kPa	31.6	37.3	31	40.7	45.1	50.1	43.7	49.2	54.2	39.8	62.2	46.1	51.9	80.6	65.7	56.6	68.5	59.7	74.6	70.2	78.5
Air heat exchanger	Type				Microchannel																				
Compressor	Type				Scroll compressor																				
	Quantity				2			4	2	4		2	4		3	4		3	4			5	6		
Fan	Type				Direct propeller																				
	Quantity				6	8	10	4	10	4		5		6				7		8	9	10	12	13	14
	Air flow rate	Nom.		l/s	9,036	12,023	15,057	20,306	15,057	20,306		25,382		30,459				35,535		40,612	45,688	50,765	60,918	65,994	71,071
	Speed			rpm	1,360			900	1,360	900															
Sound power level (XSB)	Cooling	Nom.		dBA	86	88.8	90.5	91.2	92.1	92	92.7	94.8	93.8	94.6	95.6	95	95.4	96.4	96.2	96.9	97.6	98	98.6	99	99.4
Sound power level (XLB)	Cooling	Nom.		dBA	85.2	87.1	88.5	90.6	89.3	90.6	90.7	91.8	91.7	92.5	92.6	92.5	92.6	93.3	93.2	93.8	94.4		95.6	95.9	96.3
Sound pressure level (XSB)	Cooling	Nom.		dBA	68.3	70.8	72.2	72.3	73.7	73.1	73.7	75.3	74.3	75.1	76.1	75.5	75.9	76.4	76.3	77	77.2	77.6	77.8	77.9	78.3
Sound pressure level (XLB)	Cooling	Nom.		dBA	67.5	69.1	70.1	71.6	70.9	71.7		72.3	72.2	73	73.1	73	73.1	73.3		73.9	74		74.8		75.2
Refrigerant	Type/GWP				R-32/675																				
	Charge			kg	9	10	11	20	12	20		23.5	24	27.5	28		27.5	32	31	36	43.5	49	55	60	66
	Circuits	Quantity			1			2	1	2		1	2		1	2		1	2						
Piping connections	Evaporator water inlet/outlet (OD)				76.1			88.9	76.1	88.9		76.1	88.9		76.1	88.9		76.1	88.9			114.3			
Unit	Starting current	Max		A	215	315	328	290	464	388	399	506	414	543	554		564	592	602	640	678	727	779	817	855
	Running current	Cooling	Nom.	A	56	67	78	110	108	122	135	128	145	158	168	170	183	192	208	234	259	298	334	360	387
		Max		A	75	87	100	149	134	160	171	176	186	213	224		235	262	273	311	348	397	449	487	525
Power supply	Phase/Frequency			Hz	3~/50																				

BLUEVOLUTION

Air cooled scroll chiller, high efficiency, reduced sound

- First R-32 air cooled chiller with Scroll compressors in the market
- Choosing for an R-32 product, reduces the environmental impact with 68% compared to R-410A and leads directly to lower energy consumption thanks to its high energy efficiency
- One or two truly independent refrigerant circuits for outstanding reliability
- MicroTech 4 controller with superior control logic and easy interface
- Low operating cost and extended operating life thanks to the careful design aimed to optimize the energy efficiency of the chillers and to improve installation profitability, effectiveness and economical management
- Fan speed modulation to ensure precise airflow control and optimized condensing temperature
- Possible to set up detailed time bands to reduce fan rotation speed and therefore sound emission
- Thanks to the Dynamic Condensing Pressure Management, the chiller controller adjusts the condensing pressure set-point to minimize the overall chiller power input

More details and final information can be found by scanning or clicking the QR codes.

EWAT-B-XRB

Cooling Only				EWAT-B-XRB	085	115	145	180	185	200	220	230	250	280	300	310	320	360	370	430	470	540	600	660	700
Space cooling	A Condition 35°C	Pdc		kW	81.86	108.59	135.62	168.03	166.16	187.56	208.44	224.52	238.22	264.73	284.94	284.65	301.84	328.88	346.48	394.41	439.5	501.51	571.63	621.1	659.28
	ηs,c			%	213.28	179.4	166.6	177	164.6	186.6	179	169	177	186.6	185.8	183	173.8	180.6	176.2	181.8	179	183	187.4		185.4
SEER					4.13	4.56	4.24	4.5	4.19	4.74	4.55	4.3	4.5	4.74	4.72	4.65	4.42	4.59	4.48	4.62	4.55	4.65	4.76		4.71
Cooling capacity	Nom.			kW	82	109	136	168	166	188	208	225	238	265	285		302	329	346	394	440	502	572	621	659
Power input	Cooling	Nom.		kW	30.8	38.9	46.9	59.1	70.5	69.8	80.7	79.2	87.3	92.2	105	103	115	121	130	147	163	190	207	224	242
Capacity control	Method				Step																				
	Minimum capacity			%	50	38	50	25	38	21	19	50	17	16	24	14	22	33	19	17	25	14	12	11	17
EER					2.66	2.79	2.89	2.84	2.36	2.69	2.58	2.84	2.73	2.87	2.72	2.76	2.63	2.71	2.67	2.69		2.64	2.76	2.77	2.72
IPLV					4.74	5.1	4.76	5.04	4.72	5.05	4.97	4.86	4.91	5.08	4.78	4.94	4.62	5.04	4.95	4.88	4.72	4.96	5.04	5.07	5.08
Dimensions	Unit	Height		mm	1,801		1,822	2,540	1,822	2,540															
		Width		mm	1,204			2,236	1,204	2,236															
		Length		mm	2,660	3,180	3,780	2,326	3,780	2,326		3,226						4,126			5,025		5,874	6,774	
Weight	Unit			kg	747	840	959	1,736	1,076	1,766	1,802	2,082	2,090	2,231	2,318	2,262	2,299	2,731	2,801	2,888	3,393	3,633	4,106	4,500	4,642
	Operation weight			kg	752	846	968	1,747	1,088	1,777	1,813	2,098	2,104	2,250	2,338	2,281	2,318	2,751	2,821	2,916	3,421	3,675	4,148	4,550	4,692
Water heat exchanger	Type				Brazed plate																				
	Water volume			l	5	6	9	11	12	11		16	14	19	20	19		20		28		42		50	
	Water flow rate	Cooling	Nom.	l/s	3.9	5.2	6.5	8	7.9	9	10	10.7	11.4	12.6	13.6		14.4	15.7	16.5	18.8	21	23.9	27.3	29.6	31.5
	Water pressure drop	Cooling	Nom.	kPa	27.8	34.2	28	36.3	38	44.2	37.7	44	48.2	35.6	55.1	40.6	45.1	71.4	57.9	49.5	60.2	52.5	66.5	62.6	69.7
Air heat exchanger	Type				Microchannel																				
Compressor	Type				Scroll compressor																				
	Quantity				2			4	2	4		2	4		3	4		3	4			5	6		
Fan	Type				Direct propeller																				
	Quantity				6	8	10	4	10	4		5		6				7	8	9	10	12	13	14	
	Air flow rate	Nom.		l/s	6,673	8,896	11,122	15,054	11,122	15,054		18,819	18,818	22,582				26,346	30,110	33,874	37,637	45,164	48,928	52,692	
	Speed			rpm	1,108			700	1,108	700															
Sound power level	Cooling	Nom.		dBA	77.9	81.9	84	84.2	86	84.5	84.8	86.2	85.8	86.6	87	86.7	86.9	87.7	87.6	88.3	88.9	89.3	90	90.4	90.7
Sound pressure level	Cooling	Nom.		dBA	60.2	63.9	65.6	65.3	67.7	65.5	65.8	66.7	66.3	67.1	67.5	67.2	67.4	67.8	67.7	68.3	68.5	68.9	69.2	69.3	69.6
Refrigerant	Type/GWP				R-32/675																				
	Charge			kg	9	10	11	12		20		23.5	24	27.5	28		27.5	32	31	36	43.5	49	55	60	66
	Circuits	Quantity			1			2	1	2		1	2		1	2		1	2						
Piping connections	Evaporator water inlet/outlet (OD)				76.1			88.9	76.1	88.9		76.1	88.9		76.1	88.9		76.1	88.9			114.3			
Unit	Starting current	Max		A	215	315	328	290	464	388	399	506	414	543	554		564	592	602	640	678	727	779	817	855
	Running current	Cooling	Nom.	A	59	71	83	113	118	128	143	134	151	164	177	179	194	204	221	250	276	319	352	381	410
		Max		A	75	87	100	149	134	160	171	176	186	213	224		235	262	273	311	348	397	449	487	525
Power supply	Phase/Frequency			Hz	3~/50																				

INVERTER

BLUEVOLUTION

Air cooled mini inverter heat pump

- Choosing for an R-32 product, reduces the environmental impact with 68% compared to R-410A and leads directly to lower energy consumption thanks to its high energy efficiency
- Inverter chiller
- Daikin swing compressor
- New casing for the outdoor units
- Separate MMI-2 controller for indoor installation

EWYA

More details and final information can be found by scanning or clicking the QR codes.

EWYA-DV3P

Heating & Cooling				EWYA-D	009DV3P	011DV3P	014DV3P	016DV3P
Space cooling	A Condition 35°C Pdc			kW	9.35	11.6	12.8	14.0
	ηs,c			%	222	229	226	221
SEER					5.62	5.79	5.71	5.59
Space heating	Average climate water outlet 35°C	General	SCOP		4.82	4.73	4.70	4.69
			Seasonal space heating eff. class		A+++			
Cooling capacity	Nom.			kW	9.35 (1) / 9.10 (2)	11.6 (1) / 11.5 (2)	12.8 (1) / 12.7 (2)	14.0 (1) / 15.3 (2)
Heating capacity	Nom.			kW	9.37 (3) / 9.00 (4)	10.6 (3) / 9.82 (4)	12.0 (3) / 12.5 (4)	16.0 (3) / 16.0 (4)
Power input	Cooling	Nom.		kW	2.79 (1) / 1.71 (2)	3.56 (1) / 2.17 (2)	4.06 (1) / 2.51 (2)	4.58 (1) / 3.24 (2)
	Heating	Nom.		kW	1.91 (3) / 2.43 (4)	2.18 (3) / 2.68 (4)	2.46 (3) / 3.42 (4)	3.53 (3) / 4.56 (4)
Capacity control	Method				Variable (inverter)			
EER					3.35 (1) / 5.34 (2)	3.26 (1) / 5.31 (2)	3.16 (1) / 5.04 (2)	3.06 (1) / 4.74 (2)
COP					4.91 (3) / 3.71 (4)	4.83 (3) / 3.66 (4)	4.87 (3) / 3.64 (4)	4.53 (3) / 3.51 (4)
Dimensions	Unit	Height		mm	870			
		Width		mm	1,380			
		Length		mm	460			
Weight	Unit			kg	147			
Water heat exchanger	Type				Plate heat exchanger			
	Water volume			l	2			
Air heat exchanger	Type				High efficiency fin and tube type with integral subcooler			
Compressor	Type				Hermetically sealed swing inverter compressor			
	Quantity				1			
Fan	Type				Propeller fan			
	Quantity				1			
	Air flow rate	Cooling	Nom.	m^3/min	63	70	85	
		Heating	Nom.	m^3/min	48.0	55.8	70.4	85.0
Sound power level	Cooling	Nom.		dBA	65.5	67.0	69.0	
Sound pressure level	Cooling	Nom.		dBA	44.0	47.7	50.8	51.0
Operation range	Air side	Cooling	Min.~Max.	°CDB	10~43			
		Heating	Min.~Max.	°CDB	-25~25			
	Water side	Cooling	Min.~Max.	°CDB	5~22			
		Heating	Min.~Max.	°CDB	9 ~60			
Refrigerant	Type/GWP				R-32/675.0			
	Control				Electronic expansion valve			
	Circuits	Quantity			1			
Refrigerant charge	Per circuit			kg	3.80			
	Per circuit			TCO2Eq	2.6			
Unit	Running current	Max		A	30.8			
Power supply	Phase/Frequency/Voltage			Hz/V	1~/50/230			

(1)Cooling: EW 12°C; LW 7°C; ambient conditions: 35°CDB | (2)Cooling: EW 23°C; LW 18°C; ambient conditions: 35°CDB | (3)Condition: Ta DB/WB 7°C/6°C - LWC 35°C (DT = 5°C) | (4)Condition: Ta DB/WB 7°C/6°C - LWC 45°C (Dt=5°C)

INVERTER

BLUEVOLUTION

Air cooled mini inverter heat pump

- Choosing for an R-32 product, reduces the environmental impact with 68% compared to R-410A and leads directly to lower energy consumption thanks to its high energy efficiency
- Inverter chiller
- Daikin swing compressor
- New casing for the outdoor units
- Separate MMI-2 controller for indoor installation

EWYA

More details and final information can be found by scanning or clicking the QR codes.

EWYA-DW1P

Heating & Cooling				EWYA-D	009DW1P	011DW1P	014DW1P	016DW1P
Space cooling	A Condition 35°C Pdc			kW	9.35	11.6	12.8	14.0
	ηs,c			%	222	229	226	221
SEER					5.62	5.79	5.71	5.59
Space heating	Average climate water outlet 35°C	General	SCOP		4.82	4.73	4.70	4.69
			Seasonal space heating eff. class		A+++			
Cooling capacity	Nom.			kW	9.35 (1) / 9.10 (2)	11.6 (1) / 11.5 (2)	12.8 (1) / 12.7 (2)	14.0 (1) / 15.3 (2)
Heating capacity	Nom.			kW	9.37 (3) / 9.00 (4)	10.6 (3) / 9.82 (4)	12.0 (3) / 12.5 (4)	16.0 (3) / 16.0 (4)
Power input	Cooling	Nom.		kW	2.79 (1) / 1.71 (2)	3.56 (1) / 2.17 (2)	4.06 (1) / 2.51 (2)	4.58 (1) / 3.24 (2)
	Heating	Nom.		kW	1.91 (3) / 2.43 (4)	2.18 (3) / 2.68 (4)	2.46 (3) / 3.42 (4)	3.53 (3) / 4.56 (4)
Capacity control	Method				Variable (inverter)			
EER					3.35 (1) / 5.34 (2)	3.26 (1) / 5.31 (2)	3.16 (1) / 5.04 (2)	3.06 (1) / 4.74 (2)
COP					4.91 (3) / 3.71 (4)	4.83 (3) / 3.66 (4)	4.87 (3) / 3.64 (4)	4.53 (3) / 3.51 (4)
Dimensions	Unit	Height		mm	870			
		Width		mm	1,380			
		Length		mm	460			
Weight	Unit			kg	147			
Water heat exchanger	Type				Plate heat exchanger			
	Water volume			l	2			
Air heat exchanger	Type				High efficiency fin and tube type with integral subcooler			
Compressor	Type				Hermetically sealed swing inverter compressor			
	Quantity				1			
Fan	Type				Propeller fan			
	Quantity				1			
	Air flow rate	Cooling	Nom.	m^3/min	63	70	85	
		Heating	Nom.	m^3/min	48.0	55.8	70.4	85.0
Sound power level	Cooling	Nom.		dBA	65.5	67.0	69.0	
Sound pressure level	Cooling	Nom.		dBA	44.0	47.7	50.8	51.0
Operation range	Air side	Cooling	Min.~Max.	°CDB	10~43			
		Heating	Min.~Max.	°CDB	-25~25			
	Water side	Cooling	Min.~Max.	°CDB	5~22			
		Heating	Min.~Max.	°CDB	9 ~60			
Refrigerant	Type/GWP				R-32/675.0			
	Control				Electronic expansion valve			
	Circuits	Quantity			1			
Refrigerant charge	Per circuit			kg	3.80			
	Per circuit			TCO2Eq	2.6			
Unit	Running current	Max		A	14.0			
Power supply	Phase/Frequency/Voltage			Hz/V	3~/50/400			

(1)Cooling: EW 12°C; LW 7°C; ambient conditions: 35°CDB | (2)Cooling: EW 23°C; LW 18°C; ambient conditions: 35°CDB | (3)Condition: Ta DB/WB 7°C/6°C - LWC 35°C (DT = 5°C) | (4)Condition: Ta DB/WB 7°C/6°C - LWC 45°C (Dt=5°C)

INVERTER

BLUEVOLUTION

Air cooled mini inverter heat pump

- Choosing for an R-32 product, reduces the environmental impact with 68% compared to R-410A and leads directly to lower energy consumption thanks to its high energy efficiency
- Inverter chiller
- Daikin swing compressor
- New casing for the outdoor units
- Separate MMI-2 controller for indoor installation

EWYA

More details and final information can be found by scanning or clicking the QR codes.

EWYA-DW1P-H-

Heating & Cooling					EWYA-D	009DW1P-H-	011DW1P-H-	014DW1P-H-	016DW1P-H-
Space cooling	A Condition 35°C	Pdc			kW	9.35	11.6	12.8	14.0
	ηs,c				%	222	229	226	221
SEER						5.62	5.79	5.71	5.59
Space heating	Average climate water outlet 35°C	General	SCOP			4.82	4.73	4.70	4.69
			Seasonal space heating eff. class			A+++			
Cooling capacity	Nom.				kW	9.35 (1) / 9.10 (2)	11.6 (1) / 11.5 (2)	12.8 (1) / 12.7 (2)	14.0 (1) / 15.3 (2)
Heating capacity	Nom.				kW	9.37 (3) / 9.00 (4)	10.6 (3) / 9.82 (4)	12.0 (3) / 12.5 (4)	16.0 (3) / 16.0 (4)
Power input	Cooling	Nom.			kW	2.79 (1) / 1.71 (2)	3.56 (1) / 2.17 (2)	4.06 (1) / 2.51 (2)	4.58 (1) / 3.24 (2)
	Heating	Nom.			kW	1.91 (3) / 2.43 (4)	2.18 (3) / 2.68 (4)	2.46 (3) / 3.42 (4)	3.53 (3) / 4.56 (4)
Capacity control	Method					Variable (inverter)			
EER						3.35 (1) / 5.34 (2)	3.26 (1) / 5.31 (2)	3.16 (1) / 5.04 (2)	3.06 (1) / 4.74 (2)
COP						4.91 (3) / 3.71 (4)	4.83 (3) / 3.66 (4)	4.87 (3) / 3.64 (4)	4.53 (3) / 3.51 (4)
Dimensions	Unit	Height			mm	870			
		Width			mm	1,380			
		Length			mm	460			
Weight	Unit				kg	147			
Water heat exchanger	Type					Plate heat exchanger			
	Water volume				l	2			
Air heat exchanger	Type					High efficiency fin and tube type with integral subcooler			
Compressor	Type					Hermetically sealed swing inverter compressor			
	Quantity					1			
Fan	Type					Propeller fan			
	Quantity					1			
	Air flow rate	Cooling	Nom.		m^3/min	63	70	85	
		Heating	Nom.		m^3/min	48.0	55.8	70.4	85.0
Sound power level	Cooling	Nom.			dBA	65.5	67.0	69.0	
Sound pressure level	Cooling	Nom.			dBA	44.0	47.7	50.8	51.0
Operation range	Air side	Cooling	Min.~Max.		°CDB	10~43			
		Heating	Min.~Max.		°CDB	-25~25			
	Water side	Cooling	Min.~Max.		°CDB	5~22			
		Heating	Min.~Max.		°CDB	9 ~60			
Refrigerant	Type/GWP					R-32/675.0			
	Control					Electronic expansion valve			
	Circuits	Quantity				1			
Refrigerant charge	Per circuit				kg	3.80			
	Per circuit				TCO2Eq	2.6			
Unit	Running current	Max			A	14.0			
Power supply	Phase/Frequency/Voltage				Hz/V	3~/50/400			

(1)Cooling: EW 12°C; LW 7°C; ambient conditions: 35°CDB | (2)Cooling: EW 23°C; LW 18°C; ambient conditions: 35°CDB | (3)Condition: Ta DB/WB 7°C/6°C - LWC 35°C (DT = 5°C) | (4)Condition: Ta DB/WB 7°C/6°C - LWC 45°C (Dt=5°C)

INVERTER

BLUEVOLUTION

Air cooled mini inverter heat pump

- Choosing for an R-32 product, reduces the environmental impact with 68% compared to R-410A and leads directly to lower energy consumption thanks to its high energy efficiency
- Inverter chiller
- Daikin swing compressor
- New casing for the outdoor units
- Separate MMI-2 controller for indoor installation

EWYA

More details and final information can be found by scanning or clicking the QR codes.

EWYA-DV3P-H-

Heating & Cooling				EWYA-D	009DV3P-H-	011DV3P-H-	014DV3P-H-	016DV3P-H-
Space cooling	A Condition 35°C Pdc			kW	9.35	11.6	12.8	14.0
	ηs,c			%	222	229	226	221
SEER					5.62	5.79	5.71	5.59
Space heating	Average climate water outlet 35°C	General	SCOP		4.82	4.73	4.70	4.69
			Seasonal space heating eff. class		A+++			
Cooling capacity	Nom.			kW	9.35 (1) / 9.10 (2)	11.6 (1) / 11.5 (2)	12.8 (1) / 12.7 (2)	14.0 (1) / 15.3 (2)
Heating capacity	Nom.			kW	9.37 (3) / 9.00 (4)	10.6 (3) / 9.82 (4)	12.0 (3) / 12.5 (4)	16.0 (3) / 16.0 (4)
Power input	Cooling	Nom.		kW	2.79 (1) / 1.71 (2)	3.56 (1) / 2.17 (2)	4.06 (1) / 2.51 (2)	4.58 (1) / 3.24 (2)
	Heating	Nom.		kW	1.91 (3) / 2.43 (4)	2.18 (3) / 2.68 (4)	2.46 (3) / 3.42 (4)	3.53 (3) / 4.56 (4)
Capacity control	Method				Variable (inverter)			
EER					3.35 (1) / 5.34 (2)	3.26 (1) / 5.31 (2)	3.16 (1) / 5.04 (2)	3.06 (1) / 4.74 (2)
COP					4.91 (3) / 3.71 (4)	4.83 (3) / 3.66 (4)	4.87 (3) / 3.64 (4)	4.53 (3) / 3.51 (4)
Dimensions	Unit	Height		mm	870			
		Width		mm	1,380			
		Length		mm	460			
Weight	Unit			kg	147			
Water heat exchanger	Type				Plate heat exchanger			
	Water volume			l	2			
Air heat exchanger	Type				High efficiency fin and tube type with integral subcooler			
Compressor	Type				Hermetically sealed swing inverter compressor			
	Quantity				1			
Fan	Type				Propeller fan			
	Quantity				1			
	Air flow rate	Cooling	Nom.	m^3/min	63	70	85	
		Heating	Nom.	m^3/min	48.0	55.8	70.4	85.0
Sound power level	Cooling	Nom.		dBA	65.5	67.0	69.0	
Sound pressure level	Cooling	Nom.		dBA	44.0	47.7	50.8	51.0
Operation range	Air side	Cooling	Min.~Max.	°CDB	10~43			
		Heating	Min.~Max.	°CDB	-25~25			
	Water side	Cooling	Min.~Max.	°CDB	5~22			
		Heating	Min.~Max.	°CDB	9 ~60			
Refrigerant	Type/GWP				R-32/675.0			
	Control				Electronic expansion valve			
	Circuits	Quantity			1			
Refrigerant charge	Per circuit			kg	3.80			
	Per circuit			TCO2Eq	2.6			
Unit	Running current	Max		A	30.8			
Power supply	Phase/Frequency/Voltage			Hz/V	1~/50/230			

(1)Cooling: EW 12°C; LW 7°C; ambient conditions: 35°CDB | (2)Cooling: EW 23°C; LW 18°C; ambient conditions: 35°CDB | (3)Condition: Ta DB/WB 7°C/6°C - LWC 35°C (DT = 5°C) | (4)Condition: Ta DB/WB 7°C/6°C - LWC 45°C (Dt=5°C)

EWYT-B

Multi scroll heat pumps with R-32 refrigerant

- Top class efficiency, SEER up to 4,92 and SCOP up to 4,06
- Low environmental impact thanks to R-32 refrigerant
- Dedicated Scroll Compressors for hot water production up 60°C
- The Global Warming Potential (GWP) of R-32 refrigerant is 675, which is only one third compared to commonly used refrigerant R-410
- The low GWP R-32 refrigerant falls into category class A2L in ISO817 and it can be safely used in many applications including chilled water systems
- As a single component refrigerant, R-32 is also easier to recycle and reuse another environmental plus in its favour
- Wide capacity range: 80 – 650 kW
- Optimized Copper -Aluminium Coils improving performances and de-frosting operation
- Silver and Gold efficiency versions
- 3 sound configurations
- 2 different layouts: Parallel Coil and Double V Coil
- One or Two independent refrigerant circuits
- Full compatibility with Daikin on Site
- Extensive option lists
- Fan speed modulation option (VFD)

Connectivity

Daikin on Site

Fully compatible with Daikin on Site cloud based platform that allows a number of advanced functionalities including:

› Remote monitoring
› System optimization
› Preventive maintenance
› Remote access with one click via LAN or 4G LTE router

Connection to Intelligent Chiller Manager

Daikin can offer the Intelligent Chiller Manager option, allowing energy optimisation of the system and, when necessary, full customization of the control solutions to the specific installation's needs even in case of more complex installation.

› High number of units
› Cooling and Heating mode
› Peripheral controls

Intelligent Chiller Manager

Layouts & Range overview

Parallel coils

Silver Efficiency	75-193 kW 82-213 kW	1 circuit
Gold Efficiency	80-206 kW 86-218 kW	
Silver Efficiency	189-230 kW 209-256 kW	2 circuits
Gold Efficiency	206-250 kW 215-261 kW	

Double-V coils

Silver Efficiency	270-570 kW 300-627 kW	2 circuits
Gold Efficiency	294-630 kW 306-650 kW	

Extensive option lists Including new options:

Partial heat recovery
Introduction of condensation control allowing to mantain heat recovery capacity at lower ambient temperatures with unit operating at full capacity

Buffer tank
Unit mounted buffer tank available all across the range for plug and play solution.

VFD pumps and variable flow control
- Variable pump speed control via extenral 0-10 volt signal
- "Thermostat on" and "thermostat off" pump speed management
- Variable primary flow control

Master/Slave supplied as standard
Master/Slave functionality allowing to manage up to 4 units on the same system without the need of external control devices.

Fan Silent Mode
The parallel coil units and units with VFD option are standardly equipped with Fan Silent Mode, which reduces fan velocity and therefore unit sound emission on scheduled time bands, enhancing comfort during night operation.

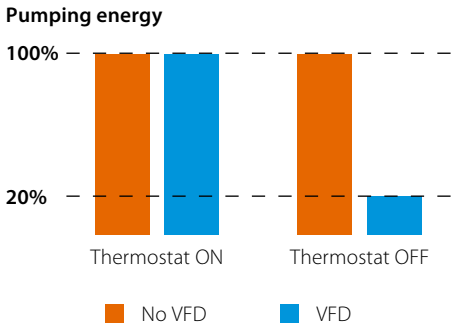

Air cooled multi-scroll heat pump, standard efficiency, standard/low sound

- First R-32 air cooled heat pump with Scroll compressors in the market
- Choosing for an R-32 product, reduces the environmental impact with 68% compared to R-410A and leads directly to lower energy consumption thanks to its high energy efficiency
- One or two truly independent refrigerant circuits for outstanding reliability
- MicroTech 4 controller: sophisticated adaptive software logic for stable operating conditions
- Low operating cost and extended operating life thanks to the careful design aimed to optimize the energy efficiency of the chillers and to improve installation profitability, effectiveness and economical management
- Fan speed modulation to ensure precise airflow control and optimized condensing temperature
- Possible to set up detailed time bands to reduce fan rotation speed and therefore sound emission
- Thanks to the Dynamic Condensing Pressure Management, the chiller controller adjusts the condensing pressure set-point to minimize the overall chiller power input



More details and final information can be found by scanning or clicking the QR codes.

EWYT-B-SS

EWYT-B-SL

Heating & Cooling			EWYT-B-SS/SL	085	105	135	175	205	215	235	255	300	340	390	430	490	540	590	630	300-VFDFAN	340-VFDFAN	390-VFDFAN	430-VFDFAN	490-VFDFAN	540-VFDFAN	590-VFDFAN	630-VFDFAN
SEER				3.9	3.98	3.9	4.01	3.96	3.9	3.96	3.9	3.99	4.1	3.99	4	4.23		4.17	4.25	4.16	4.28	4.16	4.12	4.37	4.35	4.29	4.38
Space heating	Average climate water outlet 35°C	General	SCOP	3.34	3.41	3.36	3.40	3.37	3.40	3.34	3.29	3.27	3.28	3.35	3.33	3.37	3.35	3.38	3.37	3.38	3.39	3.46	3.44	3.47	3.46	3.50	3.47
			Seasonal space heating eff. class	A+		-																					
Cooling capacity	Nom.		kW	75	98	120	153	189	193	212	230	270	317	350	375	434	482	531	570	270	317	350	375	434	482	531	570
Heating capacity	Nom.		kW	82.24	106.24	132.23	169.8	209.28	213.33	236.16	256.09	300.01	342.79	389.93	432.79	486.98	541.54	591.29	627.45	300.01	342.79	389.93	432.79	486.98	541.54	591.29	627.45
Power input	Cooling	Nom.	kW	28	36.6	44.6	57.8	71.3	72.1	78.7	86.4	102	117	132	147	171	192	206	219	102	117	133	147	171	192	207	219
	Heating	Nom.	kW	28.16	36.5	45.26	58.94	72.36	73.82	82.07	86.96	104.12	116.23	135.61	150.48	166.78	185.15	201.91	214.4	104.41	116.59	136.09	150.96	167.26	185.62	202.51	215
Capacity control	Method			Step																							
	Minimum capacity		%	50	38	50	38	19	50	17	25	22	19	17	25	22	19	18	17	22	19	17	25	22	19	18	17
EER				2.69	2.68	2.7	2.65	2.66	2.67	2.69	2.67	2.65	2.69	2.63	2.55	2.54	2.51	2.57	2.6	2.64	2.69	2.62	2.54	2.53	2.5	2.56	2.59
COP				2.921	2.911	2.922	2.881	2.892	2.89	2.877	2.945	2.882	2.949	2.875	2.876	2.92	2.925	2.928	2.927	2.873	2.94	2.865	2.867	2.911	2.917	2.92	2.918
IPLV				4.43	4.4	4.32	4.28	4.33	4.36	4.31	4.35	4.2	4.31	4.2	4.31	4.46	4.52	4.44	4.53	4.35	4.67	4.45	4.54	4.68	4.71	4.73	4.8
Dimensions	Unit	Height	mm	1,800								2,514															
		Width	mm	1,195								2,282															
		Length	mm	2,225	2,825	3,425		4,350	4,025	4,950		3,225		4,125				5,025		3,225		4,125				5,025	
Weight (SS)	Unit		kg	955	1,065	1,165	1,320	1,500		1,800	1,825	2,100	2,250	3,180	3,190	3,180	3,370	4,267		2,100	2,250	3,180	3,190	3,180	3,370	4,267	
	Operation weight		kg	962	1,072	1,172	1,327	1,511		1,811	1,839	2,114	2,270	3,200	3,210	3,207	3,397	4,302	4,308	2,114	2,270	3,200	3,209.71	3,207.27	3,397.27	4,302.37	4,308.08
Weight (SL)	Unit		kg	985	1,095	1,195	1,350	1,530		1,830	1,855	2,260	2,410	3,340	3,350	3,340	3,530	4,427		2,260	2,410	3,340	3,190	3,180	3,370	4,267	
	Operation weight		kg	992	1,102	1,202	1,357	1,541		1,841	1,869	2,274	2,430	3,360	3,370	3,367	3,557	4,462	4,468	2,274	2,430	3,360	3,209.71	3,207.27	3,397.27	4,302.37	4,308.08
Water heat exchanger	Type			Plate heat exchanger																							
	Water volume		l	7				11			14		20			27		35	41	14	20			27		35	41
	Water flow rate	Cooling	Nom. l/s	3.6	4.7	5.8	7.3	9	9.2	10.1	11	12.9	15.1	16.7	17.9	20.7	23	25.3	27.2	12.9	15.1	16.7	17.9	20.7	23	25.3	27.2
	Water pressure drop	Cooling	Nom. kPa	14.9	24.1	35.1	54	45	46.4	55.1	45.1	60.2	49.2	58.8	66.7	58.7	71.2	58.3	66.1	60.2	49.2	58.8	66.7	58.7	71.2	58.3	66.1
Air heat exchanger	Type			High efficiency fin and tube type																							
Compressor	Type			Scroll compressor																							
	Quantity			2				4	2	4					5	6				4				5	6		
Fan	Type			Direct propeller																							
	Quantity			4	6	8		10		12		5	6	8				10		5	6	8				10	
	Air flow rate	Nom.	l/s	6,888	10,809	14,412	13,777	17,220	17,221	20,664		28,003	33,604	46,854		45,830	44,806	57,288	56,008	28,003	33,604	46,854		45,830	44,806	57,288	56,008
	Speed		rpm	1,360								900															
Sound power level (SS)	Cooling	Nom.	dBA	84	87	89	91	90	92	91	92	94	95	96	96.3	96.6	96.8	97.5	97.8	94	94.9	95.9	96.3	96.6	96.8	97.5	97.8
Sound power level (SL)	Cooling	Nom.	dBA	83	85	87	88			89		91	92	93	92.9		93	93.9		90.8	91.6	92.8	92.9		93	93.9	
Sound pressure level (SS)	Cooling	Nom.	dBA	66	69	71	73	71	74	72	73	74	75	76	76.3	76.6	76.8	77.1	77.4	74.5	75.4	75.9	76.3	76.6	76.8	77.1	77.4
Sound pressure level (SL)	Cooling	Nom.	dBA	65	67	69	70	69		70		71	72	73	72.9		73	73.5		71.3	72.1	72.8	72.9		73	73.5	
Refrigerant	Type			R-32																							
	Charge		kg	11	19	27		35		43		27.5	42	71				85.5	100	27.5	42	71				85.5	100
	Circuits	Quantity		1				2	1	2																	
Piping connections	Evaporator water inlet/outlet (OD)			88.9														114.3		88.9						114.3	
Unit	Starting current	Max	A	211.0	327.0	343.0	464.0	408.0	495.0	425.0	439.0	564.0	598.0	636.0	666.0	712.0	757.0	795.0	825.0	564	598	636	666	712	757	795	825
	Running current	Cooling Nom.	A	54.0	66.0	76.0	99.0	125.0	123.0	133.0	146.0	174.0	198.0	227.0	253.0	291.0	328.0	353.0	372.0	175	198	228	253	292	329	354	373
Unit	Running current	Max	A	68.0	85.0	101.0	131.0	166.0	163.0	183.0	197.0	232.0	266.0	304.0	334.0	379.0	425.0	463.0	493.0	232	266	304	334	379	425	463	493
Power supply	Phase/Frequency/Voltage		Hz/V	3~/50/400																							

Air cooled multi-scroll heat pump, standard efficiency, reduced sound

- First R-32 air cooled heat pump with Scroll compressors in the market
- Choosing for an R-32 product, reduces the environmental impact with 68% compared to R-410A and leads directly to lower energy consumption thanks to its high energy efficiency
- One or two truly independent refrigerant circuits for outstanding reliability
- MicroTech 4 controller: sophisticated adaptive software logic for stable operating conditions
- Low operating cost and extended operating life thanks to the careful design aimed to optimize the energy efficiency of the chillers and to improve installation profitability, effectiveness and economical management
- Fan speed modulation to ensure precise airflow control and optimized condensing temperature
- Possible to set up detailed time bands to reduce fan rotation speed and therefore sound emission
- Thanks to the Dynamic Condensing Pressure Management, the chiller controller adjusts the condensing pressure set-point to minimize the overall chiller power input

More details and final information can be found by scanning or clicking the QR codes.

EWYT-B-SR

Heating & Cooling				EWYT-B-SR	085	105	135	175	205	215	235	255	300	340	390	430	490	540	590	630
SEER					3.82	3.93	3.87	3.96	3.92	3.82	3.83	3.84	4.18	4.37	4.21	4.19	4.49		4.46	4.52
Space heating	Average climate water outlet 35°C	General	SCOP		3.35	3.40	3.37	3.42	3.44	3.43	3.32	3.33	3.42	3.49		3.57	3.65	3.60	3.67	3.66
			Seasonal space heating eff. class		A+		-													
Cooling capacity	Nom.			kW	74	96	119	150	186	189	209	226	265	311	344	368	424	470	519	557
Heating capacity	Nom.			kW	80.91	105.24	131.02	167.11	207.27	209.99	233.05	251.28	295.81	335.24	384.62	426.79	477.49	528.73	581.03	615.34
Power input	Cooling	Nom.		kW	28.7	37.4	45.5	59.5	73.2	74.3	80.7	88.8	102	117	131	147	172	195	207	221
	Heating	Nom.		kW	27.99	36.24	44.84	58.45	71.9	73.28	81.39	86.29	102.09	113.54	132.02	144.34	160.28	178.33	194.13	206.57
Capacity control	Method				Step															
	Minimum capacity			%	50	38	50	38	19	50	17	25	22	19	17	25	22	19	18	17
EER					2.56	2.58	2.61	2.53	2.54	2.55	2.59	2.55	2.59	2.64	2.61	2.5	2.46	2.41	2.5	2.51
COP					2.891	2.904	2.922	2.859	2.883	2.866	2.863	2.912	2.898	2.953	2.913	2.957	2.979	2.965	2.993	2.979
IPLV					4.36	4.24	4.3	4.38	4.29		4.28	4.26	4.29	4.69	4.58	4.61	4.78	4.89	4.82	4.91
Dimensions	Unit	Height		mm	1,800								2,514							
		Width		mm	1,195								2,282							
		Length		mm	2,225	2,825	3,425		4,350	4,025	4,950		3,225		4,125				5,025	
Weight	Unit			kg	985	1,095	1,195	1,350	1,530		1,830	1,855	2,260	2,410	3,340	3,350	3,340	3,530	4,427	
	Operation weight			kg	992	1,102	1,202	1,357	1,541		1,841	1,869	2,274	2,430	3,360	3,370	3,367	3,557	4,462	4,468
Water heat exchanger	Type				Plate heat exchanger															
	Water volume			l	7				11			14		20			27		35	41
	Water flow rate	Cooling	Nom.	l/s	3.5	4.6	5.7	7.2	8.9	9	10	10.8	12.7	14.8	16.4	17.5	20.2	22.4	24.8	26.6
	Water pressure drop	Cooling	Nom.	kPa	14.4	23.4	34.2	52.2	43.5	44.8	53.5	43.6	58.1	47.6	57	64.4	56.3	67.8	56	63.4
Air heat exchanger	Type				High efficiency fin and tube type															
Compressor	Type				Scroll compressor															
	Quantity				2				4	2	4						5	6		
Fan	Type				Direct propeller															
	Quantity				4	6	8		10		12		5	6	8				10	
	Air flow rate	Nom.		l/s	6,026	9,483	12,644	12,052	15,064	15,065	18,078		23,608	28,330	39,446		38,610	37,774	48,262	47,216
	Speed			rpm	1,200								780							
Sound power level	Cooling	Nom.		dBA	78	82	84	85	84	87	86		87	88	89	89.3	89.4	89.5	90.4	90.5
Sound pressure level	Cooling	Nom.		dBA	60	64	65	67	66	68	67		68		69	69.3	69.4	69.5	70	70.1
Refrigerant	Type				R-32															
	Charge			kg	11	19	27		35		43		27.5	42	71				85.5	100
	Circuits	Quantity			1				2	1	2									
Piping connections	Evaporator water inlet/outlet (OD)				88.9															114.3
Unit	Starting current	Max		A	211.0	327.0	343.0	464.0	408.0	495.0	425.0	439.0	564.0	598.0	636.0	666.0	712.0	757.0	795.0	825.0
	Running current	Cooling	Nom.	A	55.0	67.0	77.0	101.0	128.0	126.0	136.0	149.0	173.0	196.0	224.0	251.0	292.0	330.0	353.0	373.0
Unit	Running current	Max		A	68.0	85.0	101.0	131.0	166.0	163.0	183.0	197.0	232.0	266.0	304.0	334.0	379.0	425.0	463.0	493.0
Power supply	Phase/Frequency/Voltage			Hz/V	3~/50/400															

Air cooled multi-scroll heat pump, high efficiency, standard/low sound

- First R-32 air cooled heat pump with Scroll compressors in the market
- Choosing for an R-32 product, reduces the environmental impact with 68% compared to R-410A and leads directly to lower energy consumption thanks to its high energy efficiency
- One or two truly independent refrigerant circuits for outstanding reliability
- MicroTech 4 controller: sophisticated adaptive software logic for stable operating conditions
- Low operating cost and extended operating life thanks to the careful design aimed to optimize the energy efficiency of the chillers and to improve installation profitability, effectiveness and economical management
- Fan speed modulation to ensure precise airflow control and optimized condensing temperature
- Possible to set up detailed time bands to reduce fan rotation speed and therefore sound emission
- Thanks to the Dynamic Condensing Pressure Management, the chiller controller adjusts the condensing pressure set-point to minimize the overall chiller power input

EWYT-B-XS/XL

More details and final information can be found by scanning or clicking the QR codes.

EWYT-B-XS

EWYT-B-XL

Heating & Cooling				EWYT-B-XS/XL	085	115	135	175	215	215	235	265	310	350	400	440	500	560	600	630	650	VFDFAN 310	VFDFAN 350	VFDFAN 400	VFDFAN 440	VFDFAN 500	VFDFAN 560	VFDFAN 600	VFDFAN 630	VFDFAN 650
SEER					4.24	4.38	4.24	4.45	4.41	4.21	4.4	4.13	4.57	4.67	4.54	4.57	4.72	4.71	4.7	4.69	4.4	4.66	4.81	4.68	4.63	4.86	4.83	4.83	4.82	4.58
Space heating	Average climate water outlet 35°C	General	SCOP		3.70	3.72	3.70	3.67	3.70	3.66	3.86	3.77	3.90		3.82	3.85	3.83	3.81	3.79	3.76	3.53	3.96	3.97	3.93	3.91	3.96	3.93	3.87		3.68
			Seasonal space heating eff. class		A+	-																								
Cooling capacity	Nom.			kW	80	104	126	166	206		229	250	288	328	370	406	467	519	560	597	610	288	328	370	406	467	519	560	597	610
Heating capacity	Nom.			kW	85.86	111.02	133.18	176.29	214.81	218.29	239.37	260.83	305.53	349.96	400.64	443.87	500.13	555.95	598.67	633.91	649.7	305.53	349.96	400.64	443.87	500.13	555.95	598.67	633.91	649.7
Power input	Cooling	Nom.		kW	26.3	35.1	42.1	56.6	68	71.8	74.9	83.4	93.9	107	122	134	158	177	193	204	207	94.1	107	123	135	158	177	193	205	207
	Heating	Nom.		kW	26.06	33.19	39.11	51.68	62.55	64.91	69.49	76.15	88.61	101.7	117.65	127.8	147.3	165.04	179.94	191.66	203.16	88.81	101.93	117.94	128.08	147.63	165.38	180.33	192.05	203.95
Capacity control	Method				Step																									
	Minimum capacity			%	50	38	50	38	19	50	17	25	22	19	17	25	22	19	18	17		22	19	17	25	22	19	18	17	
EER					3.03	2.95	2.99	2.93	3.03	2.86	3.06	3	3.06	3.05	3.02	3.01	2.95	2.93	2.9	2.92	2.95	3.06	3.05	3.01		2.95	2.92	2.9	2.91	2.94
COP					3.295	3.345	3.405	3.411	3.434	3.363	3.444	3.425	3.448	3.441	3.405	3.473	3.395	3.369	3.327	3.308	3.198	3.44	3.433	3.397	3.466	3.388	3.362	3.32	3.301	3.186
IPLV					4.75	4.69			4.87	4.72	4.87	4.64	4.94	4.96		5	5.1	5.08	5.05		4.66	4.97	5.16	5.13	5.16	5.3	5.29	5.22	5.16	4.99
Dimensions	Unit	Height		mm	1,800								2,514																	
		Width		mm	1,195								2,282																	
		Length		mm	2,825	3,425		4,025	5,550	4,625	6,150		4,125	5,025		5,925		6,825				4,125	5,025		5,925		6,825			
Weight (XS)	Unit			kg	1,080	1,140	1,220	1,400	2,000	1,600	2,300	2,350	2,830	3,080	3,650	3,750	4,206	4,296	4,760	4,860		2,830	3,080	3,650	3,750	4,206	4,296	4,760	4,860	
	Operation weight			kg	1,091	1,151	1,231	1,416	2,035	1,616	2,335	2,385	2,865	3,115	3,685	3,812	4,268	4,366	4,830	4,930		2,865	3,115	3,685.37	3,811.88	4,267.88	4,366.2	4,830.2	4,930.2	
Weight (XL)	Unit			kg	1,110	1,170	1,250	1,430	2,030	1,610	2,330	2,380	3,140	3,240	3,810	3,910	4,366	4,456	4,920	5,020		3,140	3,240	3,650	3,750	4,206	4,296	4,760	4,860	
	Operation weight			kg	1,121	1,181	1,261	1,446	2,065	1,626	2,365	2,415	3,175	3,275	3,845	3,972	4,428	4,526	4,990	5,090		3,175	3,275	3,685.37	3,811.88	4,267.88	4,366.2	4,830.2	4,930.2	
Water heat exchanger	Type				Plate heat exchanger																									
	Water volume			l	11			16	35	16	35					62		70				35			62		70			
	Water flow rate	Cooling	Nom.	l/s	3.8	5	6	7.9	9.8		10.9	11.9	13.7	15.7	17.7	19.4	22.3	24.7	26.7	28.5	29.1	13.7	15.7	17.7	19.4	22.3	24.7	26.7	28.5	29.1
	Water pressure drop	Cooling	Nom.	kPa	9.49	15.2	21.5	20.1	12	29.6	14.6	17.1	22	27.9	34.7	23.6	30.4	33.6	38.6	43.2	45	22	27.9	34.7	23.6	30.4	33.6	38.6	43.2	45
Air heat exchanger	Type				High efficiency fin and tube type																									
Compressor	Type				Scroll compressor																									
	Quantity				2				4	2	4					5	6					4			5	6				
Fan	Type				Direct propeller																									
	Quantity				6	8		10	14	12	16		7	8	10		12		14			7	8	10		12		14		
	Air flow rate	Nom.		l/s	9,039	12,644	12,052	15,065	21,090	18,078	24,104		29,593	33,820	43,351	42,276	52,021	50,730	60,692	59,186	78,410	29,593	33,820	43,351	42,276	52,021	50,730	60,692	59,186	78,410
	Speed			rpm	1,200								700								900	700								900
Sound power level (XS)	Cooling	Nom.		dBA	81	86	88	90	89	91	90	91	92	93	94.2	94.8	95.3	95.6	96.1	96.5	98.4	92.4	93.4	94.2	94.8	95.3	95.6	96.1	96.5	98.4
Sound power level (XL)	Cooling	Nom.		dBA	79.5	82.6	84.1	86.2	85.4	87.5	86.4	87.1	86	87	88	88.2	88.9	89	89.6	89.7	95.3	86.4	87.1	88	88.2	88.9	89	89.6	89.7	95.3
Sound pressure level (XS)	Cooling	Nom.		dBA	63	67	69	71	69	73	70	71	72	73	73.8	74.4	74.5	74.8	75	75.4	77.3	72.4	73.4	73.8	74.4	74.5	74.8	75	75.4	77.3
Sound pressure level (XL)	Cooling	Nom.		dBA	61	64	65	67	66	68	66	67	66	67	67.6	67.8	68.1	68.2	68.5	68.6	74.2	66.4	67.1	67.6	67.8	68.1	68.2	68.5	68.6	74.2
Refrigerant	Type				R-32																									
	Charge			kg	17	29.4	29.8	34.5	50	44	50	55	70		85	100	114.5	129	143.5	158		70		85	100	114.5	129	143.5	158	
	Circuits	Quantity			1				2	1	2																			
Piping connections	Evaporator water inlet/outlet (OD)				88.9											114.3						88.9			114.3					
Unit	Starting current	Max		A	213.0	329.0	343.0	465.0	412.0	497.0	429.0	443.0	562.0	594.0	629.0	659.0	710.0	755.0	790.0	820.0	841.0	572	606	644	674	728	773	811	841	
	Running current	Cooling	Nom.	A	53.0	65.0	75.0	99.0	122.0	123.0	132.0	143.0	170.0	192.0	215.0	236.0	276.0	313.0	338.0	358.0	361.0	170	193	216	237	277	313	339	359	362
Unit	Running current	Max		A	70.0	87.0	101.0	133.0	170.0	165.0	186.0	201.0	229.0	262.0	297.0	327.0	377.0	423.0	458.0	488.0	509.0	240	274	312	342	395	441	479	509	
Power supply	Phase/Frequency/Voltage			Hz/V	3~/50/400																									

Air cooled multi-scroll heat pump, high efficiency, reduced sound

- First R-32 air cooled heat pump with Scroll compressors in the market
- Choosing for an R-32 product, reduces the environmental impact with 68% compared to R-410A and leads directly to lower energy consumption thanks to its high energy efficiency
- One or two truly independent refrigerant circuits for outstanding reliability
- MicroTech 4 controller: sophisticated adaptive software logic for stable operating conditions
- Low operating cost and extended operating life thanks to the careful design aimed to optimize the energy efficiency of the chillers and to improve installation profitability, effectiveness and economical management
- Fan speed modulation to ensure precise airflow control and optimized condensing temperature
- Possible to set up detailed time bands to reduce fan rotation speed and therefore sound emission
- Thanks to the Dynamic Condensing Pressure Management, the chiller controller adjusts the condensing pressure set-point to minimize the overall chiller power input

EWYT-B

More details and final information can be found by scanning or clicking the QR codes.

EWYT-B-XR

Heating & Cooling				EWYT-B-XR	085 -XRA2	115 -XRA2	135 -XRA2	175 -XRA2	215 -XRA2	215 -XRA1	235 -XRA1	265 -XRA1	310 -XRA1	350 -XRA1	400 -XRA1	440 -XRA1	500 -XRA1	560 -XRA1	600 -XRA1	630 -XRA1	650 -XRA1
SEER					4.21	4.37	4.21	4.41	4.16	4.42	4.43	4.13	4.74	4.8	4.82	4.63	4.92	4.89	4.83	4.79	4.72
Space heating	Average climate water outlet 35°C	General	SCOP		3.66	3.71	3.65	3.83	3.74	3.70	3.82	3.81	4.06	4.01	3.95	4.03	3.99	4.04	4.00	3.98	3.88
			Seasonal space heating eff. class		A+		-														
Cooling capacity	Nom.			kW	79	103	124	164	203	204	227	247	282	321	364	398	458	507	548	583	600
Heating capacity	Nom.			kW	84.9	110.32	132.02	174.14	216.57	213.48	237.57	256.58	301.04	344.8	395.81	438.23	494.13	549.6	588.57	620.71	637.4
Power input	Cooling	Nom.		kW	26.6	35.4	42.6	57.4	72.9	68.8	75.7	84.4	95.2	109	124	136	160	180	196	208	203
	Heating	Nom.		kW	25.87	32.94	38.82	51.3	64.51	62.13	68.99	75.49	86.32	99.1	114.46	124.61	143.5	161.2	175.33	186.93	193.22
Capacity control	Method				Step																
	Minimum capacity			%	50	38	50	38	50	19	17	25	22	19	17	25	22	19	18	17	
EER					2.98	2.9	2.92	2.86	2.79	2.97	3	2.93	2.96	2.95	2.93	2.91	2.85	2.81	2.8		2.94
COP					3.282	3.349	3.401	3.394	3.357	3.436	3.443	3.399	3.487	3.479	3.458	3.517	3.443	3.409	3.357	3.321	3.299
IPLV					4.73		4.67	4.65	4.67	4.86	4.82	4.62	4.92	5.12	5.26	5.12	5.34	5.32	5.22	5.23	5.19
Dimensions	Unit	Height		mm	1,800								2,514								
		Width		mm	1,195								2,282								
		Length		mm	2,825	3,425		4,025	4,625	5,550	6,150		4,125		5,025		5,925		6,825		
Weight	Unit			kg	1,110	1,170	1,250	1,430	1,610	2,030	2,330	2,380	3,140	3,240	3,810	3,910	4,366	4,456	4,920	5,020	
	Operation weight			kg	1,121	1,181	1,261	1,446	1,626	2,065	2,365	2,415	3,175	3,275	3,845	3,972	4,428	4,526	4,990	5,090	
Water heat exchanger	Type				Plate heat exchanger																
	Water volume			l	11			16		35						62		70			
	Water flow rate	Cooling	Nom.	l/s	3.8	4.9	5.9	7.8	9.7		10.8	11.8	13.4	15.3	17.3	19	21.8	24.2	26.2	27.8	28.6
	Water pressure drop	Cooling	Nom.	kPa	9.33	14.9	21.1	19.6	28.9	11.8	14.3	16.8	21.2	26.8	33.5	22.7	29.2	32.2	37.1	41.4	43.7
Air heat exchanger	Type				High efficiency fin and tube type																
Compressor	Type				Scroll compressor																
	Quantity				2					4							5	6			
Fan	Type				Direct propeller																
	Quantity				6	8		10	12	14	16		7	8	10		12	14			
	Air flow rate	Nom.		l/s	8,298	11,630	11,064	13,830	16,596	19,362	22,128		25,074	28,656	36,808	35,820	44,169	42,984	51,531	50,148	66,104
	Speed			rpm	1,108								600								780
Sound power level	Cooling	Nom.		dBA	77	81	83	85	87	84	85	86	84		85.2	85.5	86.2	86.3	86.9	87.1	91.6
Sound pressure level	Cooling	Nom.		dBA	59	63	65	67	68	65		66	64		64.8	65.1	65.4	65.5	65.8	66	70.5
Refrigerant	Type				R-32																
	Charge			kg	17	29.4	29.8	34.5	44	50		55	70		85	100	114.5	129	143.5	158	
	Circuits	Quantity			1					2											
Piping connections	Evaporator water inlet/outlet (OD)				88.9										114.3						
Unit	Starting current	Max		A	213.0	329.0	343.0	465.0	497.0	412.0	429.0	443.0	572.0	606.0	644.0	674.0	728.0	773.0	811.0	841.0	
	Running current	Cooling	Nom.	A	53.0	65.0	75.0	100.0	124.0	123.0	133.0	145.0	169.0	192.0	214.0	237.0	276.0	315.0	339.0	360.0	353.0
Unit	Running current	Max		A	70.0	87.0	101.0	133.0	165.0	170.0	186.0	201.0	240.0	274.0	312.0	342.0	395.0	441.0	479.0	509.0	
Power supply	Phase/Frequency/Voltage			Hz/V	3~/50/400																

Air cooled mini inverter heat pump

- Top product in terms of energy efficiency and operation range
- All capacities available in 2 versions: standard version and version with OP10 option (no freeze up of water when not in operation thanks to the water piping heater tape)
- Easy ‚plug and play' installation
- Amongst the most quiet units in the market (63dBA - sound power)
- Single phase power supply and low starting currents make the unit ideal for residential applications
- Weight reduced with 20% compared with the previous models.
- Built-in Hydraulic kit: no buffer tank required, standard inverter driven pump, main flow sensor and switch included.
- Standard wired remote control enables setting of different set points (cooling, heating, water leaving temperature) or based on outdoor conditions (weather dependent control). It has an alarm history, night time noise reduction function and is language based.

More details and final information can be found by scanning or clicking the QR codes.

EWYQ-BVP

Heating & Cooling					EWYQ-BVP	004	005	006	008
Cooling capacity	Nom.				kW	4.00/4.01	4.93/5.07	5.88/6.07	7.95/8.23
Heating capacity	Nom.				kW	4.11/3.96	4.99/4.99	6.14/6.12	8.08/8.44
	Max.				kW	5.1	6.0	-	
Power input	Cooling	Nom.			kW	1.27/0.840	1.61/1.12	1.87/1.13	2.57/1.65
	Heating	Nom.			kW	1.19/0.860	1.46/1.09	1.75/1.28	2.31/1.84
Capacity control	Method					Variable(inverter)			
EER						3.14/4.80	3.06/4.51	3.15/5.35	3.10/4.99
COP						3.44/4.61	3.41/4.58	3.51/4.77	3.49/4.59
Space heating	Average climate water outlet 35°C	General	ηs (Seasonal space heating efficiency)		%	155	159	158	165
			SCOP			3.90	4.03		4.21
			Seasonal space heating eff. class			A++			
Dimensions	Unit	HeightxWidthxDepth			mm	735x1,090x350		997x1,160x380	
Weight	Unit				kg	83		106	
Water heat exchanger	Type					Brazed plate			
	Water flow rate	Cooling	Nom.		l/min	11.5/11.5	14.1/14.5	16.9/17.4	22.8/23.6
		Heating	Nom.		l/min	11.8/11.4	14.3/14.3	17.6/17.5	23.2/24.2
	Water volume				l	1		2	
Air heat exchanger	Type					Cross fin coil/Hi-X tubes and chromate coated waffle louvre fins		Cross fin coil/Hi-X tubes and PE coated waffle louvre fins	
Compressor	Type					Hermetically sealed swing compressor			
	Quantity					1			
Fan	Type					Propeller fan			
	Quantity					1			
	Air flow rate	Cooling	Nom.		m^3/min	53		72	
		Heating	Nom.		m^3/min	47.0		46.6	49.3
Sound power level	Cooling	Nom.			dBA	63	64	69	
	Heating	Nom.			dBA	65			
Sound pressure level	Cooling	Nom.			dBA	48	49	52	53
	Heating	Nom.			dBA	49		47	
Operation range	Air side	Cooling	Min.~Max.		°CDB	10~43		10~46	
		Heating	Min.~Max.		°CDB	-20~25		-15~25	
	Water side	Cooling	Min.~Max.		°CDB	5~22			
		Heating	Min.~Max.		°CDB	15 ~55			
Refrigerant	Type/GWP					R-410A/2,088		R-410A/2,087.5	
	Control					Electronic expansion valve			
	Circuits	Quantity				1			
Refrigerant charge	Per circuit				kg	2.10		2.70	
	Per circuit				TCO2Eq	4.4		5.6	
Water circuit	Piping connections diameter				inch	1" MBSP			
Unit	Starting current		Max		A	15.7		19.9	
	Running current		Max		A	15.7		19.9	
Power supply	Phase/Frequency/Voltage				Hz/V	1N~/50/230			

Air cooled scroll inverter heat pump, split version

- Hydronic module for indoor installation eliminating the need for glycol
- Ideal for colder climates as the lack of glycol will allow for high efficiencies
- Compact dimensions and limited pipework allow for installation in very restricted spaces
- Easy transportation as separate units will fit in an elevator

Heating & Cooling					SEHVX20BAW/ SERHQ020BAW1	SEHVX32BAW/ SERHQ032BAW1	SEHVX40BAW/ SERHQ020BAW1+SERHQ020BAW1	SEHVX64BAW/ SERHQ032BAW1+SERHQ032BAW1
Cooling capacity	Nom.			kW	21.2 (1)	31.8 (1)	42.3 (1)	63.3 (1)
Heating capacity	Nom.			kW	20.8 (2)	31.2 (2)	41.7 (2)	62.7 (2)
Power input	Cooling	Nom.		kW	7.47 (1)	12.7 (1)	15.1 (1)	25.5 (1)
	Heating	Nom.		kW	6.76 (2)	10.6 (2)	13.7 (2)	21.4 (2)
EER					2.84	2.5	2.8	2.48
COP					3.07	2.93	3.03	2.93
Space heating	Average climate water outlet 35°C	General	SCOP		3.93	3.53	3.80	3.53
			ηs (Seasonal space heating efficiency)	%	154	138	149	138
			Seasonal space heating eff. class		A++	A+		

Unit for indoor installation					SEHVX20BAW	SEHVX32BAW	SEHVX40BAW	SEHVX64BAW
Dimensions	Unit	Height		mm	1,573			
		Width		mm	766			
		Length		mm	396			
Weight	Unit			kg	97.0	105	137	153
	Packed unit			kg	109	117	149	165
Water side Heat exchanger	Type				Brazed plate			
	Water volume			l	3	5	6	9
	Water flow rate	Cooling	Nom.	l/min	60 (3)	90 (3)	120 (3)	181 (3)
		Heating	Nom.	l/min	60 (2)	90 (2)	120 (2)	181 (2)
Sound power level	Nom.			dBA	63.0		66.0	
Operation range	Cooling	Ambient	Min.~Max.	°CDB	-5~43			
		Water side	Min.~Max.	°CDB	5 (4)~20			
	Heating	Ambient	Min.~Max.	°CDB	-15~35			
		Water side	Min.~Max.	°CDB	25~50			
Refrigerant	Type / GWP				R-410A / 2,087.5			
	Circuits	Quantity			1		2	
	Control				Electronic expansion valve			
Water circuit	Piping connections diameter			inch	1-1/4" (female)		2" (female)	
	Piping			inch	1-1/4"		1-1/2"	
	Water pressure drop	Cooling	Nom.	kPa	17 (7)	24 (7)	19 (7)	29 (7)
	Total water volume			l	4.2 (8)	5.8 (8)	7.9 (8)	11.0 (8)
Power supply	Phase/Frequency/Voltage			Hz/V	3N~/50/400			

Outdoor Unit					SERHQ020BAW1	SERHQ032BAW1
Dimensions	Unit	Height		mm	1,680	
		Width		mm	765	
		Length		mm	930	1,240
Weight	Unit			kg	240	316
	Packed unit			kg	273	356
Compressor	Quantity				2	3
	Type				Hermetically sealed scroll compressor	
Fan	Type				Axial	
	Quantity				1	2
	Air flow rate	Cooling	Nom.	m^3/min	185	233
		Heating	Nom.	m^3/min	185	233

(1) Cooling: entering evaporator water temp. 12°C; leaving evaporator water temp. 7°C; ambient air temp. 35°C (2) Condition: Ta DB/WB 7°C/6°C - LWC 45°C (Dt=5°C) (3) Condition: Ta 35°C - LWE 7°C (DT = 5°C) (4) Water can be used above 5°C. Between 0°C and 5°C a 30% glycol solution (propylene or ethylene) has to be used. Between 0°C and -10°C a 40% glycol solution (propylene or ethylene) has to be used (see installation manual and information related to OPZL option) (5) Excluding water volume in the unit. In most applications this minimum water volume will have a satisfying result. In critical processes or in rooms with a high heat load though, extra water volume might be required. Refer to operation range for more info. (6) Excluding the water volume in the unit. This volume will guarantee suficient defrost energy for all applications, however, this volume can be multiplied by 0,66 if the heating sepoint is ≥ 45° C (eg. Fan coils) (7) This is PD between inlet & outlet connections of unit. It includes the water side heat exchanger pressure drop. (8) Including piping + PHE; excluding expansion vessel


DAIKIN
CORRENTE ELETTRICA

INVERTER

Air cooled screw inverter heat pump, standard efficiency, standard sound

- Ideal solution for commercial comfort cooling and/or heating applications
- Optimum ESEER values
- 2-3 truly independent refrigerant circuits
- Low starting current
- DX shell and tube evaporator – one pass refrigerant side to minimize pressure drops
- Standard electronic expansion valve
- Optimised defrost cycles
- Partial and total heat recovery option available
- Power factor up to 0.95
- PID microprocessor control



EWYD-BZSS

More details and final information can be found by scanning or clicking the QR codes.

EWYD-BZSS

Heating & Cooling				EWYD-BZSS	250	270	290	320	340	370	380	410	440	460	510	530	570
SEER					-										4.57		4.55
Space heating	Average climate water outlet 35°C	General	SCOP		3.21		3.20		3.21				3.20		-		
Cooling capacity	Nom.			kW	253	272	291	323	337	363	380	411	433	455	515	533	569
Heating capacity	Nom.			kW	271	298	325	334	350	380	412	445	465	477	532.86	560.55	618.33
Power input	Cooling	Nom.		kW	91.3	101	110	117	125	135	144	154	165	163	183	189	217
	Heating	Nom.		kW	91.4	100	108	118	126	133	143	157	167	165	177.37	184.84	208.14
Capacity control	Method				Stepless												
	Minimum capacity			%	13.0									9.0	9		
EER					2.77	2.70	2.65	2.75	2.69	2.68	2.63	2.66	2.62	2.79	2.81		2.62
ESEER					3.93	3.92	3.89	3.95	3.89	3.90	3.82	3.91	3.89	4.18	-		
COP					2.96	2.97	3.00	2.82	2.78	2.85	2.88	2.83	2.79	2.88	3.004	3.033	2.971
IPLV					4.58	4.62		4.75	4.64	4.71	4.67	4.73	4.69	4.85	4.89	4.85	4.77
Dimensions	Unit	Height		mm	2,335									2,280	2,280		
		Width		mm	2,254										2,254		
		Length		mm	3,547			4,428				5,329		6,659	6,659		
Weight	Unit			kg	3,410	3,455	3,500	3,870		3,940	4,010	4,390		5,015	5,495	5,735	
	Operation weight			kg	3,550	3,595	3,640	4,010		4,068	4,138	4,518		5,255	5,724	5,964	5,953
Water heat exchanger	Type				Single pass shell & tube										Shell and tube		
	Water volume			l	138			133		128				240	229		218
	Water flow rate	Cooling	Nom.	l/s	12.1	13.0	13.9	15.5	16.2	17.4	18.2	19.7	20.8	21.8	24.7	25.5	27.3
		Heating	Nom.	l/s	13.1	14.4	15.7	16.1	16.9	18.3	19.8	21.4	22.4	23.0	-		
	Water pressure drop	Cooling	Nom.	kPa	40	46	44	50	55	60	65	74	80	47	68.4	46.5	52.4
		Heating	Nom.	kPa	30	35	52	37	40	45	51	59	64	42	-		
Air heat exchanger	Type				High efficiency fin and tube type with integral subcooler										High efficiency fin and tube type		
Compressor	Type				Single screw compressor												
	Quantity				2									3	3		
Fan	Type				Direct propeller												
	Quantity				6			8				10		12	12		
	Air flow rate	Nom.		l/s	31,729	31,422	31,115	42,306		42,337	41,487	52,882		63,458	62,640	61,652	48,191
	Speed			rpm	900										900		
Sound power level	Cooling	Nom.		dBA	101							102		104	103.6		
Sound pressure level	Cooling	Nom.		dBA	82							83		84	83.7		
Operation range	Air side	Cooling	Min.~Max.	°CDB	-10~45										-~-		
		Heating	Min.~Max.	°CDB	-10~20										-~-		
	Water side	Cooling	Min.~Max.	°CDB	-8~15										-~-		
		Heating	Min.~Max.	°CDB	35~55										-~-		
Refrigerant	Type/GWP				R-134a/1,430										R-134a/-		
	Charge			kg	-										141		147
	Circuits	Quantity			2									3	3		
Refrigerant charge	Per circuit			kg	43.0	44.0	43.0	46.0	46.5		47.0	50.0		47.0	-		
	Per circuit			TCO2Eq	61.5	62.9	61.5	65.8	66.5		67.2	71.5		67.2	-		
Piping connections	Evaporator water inlet/outlet (OD)				139.7mm									219.1mm			
Unit	Starting current	Max		A	150			181	204			224	238	245	327	355	344
	Running current	Cooling	Nom.	A	137	150	164	176	188	202	214	229	244	246	298	310	349
		Max		A	211		212	254	288			316	336	329	433	474	458
Power supply	Phase/Frequency/Voltage			Hz/V	3~/50/400										3~/50 /400		

INVERTER

Air cooled screw inverter heat pump, standard efficiency, low sound

- Ideal solution for commercial comfort cooling and/or heating applications
- Optimum ESEER values
- 2-3 truly independent refrigerant circuits
- Low starting current
- DX shell and tube evaporator – one pass refrigerant side to minimize pressure drops
- Standard electronic expansion valve
- Optimised defrost cycles
- Partial and total heat recovery option available
- Power factor up to 0.95
- PID microprocessor control



EWYD-BZSL

More details and final information can be found by scanning or clicking the QR codes.

EWYD-BZSL

Heating & Cooling				EWYD-BZSL	250	270	290	320	330	360	370	400	430	450	510	530	570
SEER					-										4.56	4.6	4.55
Space heating	Average climate water outlet 35°C	General	SCOP		3.21		3.20		3.21				3.20		-		
Cooling capacity	Nom.			kW	247	265	290	315	330	353	370	401	423	446	503	519	569
Heating capacity	Nom.			kW	271	298	325	334	350	380	412	445	465	477	532.86	560.55	618.33
Power input	Cooling	Nom.		kW	89.5	99.5	110	115	123	134	144	151	163	158	178	185	217
	Heating	Nom.		kW	91.4	100	108	118	126	133	143	157	167	165	177.37	184.84	208.14
Capacity control	Method				Stepless												
	Minimum capacity			%	13.0									9.0	9		
EER					2.76	2.66	2.62	2.75	2.68	2.64	2.57	2.66	2.59	2.83	2.82	2.8	2.62
ESEER					4.06	4.04	4.03	4.17	4.09	4.04	4.01	4.06	4.02	4.18	-		
COP					2.96	2.97	3.00	2.82	2.78	2.85	2.88	2.83	2.79	2.88	3.004	3.033	2.971
IPLV					4.90	4.96	4.91	5.17	5.08	5.12	5.06	5.22	5.13	5.07	5.03	4.99	4.89
Dimensions	Unit	Height		mm	2,335									2,280	2,280		
		Width		mm	2,254										2,254		
		Length		mm	3,547			4,428				5,329		6,659	6,659		
Weight	Unit			kg	3,750	3,795	3,840	4,210		4,280	4,350	4,730		5,525	6,005	6,245	
	Operation weight			kg	3,888	3,933	3,978	4,343		4,408	4,478	4,858		5,765	6,234	6,474	6,463
Water heat exchanger	Type				Single pass shell & tube										Shell and tube		
	Water volume			l	138			133		128				240	229		218
	Water flow rate	Cooling	Nom.	l/s	11.8	12.7	13.9	15.1	15.8	16.9	17.7	19.2	20.3	21.4	24.1	24.9	27.3
		Heating	Nom.	l/s	13.1	14.4	15.7	16.1	16.9	18.3	19.8	21.4	22.4	23.0	-		
	Water pressure drop	Cooling	Nom.	kPa	38	44	42	48	53	57	62	71	77	45	65.5	44.4	52.4
		Heating	Nom.	kPa	30	35	52	37	40	45	51	59	64	42	-		
Air heat exchanger	Type				High efficiency fin and tube type with integral subcooler										High efficiency fin and tube type		
Compressor	Type				Single screw compressor												
	Quantity				2									3	3		
Fan	Type				Direct propeller												
	Quantity				6			8				10		12	12		
	Air flow rate	Nom.		l/s	-										48,415	47,732	48,191
		Cooling	Nom.	l/s	24,432	24,264	24,095	32,576		32,628	32,127	40,720		48,863	-		
	Speed			rpm	700										900		
Sound power level	Cooling	Nom.		dBA	94			95						97	97		
Sound pressure level	Cooling	Nom.		dBA	76									77	77.2		
Operation range	Air side	Cooling	Min.~Max.	°CDB	-10~45										-~-		
		Heating	Min.~Max.	°CDB	-10~20										-~-		
	Water side	Cooling	Min.~Max.	°CDB	-8~15										-~-		
Operation range	Water side	Heating	Min.~Max.	°CDB	35~55										-~-		
Refrigerant	Type/GWP				R-134a/1,430										R-134a/-		
	Charge			kg	-										141		147
	Circuits	Quantity			2									3	3		
Refrigerant charge	Per circuit			kg	43.0	44.0	43.0	46.0	46.5		47.0	50.0		47.0	-		
	Per circuit			TCO2Eq	61.5	62.9	61.5	65.8	66.5		67.2	71.5		67.2	-		
Piping connections	Evaporator water inlet/outlet (OD)				139.7mm									219.1mm			
Unit	Starting current	Max		A	145	146		176	199			217	231	234	316	344	
	Running current	Cooling	Nom.	A	134	148	163	171	184	199	212	224	240	238	291	305	349
		Max		A	202	203		243	277			302	322	313	416	458	
Power supply	Phase/Frequency/Voltage			Hz/V	3~/50/400										3~/50 /400		

EWYD-4Z
Air to water Multipurpose unit

4-pipe system solution with full inverter technology
For independent and simultaneous cooling and heating all year round

1

Top class efficiency

Total Energy Ratio up to 8.8

Full inverter technology: the best choice for every application

Daikin single screw compressor with integrated inverter and Variable Volume Ratio Technology

The inverter integrated in the compressor is refrigerant cooled:

- Safe and robust cooling system, totally independent from outdoor ambient conditions and air quality.
- Suitable even for aggressive installation such as industrial or desert application.

The volume ratio will change by moving the sliding valves. **VVR** changes the point at which the gas leaves the compressor, and therefore changes the pressures at discharge which will be optimal at any condition.

2

Easy part load calculation via the tool CSS WEB

Upon defining the design condition in the unit selection page it is possible to calculate the unit performances in every in-between condition with a different load

3

Best solution for simultaneous cooling and heating

Big multipurpose buildings, hotels, hospital are just a few examples of application for multipurpose units

Check on YouTube
www.youtube.com/DaikinEurope

› Daikin EWYD-4Z Multipurpose Unit



› Daikin EWYD-4Z Multipurpose Unit – Behind the scenes



Air to Water Multipurpose unit

- Best solution for independent and simultaneous cooling and heating all year round
- Daikin single screw compressor with integrated inverter and Variable Volume Ratio Technology
- High Efficiency Inverter fans with optimized geometry ensures the best ratio between airflow and power input.
- Wide operating envelope for cooling and heating with extra capacity in Boosted operation and Rapid Restart functionality

EWYD-4ZXSB2

MicroTech 4

More details and final information can be found by scanning or clicking the QR codes.

EWYD-4ZXSB2

Multipurpose		EWYD-4ZXSB2	400	450	500	550	600	650	700	800
Air to water – cooling only (1)	Nominal Rated Capacity – Net	kW	402.4	438.4	502.8	523.4	602.4	653.7	702.9	785.7
	EER – Net		3.17	3.15	3.25	3.08	3.25	3.19	3.37	3.29
Air to water – heating only (2)	Nom. Rated Capacity – Net	kW	402.7	439.7	503.5	545.2	600.9	654.7	702.4	803.0
	COP – Net		3.33	3.41	3.45	3.44	3.45	3.38	3.55	3.54
Water to water – Cooling + heating (3)	Nom. Rated Capacity COOLNG – Net	kW	313.2	351.6	393.9	430.4	479.4	516	553.3	634.4
	Nom. Rated Capacity HEATING – Net	kW	402.4	449.3	503.4	549.4	608.8	658.3	707.1	808.9
	TER – Net		8.03	8.19	8.2	8.24	8.4	8.25	8.2	8.27
Dimensions	Height	mm	2,465							
	Width	mm	2,285							
	Length	mm	5,825		6,725		7,625	8,525		
Weight	Unit Weight	kg	6,075	6,095	6,870	6,870	7,850	8,435	9,405	9,430
	Operating Weight	kg	6,540	6,560	7,560	7,560	8,935	9,540	10,785	10,820
	Cold/Hot side water connections	mm	219.1							
Sound level	Sound Power – Cooling (4)	dB(A)	99	98	99		100		102	
	Sound Pressure – Cooling at 1 m (5)	dB(A)	78	77		78		79	80	
Water heat exchangers – Cold Side	Water Volume	l	126	126	214	214	369	361	468	468
	Water flow rate (1)	l/s	19.3	21.0	24.1	25.1	28.8	31.3	33.6	37.6
	Water pressure drop (1)	kPa	42.0	50.8	40.1	47.8	48.0	34.2	40.7	37.1
Water heat exchangers – Hot Side	Water Volume	l	126	126	214	214	369	361	468	468
	Water flow rate (2)	l/s	9.1	9.1	13.4	13.4	14.6	19.5	20.8	26.1
	Water pressure drop (2)	kPa	19.4	21.146	24.3	26.334	29	31.6	33.9	38.7
Fan	Quantity	n	10		12		14	16		
	Nominal air flow (1)	l/s	56,550		67,860		79,170	90,480		
Compressor	Type		Single screw							
	Oil charge	l	28						38	
	Quantity	n.	2							
Refrigerant circuit	Refrigerant type		R134a							
	Refrigerant charge	kg	198	207	200	219	247	260	328	354
	Circuits	n.	2							
Power Supply	Phase/Frequency/Voltage	Hz/V	3~/50/400							

Fluid: Water; Fouling factor = 0

(1) Operation in Air to water "Cooling only" mode rated at 35°C ambient temperature, 50% R.H.; Entering water temperature 12°C, Outlet water temperature 7°C.
(2) Operation in Air to water "Heating only" mode rated at 7°C ambient temperature, 85% R.H; Entering water temperature 40°C, Outlet water temperature 45°C.
(3) Operation in Water to water "Cooling + Heating" mode rated with water flowing on cold and hot heat exchangers determined respectively at conditions (1) and (2) - Chilled water outlet temperature 7°C, Hot water outlet temperature 45°C.
(4) Sound power level are referred to condition (1) for Cooling and (2) for Heating. The data are measured in accordance with ISO 9614 and Eurovent 8/1 for Eurovent certified units. The certification refers only to the overall sound power level.
(5) Sound pressure is calculated from the sound power level and it is for information only and not considered binding.
All the above data are referred to standard units without options and are subject to change without notice.

Air to Water Multipurpose unit

- Best solution for independent and simultaneous cooling and heating all year round
- Daikin single screw compressor with integrated inverter and Variable Volume Ratio Technology
- High Efficiency Inverter fans with optimized geometry ensures the best ratio between airflow and power input.
- Wide operating envelope for cooling and heating with extra capacity in Boosted operation and Rapid Restart functionality

EWYD-4ZXL/XRB2

MicroTech 4

More details and final information can be found by scanning or clicking the QR codes.

EWYD-4ZXRB2

Multipurpose		EWYD-4ZXRB2		400	450	500	550	600	650	700	800
Air to water – cooling only (1)		Nominal Rated Capacity – Net	kW	357.9	400.4	451.9	496.2	548.0	596.5	619.1	690.0
		EER – Net		3.05	3.06	3.12	3.06	3.11	3.07	3.19	3.08
Air to water – heating only (2)		Nom. Rated Capacity – Net	kW	358.3	398.7	452.2	493.4	550.7	601	620.9	690.8
		COP – Net		3.48	3.65	3.65	3.63	3.59	3.55	3.67	3.71
Water to water – Cooling + heating (3)		Nom. Rated Capacity COOLNG – Net	kW	281.5	312.7	351.1	383.1	435.2	473.1	489.3	543.8
		Nom. Rated Capacity HEATING – Net	kW	361.4	399.5	448.1	487.9	550.5	602.1	625.3	693.3
		TER – Net		8.04	8.20	8.24	8.31	8.55	8.33	8.19	8.27
Dimensions		Height	mm	2,465							
		Width	mm	2,285							
		Length	mm	5,825		6,725		7,625	8,525		
Weight		Unit Weight	kg	6,240	6,260	7,035	7,035	8,015	8,600	9,690	9,715
		Operating Weight	kg	6,705	6,725	7,725	7,725	9,100	9,705	11,075	11,110
		Cold/Hot side water connections	mm	219.1							
Sound level		Sound Power – Cooling (4)	dB(A)	87	86	87		88		90	
		Sound Pressure – Cooling at 1 m (5)	dB(A)	66						68	69
Water heat exchangers	Cold Side	Water Volume	l	126		214		369	361	468	
		Water flow rate (1)	l/s	17.1	19.2	21.6	23.7	26.2	28.5	29.6	33.0
		Water pressure drop (1)	kPa	31.8	37.1	31.7	38.7	39	27	33.7	28.1
	Hot Side	Water Volume	l	126	126	214	214	369	361	468	468
		Water flow rate (2)	l/s	17.3	19.2	21.8	23.8	26.6	29.0	30.0	33.3
		Water pressure drop (2)	kPa	31.8	38.5	27.7	33.6	32	23.8	28.5	24.4
Fan		Quantity	n	10		12		14	16		
		Nominal air flow (1)	l/s	36,110		43,332		50,554	57,776		
Compressor		Type		Single screw							
		Oil charge	l	28						38	
		Quantity	n.	2							
Refrigerant circuit		Refrigerant type		R134a							
		Refrigerant charge	kg	206	207	224	226	248	260	320	348
		Circuits	n.	2							
Power Supply		Phase/Frequency/Voltage	Hz/V	3~/50/400							

Fluid: Water; Fouling factor = 0

(1) Operation in Air to water "Cooling only" mode rated at 35°C ambient temperature, 50% R.H.; Entering water temperature 12°C, Outlet water temperature 7°C.
(2) Operation in Air to water "Heating only" mode rated at 7°C ambient temperature, 85% R.H; Entering water temperature 40°C, Outlet water temperature 45°C.
(3) Operation in Water to water "Cooling + Heating" mode rated with water flowing on cold and hot heat exchangers determined respectively at conditions (1) and (2) - Chilled water outlet temperature 7°C, Hot water outlet temperature 45°C.
(4) Sound power level are referred to condition (1) for Cooling and (2) for Heating. The data are measured in accordance with ISO 9614 and Eurovent 8/1 for Eurovent certified units. The certification refers only to the overall sound power level.
(5) Sound pressure is calculated from the sound power level and it is for information only and not considered binding.
All the above data are referred to standard units without options and are subject to change without notice.

Air cooled screw condensing unit, standard efficiency, standard sound

› One refrigerant circuit with single screw compressor
› Compact design
› Large operation range (ambient temperature down to -18°C)
› Extensive option list (heat recovery option available)

More details and final information can be found by scanning or clicking the QR codes.

ERAD-E-SS

Cooling only				ERAD-E-SS	120	140	170	200	220	250	310	370	440	490
Cooling capacity	Nom.			kW	121	144	165	196	219	251	309	370	435	488
Power input	Cooling	Nom.		kW	42.1	51.2	57.7	65.6	74.2	77.0	93.8	123	148	161
Capacity control	Method				Stepless									
	Minimum capacity			%	25.0									
EER					2.88	2.82	2.86	2.99	2.95	3.27	3.30	3.02	2.95	3.02
Dimensions	Unit	Height		mm	2,273						2,223			
		Width		mm	1,292						2,236			
		Length		mm	2,165		3,065		3,965		3,070			
Weight	Unit			kg	1,584		1,741		1,936		2,679			
	Operation weight			kg	1,617		1,781		1,981		2,756			
Air heat exchanger	Type				High efficiency fin and tube type with integral subcooler									
Compressor	Type				Single screw compressor									
	Quantity				1									
Fan	Type				Direct propeller									
	Air flow rate	Nom.		l/s	10,924	10,576	16,386	15,865	21,848	21,153	32,772		31,729	
	Quantity				2		3		4		6			
	Speed	Cooling	Nom.	rpm	900									
Sound power level	Cooling	Nom.		dBA	92.0				93.0	94.0		95.0		
Sound pressure level	Cooling	Nom.		dBA	74.0					75.0				76.0
Operation range	Saturated suction temp.			°C	-9~12									
	Condenser inlet temp.			°C	-18~48									
Refrigerant	Type / GWP				R-134a / 1,430									
	Circuits	Quantity			1									
Piping connections	Evaporator water inlet/outlet (OD)				76mm							139.7mm		
Unit	Maximum starting current			A	151		195		288		330	410		
	Nominal running current (RLA)	Cooling		A	72	88	98	110	125	129	158	204	244	266
	Maximum running current			A	86	103	119	132	157	164	198	242	284	298
Power supply	Phase/Frequency/Voltage			Hz/V	3~/50/400									

Air cooled screw condensing unit, standard efficiency, low sound

› One refrigerant circuit with single screw compressor
› Compact design
› Large operation range (ambient temperature down to -18°C)
› Extensive option list (heat recovery option available)

ERAD-E-SS/SL MicroTech 4

More details and final information can be found by scanning or clicking the QR codes.

ERAD-E-SL

Cooling only				ERAD-E-SL	120	140	160	190	210	240	300	350	410	460
Cooling capacity	Nom.			kW	116	137	159	187	209	243	298	352	409	462
Power input	Cooling	Nom.		kW	42.4	52.5	57.7	66.3	73.9	78.1	91.9	122	150	167
Capacity control	Method				Stepless									
	Minimum capacity			%	25.0									
EER					2.74	2.61	2.75	2.83		3.11	3.24	2.88	2.73	2.76
Dimensions	Unit	Height		mm	2,273						2,223			
		Width		mm	1,292						2,236			
		Length		mm	2,165		3,065		3,965		3,070			
Weight	Unit			kg	1,684		1,841		2,036		2,789			
	Operation weight			kg	1,717		1,881		2,081		2,886			
Air heat exchanger	Type				High efficiency fin and tube type with integral subcooler									
Compressor	Type				Single screw compressor									
	Quantity				1									
Fan	Type				Direct propeller									
	Air flow rate	Nom.		l/s	8,373	8,144	12,560	12,216	16,747	16,288	25,120		24,432	
	Quantity				2		3		4		6			
	Speed	Cooling	Nom.	rpm	700									
Sound power level	Cooling	Nom.		dBA	89.0		90.0		91.0	92.0				93.0
Sound pressure level	Cooling	Nom.		dBA	71.0					73.0				74.0
Operation range	Saturated suction temp			°C	-9~12									
	Condenser inlet temp			°C	-18~48									
Refrigerant	Type / GWP				R-134a / 1,430									
	Circuits	Quantity			1									
Piping connections	Evaporator water inlet/outlet (OD)				76mm							139.7mm		
Unit	Maximum starting current			A	151		195		288		330	410		
	Nominal running current (RLA)	Cooling		A	73	90	98	112	125	131	155	204	249	275
	Maximum running current			A	83	100	115	128	151	158	189	234	276	290
Power supply	Phase/Frequency/Voltage			Hz/V	3~/50/400									

Water cooled scroll heat pump

- One of the most compact units on the market: 600mm x 600mm x 600mm
- Low energy consumption
- Low operating sound level
- Low refrigerant volume
- Stainless steel plate heat exchanger
- Extension possible to 183kW
- Easy installation and maintenance
- Remote cooling or heating selection
- Water/water heat pump, with water reversibility
- Standard integrated: water filter, flow switch, air purge, pressure ports
- Advanced µC²SE controller for direct connection to a Modbus based BMS or to a remote user interface

EWWQ-KBW1N µC²SE

PRODUCT LAUNCH FOR THE NEW HYDROCUBES SCHEDULED ON APRIL 2022

More details and final information can be found by scanning or clicking the QR codes.

EWWQ-KBW1N

Cooling only/Heating only				EWWQ-KBW1N	014	025	033	049	064	098	113	128	147	162	177	192
Space heating	Average climate water outlet 35°C	General	ηs (Seasonal space heating efficiency)	%	171	177	186	180	189	-						
			Seasonal space heating eff. class		A+++					-						
Cooling capacity	Nom.			kW	13.25	23.9	30.4	47.15	60.98	94	108	122	142	155	169	183
Power input	Cooling	Nom.		kW	3.15	5.72	7.3	11.42	14.58	22.7	25.8	28.9	33.9	37	40.1	43.2
Capacity control	Method				Fixed					-						
	Minimum capacity			%	100			50		25			16			
EER					4.209	4.177	4.164	4.127	4.182	4.17	4.19	4.22	4.18	4.2	4.22	4.24
IPLV					5.13	5.27	5.41	5.36	5.47	5.36	5.42	5.47	5.36	5.4	5.44	5.47
Dimensions	Unit	Height		mm	600					1,200			1,800			
		Width		mm	600											
		Depth		mm	600			1,200								
Weight	Unit			kg	120	170	175	310	340	620	650	680	930	960	990	1,020
	Operation weight			kg	123	175	182	320	353	640	673	707	960	993	1,026	1,060
Water heat exchanger - evaporator	Type				Brazed plate											
	Water volume			l	1.23	1.93	2.68	4.5	5.93	9	10	12	14	15	16	18
	Water flow rate	Nom.		l/s	0.64	1.15	1.46	2.26	2.92	4.5	5.2	5.8	6.8	7.4	8.1	8.8
	Water pressure drop	Cooling	Nom.	kPa	19.6	28.5	25.7	24.3	25.3	24.3	25.2		24.3	25.2		
Water heat exchanger - condenser	Type				Brazed plate											
	Water volume			l	1.83	2.93	4.03	5.45	7.35	10.9	12.8	14.69	16.35	18.25	20.15	22.04
	Water flow rate	Nom.		l/s	0.78	1.41	1.83	2.78	3.61	5.57	6.39	7.21	8.35	9.17	10	10.8
	Water pressure drop	Cooling	Nom.	kPa	13.2	18.3	18.5	26.9	28.5	26.9	28.5		26.9	28.5		
Compressor	Type				Scroll compressor											
	Quantity				1			2		4			6			
Sound power level	Cooling	Nom.		dBA	64.0		71.0	67.0	74.0	71.0	75.0	77.0	73.0	77.0	78.0	79.0
Sound pressure level	Cooling	Nom.		dBA	50.0		57.0	53.0	60.0	55.70	59.70	61.70	56.9	60.9	61.9	62.9
Operation range	Evaporator	Cooling	Min.~Max.	°CDB	-10~20											
	Condenser	Cooling	Min.~Max.	°CDB	20~55											
Refrigerant	Type				R-410A											
	Charge			kg	1.2	2	3.1	4.6	5.6	9.4	10.2	11.2	13.8	14.8	15.8	16.8
	Circuits	Quantity			1			2		4			6			
Piping connections	Evaporator water inlet/outlet (OD)				G1"			G1" 1/2		2 x 2x G1" 1/2			3 x 3x G1" 1/2			
	Condenser water inlet/outlet (OD)				G1"			G1" 1/2		2 x 2x G1" 1/2			3 x 3x G1" 1/2			
Unit	Starting current	Max		A	61.8	101.9	137.9	117.55	158.63	148.86	189.93	200.09	180.16	221.24	231.39	241.54
	Running current	Cooling	Nom.	A	5.99	9.29	12.98	18.69	26.08	37.37	44.75	52.12	56.06	63.44	70.81	78.18
		Max		A	9.47	15.65	20.73	31.31	41.46	62.61	72.76	82.91	93.92	104.07	114.22	124.37
Power supply	Phase/Frequency/Voltage			Hz/V	3~/50/400											

Water cooled scroll chiller

Combination table

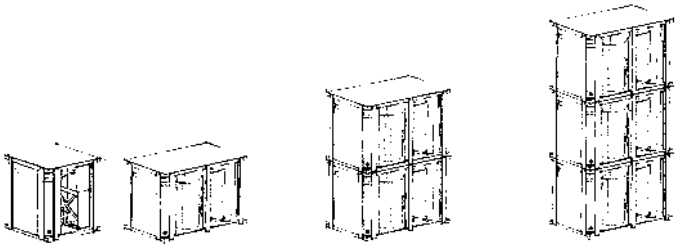

		Single Module					2 x Modules			3 x Modules			
Unit Index		**014**	**025**	**033**	**049**	**064**	**098**	**113**	**128**	**147**	**162**	**177**	**192**
Capacity (kW)		**13**	**24**	**31**	**49**	**64**	**98**	**113**	**128**	**147**	**162**	**177**	**192**
Unit + control factory mounted	EWWQ014KBW1N	1	-	-	-	-	-	-	-	-	-	-	-
	EWWQ025KBW1N	-	1	-	-	-	-	-	-	-	-	-	-
	EWWQ033KBW1N	-	-	1	-	-	-	-	-	-	-	-	-
	EWWQ049KBW1N	-	-	-	1	-	-	-	-	-	-	-	-
	EWWQ064kBW1N	-	-	-	-	1	-	-	-	-	-	-	-
Modular unit (controller available as accessory)	EWWQ049KAW1M	-	-	-	-	-	2	1	-	3	2	1	-
	EWWQ064KAW1M	-	-	-	-	-	-	1	2	-	1	2	3
Controller for modular unit	ECB2MUAW	-	-	-	-	-	1	1	1	-	-	-	-
	ECB3MUAW	-	-	-	-	-	-	-	-	1	1	1	1

Note 1: the above combination table is also valid for standard models with OPZL or OPZH.

Note 2: condenserless versions are only available as single modules only.

Water cooled multi-scroll chiller reversing on refrigerant side, standard efficiency, standard sound

EWHQ-G-SS MicroTech 4

- Single refrigerant circuit (2 scroll compressors) with single evaporator
- Heat pump version with reversibility on refrigerant side available, ideal for geothermal applications
- Compact design to allow easy indoor installation or retrofit operations
- Conceived for stacked installation of two single circuit units to reduce the footprint
- High efficiency and reliable scroll compressor
- High flexibility for a wide variety of applications
- Allows sequencing control (up to 4 units) without any external device
- Stainless steel plate heat exchanger
- Pump (low 100 kPa and high 200 kPa lift) available for evaporator and condenser
- MicroTech 4 controller with superior control logic and easy interface

More details and final information can be found by scanning or clicking the QR codes.

EWHQ-G-SS

Heating & Cooling				EWHQ-G-SS	100	120	130	150	160	190	210	240	270	340	400
Cooling capacity	Nom.			kW	87.3	100.0	111	127	141	160	181	208	232	291	352
Heating capacity	Nom.			kW	112	128	144	162	179	205	233	266	299	375	454
Capacity control	Method				Step										
	Minimum capacity			%	50.0	43.0	50.0	44.0	50.0	45.0	50.0	43.0	50.0	40.0	50.0
Power input	Cooling	Nom.		kW	22.4	25.3	28.5	32.0	35.6	41.1	46.0	53.3	59.1	73.7	88.4
	Heating	Nom.		kW	27.0	30.9	35.2	39.3	43.6	50.4	56.6	64.7	72.2	90.3	109
EER					3.90	3.95	3.91	3.96	3.95	3.90	3.93	3.90	3.92	3.95	3.98
COP					4.15	4.16	4.09	4.12	4.11	4.07	4.11	4.10	4.14	4.16	4.18
ESEER					4.70	4.84	4.65	4.86	4.80	4.89	4.86	4.83	4.79	4.90	4.83
IPLV					6.02	6.14	5.66	5.84	5.73	5.84	5.81	5.87	5.71	5.86	5.79
Dimensions	Unit	HeightxWidthxLength		mm	1,066x928x2,432		1,066x928x2,264			1,066x928x2,432				1,186x928x2,432	
Weight	Unit			kg	519	608	728	770	808	838	880	930	941	1,090	1,203
	Operation weight			kg	558	654	782	830	873	908	995	1,019	1,031	1,202	1,334
Water heat exchanger - evaporator	Type				Plate heat exchanger										
	Water flow rate	Cooling	Nom.	l/s	4.2	4.8	5.3	6.1	6.7	7.7	8.7	10.0	11.1	13.9	16.9
		Heating	Nom.	l/s	4.1	4.7	5.2	5.9	6.5	7.4	8.5	9.6	10.9	13.7	16.6
	Water pressure drop	Cooling	Nom.	kPa	44		35	30	29	31	33	31	38	42	43
		Heating	Nom.	kPa	42		33	28	27	29	32	29	37	41	42
Water heat exchanger - condenser	Type				Plate heat exchanger										
	Water volume			l	6	8		10	12	13	15	17		27	34
	Water flow rate	Cooling	Nom.	l/s	5.2	6.0	6.7	7.7	8.5	9.7	10.9	13.7	13.9	17.4	21.1
		Heating	Nom.	l/s	5.4	6.2	7.0	7.8	8.7	9.9	11.2	12.5	14.3	18.0	21.8
	Water pressure drop	Cooling	Nom.	kPa	69		55	49	48	51	54	32	39	66	69
		Heating	Nom.	kPa	73		59	51	50	53	57	33	42	70	73
Compressor	Type				Scroll compressor										
	Quantity				2										
Sound power level	Cooling	Nom.		dBA	80.0	83.0	85.0	87.0	88.0			90.0	92.0	93.0	
Sound pressure level	Cooling	Nom.		dBA	64.0	67.0	69.0	70.0	72.0			74.0	76.0		77.0
Operation range	Evaporator	Cooling	Min.~Max.	°CDB	-8~15										
		Heating	Min.~Max.	°CDB	-8~15										
	Condenser	Cooling	Min.~Max.	°CDB	25~55										
		Heating	Min.~Max.	°CDB	25~55										
Refrigerant	Type/GWP				R-410A/2,087.5										
	Circuits	Quantity			1										
Refrigerant charge				kg/TCO2Eq	9.0/18.8		10.0/20.9		13.0/27.1	11.0/23.0	13.0/27.1	15.0/31.3		19.0/39.7	
Piping connections	Evaporator water inlet/outlet (OD)				1" 1/2		2" 1/2							3"	
	Condenser water inlet/outlet (OD)				1" 1/2		2" 1/2							3"	
Power supply	Phase/Frequency/Voltage			Hz/V	3~/50/400										
Unit	Starting current	Max		A	204	255	261	308	316	354	368	466	481	640	677
	Running current	Cooling	Nom.	A	43	46	50	56	63	71	78	88	97	123	148
		Max		A	59	66	72	80	88	102	116	131	145	183	221

Water cooled multi-scroll chiller, standard efficiency, standard sound

- Single refrigerant circuit (2 scroll compressors) with single evaporator
- Heat pump version available
- Compact design to allow easy indoor installation or retrofit operations
- Conceived for stacked installation of two single circuit units to reduce the footprint
- High efficiency and reliable scroll compressor
- High flexibility for a wide variety of applications
- Allows sequencing control (up to 4 units) without any external device
- Stainless steel plate heat exchanger
- Pump (low 100 kPa and high 200 kPa lift) available for evaporator and condenser
- MicroTech 4 controller with superior control logic and easy interface

EWWQ-G-SS MicroTech 4

More details and final information can be found by scanning or clicking the QR codes.

EWWQ-G-SS

Cooling Only				EWWQ-G-SS	090	100	120	130	150	170	190	210	240	300	360
Space cooling	A Condition 35°C Pdc			kW	93.7	105.6	119	135.9	150	172.1	193.8	220.7	246.1	314.3	370.4
	ηs,c			%	209.08	215.32	233.52	227.68	233.04	233.36	220.32	235.56	231.84	236.64	211.36
SEER					5.427	5.583	6.038	5.892	6.026	6.034	5.708	6.089	5.996	6.116	5.484
Cooling capacity	Nom.			kW	93.7	105.6	119	135.9	150	172.1	193.8	220.7	246.1	314.3	370.4
Power input	Cooling	Nom.		kW	21.3	24	26.9	30.5	33.9	38.9	43.8	50.74	56.1	70.2	84
Capacity control	Method				Fixed										
	Minimum capacity			%	50	43	50	44	50	45	50	43	50	40	50
EER					4.399	4.4	4.424	4.456	4.425	4.424	4.425	4.349	4.387	4.477	4.41
ESEER					5.51	5.52	5.51	5.53	5.51	5.53	5.52				
IPLV					6.71	6.79	6.22	6.36	6.22	6.32	6.3	6.31	6.1	6.28	6.16
Dimensions	Unit	Height		mm	1,066									1,186	
		Width		mm	928										
		Length		mm	2,432		2,264			2,432					
Weight	Unit			kg	516	606	728	762	795	832	871	921	934	1,083	1,181
	Operation weight			kg	554.9	652.4	781.6	821.4	859	901.4	945.9	1,009.6	1,023.2	1,194.7	1,311.1
Water heat exchanger - evaporator	Type				Plate heat exchanger										
	Water volume			l	6	8		10	12	13	15	17		27	34
	Water flow rate	Nom.		l/s	4.5	5.07	5.7	6.51	7.18	8.24	9.28	10.57	11.79	15.06	17.74
	Water pressure drop	Cooling	Nom.	kPa	48.8	49	39.1	33	32.6	34.5	36.7	33.8	41.8	46.8	
Water heat exchanger - condenser	Type				Plate heat exchanger										
	Water volume			l	6	8		10	12	13	15	17		27	34
	Water flow rate	Nom.		l/s	5.52	6.23	7.05	8.04	8.87	10.17	11.43	13.02	14.53	18.46	21.81
	Water pressure drop	Cooling	Nom.	kPa	72	73	60	50		52	56	46	57	69	71
Compressor	Type				Driven vapour compression										
	Quantity				2										
Sound power level	Cooling	Nom.		dBA	80.0	83.0	85.0	87.0	88.0			90.0	92.0	93.0	
Sound pressure level	Cooling	Nom.		dBA	64.0	67.0	69.0	70.0	72.0			74.0	76.0		77.0
Operation range	Evaporator	Cooling	Min.~Max.	°CDB	-10~15										
		Heating	Min.~Max.	°CDB	-10~15										
	Condenser	Cooling	Min.~Max.	°CDB	25~55										
		Heating	Min.~Max.	°CDB	25~55										
Refrigerant	Type/GWP				R-410A/2,087.5										
	Charge			kg	10		11		12		15	16	17	19	20
	Circuits	Quantity			1										
Refrigerant charge				TCO2Eq	20.88		22.96		25.05		31.31	33.40	35.49	39.66	41.75
Piping connections	Evaporator water inlet/outlet (OD)				1" 1/2		2" 1/2							3"	
	Condenser water inlet/outlet (OD)				1" 1/2		2" 1/2							3"	
Unit	Starting current	Max		A	204	255	261	308	316	354	368	466	481	640	677
	Running current	Cooling	Nom.	A	42	45	48	54	61	68	76	86	95	118	143
		Max		A	59	66	72	80	88	102	116	131	145	183	221
Power supply	Phase/Frequency/Voltage			Hz/V	3~/50/400										

Water cooled multi-scroll chiller, standard efficiency, standard sound

- Dual refrigerant circuit (4 scroll compressors) with single evaporator
- Heat pump version available
- Compact design to allow easy indoor installation or retrofit operations
- High efficiency and reliable scroll compressor
- Stainless steel plate heat exchanger
- High flexibility for a wide variety of applications
- Allows sequencing control (up to 4 units) without any external device
- Pump (low 100 kPa and high 200 kPa lift) available for evaporator and condenser
- MicroTech 4 controller with superior control logic and easy interface

EWWQ-L-SS MicroTech 4

More details and final information can be found by scanning or clicking the QR codes.

EWWQ-L-SS

Cooling only/Heating only				EWWQ-L-SS	180	205	230	260	290	330	380
Space cooling	A Condition 35°C	Pdc		kW	187.4	215.1	244.3	272.6	303.2	344.5	386.8
	ηs,c			%	211.72	222.72	232.76	230.32	236.76	233.32	224.84
SEER					5.493	5.768	6.019	5.958	6.119	6.033	5.821
Cooling capacity	Nom.			kW	187.4	215.1	244.3	272.6	303.2	344.5	386.8
Power input	Cooling	Nom.		kW	41.7	47.3	53.1	60.2	67.1	77.1	87
Capacity control	Method				Fixed						
	Minimum capacity			%	25	21	25	22	25	23	25
EER					4.494	4.548	4.601	4.528	4.519	4.468	4.446
ESEER					5.54		5.52	5.53	5.54	5.53	5.54
IPLV					6.77	6.84	6.35	6.38	6.31	6.32	6.36
Dimensions	Unit	Height		mm	1,970						
		Width		mm	928						
		Length		mm	2,801						
Weight	Unit			kg	877	1,062	1,285	1,347	1,439	1,498	1,559
	Operation weight			kg	957	1,156	1,401	1,469	1,575	1,641	1,723
Water heat exchanger - evaporator	Type				Plate heat exchanger						
	Water volume			l	35	41	53		65		76
	Water flow rate	Nom.		l/s	8.97	10.29	11.69	13.04	14.5	16.48	18.51
	Water pressure drop	Cooling	Nom.	kPa	28	27.6	22.6	28	25.1	32.2	31.9
Water heat exchanger - condenser	Type				Plate heat exchanger						
	Water volume			l	19	22	29		35		41
	Water flow rate	Nom.		l/s	11.02	12.66	14.4	16.12	17.9	20.38	22.8
	Water pressure drop	Cooling	Nom.	kPa	72	73	61	49	50	51	55
Compressor	Type				Driven vapour compression						
	Quantity				4						
Sound power level	Cooling	Nom.		dBA	83.0	86.0	88.0	90.0	91.0		
Sound pressure level	Cooling	Nom.		dBA	65.0	68.0	70.0	72.0	74.0		73.0
Operation range	Evaporator	Cooling	Min.~Max.	°CDB	-10~15						
		Heating	Min.~Max.	°CDB	-10~15						
	Condenser	Cooling	Min.~Max.	°CDB	25~55						
		Heating	Min.~Max.	°CDB	25~55						
Refrigerant	Type/GWP				R-410A/2,087.5						
	Charge			kg	20		22		24		30
	Circuits	Quantity			2						
Refrigerant charge				kg/TCO2Eq	10.0/20.9		11.0/23.0		12.0/25.1		15.0/31.3
Piping connections	Evaporator water inlet/outlet (OD)				3"						
	Condenser water inlet/outlet (OD)				1" 1/2		2" 1/2				
Unit	Starting current	Max		A	263	320	333	388	403	456	484
	Running current	Cooling	Nom.	A	83	89	96	109	121	137	151
		Max		A	118	131	144	160	175	205	232
Power supply	Phase/Frequency/Voltage			Hz/V	3~/50/400						

performances according to CSS software 10.27

Water to water screw heat pump, standard efficiency, standard sound

- Compact design to allow easy indoor installation or retrofit operations
- Daikin semi-hermetic single screw stepless compressor
- High energy efficiency both at full and part load conditions
- Chilled water temperatures down to -10°C on standard unit
- Optimised for use with R-134a
- MicroTech 4 controller with superior control logic and easy interface

EWWD-J-SS

Microtech 4

More details and final information can be found by scanning or clicking the QR codes.

EWWD-J-SS

Cooling & Heating				EWWD-J-SS	120	140	150	180	210	250	280
Space heating	Average climate water outlet 55°C	General	SCOP		4.03	4.11	4.16	4.17	4.17	4.23	3.83
Cooling capacity	Nom.			kW	120	146	154	177	207	255	284
Heating capacity	Nom.			kW	144	175	190	218	252	308	347
Power input	Cooling	Nom.		kW	28.0	34.0	39.5	45.3	50.4	59.9	70.0
Capacity control	Method				Stepless						
	Minimum capacity			%	25.0						
EER					4.28	4.28	3.91	3.92	4.11	4.26	4.06
COP					5.20		4.84	4.85	5.04	5.17	4.98
IPLV					5.18	5.06		5.05	5.16	5.70	4.88
Dimensions	Unit	Height		mm	1,020						
		Width		mm	913						
		Length		mm	2,684						
Weight	Unit			kg	1,177	1,233	1,334	1,366	1,416	1,600	1,607
	Operation weight			kg	1,211	1,276	1,378	1,415	1,473	1,663	1,675
Water heat exchanger - evaporator	Type				Plate heat exchanger						
	Water volume			l	14	18	14	17	20	26	
	Water flow rate	Cooling	Nom.	l/s	5.7	7.0	7.4	8.5	9.9	12.2	13.6
	Water flow rate	Heating	Nom.	l/s	9.3	11.3	12	13.8	16.1	19.8	22.1
	Water pressure drop	Cooling	Nom.	kPa	15	14	43	40	35	28	34
		Heating	Nom.	kPa	36	34	103	96	85	68	82
Water heat exchanger - condenser	Type				Single pass shell and tube						
	Water volume			l	20		23	25	29		32
	Water flow rate	Cooling	Nom.	l/s	7.1	8.6	9.3	10.7	12.4	15.2	17.0
	Water flow rate	Heating	Nom.	l/s	6.9	8.4	9.1	10.5	12.1	14.8	16.7
	Water pressure drop	Cooling	Nom.	kPa	20	13	11		15	17	27
		Heating	Nom.	kPa	19	12	11		15	16	26
Compressor	Type				Single screw compressor						
	Quantity				1						
Sound power level	Cooling	Nom.		dBA	89						
Sound pressure level	Cooling	Nom.		dBA	79						
Operation range	Evaporator	Cooling	Min.~Max.	°CDB	-10~15						
	Condenser	Cooling	Min.~Max.	°CDB	23~60						
Refrigerant	Type/GWP				R-134a/1,430						
	Circuits	Quantity			1						
Refrigerant charge	Per circuit			kg/TCO2Eq	18.0/25.7	35.0/50.1	34.0/48.6	37.0/52.9		38.0/54.3	
Piping connections				mm	76.2						
Piping connections	Condenser water inlet/outlet (OD)				2" 1/2	4"					
Unit	Starting current	Max		A	153		197			290	
	Running current	Cooling	Nom.	A	48	57	67	74	83	97	109
		Max		A	85	103	114	130	154	178	201
Power supply	Phase/Frequency/Voltage			Hz/V	3~/50/400						

Water to water screw heat pump, standard efficiency, standard sound

- HFO R-1234ze(E) Refrigerant with Ozone Depletion Potential equal to zero and extremely low Global Warming Potential
- Daikin semi-hermetic single screw compressor
- Direct expansion plate to plate evaporator
- Shell and tube condenser
- Silver efficiency and standard sound
- Upgrade to new MicroTech 4 controller

EWWH-J_EWWS-J

Microtech 4

More details and final information can be found by scanning or clicking the QR codes.

EWWH-J-SS

				EWWH-J-SS	090	110	120	130	150	180	200
Space heating	Average climate water outlet 55°C	General	SCOP		3.91	3.92	3.78	3.77	3.80	3.90	3.84
Cooling capacity	Nom.			kW	89	107	115	134	150	182	201
Heating capacity	Nom.			kW	107	129	141	162	182	221	245
Power input	Cooling	Nom.		kW	20.9	25.3	28.5	33.2	37.3	44.3	50.2
Capacity control	Method				Stepless						
	Minimum capacity			%	25						
EER					4.25	4.23	4.04	4.03		4.1	4
COP					5.11	5.08	4.88	4.85		4.93	4.83
IPLV					4.38	4.45	4.28	4.29	4.27	4.97	4.88
Dimensions	Unit	Height		mm	1,020						
		Width		mm	913						
		Length		mm	2,684						
Weight	Unit			kg	1,177	1,233	1,334	1,366	1,416	1,600	1,607
	Operation weight			kg	1,211	1,276	1,378	1,415	1,473	1,663	1,675
Water heat exchanger - evaporator	Type				Plate heat exchanger						
	Water volume			l	14	18	14	17	20	26	
	Water flow rate	Cooling	Nom.	l/s	4.2	5.1	5.5	6.4	7.2	8.7	9.6
		Heating	Nom.	l/s	6.8	8.3	8.9	10.2	11.8	13.9	15.4
	Water pressure drop	Cooling	Nom.	kPa	10.7	10.9	19.3	19.3	17.8	16.8	20.1
		Heating	Nom.	kPa	24.9	25.9	45.6	44.9	43.7	39.2	47.4
Water heat exchanger - condenser	Type				Shell and tube						
	Water volume			l	20	20.1	22.7	25.3	28.65		32
	Water flow rate	Cooling	Nom.	l/s	5.2	6.3	6.8	7.8	9.1	10.7	11.9
		Heating	Nom.	l/s	5.1	6.2	6.7	7.7	8.9	10.5	11.7
	Water pressure drop	Cooling	Nom.	kPa	9.1	9.7	8.7	9.1	9.3	12.3	12.1
		Heating	Nom.	kPa	8.8	9.4	8.4	8.7	8.9	11.9	11.7
Compressor	Type				Single screw compressor						
	Quantity				1						
Sound power level	Cooling	Nom.		dBA	88.9						
Sound pressure level	Cooling	Nom.		dBA	79						
Refrigerant	Type				R-1234(ze)						
	Charge			kg	18	35	34	37		38	
	Circuits	Quantity			1						
Piping connections				mm	76.2						
	Condenser water inlet/outlet			inch	2" 1/2	4					
Unit	Starting current	Max		A	153		197			290	
	Running current	Cooling	Nom.	A	39	44	55	60	65	76	84
		Max		A	75	90	100	114	143	158	178
Power supply	Phase/Frequency/Voltage			Hz/V	3~/50 /400						

performances according to CSS software 10.34
Fluid: Water; Fouling factor = 0 m2°C/W
Cooling performances: evaporator 12.0/7.0°C, condenser 30.0/35.0°C; Heating performances (Low temperature application): evaporator 10.0/7.0°C, condenser 30.0/35.0°C.

Water to water screw heat pump, standard efficiency, standard sound

- Refrigerant R-513A
- Daikin semi-hermetic single screw compressor
- Direct expansion plate to plate evaporator
- Shell and tube condenser
- Silver efficiency and standard sound
- Upgrade to new MicroTech 4 controller

EWWH-J_EWWS-J

Microtech 4

More details and final information can be found by scanning or clicking the QR codes.

EWWS-J-SS

				EWWS-J-SS	120	140	150	180	210	240	270
Space heating	Average climate water outlet 55°C	General	SCOP		3.63	3.54	3.56	3.59	3.62	3.54	3.58
Cooling capacity	Nom.			kW	115	136	155	181	207	241	272
Heating capacity	Nom.			kW	142	168	191	223	257	298	338
Power input	Cooling	Nom.		kW	30	36.3	41.7	47.8	54.2	65.7	74.4
Capacity control	Method				Stepless						
	Minimum capacity			%	25						
EER					3.85	3.75	3.72	3.78	3.82	3.67	3.66
COP					4.69	4.57	4.52	4.59	4.67	4.46	
IPLV					4.1	4.11	4.09	4.11	4.12	4.64	4.59
Dimensions	Unit	Height		mm	1,020						
		Width		mm	913						
		Length		mm	2,684						
Weight	Unit			kg	1,177	1,233	1,334	1,366	1,416	1,600	1,607
	Operation weight			kg	1,211	1,276	1,378	1,415	1,473	1,663	1,675
Water heat exchanger - evaporator	Type				Plate heat exchanger						
	Water volume			l	14	18	14	17	20	26	
	Water flow rate	Cooling	Nom.	l/s	5.5	6.5	7.4	8.6	9.9	11.5	13
		Heating	Nom.	l/s	8.8	10.8	12.1	13.8	15.5	19	21.1
	Water pressure drop	Cooling	Nom.	kPa	17.1	16.8	32.8	33.4	31.8	27.9	34.8
		Heating	Nom.	kPa	40.1	41.7	79.4	78.1	71.5	68.9	83.3
Water heat exchanger - condenser	Type				Shell and tube						
	Water volume			l	20	20.1	22.7	25.3	28.65		32
	Water flow rate	Cooling	Nom.	l/s	6.9	8.4	9.4	10.8	12.1	14.8	16.5
		Heating	Nom.	l/s	6.7	8.2	9.2	10.6	11.9	14.5	16.2
	Water pressure drop	Cooling	Nom.	kPa	15	16.1	15.4	15.9	15.4	22	21.6
		Heating	Nom.	kPa	14.4	15.5	14.8	15.3	14.8	21.2	20.8
Compressor	Type				Single screw compressor						
	Quantity				1						
Sound power level	Cooling	Nom.		dBA	88.9						
Sound pressure level	Cooling	Nom.		dBA	79						
Refrigerant	Type				R-513A						
	Charge			kg	18	35	34	37		38	
	Circuits	Quantity			1						
Piping connections				mm	76.2						
Piping connections	Condenser water inlet/outlet			inch	2" 1/2	4					
Unit	Starting current	Max		A	154		198			291	
	Running current	Cooling	Nom.	A	50	60	70	78	87	104	117
		Max		A	81	96	108	122	141	164	185
Power supply	Phase/Frequency/Voltage			Hz/V	3~/50 /400						

performances according to CSS software 10.34
Fluid: Water; Fouling factor = 0 m2°C/W
Cooling performances: evaporator 12.0/7.0°C, condenser 30.0/35.0°C; Heating performances (Low temperature application): evaporator 10.0/7.0°C, condenser 30.0/35.0°C.

The highest peak in chiller technology

The VZ chiller series were developed and manufactured to answer the growing market demands on high efficient chiller series. Thanks to the continuous evolution in components' technology, we are the first to reach the highest peak in chiller efficiency and technology.

EWW(H)(D)(S)-VZ at a glance

Single compressor

440kW - 1,050kW with R134a or R513A
330kW – 790kW with R1234ze

Dual compressor & dual circuit unit

1,170kW - 2,070kW with R134a or R513A
865kW - 1,540kW with R1234ze

of everything:
2 compressors,
2 expansion valves,
2 condensers,...

VZ CHILLER SERIES

Full inverter water cooled chiller

INVERTER

New condenser design with integral oil separator

High efficient flooded heat exchangers

Highest efficiency in the market in its category

TOP CLASS EFFICIENCY

Unique Daikin single screw compressor technology

UNIQUE SOLUTION

Performance monitoring

With MT4, advanced algorithm implementation in the unit controller are possible, such as the **Performance Monitoring** (Option 186). This sensor-less algorithm calculates the unit cooling capacity by using refrigerant pressure and temperature readings. Electrical power is calculated either from compressor VFD power and fan, or directly measured through optional energy meter. As a standard(*), **no extra-hardware is required**.

(*) For TZ-B units an additional sub-cooling temperature sensor is required.

Why choose EWW(H)(D)(S)-VZ chiller series?

1 Top class efficiency

Thanks to:

› New generation Daikin inverter screw compressors
› New generation high efficiency heat exchangers
› Variable volume ratio technology
› Optimized refrigerant circuit design

2 Compact unit: 40% footprint reduction

Thanks to:

› New single pass condenser technology
› New integrated oil separator technology
› Optional knock down panel which reduces the unit width

3 Application flexibility: widest operating envelope in its range

4 Connectivity: Daikin on site cloud platform

5 Future readiness: Choose for today's best solution and be ready for the future!

Supporting tools

Product video

Check on

YouTube

www.youtube.com/DaikinEurope

Marketing material

All marketing material can be downloaded from the business portal.
Asset finder > Campaign > VZ chiller series

Product profile

Want to know more about this product?
Have a look at our website and download the product profile:

www.daikineurope.com/vzchillerseries

Water cooled screw inverter chiller, standard efficiency, standard sound

EWWD-VZSS

Microtech 4

- Optimized energy efficiency both at full and part load conditions
- Compact footprint through stacked heat exchanger lay-out
- Heat pump version with reversibility on water side (up to 65°C hot water production)
- Multiple options available: sound proof cabinet, rapid restart, removable electrical panel, etc. to adapt the unit to your specific application and need
- Thanks to a large operating envelope, the unit is suitable for all possible process and comfort applications
- High efficient flooded type heat exchanger allowing maximum unit performances
- One or two truly independent refrigerant circuits for outstanding reliability

More details and final information can be found by scanning or clicking the QR codes.

EWWD-VZSS

Cooling only/Heating only				EWWD-VZSS	600	700	760	890	C10	C12	C13	C14	C16	C17	C19	C21
Space cooling	A Condition (35°C - 27/19)	Pdc		kW	609.91	704.22	756.52	894.23	1,039.49	1,173.02	1,288.02	1,381.01	1,552.02	1,722.02	1,875.55	2,051.2
	ηs,c			%	340		337.2	331.6	332	337.2	331.6	331.2	320.8	338.8	322	338.8
SEER					8.7		8.63	8.49	8.5	8.63	8.49	8.48	8.22	8.67	8.25	8.67
Cooling capacity	Nom.			kW	610	704	757	894	1,039	1,173	1,288	1,381	1,552	1,722	1,876	2,051
Power input	Cooling	Nom.		kW	110	132	142	162	196	231	252	276	315	339	380	404
Capacity control	Method				Variable											
	Minimum capacity			%	20					10						
EER					5.5	5.31	5.3	5.52	5.29	5.07	5.11	5	4.93	5.08	4.93	5.08
IPLV					9.43	9.36	9.4	9.37	9.4	9.52	9.56	9.57	9.36	9.7	9.38	9.65
Dimensions	Unit	Height		mm	2,123			2,292	2,487	2,296				2,350	2,338	2,498
		Width		mm	1,178	1,179		1,233	1,303	1,484	1,487		1,484	1,580	1,627	1,753
		Length		mm	3,722	3,750		3,690	3,822	4,792				4,508		4,750
Weight	Unit			kg	2,892	2,928	2,941	3,451	4,237	5,570	5,790	5,820	6,220	6,890	7,260	8,260
	Operation weight			kg	2,977	3,033	3,053	3,611	4,488	5,980	6,220	6,290	6,690	7,480	7,830	9,070
Water heat exchanger - evaporator	Type				Flooded shell and tube											
	Water volume			l	88		96	134	156	230		270		320		380
	Water flow rate	Cooling	Nom.	l/s	29.2	33.8	36.3	42.9	49.9	56.2	61.7	66.1	74.4	82.5	89.9	98.2
	Water pressure drop	Cooling	Nom.	kPa	79	106	88	98	102	69	84	70	89	78	92	80
Water heat exchanger - condenser	Type				Shell and tube											
	Water volume			l	81	102		126	217	180	200			270	250	430
	Water flow rate	Cooling	Nom.	l/s	35.3	41	44.1	51.9	60.6	69.1	75.8	81.5	91.9	101	111	120
	Water pressure drop	Cooling	Nom.	kPa	31	29	33	29	33	44	39	45	66	42	55	37
Compressor	Type				Driven vapour compressor											
	Quantity				1					2						
Sound power level	Cooling	Nom.		dBA	101	105			107	106		107		108		110
Sound pressure level	Cooling	Nom.		dBA	82	86			88	87		88		89		90
Operation range	Evaporator		Min.~Max.	°CDB	-12~20											
	Condenser		Min.~Max.	°CDB	19~63											
Refrigerant	Type/GWP				R-134a/1,430											
	Charge			kg	125	120	125	145	180	250	260	270	220	305	290	350
	Circuits	Quantity			1					2						
Piping connections				mm	139.7			168.3	219.1							
	Condenser water inlet/outlet (OD)				168.3mm			219.1mm		168.3 / 168.3 mm				219.1 / 219.1 mm		
	Running current	Cooling	Nom.	A	171	202	220	249	300	349	379	414	470	508	566	604
Unit	Running current	Max		A	235	280	301	342	417	470	513	559	621	696	758	834
Power supply	Phase/Frequency/Voltage			Hz/V	3~/50/400											

performances according to CSS software 10.33

Water cooled screw inverter chiller, high efficiency, standard sound

EWWD-VZXS

Microtech 4

- High energy efficiency both at full and part load conditions
- Compact footprint through stacked heat exchanger lay-out
- Heat pump version with reversibility on water side (up to 65°C hot water production)
- Multiple options available: sound proof cabinet, rapid restart, removable electrical panel, etc. to adapt the unit to your specific application and need
- Thanks to a large operating envelope, the unit is suitable for all possible process and comfort applications
- High efficient flooded type heat exchanger allowing maximum unit performances
- One or two truly independent refrigerant circuits for outstanding reliability

More details and final information can be found by scanning or clicking the QR codes.

EWWD-VZXS

Cooling only/Heating only				EWWD-VZXS	450	500	610	710	800	900	C11	C12	C13	C14	C16	C17	C19	C21
Space cooling	A Condition (35°C - 27/19)	Pdc		kW	448.83	500.51	612.77	713.11	793.52	901.21	1,053.02	1,194.03	1,305.01	1,406.98	1,593.03	1,748.03	1,912.01	2,074.02
	ηs,c			%	324.8	329.2	347.2	350	345.6	337.6	344.4	347.6	342.4	348	347.2	347.6	337.2	344.4
SEER					8.32	8.43	8.88	8.95	8.84	8.64	8.81	8.89	8.76	8.9	8.88	8.89	8.63	8.81
Cooling capacity	Nom.			kW	449	501	613	713	794	901	1,053	1,194	1,305	1,407	1,593	1,748	1,912	2,074
Power input	Cooling	Nom.		kW	81.2	89.7	108	128	146	159	192	221	244	262	296	329	365	394
Capacity control	Method				Variable													
	Minimum capacity			%	20							10						
EER					5.53	5.58	5.64	5.54	5.43	5.67	5.46	5.38	5.34	5.36	5.38	5.31	5.23	5.25
IPLV					9.42	9.59	9.52	9.66	9.64	9.48	9.58	9.66	9.67	9.76	9.74	9.82	9.68	9.7
Dimensions	Unit	Height		mm	2,135		2,123	2,235		2,487		2,296		2,301	2,350	2,500	2,469	2,493
		Width		mm	1,178		1,179	1,189		1,303		1,484	1,639	1,579	1,580	1,610	1,704	1,769
		Length		mm	3,722		3,750	3,690		3,822		4,792		4,508		4,750	4,874	
Weight	Unit			kg	2,968	2,911	3,102	3,470	3,451	4,257	4,552	5,860	6,240	6,520	6,920	7,530	7,790	8,670
	Operation weight			kg	3,098	3,006	3,274	3,648	3,611	4,518	4,860	6,370	6,760	7,130	7,530	8,300	8,560	9,630
Water heat exchanger - evaporator	Type				Flooded shell and tube													
	Water volume			l	70	88	136	134		168	199	270		320		380	480	
	Water flow rate	Cooling	Nom.	l/s	21.5	24	29.3	34.1	38	43.2	50.4	57.1	62.5	67.3	76.3	83.6	91.4	99.2
	Water pressure drop	Cooling	Nom.	kPa	89	63	59	63	55	67	59	52	62	52	67	58	49	58
Water heat exchanger - condenser	Type				Shell and tube													
	Water volume			l	81	92	126	145	126	217	241	240	250	290		390	290	480
	Water flow rate	Cooling	Nom.	l/s	26.4	29.4	35.3	41.2	46.1	52	61	69.8	76.3	82.2	93.2	102	112	121
	Water pressure drop	Cooling	Nom.	kPa	31	28	22	20	24	25		28		21	32	27	37	28
Compressor	Type				Driven vapour compressor													
	Quantity				1							2						
Sound power level	Cooling	Nom.		dBA	97	99	101	105			107	106		107		108	109	110
Sound pressure level	Cooling	Nom.		dBA	78	80	82	86			88	87		88		89		90
Operation range	Evaporator		Min.~Max.	°CDB	-12~20													
	Condenser		Min.~Max.	°CDB	19~65													
Refrigerant	Type/GWP				R-134a/1,430													
	Charge			kg	110		125	140	160	200	185	270	260	230	290	290	320	370
	Circuits	Quantity			1							2						
Piping connections				mm	139.7			168.3		219.1							273	
	Condenser water inlet/outlet (OD)				168.3mm		219.1mm					168.3 / 219.1 mm		219.1 / 219.1 mm				
	Running current	Cooling	Nom.	A	126	140	171	201	229	249	299	340	372	400	450	498	554	596
Unit	Running current	Max		A	172	191	235	280	316	342	417	470	513	559	621	696	758	834
Power supply	Phase/Frequency/Voltage			Hz/V	3~/50/400													

performances according to CSS software 10.33

Water cooled screw inverter chiller, premium efficiency, standard sound

EWWD-VZ

Microtech 4

- Premium energy efficiency both at full and part load conditions
- Compact footprint through stacked heat exchanger lay-out
- Heat pump version with reversibility on water side (up to 65°C hot water production)
- Multiple options available: sound proof cabinet, rapid restart, removable electrical panel, etc. to adapt the unit to your specific application and need
- Thanks to a large operating envelope, the unit is suitable for all possible process and comfort applications
- High efficient flooded type heat exchanger allowing maximum unit performances
- One or two truly independent refrigerant circuits for outstanding reliability

More details and final information can be found by scanning or clicking the QR codes.

EWWD-VZPS

Cooling only/ Heating only				EWWD-VZPS	505	715	910	C12	C16	C18
Space cooling	A Condition (35°C - 27/19)	Pdc		kW	505.02	717.71	908.11	1,201.02	1,604.03	1,757.01
	ηs,c			%	339.6	355.2	344.4	353.6	354	350
SEER					8.69	9.08	8.81	9.04	9.05	8.95
Cooling capacity	Nom.			kW	505	718	908	1,201	1,604	1,757
Power input	Cooling	Nom.		kW	85.1	124	153	218	291	326
Capacity control	Method				Variable					
	Minimum capacity			%	20			10		
EER					5.93	5.77	5.91	5.49	5.5	5.39
IPLV					9.61	9.68	9.57	9.79	9.82	9.92
Dimensions	Unit	Height		mm	2,108	2,430	2,487	2,302	2,500	2,493
		Width		mm	1,179	1,287	1,303	1,579	1,610	1,769
		Length		mm	3,750	3,822		4,508	4,750	4,874
Weight	Unit			kg	3,247	4,082	4,346	6,310	7,530	8,250
	Operation weight			kg	3,375	4,349	4,660	6,900	8,300	9,200
Water heat exchanger - evaporator	Type				Flooded shell and tube					
	Water volume			l	96	168	199	320	380	480
	Water flow rate	Cooling	Nom.	l/s	24.2	34.3	43.4	57.4	76.7	84
	Water pressure drop	Cooling	Nom.	kPa	55	42	44	38	49	41
Water heat exchanger - condenser	Type				Shell and tube					
	Water volume			l	126	217	241	270	390	470
	Water flow rate	Cooling	Nom.	l/s	29.4	41.3	52.1	69.9	93.4	102
	Water pressure drop	Cooling	Nom.	kPa	16	17	19	21		28
Compressor	Type				Driven vapour compressor					
	Quantity				1			2		
Sound power level	Cooling	Nom.		dBA	99	105		106	107	109
Sound pressure level	Cooling	Nom.		dBA	80	86		87	88	89
Operation range	Evaporator		Min.~Max.	°CDB	-12~20					
	Condenser		Min.~Max.	°CDB	19~65					
Refrigerant	Type/GWP				R-134a/1,430					
	Charge			kg	120	195	185	305	320	350
	Circuits	Quantity			1			2		
Piping connections				mm	139.7	219.1				273
	Condenser water inlet/outlet (OD)				219.1mm			219.1 / 219.1 mm		
	Running current	Cooling	Nom.	A	138	200	247	338	447	497
Unit	Running current	Max		A	191	280	342	470	621	696
Power supply	Phase/Frequency/Voltage			Hz/V	3~/50/400					

performances according to CSS software 10.33

Water cooled screw inverter chiller, standard efficiency, standard sound

EWWH-VZSS

Microtech 4

- Optimized energy efficiency both at full and part load conditions
- Compact footprint through stacked heat exchanger lay-out
- Heat pump version with reversibility on water side (up to 75°C hot water production)
- Multiple options available: sound proof cabinet, rapid restart, removable electrical panel, etc. to adapt the unit to your specific application and need
- Thanks to a large operating envelope, the unit is suitable for all possible process and comfort applications
- High efficient flooded type heat exchanger allowing maximum unit performances
- One or two truly independent refrigerant circuits for outstanding reliability

More details and final information can be found by scanning or clicking the QR codes.

EWWH-VZSS

Cooling only/Heating only				EWWH-VZSS	445	515	550	660	770	860	940	C10	C12	C13	C14	C15
Space cooling	A Condition (35°C - 27/19)	Pdc		kW	443	512	548.51	657.51	767.8	865.2	940.6	1,011.7	1,142.46	1,271.38	1,396.11	1,524.83
	ηs,c			%	336.4	338.4	336.8	348.4	345.2	318.4	327.2	339.6	331.2	340	345.6	353.2
SEER					8.61	8.66	8.62	8.91	8.83	8.16	8.38	8.69	8.48	8.7	8.84	9.03
Cooling capacity	Nom.			kW	443	512	549	658	768	865	941	1,012	1,142	1,271	1,396	1,525
Power input	Cooling	Nom.		kW	82.8	98.1	107	123	149	172	188	205	235	254	282	302
Capacity control	Method				Variable											
	Minimum capacity			%	20					10						
EER					5.35	5.22	5.15	5.34	5.14	5.02	5	4.93	4.87	5.01	4.95	5.04
IPLV					9.25		9.24	9.48	9.32	8.94	9.08	9.13	9.14	9.3	9.13	9.34
Dimensions	Unit	Height		mm	2,123			2,292	2,487	2,296				2,350	2,338	2,498
		Width		mm	1,178	1,179		1,233	1,303	1,484	1,487		1,484	1,580	1,627	1,753
		Length		mm	3,722	3,750		3,690	3,822	4,792				4,508		4,750
Weight	Unit			kg	2,892	2,928	2,941	3,451	4,237	5,570	5,790	5,820	6,220	6,890	7,260	8,260
	Operation weight			kg	2,977	3,033	3,053	3,611	4,488	5,980	6,220	6,290	6,690	7,480	7,830	9,070
Water heat exchanger - evaporator	Type				Flooded shell and tube											
	Water volume			l	88		96	134	156	230		270		320		380
	Water flow rate	Cooling	Nom.	l/s	21.2	24.5	26.2	31.5	36.8	41.4	45	48.4	54.6	60.8	66.8	72.9
	Water pressure drop	Cooling	Nom.	kPa	46	61	52	59	64	39	46	39	50	44	53	45
Water heat exchanger - condenser	Type				Shell and tube											
	Water volume			l	81	102		126	217	180	200			270	250	430
	Water flow rate	Cooling	Nom.	l/s	25.5	29.6	31.8	38.1	44.8	50.3	54.8	59	66.8	74	81.4	88.7
	Water pressure drop	Cooling	Nom.	kPa	19	17	20	19	17	25	22	25	38	25	32	18
Compressor	Type				Driven vapour compression											
	Quantity				1					2						
Sound power level	Cooling	Nom.		dBA	101	105			107	106		107		108		110
Sound pressure level	Cooling	Nom.		dBA	82	86			88	87		88		89		90
Refrigerant	Type/GWP				R-1234(ze)/7											
	Charge			kg	125	124	105	145	190	210	230	250	220	280		320
	Circuits	Quantity			1					2						
Piping connections				mm	139.7			168.3	219.1							
	Condenser water inlet/outlet (OD)				168.3mm			219.1mm		168.3 / 168.3 mm				219.1 / 219.1 mm		
Unit	Running current	Cooling	Nom.	A	131.0	153.0	167.0	188.0	227.0	264.0	287.0	312.0	353.0	385.0	426.0	458.0
		Max		A	183	226	235	268	324	374	402	451	493	549	591	647
Power supply	Phase/Frequency/Voltage			Hz/V	3~/50/400											

performances according to CSS software 10.33

Water cooled screw inverter chiller, high efficiency, standard sound

EWWH-VZXS

Microtech 4

- High energy efficiency both at full and part load conditions
- Compact footprint through stacked heat exchanger lay-out
- Heat pump version with reversibility on water side (up to 75°C hot water production)
- Multiple options available: sound proof cabinet, rapid restart, removable electrical panel, etc. to adapt the unit to your specific application and need
- Thanks to a large operating envelope, the unit is suitable for all possible process and comfort applications
- High efficient flooded type heat exchanger allowing maximum unit performances
- One or two truly independent refrigerant circuits for outstanding reliability

More details and final information can be found by scanning or clicking the QR codes.

EWWH-VZXS

Cooling only/Heating only				EWWH-VZXS	335	365	450	525	580	670	800	875	950	C11	C12	C13	C14	C15
Space cooling	A Condition (35°C - 27/19)	Pdc		kW	329.01	364.52	448	520.61	579.19	665.41	788.2	877.36	952.01	1,028.81	1,169.3	1,288.48	1,421.75	1,540.03
	ηs,c			%	296	307.2	343.6	347.2	343.2	356	354.4	326	334	346.8			358	356.8
SEER					7.6	7.88	8.79	8.88	8.78	9.1	9.06	8.35	8.55	8.87			9.15	9.12
Cooling capacity	Nom.			kW	329	365	448	521	579	665	788	877	952	1,029	1,169	1,288	1,422	1,540
Power input	Cooling	Nom.		kW	60.5	66.6	81	96	109	121	147	168	185	198	224	248	276	298
Capacity control	Method				Variable													
	Minimum capacity			%	20							10						
EER					5.44	5.48	5.53	5.42	5.29	5.49	5.37	5.23	5.16	5.19	5.22	5.19	5.16	
IPLV					8.51	8.79	9.46	9.51	9.47	9.63	9.65	9.19	9.27	9.46	9.37	9.52	9.23	9.5
Dimensions	Unit	Height		mm	2,135		2,123	2,235		2,487		2,296		2,301	2,350	2,500	2,469	2,493
		Width		mm	1,178		1,179	1,189		1,303		1,484	1,639	1,579	1,580	1,610	1,704	1,769
		Length		mm	3,722		3,750	3,690		3,822		4,792		4,508		4,750	4,874	
Weight	Unit			kg	2,968	2,911	3,102	3,470	3,451	4,257	4,552	5,860	6,240	6,520	6,920	7,530	7,790	8,670
	Operation weight			kg	3,098	3,006	3,274	3,648	3,611	4,518	4,860	6,370	6,760	7,130	7,530	8,300	8,560	9,630
Water heat exchanger - evaporator	Type				Flooded shell and tube													
	Water volume			l	70	88	136	134		168	199	270		320		380	480	
	Water flow rate	Cooling	Nom.	l/s	15.8	17.5	21.4	24.9	27.7	31.8	37.7	41.9	45.5	49.1	55.9	61.6	67.9	73.6
	Water pressure drop	Cooling	Nom.	kPa	54	38	35	37	31	39	36	29	34	28	37	32	28	33
Water heat exchanger - condenser	Water volume			l	81	92	126	145	126	217	241	240	250	290		390	290	480
	Water flow rate	Cooling	Nom.	l/s	18.9	20.9	25.7	30	33.5	38.4	45.7	50.7	55.1	59.6	67.6	74.6	82.3	89.3
	Water pressure drop	Cooling	Nom.	kPa	19	16	13	12	15	13	16			13	19	16	23	16
Compressor	Type				Driven vapour compression													
	Quantity				1							2						
Sound power level	Cooling	Nom.		dBA	97	99	101	105			107	106		107		108	109	110
Sound pressure level	Cooling	Nom.		dBA	78	80	82	86			88	87		88		89		90
Refrigerant	Type/GWP				R-1234(ze)/7													
	Charge			kg	124	110	125	140	130	200	185	250	220	270	255	305	320	346
	Circuits	Quantity			1							2						
Piping connections				mm	139.7			168.3		219.1							273	
	Condenser water inlet/outlet (OD)				168.3mm		219.1mm					168.3 / 219.1 mm	219.1 / 219.1 mm					
Unit	Running current	Cooling	Nom.	A	96.0	106.0	129.0	151.0	173.0	187.0	226.0	259.0	284.0	304.0	341.0	379.0	421.0	454.0
		Max		A	134	149	183	226	247	268	324	374	402	451	493	549	591	647
Power supply	Phase/Frequency/Voltage			Hz/V	3~/50/400													

performances according to CSS software 10.33

Water cooled screw inverter chiller, premium efficiency, standard sound

EWWH-VZPS

Microtech 4

- Premium energy efficiency both at full and part load conditions
- Compact footprint through stacked heat exchanger lay-out
- Heat pump version with reversibility on water side (up to 75°C hot water production)
- Multiple options available: sound proof cabinet, rapid restart, removable electrical panel, etc. to adapt the unit to your specific application and need
- Thanks to a large operating envelope, the unit is suitable for all possible process and comfort applications
- High efficient flooded type heat exchanger allowing maximum unit performances
- One or two truly independent refrigerant circuits for outstanding reliability

More details and final information can be found by scanning or clicking the QR codes.

EWWH-VZPS

Cooling only/Heating only				EWWH-VZPS	370	530	680	880	C12	C13
Space cooling	A Condition (35°C - 27/19)	Pdc		kW	369.3	525.1	677.11	883.79	1,180.43	1,295.36
	ηs,c			%	316.8	352.8	363.6	334.4	352.4	348.8
SEER					8.12	9.02	9.29	8.56	9.01	8.92
Cooling capacity	Nom.			kW	369	525	677	884	1,180	1,295
Power input	Cooling	Nom.		kW	64.7	94.9	119	166	221	247
Capacity control	Method				Variable					
	Minimum capacity			%	20			10		
EER					5.71	5.53	5.67	5.34	5.35	5.25
IPLV					9.13	9.68	9.96	9.37	9.56	9.61
Dimensions	Unit	Height		mm	2,108	2,430	2,487	2,302	2,500	2,493
		Width		mm	1,179	1,287	1,303	1,579	1,610	1,769
		Length		mm	3,750	3,822		4,508	4,750	4,874
Weight	Unit			kg	3,247	4,082	4,346	6,310	7,530	8,250
	Operation weight			kg	3,375	4,349	4,660	6,900	8,300	9,200
Water heat exchanger - evaporator	Type				Flooded shell and tube					
	Water volume			l	96	168	199	320	380	480
	Water flow rate	Cooling	Nom.	l/s	17.7	25.1	32.3	42.2	56.4	61.9
	Water pressure drop	Cooling	Nom.	kPa	32	25	27	20	26	23
Water heat exchanger - condenser	Type				Shell and tube					
	Water volume			l	126	217	241	270	390	470
	Water flow rate	Cooling	Nom.	l/s	21.1	30.1	38.9	50.9	68	74.9
	Water pressure drop	Cooling	Nom.	kPa	9		12	13	12	16
Compressor	Type				Driven vapour compression					
	Quantity				1			2		
Sound power level	Cooling	Nom.		dBA	99	105		106	107	109
Sound pressure level	Cooling	Nom.		dBA	80	86		87	88	89
Refrigerant	Type/GWP				R-1234(ze)/7					
	Charge			kg	120	190	185	305	288	350
	Circuits	Quantity			1			2		
Piping connections				mm	139.7	219.1				273
	Condenser water inlet/outlet (OD)				219.1mm			219.1 / 219.1 mm		
Unit	Running current	Cooling	Nom.	A	104.0	150.0	185.0	257.0	338.0	378.0
		Max		A	149	226	268	374	493	549
Power supply	Phase/Frequency/Voltage			Hz/V	3~/50/400					

performances according to CSS software 10.33

INVERTER

Water to water screw inverter chiller, standard efficiency, standard sound

EWWS-VZ

- Optimized energy efficiency both at full and part load conditions
- Compact footprint through stacked heat exchanger lay-out
- Heat pump version with reversibility on water side (up to 60°C hot water production)
- Multiple options available: sound proof cabinet, rapid restart, removable electrical panel, etc. to adapt the unit to your specific application and need
- Thanks to a large operating envelope, the unit is suitable for all possible process and comfort applications
- High efficient flooded type heat exchanger allowing maximum unit performances
- One or two truly independent refrigerant circuits for outstanding reliability

More details and final information can be found by scanning or clicking the QR codes.

EWWS-VZSS

Cooling only/Heating only			EWWS-VZSS	600	700	740	880	C10	C12	C13	C14	C15	C17	C18	C20
Space cooling	A Condition (35°C - 27/19)	Pdc	kW	599.51	693.51	743.53	879.64	1,020.09	1,148.76	1,263.41	1,351.54	1,514.87	1,689.58	1,831.98	2,013.41
	ηs,c		%	316	314.4	313.2	320	313.2	321.2	314.8	312	297.6	313.6	304	318.4
SEER				8.1	8.06	8.03	8.2	8.03	8.23	8.07	8	7.64	8.04	7.8	8.16
Cooling capacity	Nom.		kW	600	694	744	880	1,020	1,149	1,263	1,352	1,515	1,690	1,832	2,013
Power input	Cooling	Nom.	kW	120.1	143.3	154.7	175.2	212.7	251.8	273.9	301	343	367.4	413.5	437.2
Capacity control	Method			Variable											
	Minimum capacity		%	20					10						
EER				4.99	4.84	4.81	5.02	4.8	4.56	4.61	4.49	4.42	4.6	4.43	4.61
IPLV				9.02	9.15		8.84	8.88	9.06	9.31	9.23	8.9	9.18	8.88	9.05
Dimensions	Unit	Height	mm	2,123			2,292	2,487	2,296				2,350	2,338	2,498
		Width	mm	1,178	1,179		1,233	1,303	1,484	1,487		1,484	1,580	1,627	1,753
		Depth	mm	3,722	3,750		3,690	3,822	4,792				4,508		4,750
Weight	Unit		kg	2,892	2,928	2,941	3,451	4,237	5,570	5,790	5,820	6,220	6,890	7,260	8,260
	Operation weight		kg	2,977	3,033	3,053	3,611	4,488	5,980	6,220	6,290	6,690	7,480	7,830	9,070
Water heat exchanger - evaporator	Type			Flooded shell and tube											
	Water volume		l	88		96	134	156	230		270		320		380
	Water flow rate	Cooling Nom.	l/s	28.7	33.3	35.7	42.2	48.9	55	60.6	64.7	72.6	80.9	87.8	96.4
	Water pressure drop	Cooling Nom.	kPa	80	108	89	100	103	69	85	70	89	79	92	81
Water heat exchanger - condenser	Type			Flooded Shell & Tube											
	Water volume		l	81	102		126	217	180	200			270	250	430
	Water flow rate	Cooling Nom.	l/s	34.5	40.1	43.2	50.6	59.3	67.1	73.7	79.2	89	98.7	107	117
	Water pressure drop	Cooling Nom.	kPa	31	29	32	29	33	43	38	44	64	41	53	36
Compressor	Type			Driven vapour compressor											
	Quantity			1					2						
Sound power level	Cooling	Nom.	dBA	101	105			107	106		107		108		110
Sound pressure level	Cooling	Nom.	dBA	82	86			88	87		88		89		90
Refrigerant	Type/GWP			R-513A/631											
	Charge		kg	100	110		170	180	250	260	270	290	295	320	350
	Circuits	Quantity		1					2						
Piping connections			mm	139.7			168.3	219.1							
			mm	168.3			219.1		168.3				219.1		

performances according to CSS software 10.33

INVERTER

Water to water screw inverter chiller, high efficiency, standard sound

EWWS-VZ

- High energy efficiency both at full and part load conditions
- Compact footprint through stacked heat exchanger lay-out
- Heat pump version with reversibility on water side (up to 62°C hot water production)
- Multiple options available: sound proof cabinet, rapid restart, removable electrical panel, etc. to adapt the unit to your specific application and need
- Thanks to a large operating envelope, the unit is suitable for all possible process and comfort applications
- High efficient flooded type heat exchanger allowing maximum unit performances
- One or two truly independent refrigerant circuits for outstanding reliability

More details and final information can be found by scanning or clicking the QR codes.

EWWS-VZXS

Cooling only/Heating only			EWWS-VZXS	450	490	600	700	780	890	C10	C12	C13	C14	C16	C17	C19	C20
Space cooling	A Condition (35°C - 27/19)	Pdc	kW	441.23	493.3	605.32	704.66	783.15	888.89	1,038.67	1,178.53	1,287.26	1,390.42	1,570.18	1,725.3	1,876.17	2,045.66
	ηs,c		%	306.4	313.6	328.4	329.2	328	328.4	328.8	331.2	326.4	329.2	331.2	326.4	323.2	326.8
SEER				7.86	8.04	8.41	8.43	8.4	8.41	8.42	8.48	8.36	8.43	8.48	8.36	8.28	8.37
Cooling capacity	Nom.		kW	441	493	605	705	783	889	1,039	1,179	1,287	1,390	1,570	1,725	1,876	2,046
Power input	Cooling	Nom.	kW	87.8	96.8	116.8	138.6	157.7	171.3	207.8	239.2	263.6	282.6	319.6	354.3	396.6	425.5
Capacity control	Method			Variable													
	Minimum capacity		%	20							10						
EER				5.02	5.1	5.18	5.09	4.97	5.19	5	4.93	4.88	4.92	4.91	4.87	4.73	4.81
IPLV				8.87	9.01	9.29	9.43	9.39	8.96	9.27	9.24	9.48	9.43	9.39	9.29	9.15	
Dimensions	Unit	Height	mm	2,135		2,123	2,235		2,487		2,296		2,301	2,350	2,500	2,469	2,493
		Width	mm	1,178		1,179	1,189		1,303		1,484	1,639	1,579	1,580	1,610	1,704	1,769
		Depth	mm	3,722		3,750	3,690		3,822		4,792		4,508		4,750	4,874	
Weight	Unit		kg	2,968	2,911	3,102	3,470	3,451	4,257	4,552	5,860	6,240	6,520	6,920	7,530	7,790	8,670
	Operation weight		kg	3,098	3,006	3,274	3,648	3,611	4,518	4,860	6,370	6,760	7,130	7,530	8,300	8,560	9,630
Water heat exchanger - evaporator	Type			Flooded shell and tube													
	Water volume		l	70	88	136	134		168	199	270		320		380	480	
	Water flow rate	Cooling Nom.	l/s	21.2	23.6	29	33.7	37.5	42.6	49.7	56.4	61.6	66.5	75.2	82.6	89.7	97.9
	Water pressure drop	Cooling Nom.	kPa	91	64	61	65	57	69	60	53	64	53	68	59	50	60
Water heat exchanger - condenser	Type			Flooded Shell & Tube													
	Water volume		l	81	92	126	145	126	217	241	240	250	290		390	290	480
	Water flow rate	Cooling Nom.	l/s	25.8	28.7	34.5	40.4	45.1	50.8	59.8	68	74.4	80.2	90.7	99.8	108	118
	Water pressure drop	Cooling Nom.	kPa	31	27	22	20	24	25		28		21	32	27	36	27
Compressor	Type			Driven vapour compressor													
	Quantity			1							2						
Sound power level	Cooling	Nom.	dBA	97	99	101	105			107	106		107		108	109	110
Sound pressure level	Cooling	Nom.	dBA	78	80	82	86			88	87		88		89		90
Refrigerant	Type/GWP			R-513A/631													
	Charge		kg	95		130	110	170	210	185	250	260	290		320		350
	Circuits	Quantity		1							2						
Piping connections			mm	139.7			168.3		219.1							273	
			mm	168.3		219.1					168.3 /219.1	219.1					

performances according to CSS software 10.33

INVERTER

Water to water screw inverter chiller, premium efficiency, standard sound

EWWS-VZ

- Premium energy efficiency both at full and part load conditions
- Compact footprint through stacked heat exchanger lay-out
- Heat pump version with reversibility on water side (up to 62°C hot water production)
- Multiple options available: sound proof cabinet, rapid restart, removable electrical panel, etc. to adapt the unit to your specific application and need
- Thanks to a large operating envelope, the unit is suitable for all possible process and comfort applications
- High efficient flooded type heat exchanger allowing maximum unit performances
- One or two truly independent refrigerant circuits for outstanding reliability

More details and final information can be found by scanning or clicking the QR codes.

EWWS-VZPS

Cooling only/Heating only				EWWS-VZPS	500	710	900	C12	C16	C17
Space cooling	A Condition (35°C - 27/19)	Pdc		kW	500.08	710.08	898.24	1,187.65	1,585.78	1,735.47
	ηs,c			%	321.6	334	335.2	336.4		330
SEER					8.24	8.55	8.58	8.61		8.45
Cooling capacity	Nom.			kW	500	710	898	1,188	1,586	1,735
Power input	Cooling	Nom.		kW	91.3	133.8	165.1	235.4	313.7	350.7
Capacity control	Method				Variable					
	Minimum capacity			%	20			10		
EER					5.48	5.31	5.44	5.05		4.95
IPLV					9.13	9.48	9.17	9.36	9.48	9.4
Dimensions	Unit	Height		mm	2,108	2,430	2,487	2,302	2,500	2,493
		Width		mm	1,179	1,287	1,303	1,579	1,610	1,769
		Depth		mm	3,750	3,822		4,508	4,750	4,874
Weight	Unit			kg	3,247	4,082	4,346	6,310	7,530	8,250
	Operation weight			kg	3,375	4,349	4,660	6,900	8,300	9,200
Water heat exchanger - evaporator	Type				Flooded shell and tube					
	Water volume			l	96	168	199	320	380	480
	Water flow rate	Cooling	Nom.	l/s	23.9	34	43	56.8	75.8	83
	Water pressure drop	Cooling	Nom.	kPa	57	44	46	39	50	42
Water heat exchanger - condenser	Type				Flooded Shell & Tube					
	Water volume			l	126	217	241	270	390	470
	Water flow rate	Cooling	Nom.	l/s	28.9	40.6	51.1	68.3	91.1	100
	Water pressure drop	Cooling	Nom.	kPa	16	17	19	21		27
Compressor	Type				Driven vapour compressor					
	Quantity				1			2		
Sound power level	Cooling	Nom.		dBA	99	105		106	107	109
Sound pressure level	Cooling	Nom.		dBA	80	86		87	88	89
Refrigerant	Type/GWP				R-513A/631					
	Charge			kg	130	180		190	320	350
	Circuits	Quantity			1			2		
Piping connections				mm	139.7	219.1				273
				mm	219.1					

performances according to CSS software 10.33

Condenserless scroll chiller

- One of the most compact units on the market: 600mm x 600mm x 600mm
- Low energy consumption
- Low operating sound level
- Easy installation and maintenance
- Stainless steel plate heat exchanger
- Low refrigerant volume
- Standard integrated: pressure ports, flow switch, filter, shut-off valves and air purge
- Advanced µC²SE controller for direct connection to a Modbus based BMS or to a remote user interface

EWLQ-KBW1N µC²SE

PRODUCT LAUNCH FOR THE NEW HYDROCUBES SCHEDULED ON APRIL 2022

More details and final information can be found by scanning or clicking the QR codes.

EWLQ-KBW1N

Cooling Only				EWLQ-KBW1N	014	025	033	049	064
Cooling capacity	Nom.			kW	12.05	21.87	27.96	43.4	56.71
Power input	Cooling	Nom.		kW	3.54	6.42	8.26	12.74	16.2
EER					3.402	3.406	3.386	3.406	3.501
Dimensions	Unit	Height		mm	600				
		Width		mm	600				
		Depth		mm	600			1,200	
Weight	Unit			kg	104	138	149	252	274
Water heat exchanger - evaporator	Type				Brazed plate				
	Water pressure drop	Cooling	Nom.	kPa	16.5	24.2	22.1	20	22.2
Compressor	Type				Scroll compressor				
	Quantity				1			2	
Sound power level	Cooling	Nom.		dBA	64.0		71.0	67.0	74.0
		Nom.		dBA	64.0		71.0	67.0	74.0
Operation range	Evaporator	Cooling	Min.~Max.	°CDB	-10~20				
	Condenser	Cooling	Min.~Max.	°CDB	25~60				
Refrigerant	Type				R-410A				
	Circuits	Quantity			1			2	
Piping connections	Evaporator water inlet/outlet (OD)				G1"			G1" 1/2	
Power supply	Phase/Frequency/Voltage			Hz/V	3~/50/400				

Condenserless multi-scroll chiller, standard efficiency, standard sound

- Single refrigerant circuit (2 scroll compressors) with single evaporator
- For chilled water production, to be combined with a remote condensing unit
- Compact design to allow easy indoor installation or retrofit operations
- Conceived for stacked installation of two single circuit units to reduce the footprint
- High efficiency and reliable scroll compressor
- Stainless steel plate heat exchanger

EWLQ-G-SS Microtech 4

More details and final information can be found by scanning or clicking the QR codes.

EWLQ-G-SS

Cooling only				EWLQ-G-SS	090	100	120	130	150	170	190	210	240	300	360
Cooling capacity	Nom.			kW	86.5	98.4	110	125	139	160	181	206	231	290	346
Power input	Cooling	Nom.		kW	22.4	25.8	29.2	33.0	36.8	42.0	47.0	54.2	59.9	75.6	91.8
Capacity control	Method				Step										
	Minimum capacity			%	50.0	43.0	50.0	44.0	50.0	45.0	50.0	43.0	50.0	40.0	50.0
EER					3.86	3.81	3.78	3.79		3.80	3.86	3.80	3.85	3.84	3.77
Dimensions	Unit	Height		mm	1,066									1,186	
		Width		mm	928										
		Length		mm	2,743										
Weight	Unit			kg	494	578	686	714	742	773	807	838	852	967	1,046
	Operation weight			kg	525	615	729	760	791	826	863	901	916	1,044	1,134
Water heat exchanger - evaporator	Type				Plate heat exchanger										
	Water volume			l	6	8		10	12	13	15	17		27	34
	Water flow rate	Nom.		l/s	4.2	4.7	5.3	6.0	6.7	7.7	8.7	9.8	11.1	13.9	16.6
	Water pressure drop	Cooling	Nom.	kPa	44		35	29		31	33	30	38	41	
Compressor	Type				Scroll compressor										
	Quantity				2										
Sound power level	Cooling	Nom.		dBA	80.0	83.0	85.0	87.0	88.0			90.0	92.0	93.0	
Sound pressure level	Cooling	Nom.		dBA	64.0	67.0	69.0	70.0	72.0			74.0	76.0		77.0
Operation range	Evaporator	Cooling	Min.~Max.	°CDB	-10~15										
	Condenser	Cooling	Min.~Max.	°CDB	30~60										
Refrigerant	Type / GWP				R-410A / 2,087.5										
	Circuits	Quantity			1										
Piping connections	Evaporator water inlet/outlet (OD)				1" 1/2		2" 1/2							3"	
Unit	Starting current	Max		A	204	255	261	308	316	354	368	466	481.0	640	677
	Running current	Cooling	Nom.	A	39	42	45	51	57	64	70	81	88	111	135
		Max		A	59	66	72	80	88	102	116	131	145	183	221
Power supply	Phase/Frequency/Voltage			Hz/V	3~/50/400										

Condenserless multi-scroll chiller, standard efficiency, standard sound

- Dual refrigerant circuit (4 scroll compressors) with single evaporator
- For chilled water production, to be combined with a remote condensing unit
- Compact design to allow easy indoor installation or retrofit operations
- High efficiency and reliable scroll compressor
- Stainless steel plate heat exchanger

EWLQ-L-SS Microtech 4

More details and final information can be found by scanning or clicking the QR codes.

EWLQ-L-SS

Cooling only				EWLQ-L-SS	180	205	230	260	290	330	380	430	480	540	600	660	720
Cooling capacity	Nom.			kW	173	197	224	249	279	317	361	409	459	511	571	624	676
Power input	Cooling	Nom.		kW	44.3	51.1	57.9	65.6	73.2	83.8	93.5	108	119	135	152	168	184
Capacity control	Method				Step												
	Minimum capacity			%	25.0	21.0	25.0	22.0	25.0	23.0	25.0	21.0	25.0	22.0	20.0	18.0	25.0
EER					3.91	3.86	3.87	3.79	3.81	3.78	3.86	3.79	3.84	3.78	3.76	3.71	3.67
Dimensions	Unit	Height		mm	1,970									2,090	2,210		
		Width		mm	928												
		Length		mm	2,801												
Weight	Unit			kg	832	1,007	1,202	1,252	1,333	1,380	1,432	1,511	1,560	1,609	1,694	1,833	1,957
	Operation weight			kg	894	1,081	1,292	1,345	1,436	1,486	1,547	1,638	1,690	1,741	1,844	1,990	2,120
Water heat exchanger - evaporator	Type				Plate heat exchanger												
	Water volume			l	19	22	29		35		41	49			62		
	Water flow rate	Nom.		l/s	8.3	9.5	10.7	11.9	13.4	15.2	17.3	19.6	21.9	24.5	27.3	29.9	32.4
	Water pressure drop	Cooling	Nom.	kPa	25		20	25	22	29			36	45	44	52	62
Compressor	Type				Scroll compressor												
	Quantity				4												
Sound power level	Cooling	Nom.		dBA	83.0	86.0	88.0	90.0	91.0			93.0	95.0			96.0	
Sound pressure level	Cooling	Nom.		dBA	65.0	68.0	70.0	72.0	74.0		73.0	76.0	77.0		78.0		
Operation range	Evaporator	Cooling	Min.~Max.	°CDB	-10~15												
	Condenser	Cooling	Min.~Max.	°CDB	30~60												
Refrigerant	Type / GWP				R-410A / 2,087.5												
	Circuits	Quantity			2												
Piping connections	Evaporator water inlet/outlet (OD)				3"												
Unit	Starting current	Max		A	263	320	333	388	403	456	484	597	626	785	822	860	898
	Running current	Cooling	Nom.	A	78	84	90	102	114	128	141	161	176	199	223	246	269
		Max		A	118	131	144	160	175	205	232	262	290	328	366	403	441
Power supply	Phase/Frequency/Voltage			Hz/V	3~/50/400												

Condenserless screw chiller, standard efficiency, standard sound

- Compact design to allow easy indoor installation or retrofit operations
- Daikin semi-hermetic single screw stepless compressor
- High energy efficiency both at full and part load conditions
- Chilled water temperatures down to -10°C on standard unit
- Optimised for use with R-134a
- MicroTech 4 controller with superior control logic and easy interface

EWLD-J-SS

Microtech 4

More details and final information can be found by scanning or clicking the QR codes.

EWLD-J-SS

Cooling only				EWLD-J-SS	110	130	145	165	195	235	265
Cooling capacity	Nom.			kW	110	128	142	163	191	236	264
Power input	Cooling	Nom.		kW	31.2	38.4	43.8	50.4	56.0	66.0	75.3
Capacity control	Method				Stepless						
	Minimum capacity			%	25.0						
EER					3.51	3.33	3.25	3.24	3.42	3.58	3.51
Dimensions	Unit	Height		mm	1,020						
		Width		mm	913						
		Length		mm	2,684						
Weight	Unit			kg	1,124	1,141	1,237	1,263	1,305	1,489	1,489
	Operation weight			kg	1,138	1,159	1,253	1,281	1,327	1,518	1,518
Water heat exchanger - evaporator	Type				Plate heat exchanger						
	Water volume			l	14	18	14	17	20	26	26
	Water flow rate	Nom.		l/s	5.2	6.1	6.8	7.8	9.2	11.3	12.6
	Water pressure drop	Cooling	Nom.	kPa	14	13	39	37	33	26	32
Compressor	Type				Single screw compressor						
	Quantity				1						
Sound power level	Cooling	Nom.		dBA	89.0						
Sound pressure level	Cooling	Nom.		dBA	79.0						
Operation range	Evaporator	Cooling	Min.~Max.	°CDB	-10~15						
	Condenser	Cooling	Min.~Max.	°CDB	25~60						
Refrigerant	Type / GWP				R-134a / 1,430						
	Circuits	Quantity			1						
Piping connections	Evaporator water inlet/outlet (OD)				76.2 mm						
Unit	Maximum starting current			A	153		197		197	290	290
	Nominal running current (RLA)		Cooling	A	52	62	72	81	91	107	120
	Maximum running current			A	85	103	114	130	154	168	201
Power supply	Phase/Frequency/Voltage			Hz/V	3~/50/400						

performances according to CSS software 10.34

Condenserless screw chiller, standard efficiency, standard sound

- HFO R-1234ze(E) Refrigerant with Ozone Depletion Potential equal to zero and extremely low Global Warming Potential
- Daikin semi-hermetic single screw compressor
- Direct expansion plate to plate evaporator
- Shell and tube condenser
- Silver efficiency and standard sound
- Upgrade to new MicroTech 4 controller

EWLH-J_EWLS-J

Microtech 4

More details and final information can be found by scanning or clicking the QR codes.

EWLH-J-SS

				EWLH-J-SS	080	100	110	130	140	170	190
Cooling capacity	Nom.			kW	84	102	109	127	143	174	193
Power input	Cooling	Nom.		kW	23.3	28.1	31.8	37	41.5	49.6	56.3
Capacity control	Method				Stepless						
	Minimum capacity			%	25						
EER					3.62		3.43	3.42	3.43	3.51	3.43
Dimensions	Unit	Height		mm	1,020						
		Width		mm	913						
		Length		mm	2,684						
Weight	Unit			kg	1,124	1,141	1,237	1,263	1,305	1,489	
	Operation weight			kg	1,138	1,159	1,253	1,281	1,327	1,518	
Water heat exchanger - evaporator	Type				Plate heat exchanger						
	Water volume			l	14	18	14	17	20	26	
	Water flow rate	Cooling	Nom.	l/s	4	4.9	5.2	6	6.8	8.3	9.2
	Water pressure drop	Cooling	Nom.	kPa	9.7	9.9	17.5	17.6	16.2	15.5	18.7
Compressor	Type				Single screw compressor						
	Quantity				1						
Sound power level	Cooling	Nom.		dBA	88.9						
Sound pressure level	Cooling	Nom.		dBA	79						
Refrigerant	Type				R-1234(ze)						
	Circuits	Quantity			1						
Piping connections				mm	76.2						
Unit	Starting current	Max		A	153		197			290	
	Running current	Cooling	Nom.	A	42	48	59	65	72	84	92
		Max		A	75	90	100	114	143	158	178
Power supply	Phase/Frequency/Voltage			Hz/V	3~/50 /400						

performances according to CSS software 10.34

Condenserless screw chiller, standard efficiency, standard sound

- Refrigerant R-513A
- Daikin semi-hermetic single screw compressor
- Direct expansion plate to plate evaporator
- Shell and tube condenser
- Silver efficiency and standard sound
- Upgrade to new MicroTech 4 controller

EWLH-J_EWLS-J

Microtech 4

More details and final information can be found by scanning or clicking the QR codes.

EWLS-J-SS

				EWLS-J-SS	110	130	150	170	200	240	270
Cooling capacity	Nom.			kW	111	132	150	175	200	236	268
Power input	Cooling	Nom.		kW	32.2	38.7	44.8	51.2	58.2	69.4	78.8
Capacity control	Method				Stepless						
	Minimum capacity			%	25						
EER					3.44	3.4	3.35	3.41	3.44	3.41	3.4
Dimensions	Unit	Height		mm	1,020						
		Width		mm	913						
		Length		mm	2,684						
Weight	Unit			kg	1,124	1,141	1,237	1,263	1,305	1,489	
	Operation weight			kg	1,138	1,159	1,253	1,281	1,327	1,518	
Water heat exchanger - evaporator	Type				Plate heat exchanger						
	Water volume			l	14	18	14	17	20	26	
	Water flow rate	Cooling	Nom.	l/s	5.3	6.3	7.2	8.4	9.6	11.3	12.8
	Water pressure drop	Cooling	Nom.	kPa	16	15.8	31.1	31.5	30	27	33.8
Compressor	Type				Single screw compressor						
	Quantity				1						
Sound power level	Cooling	Nom.		dBA	88.9						
Sound pressure level	Cooling	Nom.		dBA	79						
Refrigerant	Type				R-513A						
	Circuits	Quantity			1						
Piping connections				mm	76.2						
Unit	Starting current	Max		A	154		198			291	
	Running current	Cooling	Nom.	A	54	65	75	84	94	111	125
		Max		A	81	96	108	122	141	164	185
Power supply	Phase/Frequency/Voltage			Hz/V	3~/50 /400						

performances according to CSS software 10.34

Condenserless screw chiller, standard efficiency, standard sound

- DX shell and tube evaporator – one pass refrigerant side for easy oil circulation and return
- Stepless single-screw compressor
- Standard electronic expansion valve
- Optimised for use with R-134a

More details and final information can be found by scanning or clicking the QR codes.

EWLD-I-SS

Cooling only				EWLD-I-SS	320	400	420	500	600	650	750	800	850	900	950	C10	C11	C12	C13	C14	C15	C16	C17
Cooling capacity	Nom.			kW	315	374	437	509	607	670	740	802	865	935	975	1,029	1,097	1,144	1,210	1,278	1,330	1,381	1,433
Power input	Cooling	Nom.		kW	80.3	96.0	113	134	160	175	192	208	224	246	264	283	286	302	318	336	356	375	395
Capacity control	Method				Stepless																		
	Minimum capacity			%	25.0				12.5							8.3							
EER					3.93	3.89	3.88	3.79	3.80	3.82	3.86			3.81	3.69	3.64	3.83	3.79	3.80		3.74	3.68	3.63
Dimensions	Unit	Height		mm	1,899				2,325							2,415							
		Width		mm	1,464											2,135							
		Length		mm	3,114				4,391							4,426							
Weight	Unit			kg	1,861		1,869	1,884	3,331	3,339	3,347	3,356	3,364	3,412		5,146	5,167		5,188	5,208			
	Operation weight			kg	2,054		2,052	2,056	3,602		3,603	3,604	3,605	3,645		5,667	5,671		5,677	5,680			
Water heat exchanger - evaporator	Type				Single pass shell and tube																		
	Water volume			l	193		183	172	271	263	256	248	241	233		504		489	472	504		489	472
	Water flow rate	Nom.		l/s	15.1	17.9	20.9	24.4	29.1	32.1	35.4	38.4	41.4	44.8	46.7	49.3	52.5	54.8	57.9	61.2	63.7	66.1	68.6
	Water pressure drop	Cooling	Total	kPa	34	46	49	56	50	40	52	49	40	49	36	54	47	51	43	53	57	61	65
Compressor	Type				Single screw compressor																		
	Quantity				1				2							3							
Sound power level	Cooling	Nom.		dBA	94.0	97.0					98.0	99.0	100.0					101.0		103.0			
Sound pressure level	Cooling	Nom.		dBA	75.0	76.0	78.0				79.0	80.0	81.0			80.0		81.0		83.0			
Operation range	Evaporator	Cooling	Min.~Max.	°CDB	-8~15																		
	Condenser	Cooling	Min.~Max.	°CDB	25~60																		
Refrigerant	Type / GWP				R-134a / 1,430																		
	Circuits	Quantity			1				2							3							
Piping connections	Evaporator water inlet/outlet (OD)				42mm																		
Unit	Maximum starting current			A	330	464			493	627	650	681		703		836		867	898		920	942	
	Nominal running current (RLA)		Cooling	A	131	157	181	214	260	287	313	338	361	391	420	448	470	493	517	542	571	601	631
	Maximum running current			A	204	233	271	299	407	436	465	504	542	570	597	670	698	737	775	814	841	868	896
Power supply	Phase/Frequency/Voltage			Hz/V	3~/50/400																		

INVERTER

Water cooled centrifugal chiller, high efficiency, standard sound

- No friction loss, no oil contamination, no additional oil management systems and an increased equipment life thanks to the magnetic bearing technology
- Excellent part load efficiency
- Totally oil-free operation resulting in reduced maintenance costs and increased reliability
- Compact footprint through stacked heat exchanger lay-out
- Increased installation flexibility thanks to limited dimensions
- Easy handling: thanks to its compact size, it can easily pass through the doorway
- MicroTech 4 controller with superior control logic and easy interface
- A wide portfolio of options is available to meet different requirements.
- The compressor vibration levels are extremely low as a result of the high-speed design
- Optimized for highly efficient R134a refrigerant and compatible with next generation refrigerants

More details and final information can be found by scanning or clicking the QR codes.

EWWD-DZXS

Cooling Only				EWWD-DZXS	320	440	530	610	640	700	880	C10	C13	C14	C15	C21
Space cooling	A Condition (35°C - 27/19)	Pdc		kW	320.01	443.01	528	610.02	638.01	699.97	883.01	1,056	1,325.26	1,402	1,564.57	2,070.42
	ηs,c			%	334	314	324	344	349	342	350	363	349.8	362	360.6	365.4
SEER					8.72	8.65	9.08	8.91	8.95	8.79	8.99	9.31	8.86	9.32	9.13	9.28
Cooling capacity	Nom.			kW	320	443	528	610	638	700	883	1,056	1,325	1,402	1,565	2,070
Power input	Cooling	Nom.		kW	66.5	88.5	102	124.7	131	126	176	205	272	256	310	391
Capacity control	Method				Variable											
	Minimum capacity			%	30	21		16	15	18	11		7	9	8	6
EER					4.81	5	5.14	4.89	4.85	5.53	5.01	5.15	4.88	5.46	5.04	5.3
ESEER					7.94	7.92	8.2	7.78	8.16	8.08	8.09	8.39	-	8.29	-	
IPLV					9.38	9.33	9.7	9.41	9.5	9.86	9.52	9.91	9.18	10.1	9.5	9.42
Dimensions	Unit	Height		mm	1,865			1,985				2,200	2,083	2,200	2,225	2,290
		Width		mm	1,055			1,160				1,270	1,510	1,270	1,510	
		Length		mm	3,625				3,585			3,580	4,793	3,580	4,768	4,812
Weight	Unit			kg	1,700	1,900	2,000	2,850		2,600	2,900	3,600	4,350	3,800	4,750	5,500
	Operation weight			kg	1,973	2,216	2,347	3,197	3,344	3,102	3,458	4,292	5,020	4,579	5,540	6,570
Water heat exchanger - evaporator	Type				Flooded shell and tube											
	Water volume			l	70	96	107		134		156	199	271.8	229	317.4	444.3
	Water flow rate	Nom.		l/s	15.3	21.2	25.3	29.1	30.5	33.5	42.3	50.6	-	67.2	-	
		Cooling	Nom.	l/s	-								63.4	-	74.9	99.1
	Water pressure drop	Cooling	Nom.	kPa	47.4	40.6	45	59.1	51	61.3	64	60.4	60.1	74	61.1	71.9
Water heat exchanger - condenser	Type				Shell and tube								Flooded Shell & Tube	Shell and tube	Flooded Shell & Tube	
	Water volume			l	83	100	120		170	188	211	263	359.9	320	442.6	603.6
	Water flow rate	Nom.		l/s	18.3	25.3	30.1	35.1	36.7	39.4	50.5	60.1	-	79.1	-	
		Cooling	Nom.	l/s	-								76.1	-	89.5	117
	Water pressure drop	Cooling	Nom.	kPa	49.2	59.5	54.5	74	46.2	41.6	50.9	50.3	56	52.9	43	57
Compressor	Type				Driven vapour compressor											
	Quantity				1			2		1	2		3	2	3	
Sound power level	Cooling	Nom.		dBA	87.9	88.9	89.9	91.1	91	91.1	92	93.3	99	94.3	100	101
Sound pressure level	Cooling	Nom.		dBA	69.6	70.6	71.6	72.6			73.6	74.6	80	75.6	81	82
Operation range	Evaporator	Cooling	Min.~Max.	°CDB	4~20											
	Condenser	Cooling	Min.~Max.	°CDB	20~55		20~42	20~55		20~42	20~55	20~42	20~55	20~42		
Refrigerant	Type/GWP				R-134a/1,430											
	Charge			kg	120				180			230	320	230	340	390
	Circuits	Quantity			1											
Refrigerant charge				TCO2Eq	172				257			329	-	329	-	
Piping connections				mm	139.7				168.3					219.1		
Piping connections				mm	139.7					168.3					219.1	
Unit	Running current	Cooling	Nom.	A	100.55	138.22	155.23	203.41	200.56	190.23	274.86	309.17	445	383.87	471.7	588
		Max		A	134	208	166	267		196	417	331	631	392	511	589
Power supply	Phase/Frequency/Voltage			Hz/V	3~/50/400											

performances according to CSS software 10.27

INVERTER

Water cooled centrifugal chiller, high efficiency, standard sound

- No friction loss, no oil contamination, no additional oil management systems and an increased equipment life thanks to the magnetic bearing technology
- Excellent part load efficiency
- Totally oil-free operation resulting in reduced maintenance costs and increased reliability
- Compact footprint through stacked heat exchanger lay-out
- Increased installation flexibility thanks to limited dimensions
- Easy handling: thanks to its compact size, it can easily pass through the doorway
- MicroTech 4 controller with superior control logic and easy interface
- A wide portfolio of options is available to meet different requirements.
- The compressor vibration levels are extremely low as a result of the high-speed design
- Optimized for highly efficient R134a refrigerant and compatible with next generation refrigerants

DAIKIN mAP

More details and final information can be found by scanning or clicking the QR codes.

EWWD-DZXE

Cooling Only				EWWD-DZXE	340	470	570	670	680	740	950	C10	C11	C14	C15	C17	C22
Space cooling	A Condition (35°C - 27/19)	Pdc		kW	341.01	474.02	566	670	682	741.96	946	1,038.18	1,130	1,436.52	1,477.93	1,684.76	2,172.91
	ηs,c			%	335	316	326	345	349	346	352	339.8	365	350.6	366	359	370.2
SEER					8.67	8.7	9.14	8.89	8.99	8.9	9.06	8.83	9.39	8.91	9.43	9.14	9.41
Cooling capacity	Nom.			kW	341	474	566	670	682	742	946	1,038	1,130	1,437	1,478	1,685	2,173
Power input	Cooling	Nom.		kW	69.9	93.5	108	138.4	138	131	186	210	216	288	263	329	393
Capacity control	Method				Variable												
	Minimum capacity			%	29	20		15		17	10			7	9	7	6
EER					4.88	5.07	5.22	4.84	4.91	5.65	5.08	4.94	5.23	4.98	5.6	5.12	5.53
ESEER					7.81	7.83	8.11	7.52	8	8.09	7.96	-	8.26	-	8.22	-	
IPLV					9.29	9.3	9.71	9.22	9.37	9.9	9.46	9.33	9.86	9.2	10.1	9.49	9.52
Dimensions	Unit	Height		mm	1,865			1,985				2,082	2,200	2,083	2,200	2,225	2,290
		Width		mm	1,055			1,160				1,510	1,270	1,510	1,270	1,510	
		Length		mm	3,625				3,585			4,688	3,580	4,793	3,580	4,768	4,812
Weight	Unit			kg	1,750	1,950	2,050	2,850		2,650	3,000	4,400	3,700	4,700	3,900	5,100	5,900
	Operation weight			kg	2,033	2,276	2,407	3,197	3,354	3,162	3,568	4,970	4,412	5,370	4,699	5,890	6,920
Water heat exchanger - evaporator	Type				Flooded shell and tube												
	Water volume			l	70	96	107		134		156	207.3	199	317.4	229	317.4	444.3
	Water flow rate	Nom.		l/s	16.4	22.7	27.1	32	32.7	35.6	45.3	-	54.1	-	70.9	-	
		Cooling	Nom.	l/s	-							49.1	-	68	-	80.4	103
	Water pressure drop	Cooling	Nom.	kPa	54.2	46.5	51.5	71.4	58.3	68.7	73.2	61.4	68.9	70.7	82	70.7	78.9
Water heat exchanger - condenser	Type				Shell and tube							Flooded Shell & Tube	Shell and tube	Flooded Shell & Tube	Shell and tube	Flooded Shell & Tube	
	Water volume			l	83	100	120		170	188	211	326.4	263	359.9	320	442.6	603.6
	Water flow rate	Nom.		l/s	19.6	27	32.1	38.6	39.1	41.6	53.9	-	64.1	-	83	-	
		Cooling	Nom.	l/s	-							58.9	-	81.4	-	95.8	121
	Water pressure drop	Cooling	Nom.	kPa	56.4	68.4	62.4	90	52.9	46.7	58.3	44	57.6	66	58.5	50	62
Compressor	Type				Driven vapour compressor												
	Quantity				1			2		1	2	3	2	3	2	3	
Sound power level	Cooling	Nom.		dBA	87.9	88.9	89.9	91.1	91	91.1	92	98	93.3	99	94.3	100	101
Sound pressure level	Cooling	Nom.		dBA	69.6	70.6	71.6	72.6			73.6	79	74.6	80	75.6	81	82
Operation range	Evaporator	Cooling	Min.~Max.	°CDB	4~20												
	Condenser	Cooling	Min.~Max.	°CDB	20~55		20~42	20~55		20~42	20~55		20~42	20~55	20~42		
Refrigerant	Type/GWP				R-134a/1,430												
	Charge			kg	130			120	200	190	200	350	250	400	250	420	470
	Circuits	Quantity			1												
Refrigerant charge				TCO2Eq	186			172	286	272	286	-	358	-	358	-	
Piping connections				mm	139.7				168.3				219.1				
Piping connections				mm	139.7				168.3						219.1		
Unit	Running current	Cooling	Nom.	A	105.42	144.7	162.48	212.9	210.15	196	287.44	318.3	323.53	425.9	392	496	588
		Max		A	134	208	166	267		196	417	406	331	631	392	511	589
Power supply	Phase/Frequency/Voltage			Hz/V	3~/50/400												

performances according to CSS software 10.27

INVERTER

Water cooled centrifugal chiller, high efficiency, standard sound

- No friction loss, no oil contamination, no additional oil management systems and an increased equipment life thanks to the magnetic bearing technology
- Excellent part load efficiency
- Totally oil-free operation resulting in reduced maintenance costs and increased reliability
- Compact footprint through stacked heat exchanger lay-out
- HFO R1234zeE Refrigerant with Ozone Depletion Potential equal to zero and extremely low Global Warming Potential
- Increased installation flexibility thanks to limited dimensions
- Easy handling: thanks to its compact size, it can easily pass through the doorway
- MicroTech 4 controller with superior control logic and easy interface
- A wide portfolio of options is available to meet different requirements.
- The compressor vibration levels are extremely low as a result of the high-speed design

More details and final information can be found by scanning or clicking the QR codes.

EWWH-DZXS

Cooling Only				EWWH-DZXS	230	320	380	430	455	460	640	755	920	945	C11	C13
Space cooling	A Condition (35°C - 27/19)	Pdc		kW	227.08	318.33	376.33	455.13	454.66	474.48	637.15	752.27	917.79	945.8	1,126	1,352
	ηs,c			%	330	346		342		339	352	354	353	360.2	359.4	364.2
SEER					8.78	8.66	8.67	8.8	8.78	8.32	9.04	9.07	9.06	9.02	9.04	9.13
Cooling capacity	Nom.			kW	227	318	376	455		461	637	752	918	945.8	1,126	1,352
Power input	Cooling	Nom.		kW	45.6	60.5	71.4	93.3	90.6	79.3	120.5	142.1	158.8	181	216.5	237.7
Capacity control	Method				Variable									Stepless		
	Minimum capacity			%	24	21	20	13	12	20	11	10		11		16
EER					4.98	5.27		4.88	5.02	5.81	5.29		5.78	5.22	5.2	5.69
ESEER					7.78	7.97	7.98	7.89	8.06	7.76	8.26	8.3	8.16	-		
IPLV					9.37	9.52	9.56	9.44	9.5		9.74	9.78	9.74	9.54	9.57	9.71
Dimensions	Unit	Height		mm	1,865			1,985				2,200		2,083	2,225	2,290
		Width		mm	1,055			1,160				1,270		1,510		
		Length		mm	3,625				3,585			3,580		4,793	4,768	4,812
Weight	Unit			kg	1,700	1,900	2,000	2,850		2,600	2,900	3,600	3,800	4,350	4,750	5,500
	Operation weight			kg	1,973	2,216	2,347	3,197	3,344	3,102	3,458	4,292	4,579	5,020	5,540	6,570
Water heat exchanger - evaporator	Type				Flooded shell and tube											
	Water volume			l	70	96	107		134		156	199	229	271.8	317.4	444.3
	Water flow rate	Cooling	Nom.	l/s	10.8	15.2	18	20.5	21.7	22	30.4	35.9	43.9	45.2	53.8	64.6
	Water pressure drop	Cooling	Nom.	kPa	28.2	24.6	26.8	31.7	27.8	28.6	35.9	33	34.3	30	31	
Water heat exchanger - condenser	Type				Shell and tube									Flooded Shell & Tube		
	Water volume			l	83	100	120		170	188	211	263	320	359.9	442.6	603.6
	Water flow rate	Cooling	Nom.	l/s	13	18.1	21.4	24.5	26.1	25.8	36.2	42.7	51.4	53.8	64.2	76
	Water pressure drop	Cooling	Nom.	kPa	24	30	27	35	23	17	25		22	27	26	24
Compressor	Type				Driven vapour compressor											
	Quantity				1			2		1	2			3		
Sound power level	Cooling	Nom.		dBA	87.9	88.9	89.9	91.1	91	91.1	92	93.3	94.3	99	100	101
Sound pressure level	Cooling	Nom.		dBA	69.6	70.6	71.6	72.6			73.6	74.6	75.6	80	81	82
Operation range	Evaporator	Cooling	Min.~Max.	°CDB	4~20											
	Condenser	Cooling	Min.~Max.	°CDB	20~55		20~42	20~55		20~42	20~55	20~42		20~55	20~42	
Refrigerant	Type/GWP				R-1234(ze)/7											
	Charge			kg	120				180			230		320	340	390
	Circuits	Quantity			1											
Refrigerant charge				TCO2Eq	1							2		-		
Piping connections				mm	139.7				168.3			219.1				
				mm	139.7				168.3				219.1	168.3	219.1	
Unit	Running current	Cooling	Nom.	A	72	99	112	133	144	125	198	222	249	297.8	339.2	374.1
Unit	Running current	Max		A	95	150	123	190		142	300	246	284	451	370	448
Power supply	Phase/Frequency/Voltage			Hz/V	3~/50/400											

performances according to CSS software 10.27

INVERTER

Water cooled centrifugal chiller, high efficiency, standard sound

- No friction loss, no oil contamination, no additional oil management systems and an increased equipment life thanks to the magnetic bearing technology
- Excellent part load efficiency
- Totally oil-free operation resulting in reduced maintenance costs and increased reliability
- Compact footprint through stacked heat exchanger lay-out
- HFO R1234zeE Refrigerant with Ozone Depletion Potential equal to zero and extremely low Global Warming Potential
- Increased installation flexibility thanks to limited dimensions
- Easy handling: thanks to its compact size, it can easily pass through the doorway
- MicroTech 4 controller with superior control logic and easy interface
- A wide portfolio of options is available to meet different requirements.
- The compressor vibration levels are extremely low as a result of the high-speed design

More details and final information can be found by scanning or clicking the QR codes.

EWWH-DZXE

Cooling Only				EWWH-DZXE	245	345	405	470	480	490	685	740	810	955	C10	C12	C14
Space cooling	A Condition (35°C - 27/19)	Pdc		kW	241.98	339.33	401.93	460.88	483.83	486.57	678.69	741	802.77	944.73	1,033	1,226	2,172.91
	ηs,c			%	331	350		335	345	344	356	344.6	358	356	364.2		371.8
SEER					8.85	8.75	8.79	8.94	8.4	8.9	9.18	8.8	9.22	9.15	9.17		9.35
Cooling capacity	Nom.			kW	242	339	402	487	474	484	679	741	803	945	1,033	1,226	1,417
Power input	Cooling	Nom.		kW	47.9	63.4	75.1	98.7	79.5	95.1	126.3	144.6	149.4	159.2	192.9	229.5	238.3
Capacity control	Method				Variable							Stepless	Variable		Stepless		
	Minimum capacity			%	24	20	19	12	20	12	10	12	9	10	11		17
EER					5.05	5.35		4.93	5.97	5.09	5.37	5.13	5.37	5.93	5.35	5.34	5.94
ESEER					7.78	8.02	8	7.75	7.83	8.04	8.22	-	8.27	8.23	-		
IPLV					9.33	9.54	9.58	9.36	9.56	9.43	9.74	9.44	9.79	9.8	9.62	9.65	9.72
Dimensions	Unit	Height		mm	1,865			1,985				2,082	2,200		2,083	2,225	2,290
		Width		mm	1,055			1,160				1,510	1,270		1,510		
		Length		mm	3,625				3,585			4,688	3,580		4,793	4,768	4,812
Weight	Unit			kg	1,750	1,950	2,050	2,850	2,650	2,850	3,000	4,400	3,700	3,900	4,700	5,100	5,900
	Operation weight			kg	2,033	2,276	2,407	3,197	3,162	3,354	3,568	4,970	4,412	4,699	5,370	5,890	6,920
Water heat exchanger - evaporator	Type				Flooded shell and tube												
	Water volume			l	70	96	107		134		156	207.3	199	229	317.4		444.3
	Water flow rate	Cooling	Nom.	l/s	11.6	16.2	19.2	22.4	22.6	23.1	32.4	34.9	38.4	45.2	48.7	57.9	67
	Water pressure drop	Cooling	Nom.	kPa	29.7	28.4		37.8	30.8	32	41.3	31	38.1	36.9	37	38	33
Water heat exchanger - condenser	Type				Shell and tube							Flooded Shell & Tube	Shell and tube		Flooded Shell & Tube		
	Water volume			l	83	100	120		188	170	211	326.4	263	320	359.9	442.6	603.6
	Water flow rate	Cooling	Nom.	l/s	13.9	19.2	22.8	26.7	26.4	27.7	38.5	41.8	45.5	52.8	57.8	68.8	78.4
	Water pressure drop	Cooling	Nom.	kPa	28	34	31	42	18	26	29	21	28	23	33	30	26
Compressor	Type				Driven vapour compressor												
	Quantity				1			2	1	2		3	2		3		
Sound power level	Cooling	Nom.		dBA	87.9	88.9	89.9	91.1		91	92	98	93.3	94.3	99	100	101
Sound pressure level	Cooling	Nom.		dBA	69.6	70.6	71.6	72.6			73.6	79	74.6	75.6	80	81	82
Operation range	Evaporator	Cooling	Min.~Max.	°CDB	4~20												
	Condenser	Cooling	Min.~Max.	°CDB	20~55		20~42	20~55	20~42	20~55			20~42		20~55	20~42	
Refrigerant	Type/GWP				R-1234(ze)/7												
	Charge			kg	130			120	190	200		350	250		400	420	470
	Circuits	Quantity			1												
Refrigerant charge				TCO2Eq	1							-	2		-		
Piping connections				mm	139.7				168.3				219.1				
				mm	139.7				168.3					219.1	168.3	219.1	
Unit	Running current	Cooling	Nom.	A	75	103	117	142	125	150	205	277	232	249	311	249	
Unit	Running current	Max		A	95	150	123	190	142	190	300	286	246	284	451	370	448
Power supply	Phase/Frequency/Voltage			Hz/V	3~/50/400												

performances according to CSS software 10.27

INVERTER

Water cooled centrifugal chiller, high efficiency, standard sound

- No friction loss, no oil contamination, no additional oil management systems and an increased equipment life thanks to the magnetic bearing technology
- Excellent part load efficiency
- Totally oil-free operation resulting in reduced maintenance costs and increased reliability
- Compact footprint through stacked heat exchanger lay-out
- Increased installation flexibility thanks to limited dimensions
- Easy handling: thanks to its compact size, it can easily pass through the doorway
- MicroTech 4 controller: sophisticated adaptive software logic for stable operating conditions
- A wide portfolio of options is available to meet different requirements.
- The compressor vibration levels are extremely low as a result of the high-speed design
- Optimized for highly efficient R-513A refrigerant and compatible with next generation refrigerants

DAIKIN mAP

More details and final information can be found by scanning or clicking the QR codes.

EWWS-DZXS

Cooling Only			EWWS-DZXS	320	440	530	610	640	700	880	C10	C13	C14	C15	C21
Space cooling	A Condition (35°C - 27/19)	Pdc	kW	315.85	438.98	520.21	629.71	630.64	694.46	875.77	1,043.15	1,304.67	1,390.46	1,549.85	2,027.16
	ηs,c		%	3.416	3.376	3.54	3.448	3.508	3.428	3.508	3.636	3.448	3.624	3.552	3.608
SEER				8.74	8.64	9.05	8.82	8.97	8.77	8.97	9.29	8.82	9.26	9.08	9.22
Cooling capacity	Nom.		kW	316	439	520	609	631	694	876	1,043	1,305	1,390	1,550	2,027
Power input	Cooling	Nom.	kW	67.1	90	103	126	132	127	177	205	270	257	312	384
Capacity control	Method			Variable											
	Minimum capacity		%	30	21		16	15	18	11		7	9	8	6
EER				4.71	4.88	5.05	4.82	4.77	5.44	4.92	5.08	4.82	5.4	4.96	5.27
IPLV				9.31	9.25	9.61	9.29	9.44	9.77	9.45	9.83	9.1	9.96	9.38	9.34
Dimensions	Unit	Height	mm	1,865			1,985				2,200	2,083	2,200	2,225	2,290
		Width	mm	1,055			1,160				1,270	1,510	1,270	1,510	
		Depth	mm	3,625				3,585			3,580	4,793	3,580	4,768	4,812
Weight	Unit		kg	1,700	1,900	2,000	2,850		2,600	2,900	3,600	4,350	3,800	4,750	5,500
	Operation weight		kg	1,973	2,216	2,347	3,197	3,344	3,102	3,458	4,292	5,020	4,579	5,540	6,570
Water heat exchanger - evaporator	Type			Flooded shell and tube											
	Water volume		l	70	96	107		134		156	199	272	229	317	444
	Water flow rate	Cooling Nom.	l/s	15.3	21.3	25.2	29.1	30.6	33.7	42.5	50.5	63.1	67.4	75	98.1
	Water pressure drop	Cooling Nom.	kPa	47.3	40.9	44.8	59.1	51.1	61.7	64.5	59.3	59.5	74.4	61.3	70.4
Water heat exchanger - condenser	Type			Flooded Shell & Tube											
	Water volume		l	83	100	120		170	188	211	263	360	320	443	604
	Water flow rate	Cooling Nom.	l/s	18.4	25.4	30.1	34.9	36.8	39.6	50.8	60.2	75.9	79.5	89.9	116
	Water pressure drop	Cooling Nom.	kPa	49.4	60.4	54.5	74.2	46.5	42.1	51.5	50.4	56.1	53.4	43.7	55.7
Compressor	Type			Driven vapour compressor											
	Quantity			1			2		1	2		3	2	3	
Sound power level	Cooling	Nom.	dBA	87.9	88.9	89.9	91.1	91.0	91.1	92.0	93.3	93.5	94.3	94.8	95.8
Sound pressure level	Cooling	Nom.	dBA	69.6	70.6	71.6	72.6			73.6	74.6	73.9	75.6	75.2	76.2
Refrigerant	Type/GWP			R-513A/631											
	Charge		kg	120	150	120	140	190	180	200	230	240	230	270	
	Circuits	Quantity		1											
Piping connections			mm	139.7				168.3			219.1				
			mm	139.7				168.3					219.1		

INVERTER

Water cooled centrifugal chiller, high efficiency, standard sound

- No friction loss, no oil contamination, no additional oil management systems and an increased equipment life thanks to the magnetic bearing technology
- Excellent part load efficiency
- Totally oil-free operation resulting in reduced maintenance costs and increased reliability
- Compact footprint through stacked heat exchanger lay-out
- Increased installation flexibility thanks to limited dimensions
- Easy handling: thanks to its compact size, it can easily pass through the doorway
- MicroTech 4 controller: sophisticated adaptive software logic for stable operating conditions
- A wide portfolio of options is available to meet different requirements.
- The compressor vibration levels are extremely low as a result of the high-speed design
- Optimized for highly efficient R-513A refrigerant and compatible with next generation refrigerants

More details and final information can be found by scanning or clicking the QR codes.

EWWS-DZXE

Cooling Only			EWWS-DZXE	340	470	570	670	680	740	950	C10	C11	C14	C15	C17	C22
Space cooling	A Condition (35°C - 27/19)	Pdc	kW	336.72	471.24	558.03	676.76	674.49	728.69	941.72	1,024.55	1,117.07	1,419.67	1,450.66	1,652.82	2,128.56
	ηs,c		%	3.428	3.396	3.568	3.452	3.52	3.464	3.532	3.444	3.664	3.464	3.668	3.556	3.656
SEER				8.77	8.69	9.12	8.83	9	8.86	9.03	8.81	9.36	8.86	9.37	9.09	9.34
Cooling capacity	Nom.		kW	337	471	558	671	674	729	942	1,025	1,117	1,420	1,451	1,653	2,129
Power input	Cooling	Nom.	kW	70.2	95.1	108	139		129	188	209	215	287	259	324	385
Capacity control	Method			Variable												
	Minimum capacity		%	29	20		15		17	10			7	9	7	6
EER				4.8	4.96	5.15	4.8	4.85	5.61	5.01	4.89	5.18	4.94	5.6	5.1	5.52
IPLV				9.22	9.2	9.59	9.11	9.31	9.78	9.38	9.25	9.81	9.12	9.98	9.4	9.41
Dimensions	Unit	Height	mm	1,865			1,985				2,082	2,200	2,083	2,200	2,225	2,290
		Width	mm	1,055			1,160				1,510	1,270	1,510	1,270	1,510	
		Depth	mm	3,625				3,585			4,688	3,580	4,793	3,580	4,768	4,812
Weight	Unit		kg	1,750	1,950	2,050	2,850		2,650	3,000	4,400	3,700	4,700	3,900	5,100	5,900
	Operation weight		kg	2,033	2,276	2,407	3,197	3,354	3,162	3,568	4,970	4,412	5,370	4,699	5,890	6,920
Water heat exchanger - evaporator	Type			Flooded shell and tube												
	Water volume		l	70	96	107		134		156	207	199	272	229	317	444
	Water flow rate	Cooling Nom.	l/s	16.3	22.9	27	32	32.7	35.3	45.6	49.6	54.1	68.8	70.3	80.1	102
	Water pressure drop	Cooling Nom.	kPa	54.1	47.2	51.3	71.4	58.3	67.8	74.1	61.2	67.7	70.6	80.8	69.7	77.4
Water heat exchanger - condenser	Type			Flooded Shell & Tube												
	Water volume		l	83	100	120		170	188	211	326	263	360	320	443	604
	Water flow rate	Cooling Nom.	l/s	19.6	27.3	32.1	38.4	39.2	41.4	54.4	59.5	64.2	82.3	82.5	95.5	121
	Water pressure drop	Cooling Nom.	kPa	56.5	69.8	62.4	90.8	53.2	46.1	59.4	43.6	57.7	66.4	57.7	49.5	60.7
Compressor	Type			Driven vapour compressor												
	Quantity			1			2		1	2	3	2	3	2	3	
Sound power level	Cooling	Nom.	dBA	87.9	88.9	89.9	91.1	91.0	91.1	92.0	92.6	93.3	93.5	94.3	94.8	95.8
Sound pressure level	Cooling	Nom.	dBA	69.6	70.6	71.6	72.6			73.6	73	74.6	73.9	75.6	75.2	76.2
Refrigerant	Type/GWP			R-513A/631												
	Charge		kg	160	130		200		190	200	270	250	270	250	300	355
	Circuits	Quantity		1												
Piping connections			mm	139.7				168.3				219.1				
			mm	139.7				168.3						219.1		

Water cooled centrifugal chiller, high efficiency, standard sound

- Optional Variable Frequency Drive (VFD) to improve the part load efficiency
- High efficiency flooded type shell and tube evaporator/ condensers
- Lower equipment, installation and annual operating costs than two single compressor chillers
- Main components can be removed or repaired without shutting down the unit as the chiller has two of everything (compressors, lubrication systems, control systems and starters)
- Unloading to 5% of full load provides improved stability of the chilled water temperature and less harmful cycling of compressors
- Single stage centrifugal compressor (DWSC)



DWSC-B_DWDC-B

More details and final information can be found by scanning or clicking the QR codes.

DWSC B vintage

DWDC B vintage

Cooling Only		DWSC B vintage/ DWDC B vintage	DWSC B vintage.	DWDC B vintage.
Cooling capacity	Min./Max.	kW	1,050 (1)/4,500 (2)	2,100 (3)/9,000 (4)
Compressor	Type		Single stage centrifugal compressor	
Refrigerant	Type		R-134a / R-513A	
Power supply	Frequency	Hz	50/60	

(1)300 RT | (2)1250 RT | (3)600 RT | (4)2500 RT

Water cooled centrifugal chiller, high efficiency, standard sound

DWSC C vintage

- Single Compressor chiller
- High part load efficiency with Daikin VFD Unit Mounted - Refrigerant Cooled
- Low Harmonics VFD option
- Excellent Full Load performance
- Unloading down to 10% without Hot Gas By Pass
- Refrigerant flexibility with R-134a, R-1234ze and R-513A
- Reduced refrigerant quantity
- Touch screen operator panel
- Unit mounted control panel
- Rapid restart for fast start-up after power loss
- Heat pump mode

Touch screen operator panel

Touch screen operator panel is graphically intuitive and easy to use for enhanced operator productivity. Important status and control information is available at a glance or a touch.

Unit mounted control panel

Rapid restart for fast start-up after power loss

The UPS keeps the controller switched on enabling the unit to quickly reach the full load. Focused on data center and all applications where the cooling capacity supply is crucial.

Reduced refrigerant quantity

Thanks to the new high efficiency tubes and more compact heat exchanger design.

More details and final information can be found by scanning or clicking the QR codes.

DWSC C vintage

Cooling Only		DWSC C vintage	DWSC C vintage	DWSC C vintage
Cooling capacity	Min./Max.	kW	1,050 (1)/4,500 (1)	700 (1)/3,300 (1)
Compressor	Type		Single stage centrifugal compressor	
Refrigerant	Type		R-134a / R-513A	R-1234(ze)
Power supply	Frequency	Hz	50/60	

(1)AHRI conditions

Accessories - Chillers

Panels			Air-cooled chillers								
			EWAQ~BVP EWYQ~BVP	EWAQ~AC EWYQ~AC	EWAQ~CA EWYQ~CA	EWAA~DA EWYA~DA	EWYD~BZ	EWYD~4Z	EWYT~B-	EWAH~TZB & C	EWAD~TZB & C
EKDICMPAB	(a) (b) (c)	iCM Primary Basic									
EKDICMPAL	(a) (b) (c)	iCM Primary for evaporator peripherals Light								●	●
EKDICMPAF	(a) (b) (c)	iCM Primary for evaporator peripherals Full								●	●
EKDICMPWL	(a) (b) (c)	iCM primary Evaporator/Condenser Light									
EKDICMPWF	(a) (b) (c)	iCM primary Evaporator/Condenser Full									
EKDICMCTL	(a) (b)	iCM Cooling towers Light									
EKDICMCTF	(a) (b)	iCM Cooling towers Full									
EKDICMPABIO	(a) (b)	iCM Primary Basic with IO third party chiller								●	●
EKDICMPALIO	(a) (b)	iCM Primary Evaporator Light with IO third party chiller								●	●
EKTSMS		Temperature sensor for master/slave configuration							●		
EKRUMCL1		User Interface	●								

Serial Cards & Communication Modules			Air-cooled chillers								
			EWAQ~BVP EWYQ~BVP	EWAQ~AC EWYQ~AC	EWAQ~CA EWYQ~CA	EWAA~DA EWYA~DA	EWYD~BZ	EWYD~4Z	EWYT~B-	EWAH~TZB & C	EWAD~TZB & C
EKAC200J		Serial Card RS485/Modbus					●				
EKACBAC		Ethernet Card BACnet					●				
EKACLONP		Serial Card LON FTT 10					●				
EKACRS232		Serial Card RS232 Modem Interface (single unit only)					●				
EKACWEB		Web Server Card					●				
EKACBACMSTP		Serial Card BACnet MSTP					●				
EKACBACCERT		Serial Card BACnet pre-loaded IP/Ethernet (centrifugal chillers)									
EKACMSTPCERT		Serial Card BACnet pre-loaded MSTP (centrifugal chillers)									
EKCM200J		ModBus RTU communication module						●			
EKCMLON		LON communication module						●	●	●	●
EKCMBACMSTP		BACnet/MSTP communication module						●			
EKCMBACIP		BACnet/IP communication module						●	●	●	●
EKDOSMWO		Daikin on Site Modem without M2M card					●	●	●	●	●

Other Systems & Accessories			Air-cooled chillers								
			EWAQ~BVP EWYQ~BVP	EWAQ~AC EWYQ~AC	EWAQ~CA EWYQ~CA	EWAA~DA EWYA~DA	EWYD~BZ	EWYD~4Z	EWYT~B-	EWAH~TZB & C	EWAD~TZB & C
EKCON		Converter RS485 to RS232					●				
EKCONUSB		Converter RS485 to USB					●				
EKMODEM		Fixed modem					●				
EKGSMOD		GSM modem					●				
EKRUPCJ		Remote display kit					●				
EKRUPCS		Local/remote display HMI						●	●	●	●
EKPWPROEXT		PlantWatchPro I/O extension module for hardwiring and retrofit					●				
EKGWWEB		Gateway web (Ethernet LAN SNMP)					●				
EKGWMODEM		Gateway for modem					●				
EKAC10C		Address card for connection to BMS or Remote user interface									
EKRUMCA		Remote installed user interface									
EKLS2	(d)	Low noise kit 22/28/35/45/55/65 Hp-units									
ECB2MUCW	(e)	Controller kit									
ECB3MUCW	(e)	Controller kit									
EKRP1AHT	(g)	Digital input/output PCB			CF						
EKRUAHTB	(g)	Remote user interface			CF						
DTA104A62	(f)	External control adapter			CF						
BHGP26A1	(f)	Digital pressure gauge kit			CF						
EKQDP2M016	(g)	Differential Pressure Sensor 4-20 mA 0-160 kPa							●	●	●
EKQDP2M020	(g)	Differential Pressure Sensor 4-20 mA 0-250 kPa							●	●	●
EKQDP2M040	(g)	Differential Pressure Sensor 4-20 mA 0-400 kPa							●	●	●
EKQDP2M060	(g)	Differential Pressure Sensor 4-20 mA 0-600 kPa							●	●	●
EKDAPCONT		Containerization of one unit					●	●	●	●	●
EKDAPSTF		Containerization of additional units in the same container					●	●	●	●	●

Notes:
(a) Price **does not** include commissioning of panel; if commissioning is required please refer to RN17-041
(b) iCM panels work in **cooling mode only**; heat pump versions, total heat recovery and Free cooling options on A/C and W/C chillers **are not compatible**
(c) In case you are ordering iCM panels please add corresponding modbus RTU communication module (EKCM200J or EKAC200J) for each chiller unit controller
(d) For 45/55/65 Hp-units 2 pieces are needed
(e) Only available for modular units (EWWP~KAW1M)
(f) Price available in SAP system
(g) Differential pressure sensor are specific for iCM panels in variable primary flow management

						Water-cooled chillers							Centrifugals		
EWAD~T- C	ERAD~E-	EWYQ~F-	EWYQ~G- EWYQ~F-	EWAT~B-	EWAD~CF	EWWQ~KB	EWLQ~KB	EW_Q-G EW_Q_-L	EWLD~I-	EWWS/H/D~J- EWLS/H/D~J-	EWWH~VZ	EWWD~VZ	EWWH~DZ	EWWD~DZ	DWSC & DWDC
●				●				●	●	●	●	●	●	●	●
●				●	●			●	●	●	●	●	●	●	●
●				●	●			●	●	●	●	●	●	●	●
								●			●	●	●	●	●
								●			●	●	●	●	●
								●			●	●	●	●	●
								●			●	●	●	●	●
●				●											
●				●											
		●	●	●				●							

						Water-cooled chillers							Centrifugals		
EWAD~T- (C)	ERAD~E-	EWYQ~G-	EWYQ~G- EWYQ~F-	EWAT_B- (single)	EWAD~CF	EWWQ~KB	EWLQ~KB	EW_Q-G EW_Q_-L	EWLD~I-	EWWD~J- EWLD~J-	EWWH~VZ A	EWWD~VZ A	EWWH~DZ	EWWD~DZ	DWSC & DWDC
															●
															●
															●
															●
															●
	●	●	●	●	●			●	●	●	●	●	●	●	
●	●	●	●	●	●			●	●	●	●	●	●	●	
	●	●	●	●	●			●	●	●	●	●	●	●	
●	●	●	●	●	●			●	●	●	●	●	●	●	
●	●	●	●	●	●			●	●	●	●	●	●	●	

						Water-cooled chillers							Centrifugals		
EWAD~T- (C)	ERAD~E-	EWYQ~G-	EWYQ~G- EWYQ~F-	EWAT_B- (single)	EWAD~CF	EWWQ~KB	EWLQ~KB	EW_Q-G EW_Q_-L	EWLD~I-	EWWD~J- EWLD~J-	EWWH~VZ A	EWWD~VZ A	EWWH~DZ	EWWD~DZ	DWSC & DWDC
															●
															●
															●
															●
															●
●	●	●	●	●	●			●	●	●	●	●	●	●	
															●
															●
															●
						●	●								
						●	●								
						●	●								
						●									
						●									
●				●	●			●	●	●	●	●	●	●	●
●				●	●			●	●	●	●	●	●	●	●
●				●	●			●	●	●	●	●	●	●	●
●				●	●			●	●	●	●	●	●	●	●
●	●	●	●	●	●			●	●	●	●	●	●	●	
●	●	●	●	●	●			●	●	●	●	●	●	●	

Fan Coil Units are a highly efficient means of turning a water chiller, heat pump or hot water boiler into an efficient, quiet air conditioning system. These units are an effective solution to provide a comfortable environment for both commercial and residential applications. Daikin offers a wide range of Fan Coil Units for both concealed and exposed applications. Three models are available in flexible application. The only moving part in the units is the fan, making them ideal for use in offices, hotels and at home. The goal is to obtain the right solution, both technically and aesthetically.

Fan coil units

Why choose Daikin fan coil units?		686
Products overview		688
Round flow cassette		690
FWC-BT/BF		690
4-way blow ceiling mounted cassette		691
FWF-BT/BF		691
Ceiling mounted Open protocol cassette		692
NEW FWI-A		692
NEW FWH-A		693
Floor standing units		694
FWZ-AT/AF		694
FWV-DAT/DAF		695
Flexi type units		696
FWR-AT/AF		696
FWL-DAT/DAF		697
FWS-AT/AF		698
FWM-DAT/DAF		699
FWE-DT/DF		700
Ducted units		701
FWE-CT/CF	low ESP	701
FWP-CT/CF	medium ESP	702
FWB- CT/CF	medium ESP	703
FWN-AT/AF	high ESP	704
FWD-AT/AF	high ESP	705
Wall mounted unit		706
FWT-GT		706
Options & accessories		708

Fan coil units with BLDC motor

As more buildings undergo renovation, the need to be able to deliver high indoor air quality in a specific space in an **efficient and cost-effective way** without having to do a radical re-fit of the entire HVAC system has made fan coil technology an obvious solution.

Daikin has a full capacity range of **aesthetically pleasing** fan coil units with advanced controls that reliably deliver **excellent comfort levels**. And by using a refined range of advanced DC fan motors, we are able to offer flexibility while maintaining very low noise levels.

Why choose Daikin fan coil units?

- The new brushless DC ranges reflect Daikin's commitment to developing highly efficient fan coil units that help to reduce energy consumption, without compromising on reliability and performance.
- High level quality is written large for us and we are pleased to offer high technology solutions to the market.

Benefits for the installer

› Reduced amount of sizes: less stock space needed
› Modular designs for multiple configurations
› Easy integration in BMS system via modbus protocol

Benefits for the consultant

› Best solution in the market in order to have top efficiency, best comfort and lowest sound levels
› Product flexibility: wide range of options, accessories and controls

Benefits for the end user

› High comfort level
› Up to 70% savings on running costs with a BLDC fan motor
› Controller with timer programmed operating mode
› FWECSA controller that can satisfy all customer requirements in terms of FCU management

New generation web-based fan coil selection software

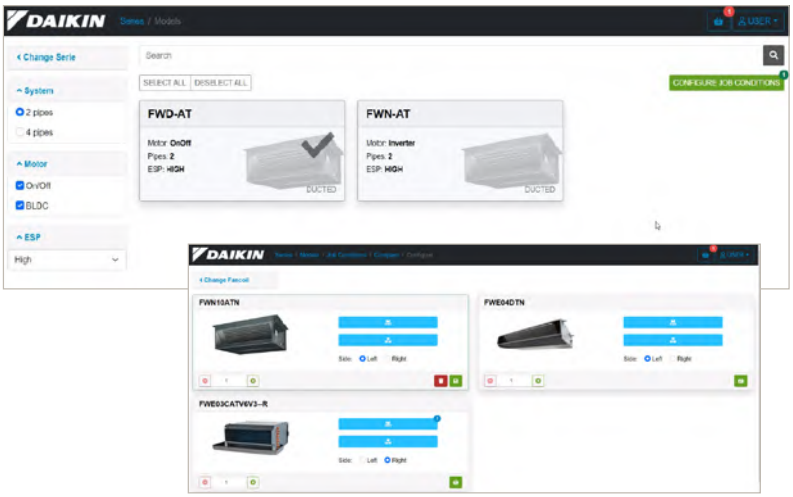

Select your FCU via our new web-based selection software:

› Selection logic is based on the performance conditions requested and filtered by the user
› The unit is completely configurable by the user with all the options/accessories available
› A modular report with certified technical specifications and project summary can be printed

BIM objects

Our Fan Coils units are available as BIM objects in Revit format, which means they can be used in Autodesk REVIT MEP and in AutoCAD 2D files.

Visit our BIM Application Suite

BLDC fan motors Video

Learn more on the advantages of BLDC fan motors in Fan coil units:

Higher efficiency than AC motor
High comfort level
Low sound levels
High flexibility level

Check on YouTube

www.youtube.com/DaikinEurope

Touch display FCU controller: FWTOUCH

› Available in three different chromatic version in combination with FWECSAP PCB
› Full capacitive 2.8" touchscreen with a more intuitive layout
› Advanced functionalities in a new look with a color display
› The control allows the networking via Modbus protocol

WHITE

BLACK



GREY

Products overview

Type	Model	Product name	Fan motor type	Capacity
Round flow cassette	Round flow cassette - 900 x 900 cassette - 360° air discharge ensures uniform air flow - Integrated fresh air intake - Easy installation in corners - Standard drain pump with 850 mm lift	FWC-BT/BF	BLDC	Cooling: 4.0 - 8.7 kW Heating: 4.8 - 10.6 kW
4-way blow ceiling mounted cassette	4-way blow ceiling mounted cassette - 600 x 600 cassette - Integrated fresh air intake - Horizontal auto swing - Easy installation in corners - Standard drain pump with 750 mm lift	FWF-BT/BF	AC	Cooling: 1.4 - 4.9 kW Heating: 2.3 - 5.6 kW
Ceiling mounted Open protocol cassette	FWI-A - 600 x 600 and 900 x 900 cassette - BLDC motor with low energy consumption up to 75% - 4-way air discharge - Open protocol for control - Condensate drainage pump up to 900 mm lift	FWI-A	BLDC	Cooling: 1.33 - 10.5 kW Heating: 1.49 - 12.2 kW
	FWH-A - 600 x 600 and 900 x 900 cassette - ON/OFF 3-speed motor - 4-way air discharge - Open protocol for control - Condensate drainage pump up to 900 mm lift	FWH-A	AC	Cooling: 1.70 - 9.73 kW Heating: 1.97 - 11.1 kW
Floor standing units	Floor standing unit - For vertical mounting - Continuous air flow regulation and fan speed modulation - Up to 70% energy savings - Low sound levels	FWZ-AT/AF	BLDC	Cooling: 2.64 - 10.08 kW Heating: 2.46 - 11.18 kW
	Floor standing unit - For horizontal or vertical concealed mounting - Insulated valve packages, no extra drain pan required - Fast-on connections for electrical options: no tools needed - Easy maintenance	FWV-DAT/DAF	AC	Cooling: 1.46 -8.02 kW Heating: 1.90 - 10.03 kW
Flexi type units	Flexi type unit - For horizontal or vertical mouting - Continuous air flow regulation and fan speed modulation - Up to 70% energy savings - Low sound levels	FWR-AT/AF	BLDC	Cooling: 2.64 - 10.08 kW Heating: 2.46- 11.18 kW
	Flexi type unit - For horizontal or vertical concealed mounting - Insulated valve packages, no extra drain pan required - Fast-on connections for electrical options: no tools needed - Easy maintenance	FWL-DAT/DAF	AC	Cooling: 1.46 - 8.02 kW Heating: 1.90 - 10.03 kW
	Concealed flexi type unit - For horizontal or vertical concealed mounting - Continuous air flow regulation and fan speed modulation - Up to 70% energy savings - Low sound levels	FWS-AT/AF	BLDC	Cooling: 2.64 - 10.08 kW Heating: 2.46 - 11.18 kW
	Concealed flexi type unit - For horizontal or vertical concealed mounting - Insulated valve packages, no extra drain pan required - Fast-on connections for electrical options: no tools needed - Easy maintenance	FWM-DAT/DAF	AC	Cooling: 1.46 -8.02 kW Heating: 1.90 - 10.03 kW
	Concealed flexi type - For horizontal or vertical concealed mounting - Available static pressure up to 30 Pa - Easy installation and maintenance - 5/6 speed fan motor - High power air flow	FWE-DT/DF	AC	Cooling: 1.2 - 5.6 kW Heating: 1.3 - 6.3 kW
Ducted units	Ducted unit with low ESP - For horizontal concealed mounting - Available static pressure up to 30 Pa - Easy installation and maintenance - 4-speed fan motor - High power air flow	FWE-CT/CF	AC	Cooling: 2.10 - 9.96 kW Heating: 2.7 - 11.5 kW
	Ducted unit with medium ESP - For horizontal concealed mounting - Instant adjustment to temperature and relative humidity changes - Available static pressure up to 70 Pa - Low sound levels	FWP- CT/ CF	BLDC	Cooling: 1.97 - 8,28 kW Heating: 1.99 -8.46 kW
	Ducted unit with medium ESP - For horizontal concealed mounting - Available static pressure up to 60 Pa - 7-speed electrical motors (thermal protection on windings) - Easy maintenance	FWB-CT/CF	AC	Cooling: 1.90 - 8,12 kW Heating: 1.99 -8.46 kW
	Ducted unit with high ESP - For horizontal or vertical concealed mounting - Avaiable static pressure up to 70 Pa - Easy maintenance	FWN-AT/AF	BLDC	Cooling: 2.83 - 8.75 kW Heating: 3.63 - 18.10 kW
	Ducted unit with high ESP - For horizontal or vertical concealed mounting - Available static pressure from 60 up to 145 Pa - Easy maintenance	FWD-AT/AF	AC	Cooling: 3.90 - 18.30 kW Heating: 4.05 - 21.92 kW
Wall mounted unit	Wall mounted unit - High aesthetic cabinet design - Optimum air distribution - Easy installation - 3-speed fan motor	FWT-GT	AC	Cooling: 2.43 - 5.28 kW Heating: 3.22 - 7.33 kW

Capacity class

1	15	2	25	3	35	4	5	6	7	8	9	10	11	12	15	16	17	18
								•	•	•	•							
		•		•		•	•											
		•		•		•		•	•	•								
		•		•		•		•	•	•								
		•		•				•		•								
•	•	•	•	•	•	•		•		•		•						
		•		•				•		•								
•	•	•	•	•	•	•		•		•		•						
		•		•				•		•								
•	•	•	•	•	•	•		•		•		•						
		•		•		•	•	•	•	•		•	•					
		•		•		•		•	•	•		•						
						•	•	•		•		•	•		•		•	
						•	•	•		•		•	•		•		•	
						•	•	•	•	•		•						
						•		•		•		•		•		•		•
		•		•		•	•	•										

ROUND FLOW

Round flow cassette

BLDC fan motor unit for ceiling mounting. 360° air discharge

- 360° air discharge ensures uniform air flow and temperature distribution
- Modern style decoration panel in white (RAL9010)
- Optional fresh air intake
- Comfortable horizontal air discharge ensures draughtfree operation and prevents ceiling soiling

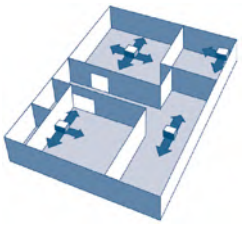

- Possibility to shut 1 or 2 flaps for easy installation in corners
- Standard drain pump with 850mm lift increases flexibility and installation speed

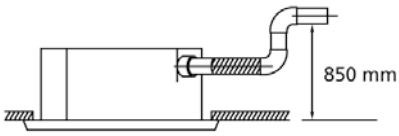

More details and final information can be found by scanning or clicking the QR codes.

FWC-BT FWC-BF

Indoor unit			FWC-BT/BF	06	07	08	09	06	07	08	09
				2-pipe				4-pipe			
Cooling capacity (standard conditions)	Total capacity	High	kW	5.5	6.1	7.2	8.1	5.9	6.3	7.2	8.3
		Medium	kW	4.7	5.3	5.9	6.8	5.1	5.6	6.2	6.9
		Low	kW	3.9	4.5	4.8	5.4	4.3	4.6	4.8	5.7
	Sensible capacity	High	kW	4.2	4.7	5.7	6.5	4.2	4.6	5.4	6.4
		Medium	kW	3.5	4.0	4.5	5.3	3.6	4.0	4.5	5.2
		Low	kW	2.8	3.3	3.5	4.1	3.1	3.3	3.5	4.0
Heating capacity (standard conditions)	High		kW	6.8	7.7	9.2	10.6	6.9	7.8	9.2	10.4
	Medium		kW	5.8	6.6	7.6	8.8	6.1	6.7	7.6	8.7
	Low		kW	4.8	5.5	5.8	7.0	5.2	5.5	5.8	6.8
Power input	High		kW	0.045	0.054	0.077	0.107	0.046	0.055	0.077	0.107
	Medium		kW	0.040	0.046	0.058	0.076	0.041	0.047	0.059	0.077
	Low		kW	0.034	0.037	0.039	0.045	0.035	0.038	0.040	0.046
FCEER				116	119	113	104	124	120	112	106
FCCOP				143	147	141	137	149	144	138	131
Dimensions	Unit	HeightxWidthxLength	mm	288x840x840							
Weight	Unit		kg	26				29			
Fan	Type			Turbo fan							
	Quantity			1							
	Air flow rate	High	m^3/h	1,068	1,236	1,518	1,776	1,032	1,200	1,476	1,746
		Medium	m^3/h	894	1,038	1,200	1,410	864	1,002	1,164	1,374
		Low	m^3/h	720	834	888	1,044	708	804	852	1,014
Total sound power level	High		dBA	43.0	47.0	53.0	57.0	43.0	47.0	53.0	57.0
	Medium		dBA	36.0	39.0	44.0	49.0	36.0	39.0	44.0	49.0
	Low		dBA	31.0	33.0	36.0	40.0	33.0	36.0		40.0
Sound pressure level	High		dBA	29.0	33.0	39.0	43.0	29.0	33.0	39.0	43.0
	Medium		dBA	24.0	28.0	32.0	37.0	24.0	28.0	32.0	37.0
	Low		dBA	21.0	22.0	24.0	28.0	21.0	22.0	24.0	28.0
Piping connections	Drain	OD	mm	VP25 (External dia.32 / internal dia. 25)							
Power supply	Phase/Frequency/Voltage		Hz/V	1~/50/220-240							
Control systems	Infrared remote control			BRC7E532F / BRC7E533F							
	Wired remote control			BRC315D7							

For standard conditions refer to Measuring Conditions table, at the end of this catalogue

4-way blow ceiling mounted cassette

AC fan motor unit for ceiling mounting. Possibility to shut 1 or 2 flaps

- Modern style decoration panel in white (RAL9010)
- Compact casing (570mm in width and length) enables unit to fit flush into ceilings and match standard architectural modules, without cutting ceiling tiles
- Comfortable horizontal auto swing ensures draughtfree operation and prevents ceiling soiling
- Optional fresh air intake
- Possibility to shut 1 or 2 flaps for easy installation in corners
- Standard drain pump with 750mm lift increases flexibility and installation speed

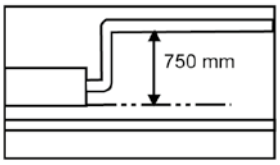

More details and final information can be found by scanning or clicking the QR codes.

FWF-BT FWF-BF

Indoor unit			FWF-BT/BF	02	03	04	05	02	03	04	05
				2-pipe				4-pipe			
Cooling capacity (standard conditions)	Total capacity	High	kW	1.7	3.0	4.0	4.9	1.8	2.9	3.8	4.6
		Medium	kW	1.5	2.7	3.1	4.0	1.5	2.4	3.1	3.8
		Low	kW	1.3	2.4		2.8	1.3	1.6		2.6
	Sensible capacity	High	kW	1.4	2.0	2.7	3.5	1.5	1.8	2.5	3.2
		Medium	kW	1.2	1.7	2.0	2.7	1.2	1.5	1.9	2.5
		Low	kW	1.0	1.4		1.8	1.0			1.6
Heating capacity (standard conditions)		High	kW	2.4	3.3	4.5	5.6	3.3	3.6	4.7	5.7
		Medium	kW	2.1	2.9	3.5	4.4	2.9	3.1	3.7	4.7
		Low	kW	1.9	2.7		3.0	2.4	2.6		3.2
Power input		High	kW	0.074		0.090	0.118	0.074		0.094	0.121
		Medium	kW	0.067		0.070	0.089	0.067	0.062	0.074	0.093
		Low	kW	0.060		0.055	0.062	0.060	0.055		0.066
FCEER				22	40	44	45	22	33	34	40
FCCOP				32	45	49		41	48		49
Dimensions	Unit	HeightxWidthxLength	mm	285 x575x575							
Weight	Unit		kg	19				20			
Fan	Type			Turbo fan							
	Quantity			1							
	Air flow rate	High	m^3/h	456	468	660	876	468	438	618	822
		Medium	m^3/h	384	390	486	648	390	366	456	612
		Low	m^3/h	300	318		420	318	300		390
Total sound power level	High		dBA	44.0		50.0	55.0	44.0	46.0	52.0	57.0
	Medium		dBA	40.0		44.0	49.0	40.0	42.0	46.0	51.0
	Low		dBA	36.0	38.0		42.0	36.0	38.0	41.0	44.0
Sound pressure level	High		dBA	31.0		40.0	45.0	31.0	33.0	42.0	47.0
	Medium		dBA	27.0		33.0	39.0	27.0	29.0	35.0	41.0
	Low		dBA	26.0			30.0	26.0	27.0		32.0
Piping connections	Drain	OD	mm	VP20 (External dia.26 / Internal dia. 20)							
Power supply	Phase/Frequency/Voltage		Hz/V	1~/50/220-440							
Control systems	Infrared remote control			BRC7E530 / BRC7E531							
	Wired remote control			BRC315D7							

For standard conditions refer to the Measuring Conditions table, at the end of this catalogue

Ceiling mounted BLDC "naked" cassette

BLDC fan motor for a precise control of operation
4-way air discharge

- Two dimensional frames (600x600mm and 900x900mm)
- Modern style ABS air intake diffusion grille
- Low operating sound level
- Up to 70% energy savings with brushless DC motor technology compared to traditional technology
- Condensate drainage pump up to 900mm lift
- Available with mounted control board or in naked version to be combinable with any controller
- Reduced installation and commissioning time with the availability of 2-way or 3-way valves, with ON-OFF or modulating actuator, and also pressure-independent control valves

More details and final information can be found by scanning or clicking the QR codes.

FWI-AT

FWI-AF

Indoor unit			FWI-AT/FWI-AF	02	03	04	06	07	08	02	04	06	08
				2-pipe						4-pipe			
Cooling capacity (standard conditions)	Total capacity	High	kW	2.63	4.39	5.23	6.39	9.04	10.5	2.6	3.61	6.61	9.5
		Medium	kW	2.24	3.4	3.95	5.36	7.26	8.37	2.18	2.8	5.34	7.62
		Low	kW	1.93	2.68	2.76	4.8	5.92	6.7	1.85	2.05	4.61	6.09
	Sensible capacity	High	kW	2.2	3.41	4.11	4.75	6.78	7.97	2.23	3.31	5.03	7.56
		Medium	kW	1.81	2.54	2.96	3.92	5.31	6.15	1.79	2.38	3.94	5.82
		Low	kW	1.51	1.94	1.98	3.8	4.24	4.8	1.46	1.62	3.34	4.5
Heating capacity (standard conditions)	High		kW	3.25	4.58	5.55	7.30	10.20	12.20	3.86	4.98	9.53	12.90
	Medium		kW	2.70	3.48	4.09	6.00	7.99	9.35	3.34	4.06	7.96	10.80
	Low		kW	2.27	2.69	2.77	5.50	6.33	7.23	2.90	3.14	7.01	8.96
Power input	High		kW	0.018	0.037	0.067	0.036	0.067	0.15	0.018	0.067	0.036	0.15
	Medium		kW	0.01	0.015	0.022	0.018	0.036	0.06	0.01	0.022	0.018	0.06
	Low		kW	0.007	0.009	0.009	0.013	0.018	0.025	0.007	0.009	0.014	0.025
Dimensions	Unit	Height	mm	298			350			298		350	
		Width	mm	577			793			577		793	
		Depth	mm	577			793			577		793	
Weight	Unit		kg	23			43			23		43	
Casing	Material			Galvanised steel									
Decoration panel	Dimensions	Height	mm	41			75			41		75	
		Width	mm	730			860			730		860	
		Depth	mm	730			860			730		860	
		Weight	kg	2.5			5			2.5		5	
Air Filter	Type			Honeycomb polypropylene									
Fan	Type			Backward Centrifugal									
	Quantity			1									
	Air flow rate	High	m^3/h	583	796	980	1,276	1,554	1,831	610	982	1,137	1,823
		Medium	m^3/h	454	551	650	978	1,143	1,321	460	643	841	1,314
		Low	m^3/h	397	397	397	843	864	976	356	395	687	956
Total sound power level	High		dBA	46	54	61	45	53	58	46	61	45	58
	Medium		dBA	40	44	49	39	45	50	40	49	39	50
	Low		dBA	35	37	38	35	39	43	35	38	35	43
Sound pressure level	High		dBA	38	46	61	37	45	50	46	61	45	58
	Medium		dBA	33	36	49	31	37	42	40	49	39	50
	Low		dBA	27	29	38	27	31	35		38	35	43
Water flow	Cooling	High	l/h	452	754	898	1,097	1,545	1805	447	620	1,135	1,631
		Medium	l/h	385	584	687	921	1,245	1,436	374	480	917	1,307
		Low	l/h	331	460	473	833	1,015	1,150	317	352	792	1,045
	Heating	High	l/h	565	797	965	1,269	1,779	2116	338	435	834	1,133
		Medium	l/h	470	605	711	1,043	1,390	1,625	292	356	697	947
		Low	l/h	395	468	481	953	1,100	1,257	254	275	613	785
Allowed water temperature	Cooling	Min	°C	5									
	Heating	Max	°C	70									
Piping connections	Water	Inlet		1/2"			3/4"			1/2"		3/4"	
		Outlet		1/2"			3/4"			1/2"		3/4"	
	Drain	OD	mm	10									
Power supply	Phase/Frequency/Voltage		Hz/V	1~/50/230									
Maximum absorbed current			A	0.64			1.20			0.64		1.20	
Control systems	Wired remote control			FWEC3A / FWECSA / FWTOUCH									

For standard conditions refer to the Measuring Conditions table, at the end of this catalogue

Ceiling mounted AC "naked" cassette

AC fan motor unit for ceiling mounting 4-way air discharge

- Two dimensional frames (600x600mm and 900x900mm)
- Modern style ABS air intake diffusion grille
- Reliability and sturdiness in a compact design
- Condensate drainage pump up to 900mm lift
- Available with mounted control board or in naked version to be combinable with any controller
- Reduced installation and commissioning time with the availability of 2-way or 3-way valves with ON-OFF or modulating actuator

More details and final information can be found by scanning or clicking the QR codes.

FWH-AT FWH-AF

Indoor unit			FWH-AT/FWH-AF	02	03	04	06	07	08	02	03	04	06	08
				2-pipe						4-pipe				
Cooling capacity (standard conditions)	Total capacity	High	kW	2.53	4.31	5	7.01	8.24	9.73	2.35	3.38	3.62	7.45	9
		Medium	kW	1.97	3.55	4.61	5.36	6.11	8.61	1.85	2.83	3.38	6.6	8.48
		Low	kW	1.7	2.39	3.4	4.64	5.16	6.34	1.56	2.01	2.58	4.73	5.83
	Sensible capacity	High	kW	2.14	3.18	3.79	5.29	6.1	7.35	1.94	3.38	3.02	5.81	6.98
		Medium	kW	1.6	2.53	3.44	3.99	4.37	6.4	1.49	2.22	2.77	5.04	6.56
		Low	kW	1.33	1.66	2.43	3.42	3.68	4.59	1.24	1.49	2	3.47	4.29
Heating capacity (standard conditions)	High		kW	3.1	4.3	5.35	8.17	9.18	11.1	3.55	4.22	4.81	10.6	12.4
	Medium		kW	2.33	3.44	4.92	6.06	6.53	9.53	2.88	3.62	4.54	9.6	11.7
	Low		kW	1.97	2.29	3.49	5.16	5.22	6.71	2.53	2.75	3.67	7.20	8.64
Power input	High		kW	0.04	0.05	0.09	0.11		0.15	0.04	0.05	0.09	0.11	0.15
	Medium		kW	0.02	0.04	0.07	0.06		0.11	0.02	0.04	0.07	0.06	0.11
	Low		kW	0.02	0.03	0.06	0.05		0.06	0.02	0.03	0.06	0.05	0.06
Dimensions	Unit	Height	mm	298			350			298			350	
		Width	mm	577			793			577			793	
		Depth	mm	577			793			577			793	
Weight	Unit		kg	23			43			23			43	
Casing	Material			Galvanised steel										
Decoration panel	Dimensions	Height	mm	41			75			41			75	
		Width	mm	730			860			730			860	
		Depth	mm	730			860			730			860	
		Weight	kg	2.5			5			2.5			5	
Air Filter	Type			Honeycomb polypropylene										
Fan	Type			Backward Centrifugal										
	Quantity			1										
	Air flow rate	High	m^3/h	557	640	805	1,494	1,380	1,651	533	640	805	1,380	1,651
		Medium	m^3/h	379	487	717	997	902	1,380	366	487	717	1,147	1,544
		Low	m^3/h	297	306	479	801	718	902	289	306	479	718	902
Total sound power level	High		dBA	45	50	58	51		56	45	50	58	51	56
	Medium		dBA	37	44	55	40		51	37	44	55	40	51
	Low		dBA	33	40	47	35		40	33	40	47	35	40
Sound pressure level	High		dBA	37	42	50	43		48	37	42	50	43	48
	Medium		dBA	29	36	47	32		43	29	36	47	32	43
	Low		dBA	25	32	39	27		32	25	32	39	27	32
Water flow	Cooling	High	l/h	441	749	873	1,223	1,434	1,696	410	589	637	1,299	1,571
		Medium	l/h	342	616	803	930	1,060	1,498	321	493	593	1,148	1,477
		Low	l/h	295	416	593	805	893	1,097	271	351	453	822	1,010
	Heating	High	l/h	539	747	930	1,420	1,596	1,930	311	369	421	929	1,083
		Medium	l/h	404	597	855	1,053	1,136	1,656	258	317	398	840	1,026
		Low	l/h	342	399	607	897	908	1,167	222	241	322	634	757
Allowed water temperature	Cooling	Min	°C	5										
	Heating	Max	°C	70										
Piping connections	Water	Inlet		1/2"			3/4"			1/2"			3/4"	
		Outlet		1/2"			3/4"			1/2"			3/4"	
	Drain	OD	mm	10										
Power supply	Phase/Frequency/Voltage		Hz/V	1~/50/230										
Maximum absorbed current			A	0.2		0.4	0.7			0.2		0.4	0.7	
Control systems	Wired remote control			FWEC1A / FWEC2A / FWEC3A / FWECSA / FWTOUCH										

For standard conditions refer to the Measuring Conditions table, at the end of this catalogue

Floor standing unit

BLDC fan motor unit for vertical mounting. Continuous air flow regulation and fan speed modulation

- Up to 70% energy savings with brushless DC motor technology compared to traditional technology
- Instant adjustment to temperature and relative humidity changes
- Low operating sound level
- Highly flexible solutions: multiple sizes, piping topologies and connection valves
- Requires very little installation space

More details and final information can be found by scanning or clicking the QR codes.

FWZ-AT FWZ-AF

Indoor unit			FWZ-AT/AF	02	03	06	08	02	03	06	08
				2-pipe				4-pipe			
Cooling capacity (standard conditions)	Total capacity	High	kW	1.94	2.91	4.48	7.93	1.77	2.86	4.64	7.79
		Medium	kW	1.69	2.37	3.64	6.2	1.55	2.32	3.79	6.12
		Low	kW	1.35	1.75	2.99	4.1	1.25	1.72	3.10	4.06
	Sensible capacity	High	kW	1.49	2.09	3.62	5.87	1.44	2.06	3.54	5.76
		Medium	kW	1.30	1.69	2.90	4.59	1.21	1.65	2.85	4.54
		Low	kW	1.04	1.25	2.31	3.04	0.97	1.23	2.27	3.01
Heating capacity (standard conditions)	High		kW	2.15	2.94	4.88	8.37	1.76	2.68	4.64	7.35
	Medium		kW	1.81	2.37	4.11	6.53	1.56	2.31	4.07	6.29
	Low		kW	1.50	1.76	3.36	4.39	1.36	1.88	3.55	4.85
Power input	High		kW	0.019	0.016	0.033	0.087	0.019	0.016	0.033	0.087
	Medium		kW	0.01		0.02	0.038	0.01		0.02	0.038
	Low		kW	0.01			0.013	0.01			0.013
FCEER				B	A			B	A		B
FCCOP				B	A			B	A		B
Dimensions	Unit	HeightxWidthxLength	mm	564x774x226	564x984x226	564x1,190x226	564x1,404x251	564x774x226	564x984x226	564x1,190x226	564x1,404x251
Weight	Unit		kg	20.6	26.7	32.3	41.6	20.6	26.7	32.3	41.6
Casing	Colour			White - RAL9010							
Air filter	Type			Polypropylene net							
Fan	Type			Centrifugal							
	Quantity			1	2			1	2		
	Air flow rate	High	m^3/h	344	442	785	1,393	327	431	763	1,362
		Medium	m^3/h	271	341	605	1,022	261	332	593	1,007
		Low	m^3/h	211	241	470	642	205	237	460	636
Total sound power level	High		dBA	50.0	48.0	56.0	67.0	50.0	47.0	58.0	66.0
	Medium		dBA	44.0	42.0	49.0	60.0	44.0	41.0	53.0	58.0
	Low		dBA	40.0	36.0	43.0	49.0	38.0	33.0	48.0	
Sound pressure level	High		dBA	45.0	43.0	51.0	62.0	45.0	42.0	54.0	61.0
	Medium		dBA	39.0	37.0	44.0	55.0	39.0	36.0	48.0	53.0
	Low		dBA	35.0	31.0	38.0	44.0	33.0	28.0	43.0	
Electric heater	Power input (Optional)		kW	1.5	1.6	2.0	-	1.5	1.6	2.0	-
Piping connections	Drain	OD	mm	16							
Power supply	Phase/Frequency/Voltage		Hz/V	1~/50/230							
Control systems	Wired remote control			FWEC3A / FWECSA / FWTOUCH							

For standard conditions refer to the Measuring Conditions table, at the end of this catalogue

Floor standing unit

AC fan motor unit for vertical mounting

- Quick fixing system for wall mounted installation
- Pre-assembled 3-way/4-port on/off valves are available
- Valve packages are insulated, no extra drain pan required
- Valve packages contain balancing valves and sensor pocket
- Fast-on connections for electrical options: no tools needed
- The air filter can easily be removed for cleaning
- Electric heater: no relay up to 2kW capacity
- Electric heater: equipped with two overheat cut-out thermostats

More details and final information can be found by scanning or clicking the QR codes.

FWV-DAT FWV-DAF

Indoor unit			FWV-DAT/DAF	01	15	02	25	03	35	04	06	08	10	01	15	02	25	03	35	04	06	08	10
				2-pipe										4-pipe									
Cooling capacity (standard conditions)	Total capacity	High	kW	1.50	1.69	1.91	2.36	2.87	3.45	4.23	4.41	6.53	7.78	1.42	1.64	1.74	2.32	2.81	3.36	4.16	4.57	6.46	7.64
		Medium	kW	1.21	1.48	1.66	1.99	2.34	2.58	3.21	3.59	5.14	6.07	1.11	1.44	1.52	1.96	2.29	2.54	3.17	3.74	5.10	5.99
		Low	kW	1.02	1.24	1.34	1.57	1.73	1.94	2.47	2.95	3.88	4.00	0.97	1.22	1.24	1.55	1.70	1.92	2.44	3.06	3.84	3.96
	Sensible capacity	High	kW	1.16	1.25	1.37	1.82	2.05	2.69	3.05	3.55	4.73	5.72	1.10	1.22	1.41	1.79	2.01	2.61	2.99	3.47	4.67	5.61
		Medium	kW	0.94	1.10	1.20	1.53	1.66	1.99	2.39	2.85	3.70	4.46	0.87	1.07	1.18	1.50	1.62	1.96	2.36	2.80	3.67	4.40
		Low	kW	0.77	0.93	0.98	1.15	1.23	1.41	1.76	2.27	2.75	2.94	0.73	0.91	0.96	1.14	1.21	1.40	1.74	2.23	2.73	2.91
Heating capacity (standard conditions)	High		kW	1.82	1.84	2.15	2.70	2.94	4.05	4.24	4.98	6.49	8.37	1.66	1.76		2.53	2.68	4.20	3.82	4.64	6.97	7.35
	Medium		kW	1.48	1.72	1.81	2.26	2.37	3.13	3.24	4.08	5.17	6.53	1.49	1.56		2.18	2.31	3.47	3.22	4.07	6.02	6.29
	Low		kW	1.21	1.45	1.50	1.74	1.76	2.39	2.47	3.31	3.97	4.39	1.31	1.36		1.78	1.88	2.82	2.73	3.55	5.02	4.85
Power input	High		kW	0.037	0.053		0.057	0.056	0.065	0.098		0.182	0.244	0.037	0.053		0.057	0.056	0.065	0.098		0.182	0.244
	Medium		kW	0.03	0.04				0.05	0.06	0.07	0.13	0.17	0.03	0.04				0.05	0.06	0.07	0.13	0.17
	Low		kW	0.02	0.03	0.02	0.03		0.04		0.05	0.09	0.11	0.02	0.03	0.02	0.03		0.04		0.05	0.09	0.11
Dimensions	Unit	HeightxWidthxLength	mm	564x774x226			564x984x226		564x1,190x226			564x1,400x251		564x774x226			564x984x226		564x1,190x226			564x1,400x251	
Weight	Unit		kg	19.7		20.6	25.5	26.7	31.0	30.4	32.3	41.4	41.6	19.7		20.6	25.5	26.7	31.0	30.4	32.3	41.4	41.6
Casing	Colour			White - RAL9010																			
Air filter	Type			Polypropylene net																			
Fan	Type			Centrifugal																			
	Quantity			1			2							1			2						
	Air flow rate	High	m^3/h	319	344		442		640	706	785	1,011	1,393	307	330	327	432	431	628	690	763	998	1,362
		Medium	m^3/h	233	271		341		450	497	605	771	1,022	225	261		334	332	444	490	593	765	1,007
		Low	m^3/h	178	211		241		320	361	470	570	642	174	205		238	237	316	356	460	565	636
Total sound power level	High		dBA	47.0	49.0	50.0	48.0		52.0	53.0	56.0	61.0	67.0	45.0	49.0	50.0	48.0	47.0	53.0	56.0	58.0	60.0	66.0
	Medium		dBA	42.0	44.0		43.0	42.0	43.0		49.0	54.0	60.0	39.0	44.0		43.0	41.0	45.0	46.0	53.0	54.0	58.0
	Low		dBA	37.0	38.0	40.0	35.0	36.0	35.0		43.0	47.0	49.0	33.0	40.0	38.0	34.0	33.0	36.0	39.0	48.0	46.0	48.0
Sound pressure level	High		dBA	42.0	44.0	45.0	43.0		47.0	48.0	51.0	56.0	62.0	40.0	44.0	45.0	43.0	42.0	46.0	51.0	54.0	55.0	61.0
	Medium		dBA	37.0	39.0		38.0	37.0	38.0		44.0	49.0	55.0	34.0	39.0		38.0	36.0	38.0	41.0	48.0	49.0	53.0
	Low		dBA	32.0	33.0	35.0	30.0	31.0	30.0		38.0	42.0	44.0	28.0	33.0		29.0	28.0	29.0	32.0	43.0	41.0	43.0
Electric heater	Power input (Optional)		kW	1.0	1.5		1.6		2.0			3.0		1.0	1.5		1.6		2.0			3.0	
Piping connections	Drain	OD	mm	16																			
Power supply	Phase/Frequency/Voltage		Hz/V	1~/50/230																			
Control systems	Wired remote control			FWEC1A / FWEC2A / FWEC3A / FWECSA / ECFWMB6 / FWTOUCH																			

For standard conditions refer to the Measuring Conditions table, at the end of this catalogue

Flexi type unit

BLDC fan motor unit for horizontal or vertical mounting. Continuous air flow regulation and fan speed modulation

- For wall or ceiling mounted installation: ideal solution for spaces with no false ceilings
- Up to 70% energy savings with brushless DC motor technology compared to traditional technology
- Instant adjustment to temperature and relative humidity changes
- Low operating sound level
- Highly flexible solutions: multiple sizes, piping topologies and connection valves
- Requires very little installation space

More details and final information can be found by scanning or clicking the QR codes.

FWR-AT FWR-AF

Indoor unit			FWR-AT/AF	02	03	06	08	02	03	06	08
				2-pipe				4-pipe			
Cooling capacity (standard conditions)	Total capacity	High	kW	1.94	2.91	4.48	7.93	1.77	2.86	4.64	7.79
		Medium	kW	1.69	2.37	3.64	6.20	1.55	2.32	3.79	6.12
		Low	kW	1.35	1.75	2.99	4.10	1.25	1.72	3.10	4.06
	Sensible capacity	High	kW	1.49	2.09	3.62	5.87	1.44	2.06	3.54	5.76
		Medium	kW	1.30	1.69	2.90	4.59	1.21	1.65	2.85	4.54
		Low	kW	1.04	1.25	2.31	3.04	0.97	1.23	2.27	3.01
Heating capacity (standard conditions)	High		kW	2.15	2.94	4.88	8.37	1.76	2.68	4.64	7.35
	Medium		kW	1.81	2.37	4.11	6.53	1.56	2.31	4.07	6.29
	Low		kW	1.50	1.76	3.36	4.39	1.36	1.88	3.55	4.85
Power input	High		kW	0.019	0.016	0.033	0.087	0.019	0.016	0.033	0.087
	Medium		kW	0.01		0.02	0.038	0.01		0.02	0.038
	Low		kW	0.01			0.013	0.01			0.013
FCEER				B	A			B	A		B
FCCOP				B	A			B	A		B
Dimensions	Unit	HeightxWidthxLength	mm	564x774x246	564x984x246	564x1,190x246	564x1,404x271	564x774x246	564x984x246	564x1,190x246	564x1,404x271
Weight	Unit		kg	21.2	27.5	33.6	43.1	21.2	27.5	33.6	43.1
Casing	Colour			White - RAL9010							
Air filter	Type			Polypropylene net							
Fan	Type			Centrifugal							
	Quantity			1	2			1	2		
	Air flow rate	High	m^3/h	344	442	785	1,393	327	431	763	1,362
		Medium	m^3/h	271	341	605	1,022	261	332	593	1,007
		Low	m^3/h	211	241	470	642	205	237	460	636
Total sound power level	High		dBA	50.0	48.0	56.0	67.0	50.0	47.0	58.0	66.0
	Medium		dBA	44.0	42.0	49.0	60.0	44.0	41.0	53.0	58.0
	Low		dBA	40.0	36.0	43.0	49.0	38.0	33.0	48.0	
Sound pressure level	High		dBA	45.0	43.0	51.0	62.0	45.0	42.0	54.0	61.0
	Medium		dBA	39.0	37.0	44.0	55.0	39.0	36.0	48.0	53.0
	Low		dBA	35.0	31.0	38.0	44.0	33.0	28.0	43.0	
Electric heater	Power input (Optional)		kW	1.5	1.6	2.0	-	1.5	1.6	2.0	-
Piping connections	Drain	OD	mm	16							
Power supply	Phase/Frequency/Voltage		Hz/V	1~/50/230							
Control systems	Wired remote control			FWEC3A / FWECSA / FWTOUCH							

For standard conditions refer to the Measuring Conditions table, at the end of this catalogue

Flexi type unit

AC fan motor unit for horizontal or vertical mounting

- Quick fixing system for wall or ceiling mounted installation
- Pre-assembled 3-way/4-port on/off valves are available
- Valve packages are insulated, no extra drain pan required
- Valve packages contain balancing valves and sensor pocket
- Fast-on connections for electrical options: no tools needed
- The air filter can easily be removed for cleaning
- Electric heater: no relay up to 2kW capacity
- Electric heater: equipped with two overheat cut-out thermostats

More details and final information can be found by scanning or clicking the QR codes.

FWL-DAT FWL-DAF

Indoor unit			FWL-DAT/DAF	01	15	02	25	03	35	04	06	08	10	01	15	02	25	03	35	04	06	08	10
				2-pipe										4-pipe									
Cooling capacity (standard conditions)	Total capacity	High	kW	1.50	1.69	1.91	2.36	2.87	3.45	4.23	4.41	6.53	7.78	1.42	1.64	1.74	2.32	2.81	3.36	4.16	4.57	6.46	7.64
		Medium	kW	1.21	1.48	1.66	1.99	2.34	2.58	3.21	3.59	5.14	6.07	1.11	1.44	1.52	1.96	2.29	2.54	3.17	3.74	5.10	5.99
		Low	kW	1.02	1.24	1.34	1.57	1.73	1.94	2.47	2.95	3.88	4.00	0.97	1.22	1.24	1.55	1.70	1.92	2.44	3.06	3.84	3.96
	Sensible capacity	High	kW	1.16	1.25	1.37	1.82	2.05	2.69	3.05	3.55	4.73	5.72	1.10	1.22	1.41	1.79	2.01	2.61	2.99	3.47	4.67	5.61
		Medium	kW	0.94	1.10	1.20	1.53	1.66	1.99	2.39	2.85	3.70	4.46	0.87	1.07	1.18	1.50	1.62	1.96	2.36	2.80	3.67	4.40
		Low	kW	0.77	0.93	0.98	1.15	1.23	1.41	1.76	2.27	2.75	2.94	0.73	0.91	0.96	1.14	1.21	1.40	1.74	2.23	2.73	2.91
Heating capacity (standard conditions)	High		kW	1.82	1.84	2.15	2.70	2.94	4.05	4.24	4.98	6.49	8.37	1.66	1.76		2.53	2.68	4.20	3.82	4.64	6.97	7.35
	Medium		kW	1.48	1.72	1.81	2.26	2.37	3.13	3.24	4.08	5.17	6.53	1.49	1.56		2.18	2.31	3.47	3.22	4.07	6.02	6.29
	Low		kW	1.21	1.45	1.50	1.74	1.76	2.39	2.47	3.31	3.97	4.39	1.31	1.36		1.78	1.88	2.82	2.73	3.55	5.02	4.85
Power input	High		kW	0.037	0.053		0.057	0.056	0.065	0.098		0.182	0.244	0.037	0.053		0.057	0.056	0.065	0.098		0.182	0.244
	Medium		kW	0.03	0.04				0.05	0.06	0.07	0.13	0.17	0.03	0.04				0.05	0.06	0.07	0.13	0.17
	Low		kW	0.02	0.03	0.02	0.03		0.04		0.05	0.09	0.11	0.02	0.03	0.02	0.03		0.04		0.05	0.09	0.11
Dimensions	Unit	HeightxWidthxLength	mm	564x774x246			564x984x246	564x1,190x246				564x1,400x271		564x774x246			564x984x246	564x1,190x246				564x1,400x271	
Weight	Unit		kg	20.6		21.2	26.5	27.5	32.5	33.5	33.6	43.1		20.6		21.2	26.5	27.5	32.5	33.5	33.6	43.1	
Casing	Colour			White - RAL9010																			
Air filter	Type			Polypropylene net																			
Fan	Type			Centrifugal																			
	Quantity			1			2							1			2						
	Air flow rate	High	m^3/h	319	344		442		640	706	785	1,011	1,393	307	330	327	432	431	628	690	763	998	1,362
		Medium	m^3/h	233	271		341		450	497	605	771	1,022	225	261		334	332	444	490	593	765	1,007
		Low	m^3/h	178	211		241		320	361	470	570	642	174	205		238	237	316	356	460	565	636
Total sound power level	High		dBA	47.0	49.0	50.0	48.0		52.0	53.0	56.0	61.0	67.0	45.0	49.0	50.0	48.0	47.0	53.0	56.0	58.0	60.0	66.0
	Medium		dBA	42.0	44.0		43.0	42.0	43.0		49.0	54.0	60.0	39.0	44.0		43.0	41.0	45.0	46.0	53.0	54.0	58.0
	Low		dBA	37.0	38.0	40.0	35.0	36.0	35.0		43.0	47.0	49.0	33.0	40.0	38.0	34.0	33.0	36.0	39.0	48.0	46.0	48.0
Sound pressure level	High		dBA	42.0	44.0	45.0	43.0		47.0	48.0	51.0	56.0	62.0	40.0	44.0	45.0	43.0	42.0	46.0	51.0	54.0	55.0	61.0
	Medium		dBA	37.0	39.0		38.0	37.0	38.0		44.0	49.0	55.0	34.0	39.0		38.0	36 .0	38.0	41.0	48.0	49.0	53.0
	Low		dBA	32.0	33.0	35.0	30.0	31.0	30.0		38.0	42.0	44.0	28.0	33.0		29.0	28.0	29.0	32.0	43.0	41.0	43.0
Electric heater	Power input (Optional)		kW	1.0	1.5		1.6		2.0			3.0		1.0	1.5		1.6		2.0			3.0	
Piping connections	Drain	OD	mm	16																			
Power supply	Phase/Frequency/Voltage		Hz/V	1~/50/230																			
Control systems	Wired remote control			FWEC1A / FWEC2A / FWEC3A / FWECSA / ECFWMB6 / FWTOUCH																			

For standard conditions refer to the Measuring Conditions table, at the end of this catalogue

Concealed flexi type unit

BLDC fan motor unit for horizontal or vertical concealed mounting. Continuous air flow regulation and fan speed modulation

- Blends unobtrusively with any interior décor: only the suction and discharge grilles are visible
- Up to 70% energy savings with brushless DC motor technology compared to traditional technology
- Instant adjustment to temperature and relative humidity changes
- Low operating sound level
- Highly flexible solutions: multiple sizes, piping topologies and connection valves
- Available static pressure up to 50Pa at maximum speed

More details and final information can be found by scanning or clicking the QR codes.

FWS-AT FWS-AF

Indoor unit			FWS-AT/AF	02	03	06	08	02	03	06	08
				2-pipe				4-pipe			
Cooling capacity (standard conditions)	Total capacity	High	kW	1.94	2.91	4.48	7.93	1.77	2.86	4.64	7.79
		Medium	kW	1.69	2.37	3.64	6.2	1.55	2.32	3.79	6.12
		Low	kW	1.35	1.75	2.99	4.1	1.25	1.72	3.10	4.06
	Sensible capacity	High	kW	1.49	2.09	3.62	5.87	1.44	2.06	3.54	5.76
		Medium	kW	1.30	1.69	2.90	4.59	1.21	1.65	2.85	4.54
		Low	kW	1.04	1.25	2.31	3.04	0.97	1.23	2.27	3.01
Heating capacity (standard conditions)	High		kW	2.15	2.94	4.88	8.37	1.76	2.68	4.64	7.35
	Medium		kW	1.81	2.37	4.11	6.53	1.56	2.31	4.07	6.29
	Low		kW	1.50	1.76	3.36	4.39	1.36	1.88	3.55	4.85
Power input	High		kW	0.019	0.016	0.033	0.087	0.019	0.016	0.033	0.087
	Medium		kW	0.01		0.02	0.038	0.01		0.02	0.038
	Low		kW	0.01			0.013	0.01			0.013
FCEER				B	A			B	A		B
FCCOP				B	A			B	A		B
Dimensions	Unit	HeightxWidthxLength	mm	535x584x224	535x794x224	535x1,000x224	535x1,214x249	535x584x224	535x794x224	535x1,000x224	535x1,214x249
Weight	Unit		kg	16.9	22.1	26.6	35.4	16.9	22.1	26.6	35.4
Air filter	Type			Polypropylene net							
Fan	Type			Centrifugal							
	Quantity			1	2			1	2		
	Air flow rate	High	m^3/h	344	442	785	1,393	327	431	763	1,362
		Medium	m^3/h	271	341	605	1,022	261	332	593	1,007
		Low	m^3/h	211	241	470	642	205	237	460	636
Total sound power level	High		dBA	50.0	48.0	56.0	67.0	50.0	47.0	58.0	66.0
	Medium		dBA	44.0	42.0	49.0	60.0	44.0	41.0	53.0	58.0
	Low		dBA	40.0	36.0	43.0	49.0	38.0	33.0	48.0	
Sound pressure level	High		dBA	45.0	43.0	51.0	62.0	45.0	42.0	54.0	61.0
	Medium		dBA	39.0	37.0	44.0	55.0	39.0	36.0	48.0	53.0
	Low		dBA	35.0	31.0	38.0	44.0	33.0	28.0	43.0	
Electric heater	Power input (Optional)		kW	1.5	1.6	2.0	-	1.5	1.6	2.0	-
Piping connections	Drain	OD	mm	16							
Power supply	Phase/Frequency/Voltage		Hz/V	1~/50/230							
Control systems	Wired remote control			FWEC3A / FWECSA / FWTOUCH							

For standard conditions refer to the Measuring Conditions table, at the end of this catalogue

Concealed flexi type unit

AC fan motor unit for horizontal or vertical concealed mounting

- Quick fixing system for wall or ceiling mounted installation
- Pre-assembled 3-way/4-port on/off valves are available
- Valve packages are insulated, no extra drain pan required
- Valve packages contain balancing valves and sensor pocket
- Fast-on connections for electrical options: no tools needed
- The air filter can easily be removed for cleaning
- Electric heater: no relay up to 2kW capacity
- Electric heater: equipped with two overheat cut-out thermostats
- Available static pressure up to 50Pa at maximum speed

More details and final information can be found by scanning or clicking the QR codes.

FWM-DAT

FWM-DAF

Indoor unit			FWM-DAT/DAF	01	15	02	25	03	35	04	06	08	10	01	15	02	25	03	35	04	06	08	10
				2-pipe										4-pipe									
Cooling capacity (standard conditions)	Total capacity	High	kW	1.50	1.69	1.91	2.36	2.87	3.45	4.23	4.41	6.53	7.78	1.42	1.64	1.74	2.32	2.81	3.36	4.16	4.57	6.46	7.64
		Medium	kW	1.21	1.48	1.66	1.99	2.34	2.58	3.21	3.59	5.14	6.07	1.11	1.44	1.52	1.96	2.29	2.54	3.17	3.74	5.10	5.99
		Low	kW	1.02	1.24	1.34	1.57	1.73	1.94	2.47	2.95	3.88	4.00	0.97	1.22	1.24	1.55	1.70	1.92	2.44	3.06	3.84	3.96
	Sensible capacity	High	kW	1.16	1.25	1.37	1.82	2.05	2.69	3.05	3.55	4.73	5.72	1.10	1.22	1.41	1.79	2.01	2.61	2.99	3.47	4.67	5.61
		Medium	kW	0.94	1.10	1.20	1.53	1.66	1.99	2.39	2.85	3.70	4.46	0.87	1.07	1.18	1.50	1.62	1.96	2.36	2.80	3.67	4.40
		Low	kW	0.77	0.93	0.98	1.15	1.23	1.41	1.76	2.27	2.75	2.94	0.73	0.91	0.96	1.14	1.21	1.40	1.74	2.23	2.73	2.91
Heating capacity (standard conditions)	High		kW	1.82	1.84	2.15	2.70	2.94	4.05	4.24	4.98	6.49	8.37	1.66	1.76		2.53	2.68	4.20	3.82	4.64	6.97	7.35
	Medium		kW	1.48	1.72	1.81	2.26	2.37	3.13	3.24	4.08	5.17	6.53	1.49	1.56		2.18	2.31	3.47	3.22	4.07	6.02	6.29
	Low		kW	1.21	1.45	1.50	1.74	1.76	2.39	2.47	3.31	3.97	4.39	1.31	1.36		1.78	1.88	2.82	2.73	3.55	5.02	4.85
Power input	High		kW	0.037	0.053		0.057	0.056	0.065	0.098		0.182	0.244	0.037	0.053		0.057	0.056	0.065	0.098		0.182	0.244
	Medium		kW	0.03	0.04				0.05	0.06	0.07	0.13	0.17	0.03	0.04				0.05	0.06	0.07	0.13	0.17
	Low		kW	0.02	0.03	0.02	0.03		0.04		0.05	0.09	0.11	0.02	0.03	0.02	0.03		0.04		0.05	0.09	0.11
Dimensions	Unit	HeightxWidthxLength	mm	535x584x224			535x794x224		535x1,000x224			535x1,210x249		535x584x224			535x794x224		535x1,000x224			535x1,210x249	
Weight	Unit		kg	16.5		16.9	21.4	22.1	26.3	26.4	26.6	35.4		16.5		16.9	21.4	22.1	26.3	26.4	26.6	35.4	
Air filter	Type			Polypropylene net																			
Fan	Type			Centrifugal																			
	Quantity			1			2							1			2						
	Air flow rate	High	m^3/h	319	344		442		640	706	785	1,011	1,393	307	330	327	432	431	628	690	763	998	1,362
		Medium	m^3/h	233	271		341		450	497	605	771	1,022	225	261		334	332	444	490	593	765	1,007
		Low	m^3/h	178	211		241		320	361	470	570	642	174	205		238	237	316	356	460	565	636
Total sound power level	High		dBA	47.0	49.0	50.0	48.0		52.0	53.0	56.0	61.0	67.0	45.0	49.0	50.0	48.0	47.0	53.0	56.0	58.0	60.0	66.0
	Medium		dBA	42.0	44.0		43.0	42.0	43.0		49.0	54.0	60.0	39.0	44.0		43.0	41.0	45.0	46.0	53.0	54.0	58.0
	Low		dBA	37.0	38.0	40.0	35.0	36.0	35.0		43.0	47.0	49.0	33.0	40.0	38.0	34.0	33.0	36.0	39.0	48.0	46.0	48.0
Sound pressure level	High		dBA	42.0	44.0	45.0	43.0		47.0	48.0	51.0	56.0	62.0	40.0	44.0	45.0	43.0	42.0	46.0	51.0	54.0	55.0	61.0
	Medium		dBA	37.0	39.0		38.0	37.0	38.0		44.0	49.0	55.0	34.0	39.0		38.0	36.0	38.0	41.0	48.0	49.0	53.0
	Low		dBA	32.0	33.0	35.0	30.0	31.0	30.0		38.0	42.0	44.0	28.0	33.0		29.0	28.0	29.0	32.0	43.0	41.0	43.0
Electric heater	Power input (Optional)		kW	1.0	1.5		1.6		2.0			3.0		1.0	1.5		1.6		2.0			3.0	
Piping connections	Drain	OD	mm	16																			
Power supply	Phase/Frequency/Voltage		Hz/V	1~/50/230																			
Control systems	Wired remote control			FWEC1A / FWEC2A / FWEC3A / FWECSA / FWTOUCH																			

For standard conditions refer to the Measuring Conditions table, at the end of this catalogue

Concealed flexi type unit with low ESP

AC fan motor unit for horizontal or vertical concealed mounting

- Low unit casing height of 200mm
- Sirocco Fan leading to low noise operation
- Open control
- Factory mounted valve combinations
- Increased flexibility of capacity setting in the field
- The air filter can easily be removed for cleaning

More details and final information can be found by scanning or clicking the QR codes.

FWE-DT FWE-DF

Indoor unit			FWE-DT/FWE-DF	03	04	05	06	07	08	10	11	03	04	05	06	07	08	10	11
				2-pipe								4-pipe							
Cooling capacity (standard conditions)	Total capacity	High	kW	1.94	2.06	2.58	3.12	3.43	3.92	5.22	5.6	1.94	2.06	2.58	3.12	3.42	3.92	5.22	5.6
		Medium	kW	1.6	1.64	2	2.4	2.79	3.66	4.19	4.41	1.6	1.64	2	2.4	2.79	3.66	4.19	4.41
		Low	kW	1.22	1.4	1.64	2.01	2.41	2.77	3.1	3.39	1.22	1.4	1.64	2.01	2.42	2.77	3.1	3.39
		Fan speed 1	kW	1.22	1.21	1.33	1.24	2.07	2.38	2.57	2.81	1.22	1.21	1.33	1.24	2.07	3.22	2.57	2.81
	Sensible capacity	High	kW	1.59	1.69	2.11	2.56	2.81	3.22	4.28	4.59	1.59	1.69	2.11	2.56	2.81	3.22	4.28	4.59
		Medium	kW	1.31	1.34	1.64	1.97	2.28	3	3.44	3.61	1.31	1.34	1.64	1.97	2.28	3	3.44	3.61
		Low	kW	1	1.15	1.35	1.64	1.98	2.27	2.54	2.78	1	1.15	1.35	1.64	1.98	2.27	2.54	2.78
		Fan speed 1	kW	1	0.99	1.09	1.02	1.7	1.95	2.11	2.3	1	0.99	1.09	1.02	1.7	1.95	2.11	2.3
	Latent capacity	High	kW	0.35	0.37	0.46	0.56	0.62	0.71	0.94	1.01	0.35	0.37	0.46	0.56	0.62	0.71	0.94	1.01
		Medium	kW	0.32	0.34	0.43	0.49	0.58	0.66	0.86	0.92	0.32	0.34	0.43	0.49	0.58	0.66	0.86	0.92
Heating capacity (standard conditions)	Capacity	High	kW	2	2.38	2.89	4	4.37	4.64	5.98	6.35	2.11	2.61	2.94	3.84	4.57		5.83	6.18
		Medium	kW	1.69	1.99	2.32	3.36	3.6	4.39	4.96	5.17	1.81	2.37	2.58	3.09	3.93	4.34	4.87	5.07
		Low	kW	1.34	1.78	1.98	2.94	3.15	3.56	3.89	4.17	1.47	2.23	2.36	2.69	3.57		3.87	4.14
		Fan speed 1	kW	1.34	1.6	1.68	2.13	2.74	3.2	3.37	3.6	1.47	2.11	2.16	1.91	3.22		3.39	3.6
Power input	High		kW	0.03	0.03	0.04	0.06	0.07		0.10	0.11	0.03	0.03	0.04	0.06	0.07		0.10	0.11
	Medium		kW	0.03			0.05		0.06			0.03			0.05		0.06		
	Low		kW	0.03			0.04					0.03			0.04				
	Fan speed 1		kW	0.03			0.04	0.03				0.03			0.04	0.03			
Dimensions	Unit	Height	mm	200															
		Width	mm	795			995	1,200				795			995	1,200			
		Depth	mm	610															
	Packed unit	Height	mm	205															
		Width	mm	925			1,125	1,325				925			1,125	1,325			
		Depth	mm	745															
Weight	Unit		kg	17.5	18.5		22	25.5				18	19		22.5	26			
	Packed unit		kg	20	21		25	29				21	22		26	30			
Casing	Colour			Metal															
	Material			Galvanised sheet metal															
Air filter	Type			Plastic Frame / PP Filter Net (G1)															
Fan	Type			Sirocco fan															
	Quantity			2			3	4				2			3	4			
	Air flow rate	High	m^3/h	407	385	488	677	725		1,032	1,116	407	385	488	677	725		1,032	1,116
		Medium	m^3/h	326	306	374	527	570	669	798	846	326	306	374	527	570	669	798	846
		Low	m^3/h	235	263	304	446	481		555	619	235	263	304	446	481		555	619
		Fan speed 1	m^3/h	235	227	243	290	397		436	489	235	227	243	290	397		436	489
Total sound power level	High		dBA	45	44		50			57	59	45	44		50			57	59
	Medium		dBA	39	38	41	44	42	46	51	52	39	38	41	44	42	46	51	52
	Low		dBA	33	34	37	39	34		43	44	33	34	37	39	34		43	44
	Fan speed 1		dBA	33			30	31		38	40	33			30	31		38	40
Water flow	Cooling	High	l/h	334	354	443	536	589	674	897	962	334	354	443	536	589	674	897	962
		Medium	l/h	275	282	343	412	479	630	720	757	275	282	343	412	479	630	720	757
		Low	l/h	210	241	282	345	415	477	534	583	210	241	282	345	415	477	534	583
		Fan speed 1	l/h	210	209	228	213	354	409	442	483	210	209	228	213	354	409	442	483
	Heating	High	l/h	344	409	496	689	751	797	1,029	1,092	182	225	253	330	393		502	531
		Medium	l/h	290	343	400	577	618	755	852	888	156	203	222	266	338	374	419	436
		Low	l/h	230	306	341	505	542	613	669	717	126	192	203	231	307		333	356
		Fan speed 1	l/h	126	182	186	164	277		291	310	230	275	289	366	471	550	579	620
Piping connections	Drain	OD	mm	17.3															
Power supply	Phase/Frequency/Voltage		Hz/V	1~/50/230															
Current input	High		A	0.01		0.02	0.03	0.02		0.04	0.05	0.01		0.02	0.03	0.02		0.04	0.05
	Medium		A	0.01		0.02					0.04	0.01			0.02				0.04
	Low		A	0.01		0.02				0.01	0.03	0.01			0.02			0.01	0.03

Heating: indoor temp. 20°CDB, 15°CWB; entering water temp. 65°C, water temperature drop 10K. | Heating: indoor temp. 20°CDB, 15°CWB; entering water temp. 45°C, water temperature drop 5K. | Inlet/outlet water temperature 7/12 °C; inlet air temperature 27°C DB 19°C WB

Concealed ceiling unit with low ESP

AC fan motor unit for horizontal concealed mounting

- Easy installation and maintenance
- 4-speed fan motor
- High power air flow
- Wired electronic controllers range
- Available static pressure up to 50Pa
- Wide operating range
- Standard left and right side water connection
- Extended drain pan as standard
- Factory mounted valve (both left and right side)
- Nylon filter G2 class
- Polyethylene insulation

More details and final information can be found by scanning or clicking the QR codes.

FWE-CT FWE-CF

Indoor unit			FWE-CT/CF	02	03	04	06	07	08	10	02	03	04	06	07	08	10
				2-pipe							4-pipe						
Cooling capacity (standard conditions)	Total capacity	Super high	kW	2.17	3.22	4.34	6.06	6.83	7.84	9.96	2.1	3.16	3.98	6.05	6.78	7.79	9.91
		High	kW	1.81	2.78	3.49	5.32	5.68	6.92	8.64	1.76	2.69	3.22	5.2	5.61	6.79	8.61
		Medium	kW	1.6	2.45	2.96	4.56	4.94	6.07	7.51	1.56	2.36	2.7	4.47	4.91	5.98	7.49
		Low	kW	0.9	1.4	1.8	2.8	3.1	3.9	4.9	0.85	1.40	1.63	2.72	3.10	3.88	4.88
	Sensible capacity	Super high	kW	1.61	2.44	3.27	4.55	4.83	6.02	7.58	1.55	2.37	3.19	4.49	5.16	5.91	7.45
		High	kW	1.33	2.08	2.58	3.94	4.3	5.25	6.48	1.28	1.99	2.53	3.81	4.2	5.09	6.39
		Medium	kW	1.16	1.82	2.16	3.34	3.71	4.56	5.57	1.13	1.73	2.1	3.23	3.64	4.44	5.49
		Low	kW	0.7	1.2	1.4	2.1	2.5	3.1	3.7	0.66	1.18	1.35	2.02	2.47	3.05	3.65
	Latent capacity	Super high	kW	0.56	0.78	1.07	1.51	2	1.82	2.38	0.55	0.79	0.79	1.56	1.62	1.88	2.46
		High	kW	0.48	0.7	0.91	1.38	1.38	1.67	2.16	0.48	0.7	0.69	1.39	1.41	1.7	2.22
Heating capacity (standard conditions)		Super high	kW	2.38	3.66	4.77	6.48	7.96	9.00	11.08	2.02	3.11	4.01	5.43	6.69	7.50	9.15
		High	kW	1.96	3.13	3.76	5.61	6.53	7.84	9.43	1.71	2.69	3.31	4.73	5.65	6.62	8.06
		Medium	kW	1.72	2.74	2.81	4.73	5.62	6.78	8.08	1.54	2.41	2.83	4.13	5.03	5.91	7.10
		Low	kW	1.02	1.70	1.93	2.85	3.75	4.49	5.30	0.90	1.51	1.79	2.53	3.45	4.04	4.77
Power input	Super high		kW	0.046	0.069	0.083	0.119	0.163	0.181	0.23	0.046	0.069	0.083	0.119	0.163	0.181	0.23
	High		kW	0.039	0.054	0.059	0.093	0.128	0.145	0.18	0.039	0.054	0.059	0.093	0.128	0.145	0.18
	Medium		kW	0.034	0.047	0.05	0.073	0.105	0.117	0.145	0.034	0.047	0.05	0.073	0.105	0.117	0.145
	Low		kW	0.029	0.04	0.042	0.06	0.089	0.102	0.121	0.029	0.04	0.042	0.06	0.089	0.102	0.121
Dimensions	Unit	Height	mm	253													
	Packed unit	Width		590													
		Depth		705	875	1,005	1,205	1,455	1,555	1,815	705	875	1,005	1,205	1,455	1,555	1,815
		Height	mm	260													
		Width	mm	605													
		Depth	mm	720	890	1,020	1,220	1,470	1,570	1,830	720	890	1,020	1,220	1,470	1,570	1,830
Weight	Unit		kg	17.0	20.2	23.7	28.4	36.7	39.1	45.5	18.1	21.6	25.3	30.1	39.7	41.4	48.9
	Operation weight		kg	17.0	20.2	23.7	28.4	36.7	39.1	45.5	18.1	21.6	25.3	30.1	39.7	41.4	48.9
	Packed unit		kg	18.8	22.4	26.1	31.1	40.0	42.3	49.2	19.9	23.8	27.7	32.9	43.0	44.6	52.6
Casing	Colour			Metal													
	Material			Galvanised steel													
Air filter	Type			Aluminium Frame PP Filter Net G2 Class													
Fan	Type			Centrifugal (Blade: Forward - curve)													
	Quantity			1		2		3		4	1		2		3		4
	Air flow rate	Super high	m^3/h	430	638	910	1,195	1,559	1,753	2,177	416	626	835	1,193	1,548	1,742	2,166
		High	m^3/h	311	518	619	926	1,188	1,413	1,735	302	501	571	905	1,173	1,386	1,729
		Medium	m^3/h	238	385	413	630	851	1,016	1,202	232	371	377	618	846	1,001	1,199
		Low	m^3/h	150	256	284	426	569	688	808	142	256	257	414	569	684	804
Total sound power level	Super high		dBA	51	61	58	62	62	64	65	51	61	58	62	62	64	65
	High		dBA	49	56	50	55	57	58	60	49	56	50	55	57	58	60
	Medium		dBA	37	49	40	48	47	50	50	37	49	40	48	47	50	50
	Low		dBA	31	38	32	39	38	41	40	31	38	32	39	38	41	40
Sound pressure level	Super high		dBA	41	51	48	52	52	54	55	41	51	48	52	52	54	55
	High		dBA	39	46	38	45	47	48	49	39	46	38	45	47	48	49
	Medium		dBA	26	39	28	36	37	40	39	26	39	28	36	37	40	39
	Low		dBA	21	28	22	29	27	31	29	21	28	22	29	27	31	29
Water flow	Cooling	Super high	l/h	254.4	381.6	525.6	768.0	886.2	1,023.0	1,228.8	246.0	374.4	478.2	767.4	879.0	918.0	1,222.8
		High	l/h	212.4	330.6	404.4	668.4	733.2	899.4	1,050.0	206.4	319.8	372.6	652.8	724.2	800.4	1,045.8
		Medium	l/h	190.8	294.0	342.6	558.6	631.2	783.6	870.0	188.4	284.4	312.6	546.6	627.6	705.0	866.4
		Low	l/h	114.6	183.6	208.8	327.0	388.2	496.8	565.2	108.6	183.6	192.6	318.6	388.2	459.0	562.8
	Heating	Super high	l/h	448.8	692.4	898.8	1,216.2	1562.4	1,757.4	2,085.0	333.6	514.8	657.6	881.4	1,153.2	1,243.2	1,501.2
		High	l/h	369.6	592.2	707.4	1,051.2	1279.2	1,530.6	1,773.0	280.2	445.2	540.0	763.8	970.2	1,093.8	1,318.2
		Medium	l/h	325.8	518.4	592.8	821.4	969.6	1,172.4	1,520.4	252.6	398.4	460.2	663.6	861.0	974.4	1,156.2
		Low	l/h	192.0	321.6	363.6	530.4	650.4	780.0	995.4	147.6	250.2	289.8	405.6	589.2	664.8	773.4
Piping connections	Drain	OD	mm	R 3/4"													
Power supply	Phase/Frequency/Voltage		Hz/V	1~/50/230													
Current input	Super high		A	0.21	0.31	0.37	0.53	0.73	0.81	1.03	0.21	0.31	0.37	0.53	0.73	0.81	1.03
	High		A	0.17	0.24	0.26	0.43	0.58	0.65	0.78	0.17	0.24	0.26	0.43	0.58	0.65	0.78
	Medium		A	0.15	0.21	0.22	0.33	0.47	0.52	0.65	0.15	0.21	0.22	0.33	0.47	0.52	0.65
	Low		A	0.13	0.18	0.19	0.27	0.40	0.46	0.54	0.13	0.18	0.19	0.27	0.40	0.46	0.54

Concealed ceiling unit with medium ESP

BLDC fan motor unit for horizontal concealed mounting. Continuous air flow regulation and fan speed modulation

- Blends unobtrusively with any interior decor: only the suction and discharge grills are visible
- Up to 50% energy savings with brush-less DC motor technology compared to traditional technology
- Instant adjustment to temperature and relative humidity changes
- Low operating sound level
- Highly flexible solutions: multiple sizes, piping topologies and connection valves
- Heat exchanger up to 4 rows
- Available static pressure up to 80Pa at maximum speed

More details and final information can be found by scanning or clicking the QR codes.

FWP-CT FWP-CF

Indoor unit	FWP-CT/CF	04			05			06			08			10			11			15			17		
2-pipe																									
Speed		min	med	max	min	med	max	min	med	max	min	med	max	min	med	max	min	med	max	min	med	max	min	med	max
Declared speed			2.5.7			1.5.7			1.6.7			1.4.7		1.6.7			1.6.7			5.6.7			5.6.7		
Control voltage (E)	V	2.90	8.00	9.00	4.30	7.50	8.40	4.50	7.40	8.30	5.40	8.30	9.90	3.40	7.60	8.50	3.40	7.60	8.50	6.80	7.50	8.30	6.80	7.50	8.30
Rated air flow (E)	m^3/h	109	246	276	171	275	341	195	360	402	305	532	652	333	687	760	333	687	760	1,050	1,163	1,289	1,050	1,163	1,289
Available static pressure (E)	Pa	10	50	63	19	50	77	19	50	63	17	50	75	12	50	61	12	50	61	40	50	60	40	50	60
Power input (E)	W	6	25	33	10	24	39	10	26	35	22	51	77	11	54	68	11	54	68	105	128	162	105	128	162
Maximum current absorption	A		0.32			0.60			0.84			0.84			0.91			0.91			3.52			3.52	
Total cooling capacity (1)(E)	kW	0.93	1.76	1.95	1.29	1.95	2.34	1.59	2.74	3.04	1.98	3.26	3.79	2.29	4.34	4.75	2.51	4.91	5.35	6.28	6.81	7.38	7.04	7.64	8.28
Sensible cooling capacity (1)(E)	kW	0.62	1.25	1.39	0.91	1.39	1.66	1.09	1.91	2.11	1.48	2.48	2.92	1.67	3.21	3.51	1.77	3.45	3.76	4.64	5.03	5.46	4.96	5.38	5.84
FCEER class (E)											A										C			B	
Water flow (2)	l/h	161	306	340	222	339	408	274	476	527	343	568	664	394	753	828	432	850	930	1,094	1,190	1,295	1,225	1,332	1,448
Water pressure drop (2)(E)	kPa	2	5	6	3	6	8	3	7	9	3	8	11	2	7	8	3	10	12	13	16	18	20	23	-
Heating capacity (3)(E)	kW	0.88	1.21	1.99	1.33	1.98	2.35	1.59	2.80	3.10	2.35	3.71	4.31	2.54	4.76	5.17	2.63	5.03	5.49	6.68	7.22	7.80	7.18	7.80	8.46
FCCOP class (E)											A										B				
Water flow (3)	l/h	153	315	346	231	345	408	276	488	538	408	644	749	441	827	898	457	875	955	1,162	1,256	1,356	1,248	1,355	1,471
Water pressure drop (3)(E)	kPa	1	4	5	2	5	7	2	6	8	4	9	11	2	7	8	3	9	11	12	14	16	17	19	22
Standard coil - number of rows			3			3			4			3			3			4			3			4	
Total sound power level (4)	dB(A)	28	49	52	39	50	54	39	50	54	38	52	58	38	55	58	38	55	58	61	63	69	61	63	69
Inlet + radiated sound power level (4)(E)	dB(A)	26	47	50	37	48	52	37	48	52	36	50	56	36	53	56	36	53	56	59	61	67	59	61	67
Outlet sound power level (4)(E)	dB(A)	25	46	49	36	47	51	36	47	51	35	49	55	35	52	55	35	52	55	58	60	66	58	60	66
Water content - standard coil	dm^3		1.20			1.20			2.20			1.60			2.50			3.30			2.50			3.30	
Cross-section area of power cables (5)	mm^2		1.00			1.00			1.00			1.00			1.00			1.00			1.50			1.50	
4-pipe																									
Speed		min	med	max	min	med	max	min	med	max	min	med	max	min	med	max	min	med	max	min	med	max	min	med	max
Declared speed			2.5.7			1.5.7			1.6.7			1.4.7			1.6.7			1.6.7			5.6.7			5.6.7	
Control voltage (E)	V	2.90	7.90	8.90	4.50	7.30	8.90	4.50	7.40	8.30	5.40	8.30	9.90	3.40	7.60	8.50	3.40	7.60	8.50	6.80	7.50	8.30	6.80	7.50	8.30
Rated air flow (E)	m^3/h	109	243	270	170	272	336	195	357	398	302	524	642	333	683	755	333	683	755	1,050	1,163	1,289	1,050	1,163	1,289
Available static pressure (E)	Pa	10	50	63	19	50	77	19	50	63	17	50	75	12	50	61	12	50	61	40	50	60	40	50	60
Power input (E)	W	6	25	32	10	23	39	10	26	35	21	50	77	11	54	67	11	54	67	105	128	162	105	128	162
Maximum current absorption	A		0.32			0.60			0.84			0.84			0.91			0.91			3.52			3.52	
Total cooling capacity (1)(E)	kW	0.93	1.74	1.91	1.28	1.93	2.31	1.59	2.72	3.01	1.95	3.22	3.75	2.29	4.32	4.72	2.51	4.88	5.32	6.28	6.81	7.38	7.04	7.64	8.28
Sensible cooling capacity (1)(E)	kW	0.62	1.24	1.36	0.90	1.38	1.64	1.09	1.89	2.09	1.47	2.44	2.89	1.67	3.19	3.48	1.77	3.43	3.74	4.64	5.03	5.46	4.96	5.38	5.84
FCEER class (E)			A			A			A			A			A			A			C			B	
Water flow (2)	l/h	161	302	333	221	335	404	274	473	522	339	562	656	394	749	822	432	846	925	1,094	1,190	1,295	1,225	1,332	1,448
Water pressure drop (2)(E)	kPa	2	5	6	3	6	8	3	7	9	3	8	11	2	7	8	3	10	12	13	16	18	20	23	26
Heating capacity (3)(E)	kW	1.14	1.93	2.06	1.55	2.07	2.32	2.09	3.09	3.29	2.80	3.82	4.24	3.40	5.17	5.45	3.40	5.17	5.45	6.42	6.73	7.06	6.42	6.73	7.06
FCCOP class (E)			A			A			A			A			A			A			C			C	
Water flow (3)	l/h	100	169	180	136	181	204	183	271	288	245	334	371	297	452	477	297	452	477	562	589	618	562	589	618
Water pressure drop (3)(E)	kPa	1	2	3	2	3	3	2	3	4	3	5	6	6	13	14	6	13	14	19	21	22	19	21	22
Total sound power level (4)		28	49	52	39	50	54	39	50	54	38	52	58	38	55	58	38	55	58	61	63	69	61	63	69
Standard coil - number of rows	dB(A)		3+1			3+1			4+1			3+1			3+1			4+1			3+1			4+1	
Inlet + radiated sound power level (4)(E)	dB(A)	26	47	50	37	48	52	37	48	52	36	50	56	36	53	56	36	53	56	59	61	67	59	61	67
Outlet sound power level (4)(E)	dB(A)	25	46	49	36	47	51	36	47	51	35	49	55	35	52	55	35	52	55	58	60	66	58	60	66
Water content - standard coil	dm^3		0.47			0.47			0.59			0.59			0.97			0.97			0.97			0.97	
Cross-section area of power cables (5)	mm^2		1.00			1.00			1.00			1.00			1.00			1.00			1.50			1.50	
Power supply cable type		N07V-K																							
Safety fuse F	A		1			1			1			1			1			1			2			2	
Fuses type		gG																							
Power supply Phase/Frequency	Hz	1~/50																							
Control systems Wired remote control		FWEC3A / FWECSA / FWTOUCH																							

(1) Water temperature 7°C / 12°C, air temperature dry bulb 27°C, wet bulb 19°C (47% relative humidity) according to EN1397:2015 | (2) Water temperature 7°C / 12°C, air temperature dry bulb 27°C, wet bulb 19°C (47% relative humidity) | (3) Water temperature 45°C / 40°C, air temperature 20°C | (4) Sound power measured according to standards ISO 3741 and ISO 3742 | (5) Sound pressure measured at a distance of 4 m in a free field with a directivity factor of 1 | (E) EUROVENT certified data

Concealed ceiling unit with medium ESP

AC fan motor unit for horizontal concealed mounting

- Compact dimensions, can easily be mounted in a narrow ceiling void
- Heat exchanger up to 4 rows
- Drain pan to collect the condensate from: heat exchanger and regulating valves -reversible water connections
- The air filter can easily be removed for cleaning
- Available static pressure up to 80Pa at maximum speed

More details and final information can be found by scanning or clicking the QR codes.

FWB-CT FWB-CF

Indoor unit	FWB-CT/CF	04			05			06			08			10			11			15			17		
2-pipe																									
Speed		min	med	max	min	med	max	min	med	max	min	med	max	min	med	max	min	med	max	min	med	max	min	med	max
Declared speed		2.5.7			1.5.7			1.6.7			1.4.7			1.6.7			1.6.7			5.6.7			5.6.7		
Rated air flow (E)	m^3/h	109	246	276	171	275	341	195	360	402	305	532	652	333	687	760	333	687	760	1,050	1,163	1,289	1,050	1,163	1,289
Available static pressure (E)	Pa	10	50	63	19	50	77	19	50	63	17	50	75	12	50	61	12	50	61	40	50	60	40	50	60
Power input (E)	W	24	57	82	34	69	106	34	85	106	76	143	192	76	167	192	76	167	192	235	280	332	235	280	332
Maximum current absorption	A	0.40			0.56			0.56			1.10			1.10			1.10			2.10			2.10		
Total cooling capacity (1)(E)	kW	0.92	1.72	1.90	1.27	1.90	2.27	1.57	2.69	2.96	1.92	3.17	3.68	2.22	4.22	4.63	2.44	4.79	5.23	6.15	6.66	7.21	6.91	7.49	8.12
Sensible cooling capacity (1)(E)	kW	0.61	1.21	1.34	0.89	1.34	1.59	1.07	1.86	2.03	1.42	2.39	2.81	1.60	3.09	3.39	1.70	3.33	3.64	4.51	4.88	5.29	4.83	5.23	5.67
FCEER class (E)		D									E			D											
Water flow (1)	l/h	160	306	340	222	339	408	274	476	527	343	568	664	394	753	828	432	850	930	1,095	1,191	1,295	1,225	1,333	1,448
Water pressure drop (2)(E)	kPa	2	5	6	3	6	8	3	7	9	3	8	11	2	7	8	3	10	12	13	16	18	20	23	26
Heating capacity (3)(E)	kW	0.88	1.81	1.99	1.33	1.98	2.35	1.59	2.80	3.10	2.35	3.71	4.31	2.54	4.76	5.17	2.63	5.03	5.49	6.68	7.22	7.80	7.18	7.80	8.46
FCCOP class (E)		D																							
Water flow (3)	l/h	153	315	346	231	345	408	276	488	538	408	644	749	442	827	898	457	875	955	1,162	1,256	1,357	1,248	1,356	1,472
Water pressure drop (3)(E)	kPa	1	4	5	2	5	7	2	6	8	4	9	11	2	7	8	3	9	11	12	14	16	17	20	23
Standard coil - number of rows		3			3			4			3			3			4			3			4		
Total sound power level (4)	dB(A)	28	49	52	39	50	54	39	50	54	38	52	58	38	55	58	38	55	58	61	63	69	61	63	69
Inlet + radiated sound power level (4)(E)	dB(A)	26	47	50	37	48	52	37	48	52	37	50	58	36	53	56	36	53	56	59	61	67	59	61	67
Outlet sound power level (4)(E)	dB(A)	25	46	49	36	47	51	36	47	51	35	47	56	35	52	55	35	52	55	58	60	66	58	60	66
Water content - standard coil	dm^3	1.20			1.20			1.60			1.60			2.50			3.30			2.50			3.30		
Power supply cable type		N07V-K																							
Cross-section area of power cables (5)	mm^2	1.00			1.00			1.00			1.50			1.50			1.50			1.50			1.50		
Safety fuse F	A	1			1			1			2			2			2			2			2		
Fuses type		gG																							
Power supply Phase/Frequency	Hz	1~/50																							
Control systems Wired remote control		FWEC1A / FWEC2A / FWEC3A / FWECSA / FWTOUCH																							
4-pipe																									
Speed		min	med	max	min	med	max	min	med	max	min	med	max	min	med	max	min	med	max	min	med	max	min	med	max
Declared speed		2.5.7			1.5.7			1.6.7			1.4.7			1.6.7			1.6.7			5.6.7			5.6.7		
Rated air flow (E)	m^3/h	109	243	270	170	272	336	195	357	398	302	524	642	333	683	755	333	683	755	1,050	1,163	1,289	1,050	1,163	1,289
Available static pressure (E)	Pa	10	50	63	19	50	77	19	50	63	17	50	75	12	50	61	12	50	61	40	50	60	40	50	60
Power input (E)	W	24	57	82	34	69	106	34	85	106	76	143	192	76	167	192	76	167	192	235	280	332	235	280	332
Maximum current absorption	A	0.40			0.56			0.56			1.10			1.10			1.10			2.10			2.10		
Total cooling capacity (1)(E)	kW	0.92	1.70	1.86	1.26	1.88	2.24	1.57	2.67	2.93	1.89	3.13	3.64	2.22	4.20	4.60	2.44	4.76	5.20	6.15	6.66	7.21	6.91	7.49	8.12
Sensible cooling capacity (1)(E)	kW	0.61	1.20	1.31	0.88	1.33	1.57	1.07	1.84	2.01	1.41	2.35	2.78	1.60	3.07	3.36	1.70	3.31	3.62	4.51	4.88	5.29	4.83	5.23	5.67
FCEER class (E)		D									E			D											
Water flow (1)	l/h	160	302	333	221	335	404	274	473	522	339	562	656	394	749	822	432	846	925	1,095	1,191	1,295	1,225	1,333	1,448
Water pressure drop (2)(E)	kPa	2	5	6	3	6	8	3	7	9	3	8	11	2	7	8	3	10	12	13	16	18	20	23	26
Heating capacity (3)(E)	kW	1.14	1.93	2.06	1.55	2.07	2.32	2.09	3.09	3.29	2.80	3.82	4.24	3.40	5.17	5.45	3.40	5.17	5.45	6.42	6.73	7.06	6.42	6.73	7.06
FCCOP class (E)		C			D			C			D			D											
Water flow (3)	l/h	100	169	180	136	181	204	183	271	288	245	334	371	297	452	477	297	452	477	562	590	618	562	590	618
Water pressure drop (3)(E)	kPa	1	2	3	2	3	3	2	3	4	3	5	6	6	13	14	6	13	14	19	21	22	19	21	22
Total sound power level		28	49	52	39	50	54	39	50	54	38	52	58	38	55	58	38	55	58	61	63	69	61	63	69
Additional coil - number of rows (4)	dB(A)	1																							
Inlet + radiated sound power level (4)(E)	dB(A)	26	47	50	37	48	52	37	48	52	36	50	56	36	53	56	36	53	56	59	61	67	59	61	67
Outlet sound power level (4)(E)	dB(A)	25	46	49	36	47	51	37	48	51	35	49	55	35	52	55	35	52	55	58	60	66	58	60	66
Water content - standard coil	dm^3	0.47						0.59						0.97											

(1) Water temperature 7°C / 12°C, air temperature dry bulb 27°C, wet bulb 19°C (47% relative humidity) according to EN1397:2015 | (2) Water temperature 7°C / 12°C, air temperature dry bulb 27°C, wet bulb 19°C (47% relative humidity) | (3) Water temperature 65°C / 55°C, air temperature 20°C | (4) Sound power measured according to standards ISO 3741 and ISO 3742 | (5) Sound pressure measured at a distance of 4 m in a free field with a directivity factor of 1 | (E) EUROVENT certified data

Concealed ceiling unit with high ESP

BLDC fan motor unit for horizontal or vertical mounting. Continuous air flow regulation and fan speed modulation

- Up to 70% energy savings with brushless DC motor technology compared to traditional technology
- Instant adjustment to temperature and relative humidity changes
- Low operating sound level
- Highly flexible solutions: multiple sizes, piping topologies and connection valves
- The air filter can easily be removed for cleaning
- Straight duct connector mounted to discharge side
- Available static pressure up to 120Pa at maximum speed

More details and final information can be found by scanning or clicking the QR codes.

FWN-AT FWN-AF

Indoor unit			FWN-AT/AF	04	05	06	07	08	10	04	05	06	07	08	10
				2-pipe						4-pipe					
Cooling capacity (standard conditions)	Total capacity	High	kW	3.80	4.65	6.01	6.65	7.57	8.49	3.76	4.61	5.91	6.55	7.46	8.35
		Medium	kW	3.47	4.20	5.65	6.25	6.84	7.62	3.44	4.17	5.58	6.17	6.75	7.52
		Low	kW	2.83	3.38	5.22	5.78	6.20	6.84	2.82	3.36	5.17	5.71	6.14	6.77
	Sensible capacity	High	kW	2.98	3.56	4.47	5.04	6.29	6.83	2.95	3.53	4.39	4.97	6.19	6.71
		Medium	kW	2.70	3.19	4.20	4.73	5.60	6.07	2.68	3.17	4.15	4.66	5.52	5.98
		Low	kW	2.19	2.54	3.90	4.35	5.01	5.40	2.18	2.52	3.84	4.30	4.96	5.34
Heating capacity (standard conditions)		High	kW	4.05	4.83	6.42	7.26	7.88	8.93	3.91	3.89	5.72	5.65	7.99	7.94
		Medium	kW	3.69	4.36	6.03	6.80	7.11	8.04	3.68	3.66	5.51	5.45	7.47	7.44
		Low	kW	3.04	3.55	5.59	6.29	6.47	7.28	3.23		5.25	5.21	7.02	6.99
Power input	High		kW	0.112		0.152		0.248		0.112		0.152		0.248	
	Medium		kW	0.07		0.13		0.17		0.73		0.13		0.17	
	Low		kW	0.04		0.10		0.12		0.45	0.40	0.10		0.12	
FCEER				C	B	C					B	C			
FCCOP				B	A	B		C		B		C			
Dimensions	Unit	HeightxWidthxLength	mm	559x754x280		559x964x280		559x1,170x280		559x754x280		559x964x280		559x1,170x280	
Weight	Unit		kg	32.5	33.3	40.6	41.7	47.3	48.7	34.7	35.5	43.2	44.4	50.3	51.7
Air filter	Type			Acrylic - Filtering class EU2											
Fan	Type			Centrifugal											
	Quantity			1		2				1		2			
	Air flow rate	High	m^3/h	802	791	1,238	1,203	1,606	1,581	793	783	1,211	1,182	1,576	1,550
		Medium	m^3/h	700	692	1,134	1,107	1,384	1,371	694	686	1,115	1,088	1,362	1,349
		Low	m^3/h	534	532	1,019	1,000	1,207	1,198	531	529	1,005	985	1,192	1,184
Total sound power level	High		dBA	66.0		69.0		72.0		66.0		69.0		72.0	
	Medium		dBA	61.0		63.0		67.0		61.0		63.0		67.0	
	Low		dBA	54.0		59.0	61.0	62.0		54.0		59.0	61.0	62.0	
Sound pressure level	High		dBA	61.0		64.0		67.0		61.0		64.0		67.0	
	Medium		dBA	56.0		58.0		62.0		56.0		58.0		62.0	
	Low		dBA	49.0		54.0	56.0	57.0		49.0		54.0	56.0	57.0	
Electric heater	Power input (Optional)		kW	2.0		6.0		9.0		2.0		6.0		9.0	
Piping connections	Drain	OD	mm	17											
Power supply	Phase/Frequency/Voltage		Hz/V	1~/50/230											
Control systems	Wired remote control			FWEC3A / FWECSA / FWTOUCH											

For standard conditions refer to the Measuring Conditions table, at the end of this catalogue

Concealed ceiling unit with high ESP

AC fan motor unit for horizontal or vertical concealed mounting

- Quick fixing system for wall or ceiling mounted installation
- Straight duct connector mounted to discharge side
- The air filter can easily be removed for cleaning
- Available static pressure up to 180Pa at maximum speed

More details and final information can be found by scanning or clicking the QR codes.

FWD-AT

FWD-AF

Indoor unit			FWD-AT/AF	04	06	08	10	12	16	18	04	06	08	10	12	16	18
				2-pipe							4-pipe						
Cooling capacity (standard conditions)	Total capacity	High	kW	3.65	5.71	7.33	8.25	11.86	15.92	17.74	3.62	5.60	7.20	8.10	11.66	15.84	17.66
		Medium	kW	3.36	5.39	6.63	7.41	10.12	13.83	15.36	3.33	5.32	6.54	7.31	10.00	13.77	15.29
		Low	kW	2.74	4.99	6.03	6.68	8.42	11.63	12.92	2.73	4.92	5.97	6.61	8.33	11.59	12.87
	Sensible capacity	High	kW	2.83	4.16	6.04	6.58	9.22	12.21	13.49	2.80	4.08	5.94	6.46	9.06	12.14	13.41
		Medium	kW	2.59	3.94	5.39	5.86	7.75	10.43	11.40	2.57	3.89	5.31	5.77	7.66	10.38	11.34
		Low	kW	2.10	3.66	4.84	5.23	6.35	8.61	9.37	2.09	3.60	4.79	5.17	6.29	8.58	9.34
Heating capacity (standard conditions)		High	kW	4.05	6.42	7.88	8.93	12.72	17.29	19.05	3.91	5.72	7.99	7.94	14.43	19.30	19.20
		Medium	kW	3.69	6.03	7.11	8.04	10.84	15.05	16.40	3.68	5.51	7.47	7.44	12.63	17.17	17.03
		Low	kW	3.04	5.59	6.47	7.28	9.06	12.68	13.73	3.23	5.25	7.02	6.99	10.86	14.88	14.79
Power input	High		kW	0.265	0.460	0.505		0.750	1.300		0.265	0.460	0.505		0.750	1.300	
	Medium		kW	0.19	0.39	0.38		0.54	1.09		0.19	0.39	0.38		0.54	1.09	
	Low		kW	0.14	0.35	0.29		0.37	0.87		0.14	0.35	0.29		0.37	0.87	
Dimensions	Unit	HeightxWidthxLength	mm	559x754x 280	559x964x 280	559x1,170x280		718x1,170x 353	718x1,380x353		559x754x 280	559x964x 280	559x1,170x280		718x1,170x 353	718x1,380x353	
Weight	Unit		kg	32.5	40.6	47.3	48.7	65.3	77.0	79.5	34.7	43.2	50.3	51.7	70.9	83.4	85.9
Air filter	Type			Acrylic fiber - Filtering class G2 (G4 on request)													
Fan	Type			Centrifugal													
	Quantity			1	2						1	2					
	Air flow rate	High	m^3/h	802	1,241	1,609	1,584	2,380	3,206	3,175	794	1,212	1,573	1,550	2,328	3,186	3,155
		Medium	m^3/h	700	1,134	1,384	1,371	1,898	2,641	2,604	694	1,115	1,362	1,349	1,871	2,626	2,590
		Low	m^3/h	534	1,021	1,208	1,200	1,485	2,092	2,073	532	1,004	1,194	1,186	1,466	2,084	2,065
Total sound power level	High		dBA	66.0	69.0	72.0		74.0	78.0		66.0	69.0	72.0		74.0	78.0	
	Medium		dBA	61.0	63.0	67.0			73.0		61.0	64.0	67.0			73.0	
	Low		dBA	54.0	59.0	62.0		60.0	69.0		54.0	61.0	62.0		60.0	69.0	
Sound pressure level	High		dBA	61.0	64.0	67.0		69.0	73.0		61.0	64.0	67.0		69.0	73.0	
	Medium		dBA	56.0	58.0	62.0			68.0		56.0	59.0	62.0			68.0	
	Low		dBA	49.0	54.0	57.0		55.0	64.0		49.0	56.0	57.0		55.0	64.0	
Electric heater	Power input (Optional)		kW	2.0	6.0	9.0			12.0		2.0	6.0	9.0			12.0	
Piping connections	Drain	OD	mm	17													
Power supply	Phase/Frequency/Voltage		Hz/V	1~/50/230													
Control systems	Wired remote control			FWEC1A / FWEC2A / FWEC3A / FWECSA / FWTOUCH													

For standard conditions refer to the Measuring Conditions table, at the end of this catalogue

Wall mounted unit

AC fan motor unit for wall mounting

- High aesthetic cabinet design
- Optimum air distribution
- Easy to install
- Wireless remote control up to 9 m distance
- 3-speed fan motor
- Wide operating range
- Low operating sound level thanks to tangential fan
- Insulated with self-extinguishing class 1 heat insulation
- Removable washable air filter (self-extinguishing class 1)

More details and final information can be found by scanning or clicking the QR codes.

FWT-GT

Indoor unit			FWT-GT	02	03	04	05	06
						2-pipe		
Cooling capacity (standard conditions)	Total capacity	High	kW	2.40	2.67	3.27	4.49	5.21
		Medium	kW	2.20	2.23	2.79	4.02	4.32
		Low	kW	1.94	2.02	2.52	3.76	4.04
	Sensible capacity	High	kW	1.82	1.99	2.60	3.38	4.03
		Medium	kW	1.73	1.69	2.21	3.00	3.52
		Low	kW	1.50	1.49	1.91	2.77	3.22
Heating capacity (standard conditions)		High	kW	2.71	2.96	3.71	5.07	6.23
		Medium	kW	2.41	2.62	3.29	4.51	5.38
		Low	kW	2.06	2.25	2.75	4.03	4.83
Power input	High		kW	0.031	0.032	0.042	0.053	0.072
	Medium		kW	0.03		0.04	0.05	0.07
	Low		kW	0.03			0.04	0.06
FCEER				D			C	D
FCCOP				C				
Dimensions	Unit	HeightxWidthxLength	mm	288x800x206			310x1,070x224	
Weight	Unit		kg	9.00			14.0	
Casing	Colour			White				
Air filter	Type			Washable Saranet				
Fan	Type			Cross flow fan				
	Quantity			1				
	Air flow rate	High	m^3/h	442	476	629	866	1,053
		Medium	m^3/h	391	425	544	765	883
		Low	m^3/h	340	374	442	663	782
Total sound power level	High		dBA	45.0	48.0	55.0		59.0
	Medium		dBA	41.0	44.0	50.0	51.0	54.0
	Low		dBA	36.0	39.0	45.0	47.0	51.0
Sound pressure level	High		dBA	34.0	35.0	42.0		46.0
	Medium		dBA	29.0	30.0	39.0	38.0	42.0
	Low		dBA	25.0		32.0	34.0	39.0
Piping connections	Drain	OD	mm	19				
Power supply	Phase/Frequency/Voltage		Hz/V	1N~/50/220-240				
Control systems	Infrared remote control			WRC-HPC				
	Wired remote control			MERCA / SRC-HPA				

For standard conditions refer to the Measuring Conditions table, at the end of this catalogue

Options & accessories - Fan coil units: Panels and Controls

INDOOR UNITS		FWC-BT/BF	FWF-BT/BF	FWH-A	FWI-A	FWZ-AT/AF	FWV-DAT/DAF	FWR-AT/AF	FWL-DAT/DAF
Panels	Decoration panel 600x600 (2-pipe)		BYFQ60B3	FPAN02A (2 up to 4 class)	FPAN02A (2 up to 4 class)				
	Decoration panel 900x900 (2-pipe)	BYCQ140C		FPAN06A (6 up to 8 class)	FPAN06A (6 up to 8 class)				
	Decoration panel 600x600 (4-pipe)			FPAN02A (2 up to 4 class)	FPAN02A (2 up to 4 class)				
	Decoration panel 900x900 (4-pipe)	BYCQ140C		FPAN06A (6 up to 8 class)	FPAN06A (6 up to 8 class)				
	Panel spacer for reducing required installation height	KDBQ44B60							
	Sealing member of air discharge outlet	KDBHQ55C140	KDBH44BA60						
	Rear panel					ERPV02A6 (2 class) ERPV03A6 (3 class) ERPV06A6 (6 class) ERPV10A6 (8 class)	ERPV02A6 (1, 15 & 2 class) ERPV03A6 (25 & 3 class) ERPV06A6 (35, 4 & 6 class) ERPV10A6 (8 & 10 class)	ERPV02A6 (2 class) ERPV03A6 (3 class) ERPV06A6 (6 class) ERPV10A6 (8 class)	ERPV02A6 (1, 15 & 2 class) ERPV03A6 (25 & 3 class) ERPV06A6 (35, 4 & 6 class) ERPV10A6 (8 & 10 class)
	Air intake & discharge grille					EAIDF02A6 (2 class) EAIDF03A6 (3 class) EAIDF06A6 (6 class) EAIDF10A6 (10 class)	EAIDF02A6 (1, 15 & 2 class) EAIDF03A6 (25 & 3 class) EAIDF06A6 (35, 4 & 6 class) EAIDF10A6 (8 & 10 class)	EAIDF02A6 (2 class) EAIDF03A6 (3 class) EAIDF06A6 (6 class) EAIDF10A6 (10 class)	EAIDF02A6 (1, 15 & 2 class) EAIDF03A6 (25 & 3 class) EAIDF06A6 (35, 4 & 6 class) EAIDF10A6 (8 & 10 class)
Individual control systems & network	Wired remote controller (standard)	BRC315D	BRC315D	FWEC1A			FWEC1A		FWEC1A
	Wired remote controller (advanced)			FWEC2A			FWEC2A		FWEC2A
	Wired remote controller (advanced Plus)			FWEC3A	FWEC3A	FWEC3A	FWEC3A	FWEC3A	FWEC3A
	Wired remote controller (heat pump)								
	Wireless controller (heat pump)	BRC7F532F	BRC7E530						
	Controller electromechanical						ECFWMB6		ECFWMB6
	Split controller - power control board			FWECSAP	FWECSAP	FWECSAP	FWECSAP	FWECSAP	FWECSAP
	Split controller - control panel			FWECSAC	FWECSAC	FWECSAC	FWECSAC	FWECSAC	FWECSAC
	Split controller - touch screen control panel			FWTOUCHW (white) FWTOUCHB (black) FWTOUCHG (grey)	FWTOUCHW (white) FWTOUCHB (black) FWTOUCHG (grey)	FWTOUCHW (white) FWTOUCHB (black) FWTOUCHG (grey)	FWTOUCHW (white) FWTOUCHB (black) FWTOUCHG (grey)	FWTOUCHW (white) FWTOUCHB (black) FWTOUCHG (grey)	FWTOUCHW (white) FWTOUCHB (black) FWTOUCHG (grey)
	On-board mounting kit					FWECKA	FWECKA	FWECKA	FWECKA
	Wall-mounting kit					FWFCKA	FWFCKA	FWFCKA	FWFCKA
Centralised control systems	Central remote control	DCS302CA51	DCS302CA51						
	Unified ON/OFF control	DCS301BA51	DCS301BA51						
	Schedule timer	DST301BA51	DST301BA51						
Building Management System & Standard protocol interface	Intelligent Touch Manager	DCM601A5A	DCM601A5A						
	Intelligent Touch Controller	DCS601C51C	DCS601C51C						

1. Decoration panel code includes wireless controller

FWS-AT/AF	FWM-DAT/DAF	FWE-DT/DF	FWE-CT/CF	FWP-CT/CF	FWB-CT/CF	FWD-AT/AF	FWN-AT/AF	FWT-GT
EAIDF02A6 (2 class) EAIDF03A6 (3 class) EAIDF06A6 (6 class) EAIDF10A6 (10 class)	EAIDF02A6 (1, 15 & 2 class) EAIDF03A6 (25 & 3 class) EAIDF06A6 (35, 4 & 6 class) EAIDF10A6 (8 & 10 class)							
	FWEC1A	FWEC1A	FWEC1A		FWEC1A	FWEC1A		MERCA
	FWEC2A	FWEC2A	FWEC2A		FWEC2A	FWEC2A		
FWEC3A	FWEC3A	FWEC3A	FWEC3A	FWEC3A	FWEC3A	FWEC3A	FWEC3A	
								SRC-HPA
								WRC-HPC
	ECFWMB6							
FWECSAP	FWECSAP	FWECSAP	FWECSAP	FWECSAP	FWECSAP	FWECSAP	FWECSAP	
FWECSAC	FWECSAC	FWECSAC	FWECSAC	FWECSAC	FWECSAC	FWECSAC	FWECSAC	
FWTOUCHW (white) FWTOUCHB (black) FWTOUCHG (grey)	FWTOUCHW (white) FWTOUCHB (black) FWTOUCHG (grey)	FWTOUCHW (white) FWTOUCHB (black) FWTOUCHG (grey)	FWTOUCHW (white) FWTOUCHB (black) FWTOUCHG (grey)	FWTOUCHW (white) FWTOUCHB (black) FWTOUCHG (grey)	FWTOUCHW (white) FWTOUCHB (black) FWTOUCHG (grey)	FWTOUCHW (white) FWTOUCHB (black) FWTOUCHG (grey)	FWTOUCHW (white) FWTOUCHB (black) FWTOUCHG (grey)	
FWFCKA	FWFCKA	FWFCKA	FWFCKA	FWFCKA	FWFCKA	FWFCKA	FWFCKA	

INDOOR UNITS		FWC-BT/BF	FWF-BT/BF	FWH-A	FWI-A	FWZ-AT/AF	FWV-DAT/DAF	FWR-AT/AF	FWL-DAT/DAF
ON/OFF valves 230V	3-ways 230V ON/OFF valve kit (2-pipe)	EKMV3C09B	EKMV3C09B	E2C3V02A (2 up to 4 class) E2C3V06A (6 up to 8 class)	E2C3V02A (2 up to 4 class) E2C3V06A (6 up to 8 class)	E2MV03A6 (2, 3 & 6 class) E2MV10A6 (8 class)	E2MV03A6 (1 up to 35 class) E2MV06A6 (4 & 6 class) E2MV10A6 (8 & 10 class)	E2MV03A6 (2, 3 & 6 class) E2MV10A6 (8 class)	E2MV03A6 (1 up to 35 class) E2MV06A6 (4 & 6 class) E2MV10A6 (8 & 10 class)
	3-ways 230V ON/OFF valve kit (4-pipe)	EKMV3C09B x2	EKMV3C09B x2	E4C3V02A (2 up to 4 class) E4C3V06A (6 up to 8 class)	E4C3V02A (2 up to 4 class) E4C3V06A (6 up to 8 class)	E4MV03A6 (2, 3 & 6 class) E4MV10A6 (8 class)	E4MV03A6 (1 up to 35 class) E4MV06A6 (4 & 6 class) E4MV10A6 (8 & 10 class)	E4MV03A6 (2, 3 & 6 class) E4MV10A6 (8 class)	E4MV03A6 (1 up to 35 class) E4MV06A6 (4 & 6 class) E4MV10A6 (8 & 10 class)
	2-ways 230V ON/OFF valve kit (2-pipe)	EKMV2C09B	EKMV2C09B	E2C2V02A (2 up to 4 class) E2C2V06A (6 up to 8 class)	E2C2V02A (2 up to 4 class) E2C2V06A (6 up to 8 class)				
	2-ways 230V ON/OFF valve kit (4-pipe)	EKMV2C09B x 2	EKMV2C09B x 2	E4C2V02A (2 up to 4 class) E4C2V06A (6 up to 8 class)	E4C2V02A (2 up to 4 class) E4C2V06A (6 up to 8 class)				
	2-ways 230V ON/OFF valve kit (cooling heat exchanger)					E2MV2B07A6 (2, 3 & 6 class) E2MV2B10A6 (8 class)	E2MV2B07A6 (1 up to 6 class) E2MV2B10A6 (8 & 10 class)	E2MV2B07A6 (2 up to 6 class) E2MV2B10A6 (8 class)	E2MV2B07A6 (1 up to 6 class) E2MV2B10A6 (8 & 10 class)
	2-ways 230V ON/OFF valve kit (additional heat exchanger)					E2MV2B07A6	E2MV2B07A6	E2MV2B07A6	E2MV2B07A6
	3-ways 230V ON/OFF valve kit (additional heat exchanger)								
	Simplified 3-ways 230V ON/OFF valve kit (2-pipe)					E2MVD03A6 (2 & 3 class) E2MVD06A6 (6 class) E2MVD10A6 (8 class)	E2MVD03A6 (1 up to 35 class) E2MVD06A6 (4 & 6 class) E2MVD10A6 (8 & 10 class)	E2MVD03A6 (2 & 3 class) E2MVD06A6 (6 class) E2MVD10A6 (8 class)	E2MVD03A6 (1 up to 35 class) E2MVD06A6 (4 & 6 class) E2MVD10A6 (8 & 10 class)
	Simplified 3-ways 230V ON/OFF valve kit (4-pipe)					E4MVD03A6 (2 & 3 class) E4MVD06A6 (6 class) E4MVD10A6 (8 class)	E4MVD03A6 (1 up to 35 class) E4MVD06A6 (4 & 6 class) E4MVD10A6 (8 & 10 class)	E4MVD03A6 (2 & 3 class) E4MVD06A6 (4 & 6 class) E4MVD10A6 (8 & 10 class)	E4MVD03A6 (1 up to 35 class) E4MVD06A6 (4 & 6 class) E4MVD10A6 (8 & 10 class)
ON/OFF valves 24V	3-ways 24V ON/OFF valve kit (2-pipe)			E2C324V02A (2 up to 4 class) E2C324V06A (6 up to 8 class)	E2C324V02A (2 up to 4 class) E2C324V06A (6 up to 8 class)				
	2-ways 24V ON/OFF valve kit (2-pipe)			E2C224V02A (2 up to 4 class) E2C224V06A (6 up to 8 class)	E2C224V02A (2 up to 4 class) E2C224V06A (6 up to 8 class)				
	3-ways 24V ON/OFF valve kit (cooling heat exchanger)					E2M2V03A6 (2 & 3 class) E2M2V06A6 (6 class) E2M2V10A6 (8 class)	E2M2V03A6 (1 up to 35 class) E2M2V06A6 (4 & 6 class) E2M2V10A6 (8 & 10 class)	E2M2V03A6 (2 & 3 class) E2M2V06A6 (6 class) E2M2V10A6 (8 class)	E2M2V03A6 (1 up to 35 class) E2M2V06A6 (4 & 6 class) E2M2V10A6 (8 & 10 class)
	3-ways 24V ON/OFF valve kit (4-pipe)			E4C324V02A (2 up to 4 class) E4C324V06A (6 up to 8 class)	E4C324V02A (2 up to 4 class) E4C324V06A (6 up to 8 class)	E4M2V03A6 (2 & 3 class) E4M2V06A6 (6 class) E4M2V10A6 (8 class)	E4M2V03A6 (1 up to 35 class) E4M2V06A6 (4 & 6 class) E4M2V10A6 (8 & 10 class)	E4M2V03A6 (2 & 3 class) E4M2V06A6 (6 class) E4M2V10A6 (8 class)	E4M2V03A6 (1 up to 35 class) E4M2V06A6 (4 & 6 class) E4M2V10A6 (8 & 10 class)
	2-ways 24V ON/OFF valve kit (cooling heat exchanger)					E2M2V207A6 (2, 3 & 6 class) E2M2V210A6 (8 class)	E2M2V207A6 (1 up to 6 class) E2M2V210A6 (8 & 10 class)	E2M2V207A6 (2, 3 & 6 class) E2M2V210A6 (8 class)	E2M2V207A6 (1 up to 35 class) E2M2V210A6 (8 & 10 class)
	2-ways 24V ON/OFF valve kit (additional heat exchanger)					E2M2V207A6	E2M2V207A6	E2M2V207A6	E2M2V207A6
	2-ways 24V ON/OFF valve kit (4-pipe)			E4C224V02A (2 up to 4 class) E4C224V06A (6 up to 8 class)	E4C224V02A (2 up to 4 class) E4C224V06A (6 up to 8 class)				

FWS-AT/AF	FWM-DAT/DAF	FWE-DT/DF	FWE-CT/CF	FWP-CT/CF	FWB-CT/CF	FWD-AT/AF	FWN-AT/AF	FWT-GT
E2MV03A6 (2, 3 & 6 class) E2MV10A6 (8 class)	E2MV03A6 (1 up to 35 class) E2MV06A6 (4 & 6 class) E2MV10A6 (8 & 10 class)	E3V2VN02V3WA	EK2MV3B10C5	E4V2N05OV3WA (4 & 5 class) E4V2N08OV3WA (6 & 8 class) E2MV10B6 (10 up to 17 class)	E4V2N05OV3WA (4 & 5 class) E4V2N08OV3WA (6 & 8 class) E2MV10B6 (10 up to 17 class)	ED2MV04A6 (4 class) ED2MV10A6 (6, 8 & 10 class) ED2MV12A6 (12 class) ED2MV18A6 (16 & 18 class)	ED2MV04A6 (4 & 5 class) ED2MV10A6 (6 up 10 class)	
E4MV03A6 (2, 3 & 6 class) E4MV10A6 (8 class)	E4MV03A6 (1 up to 35 class) E4MV06A6 (4 & 6 class) E4MV10A6 (8 & 10 class)	E3V4VN02V3WA	EK4MV3B10C5	E4V2N05OV3WA + E4VHN08OV3WA (4 up to 5 class) E4V2N08OV3WA + E4VHN08OV3WA (6 up to 8 class) E2MV10B6 + E4VHN17OV3WA (10 up to 17 class)	E4V2N05OV3WA + E4VHN08OV3WA (4 up to 5 class) E4V2N08OV3WA + E4VHN08OV3WA (6 up to 8 class) E2MV10B6 + E4VHN17OV3WA (10 up to 17 class)	ED4MV04A6 (4 class) ED4MV10A6 (6, 8 & 10 class) ED4MV12A6 x 2 (12 class) ED4MV18A6 x 2 (16 & 18 class)	ED4MV04A6 (4 & 5 class) ED4MV10A6 (6 up 10 class)	
		E2V2VN01V3WA	EK2MV2B10C5					
		E2V4VN01V3WA	EK4MV2B10C5	E2MV2B07A6 + E2MV2B07A6 (4 up to 8 class) E2MV2B10A6 + E2MV2B07A6 (10 up to 17 class)	E2MV2B07A6 + E2MV2B07A6 (4 up to 8 class) E2MV2B10A6 + E2MV2B07A6 (10 up to 17 class)			
E2MV2B07A6 (2 up to 6 class) E2MV2B10A6 (8 class)	E2MV2B07A6 (1 up to 6 class) E2MV2B10A6 (8 & 10 class)			E2MV2B07A6 (4 up to 8 class) E2MV2B10A6 (10 up to 17 class)	E2MV2B07A6 (4 up to 8 class) E2MV2B10A6 (10 up to 17 class)			
E2MV2B07A6	E2MV2B07A6			E2MV2B07A6	E2MV2B07A6			
				E4VHN08OV3WA (4 up to 8 class) E4VHN17OV3WA (10 up to 17 class)	E4VHN08OV3WA (4 up to 8 class) E4VHN17OV3WA (10 up to 17 class)			
E2MVD03A6 (2 & 3 class) E2MVD06A6 (6 class) E2MVD10A6 (8 class)	E2MVD03A6 (1 up to 35 class) E2MVD06A6 (4 & 6 class) E2MVD10A6 (8 & 10 class)							
E4MVD03A6 (2 & 3 class) E4MVD06A6 (4 & 6 class) E4MVD10A6 (8 & 10 class)	E4MVD03A6 (1 up to 35 class) E4MVD06A6 (4 & 6 class) E4MVD10A6 (8 & 10 class)							
E2M2V03A6 (2 & 3 class) E2M2V06A6 (6 class) E2M2V10A6 (8 class)	E2M2V03A6 (1 up to 35 class) E2M2V06A6 (4 & 6 class) E2M2V10A6 (8 & 10 class)			E4V2N05O24WA (4 & 5 class) E4V2N08O24WA (6 & 8 class) E4V2N17O24WA (10 up to 17 class)	E4V2N05O24WA (4 & 5 class) E4V2N08O24WA (6 & 8 class) E4V2N17O24WA (10 up to 17 class)			
E4M2V03A6 (2 & 3 class) E4M2V06A6 (6 class) E4M2V10A6 (8 class)	E4M2V03A6 (1 up to 35 class) E4M2V06A6 (4 & 6 class) E4M2V10A6 (8 & 10 class)							
E2M2V207A6 (2, 3 & 6 class) E2M2V210A6 (8 class)	E2M2V207A6 (1 up to 35 class) E2M2V210A6 (8 & 10 class)			E2M2V207A6 (4 up to 8 class) E2M2V210A6 (10 up to 17 class)	E2M2V207A6 (4 up to 8 class) E2M2V210A6 (10 up to 17 class)			
E2M2V207A6	E2M2V207A6			E2M2V207A6	E2M2V207A6			
				E2M2V207A6 + E2M2V207A6 (4 up to 8 class) E2M2V210A6 + E2M2V207A6 (10 up to 17 class)	E2M2V207A6 + E2M2V207A6 (4 up to 8 class) E2M2V210A6 + E2M2V207A6 (10 up to 17 class)			

INDOOR UNITS		FWC-BT/BF	FWF-BT/BF	FWH-A	FWI-A	FWZ-AT/AF	FWV-DAT/DAF	FWR-AT/AF	FWL-DAT/DAF
Proportional valves	3-ways proportional valve kit (2-pipe)			E2C3PV02A (2 up to 4 class) E2C3PV06A (6 up to 8 class)	E2C3PV02A (2 up to 4 class) E2C3PV06A (6 up to 8 class)	E2MPV03A6 (2 & 3 class) E2MPV06A6 (6 class) E2MPV10A6 (8 class)	E2MPV03A6 (1 up to 35 class) E2MPV06A6 (4 & 6 class) E2MPV10A6 (8 & 10 class)	E2MPV03A6 (2 & 3 class) E2MPV06A6 (6 class) E2MPV10A6 (8 class)	E2MPV03A6 (1 up to 35 class) E2MPV06A6 (4 & 6 class) E2MPV10A6 (8 & 10 class)
	3-ways proportional valve kit (additional heat exchanger)								
	2-ways proportional valve kit (2-pipe)			E2C2PV02A (2 up to 4 class) E2C2PV06A (6 up to 8 class)	E2C2PV02A (2 up to 4 class) E2C2PV06A (6 up to 8 class)				
	3-ways proportional valve kit (4-pipe)			E4C3PV02A (2 up to 4 class) E4C3PV06A (6 up to 8 class)	E4C3PV02A (2 up to 4 class) E4C3PV06A (6 up to 8 class)	E4MPV03A6 (2 & 3 class) E4MPV06A6 (6 class) E4MPV10A6 (8 class)	E4MPV03A6 (1 up to 35 class) E4MPV06A6 (4 & 6 class) E4MPV10A6 (8 & 10 class)	E4MPV03A6 (2 & 3 class) E4MPV06A6 (6 class) E4MPV10A6 (8 class)	E4MPV03A6 (1 up to 35 class) E4MPV06A6 (4 & 6 class) E4MPV10A6 (8 & 10 class)
	2-ways proportional valve kit (cooling heat exchanger)					E2MPV207A6 (2, 3 & 6 class) E2MPV210A6 (8 class)	E2MPV207A6 (1 up to 6 class) E2MPV210A6 (8 & 10 class)	E2MPV207A6 (2, 3 & 6 class) E2MPV210A6 (8 class)	E2MPV207A6 (1 up to 6 class) E2MPV210A6 (8 & 10 class)
	2-ways proportional valve kit (additional heat exchanger)					E2MPV207A6	E2MPV207A6	E2MPV207A6	E2MPV207A6
	2-ways proportional valve kit (4-pipe)			E4C2PV02A (2 up to 4 class) E4C2PV06A (6 up to 8 class)	E4C2PV02A (2 up to 4 class) E4C2PV06A (6 up to 8 class)				
Pressure independent controlled valves	Pressure independent controlled valves (2-pipe) 2-way ON-OFF 230V			E2C2PICV02A (2 up to 4 class) E2C2PICV06A (6 up to 8 class)	E2C2PICV02A (2 up to 4 class) E2C2PICV06A (6 up to 8 class)				
	Pressure independent controlled valves (4-pipe) 2-way ON-OFF 230V			E4C2PICV02A (2 up to 4 class) E4C2PICV06A (6 up to 8 class)	E4C2PICV02A (2 up to 4 class) E4C2PICV06A (6 up to 8 class)				
	Pressure independent controlled valves (2-pipe) 2-way proportional 24V			E2C2PRPICV02A (2 up to 4 class) E2C2PRPICV06A (6 up to 8 class)	E2C2PRPICV02A (2 up to 4 class) E2C2PRPICV06A (6 up to 8 class)				
	Pressure independent controlled valves (4-pipe) 2-way proportional 24V			E4C2PRPICV02A (2 up to 4 class) E4C2PRPICV06A (6 up to 8 class)	E4C2PRPICV02A (2 up to 4 class) E4C2PRPICV06A (6 up to 8 class)				

FWS-AT/AF	FWM-DAT/DAF	FWE-DT/DF	FWE-CT/CF	FWP-CT/CF	FWB-CT/CF	FWD-AT/AF	FWN-AT/AF	FWT-GT
E2MPV03A6 (2 & 3 class) E2MPV06A6 (6 class) E2MPV10A6 (8 class)	E2MPV03A6 (1 up to 35 class) E2MPV06A6 (4 & 6 class) E2MPV10A6 (8 & 10 class)	E4V2PN04V3DA (3 up to 5 class) E4V2PN06V3DA (6 up to 8 class) E4V2PN10V3DA (10 & 11 class)		E4V2N05P24WA (4 & 5 class) E4V2N08P24WA (6 & 8 class) E2MPV10A6 (10 up to 17 class)	E4V2N05P24WA (4 & 5 class) E4V2N08P24WA (6 & 8 class) E2MPV10A6 (10 up to 17 class)			
				E4VHN08P24WA (4 up to 8 class) E4VHN17P24WA (10 up to 17 class)	E4VHN08P24WA (4 up to 8 class) E4VHN17P24WA (10 up to 17 class)			
E4MPV03A6 (2 & 3 class) E4MPV06A6 (6 class) E4MPV10A6 (8 class)	E4MPV03A6 (1 up to 35 class) E4MPV06A6 (4 & 6 class) E4MPV10A6 (8 & 10 class)	E4V4PN04V3DA (3 up to 5 class) E4V4PN06V3DA (6 up to 8 class) E4V4PN10V3DA (10 & 11 class)		E4V2N05P24WA + E4VHN08P24WA (4 & 5 class) E4V2N08P24WA + E4VHN08P24WA (6 & 8 class) E2MPV10A6 + E4VHN17P24WA (10 up to 17 class)	E4V2N05P24WA + E4VHN08P24WA (4 & 5 class) E4V2N08P24WA + E4VHN08P24WA (6 & 8 class) E2MPV10A6 + E4VHN17P24WA (10 up to 17 class)			
E2MPV207A6 (2, 3 & 6 class) E2MPV210A6 (8 class)	E2MPV207A6 (1 up to 6 class) E2MPV210A6 (8 & 10 class)			E2MPV207A6 (4 up to 8 class) E2MPV210A6 (10 up to 17 class)	E2MPV207A6 (4 up to 8 class) E2MPV210A6 (10 up to 17 class)			
E2MPV207A6	E2MPV207A6			E2MPV207A6	E2MPV207A6			
				E2MPV207A6 + E2MPV207A6 (4 up to 8 class) E2MPV210A6 + E2MPV207A6 (10 up to 17 class)	E2MPV207A6 + E2MPV207A6 (4 up to 8 class) E2MPV210A6 + E2MPV207A6 (10 up to 17 class)			
				FWBPVPIC2V15 (4 & 6 class) FWBPVPIC2V20 (8 & 10 class) FWBPVPIC2V25 (11 up to 17 class)	FWBPVPIC2V15 (4 & 6 class) FWBPVPIC2V20 (8 & 10 class) FWBPVPIC2V25 (11 up to 17 class)			
				FWBPVPIC2V1515LF (4 & 5 class) FWBPVPIC2V1515 (6 class) FWBPVPIC2V2015 (8 & 10 class) FWBPVPIC2V2515 (11 up to 17 class)	FWBPVPIC2V1515LF (4 & 5 class) FWBPVPIC2V1515 (6 class) FWBPVPIC2V2015 (8 & 10 class) FWBPVPIC2V2515 (11 up to 17 class)			

Options & accessories - Fan coil units: Others

INDOOR UNITS		FWC-BT/BF	FWF-BT/BF	FWH-A	FWI-A	FWZ-AT/AF	FWV-DAT/DAF	FWR-AT/AF	FWL-DAT/DAF
Adapters	Installation box/Mounting plate for adapter PCBs (when there is no space in the switchbox)	KRP1H98A	KRP1BB101						
	Wiring adapter for electrical appendices	KRP2A52 (2) KRP4AA53 (2)	KRP2A52 (2) KRP4AA53 (2)						
	Remote ON/OFF		EKROROA						
	Remote sensor	KRCS01-4	KRCS01-1						
	Optional PCB for MODBUS connection	EKFCMBCB	EKFCMBCB						
	Wiring adapter with 4 output signals for valve control PCB	EKRP1C11	EKRP1C11						
	Temperature sensor kit					FWTSKA	FWTSKA	FWTSKA	FWTSKA
	Relative humidity sensor kit					FWHSKA	FWHSKA	FWHSKA	FWHSKA
	Fan stop thermostat						YFSTA6		YFSTA6
	Master-slave interface						EPIMSA6		EPIMSA6
	Power interface								
Others	Fresh air intake kit (direct installation type)		KDDQ44XA60						
	Fresh air intake					EFA02A6 (2 class) EFA03A6 (3 class) EFA06A6 (6 class) EFA10A6 (8 class)	EFA02A6 (1, 15 & 2 class) EFA03A6 (25 & 3 class) EFA06A6 (35, 4 & 6 class) EFA10A6 (8 & 10 class)		
	Electrical box with earth terminal (2 blocks)	KJB212A	KJB212A						
	Electrical box with earth terminal (3 blocks)	KJB311A	KJB311A						
	Eletrical box with earth terminal	KJB411A	KJB411A						
	Electric heater (standard)					EEH02A6 (2 class) EEH03A6 (3 class) EEH06A6 (6 class) EEH10A6 (8 class)	EEH01A6 (1 class) EEH02A6 (15 & 2 class) EEH03A6 (25 & 3 class) EEH06A6 (35, 4 & 6 class) EEH10A6 (8 & 10 class)	EEH02A6 (2 class) EEH03A6 (3 class) EEH06A6 (6 class) EEH10A6 (8 class)	EEH01A6 (1 class) EEH02A6 (15 & 2 class) EEH03A6 (25 & 3 class) EEH06A6 (35, 4 & 6 class) EEH10A6 (8 & 10 class)
	Electric heater (big)								
	Additional heat exchanger					ESRH02A6 (2 class) ESRH03A6 (3 class) ESRH06A6 (6 class) ESRH10A6 (8 class)	ESRH02A6 (1, 15 & 2 class) ESRH03A6 (25 & 3 class) ESRH06A6 (35, 4 & 6 class) ESRH10A6 (8 & 10 class)	ESRH02A6 (2 class) ESRH03A6 (3 class) ESRH06A6 (6 class) ESRH10A6 (8 class)	ESRH02A6 (1, 15 & 2 class) ESRH03A6 (25 & 3 class) ESRH06A6 (35, 4 & 6 class) ESRH10A6 (8 & 10 class)
	Supporting feet					ESFV06A6 (2, 3 & 6 class) ESFV10A6 (8 class)	ESFV06A6 (1 up to 6 class) ESFV10A6 (8 & 10 class)	ESFV06A6 (2, 3 and 6 class) ESFV10A6 (8 class)	ESFV06A6 (1 up to 6 class) ESFV10A6 (8 & 10 class)
	Supporting feet and grille					ESFVG02A6 (2 class) ESFVG03A6 (3 class) ESFVG06A6 (6 class) ESFVG10A6 (8 class)	ESFVG02A6 (1, 15 & 2 class) ESFVG03A6 (25 & 3 class) ESFVG06A6 (35, 4 & 6 class) ESFVG10A6 (8 & 10 class)		
	Spigot for introduction of mixed renewal air			SPFAI1A	SPFAI1A				
	Plenum box with circular connections			PPAI02A (2 up to 4 class) PPAI06A (6 up to 8 class)	PPAI02A (2 up to 4 class) PPAI06A (6 up to 8 class)				
	Plenum box (not insulated) with circular connections (supply side)								
	Plenum box (insulated) with circular connections (supply side)								
	G4 Filter								
	Vertical auxiliary drain pan					EDPVB6	EDPVB6	EDPVB6	EDPVB6
	Horizontal auxiliary drain pan					EDPHB6	EDPHB6	EDPHB6	EDPHB6
	Drain pump	included	included			CDRP1A	CDRP1A	CDRP1A (only vertical installation)	CDRP1A (only vertical installation)
	Vertical installation kit (Wall Mounted)								

2. Requires KRP1H98

FWS-AT/AF	FWM-DAT/DAF	FWE-DT/DF	FWE-CT/CF	FWP-CT/CF	FWB-CT/CF	FWD-AT/AF	FWN-AT/AF	FWT-GT
FWTSKA	FWTSKA	FWTSKA	FWTSKA	FWTSKA	FWTSKA	FWTSKA	FWTSKA	
FWHSKA	FWHSKA	FWHSKA	FWHSKA	FWHSKA	FWHSKA	FWHSKA	FWHSKA	
	YFSTA6				YFSTA6	YFSTA6		
	EPIMSA6	EPIMSA6	EPIMSA6		EPIMSA6	EPIMSA6		
						EPIB6 (only 16 & 18 class)		
						EDMFA04A6 (4 class) EDMFA06A6 (6 class) EDMFA10A6 (8 & 10 class) EDMFA12A6 (12 class) EDMFA18A6 (16 & 18 class)	EDMFA04A6 (4 & 5 class) EDMFA06A6 (6 & 7 class) EDMFA10A6 (8 & 10 class)	
EEH02A6 (2 class) EEH03A6 (3 class) EEH06A6 (6 class) EEH10A6 (8 class)	EEH01A6 (1 class) EEH02A6 (15 & 2 class) EEH03A6 (25 & 3 class) EEH06A6 (35, 4 & 6 class) EEH10A6 (8 & 10 class)			EH060V3A (4 & 5 class) EH100V36A 6 & 8 class) EH200V36A (10 up to 17 class)	EH060V3A (4 & 5 class) EH100V36A (6 & 8 class) EH200V36A (10 up to 17 class)	EDEH04A6 (4 class) EDEHS06B6 (6 class) EDEHS10B6 (8 & 10 class) EDEHS12B6 (12 class) EDEHS18B6 (16 & 18 class)	EDEH04A6 (4 & 5 class) EDEHS06B6 (6 & 7 class) EDEHS10B6 (8 & 10 class)	
						EDEH04A6 (4 class) EDEHB06A6 (6 class) EDEHB10A6 (8 & 10 class) EDEHB12A6 (12 class) EDEHB18A6 (16 & 18 class)	EDEH04A6 (4 & 5 class) EDEHB06A6 (6 & 7 class) EDEHB10A6 (8 & 10 class)	
ESRH02A6 (2 class) ESRH03A6 (3 class) ESRH06A6 (6 class) ESRH10A6 (8 class)	ESRH02A6 (1, 15 & 2 class) ESRH03A6 (25 & 3 class) ESRH06A6 (35, 4 & 6 class) ESRH10A6 (8 & 10 class)							
ESFV06A6 (2, 3 & 6 class) ESFV10A6 (8 class)	ESFV06A6 (1 up to 6 class) ESFV10A6 (8 & 10 class)	ESFH01D5 (installation leg for vertical application)						
EPCC02A6 (2 class) EPCC03A6 (3 class) EPCC06A6 (6 class) EPCC10A6 (8 class)	EPCC02A6 (1,15 & 2 class) EPCC03A6 (25 & 3 class) EPCC06A6 (35, 4 & 6 class) EPCC10A6 (8 & 10 class)							
				PLT1NAA (4 & 5 class) PLT2NAA (6 & 8 class) PLT3NAA (10 up to 17 class)	PLT1NAA (4 & 5 class) PLT2NAA (6 & 8 class) PLT3NAA (10 up to 17 class)			
				PLT1CAA (4 & 5 class) PLT2CAA (6 & 8 class) PLT3CAA (10 up to 17 class)	PLT1CAA (4 & 5 class) PLT2CAA (6 & 8 class) PLT3CAA (10 up to 17 class)			
				FG4T1AA (4 & 5 class) FG4T2AA (6 & 8 class) FG4T3AA (10 up to 17 class)	FG4T1AA (4 & 5 class) FG4T2AA (6 & 8 class) FG4T3AA (10 up to 17 class)			
EDPVB6	EDPVB6	ESFD01D6				EDDPV10A6 (4, 6, 8, 10 class) EDDPV18A6 (12, 16 & 18 class)	EDDPV10A6	
EDPHB6	EDPHB6			EDPD7 (4 up to 8 class) EDPD9 (10 up to 17 class)	EDPD7 (4 up to 8 class) EDPD9 (10 up to 17 class)	EDDPH10A6 (4, 6, 8, 10 class) EDDPH18A6 (12, 16 & 18 class)	EDDPH10A6	
CDRP1A	CDRP1A			CDRP1A	CDRP1A	CDRP1A	CDRP1A	
		ESFH02D5						

Daikin air handling units, with their plug-and-play design and inherent flexibility, can be configured and combined specifically to meet the exact requirements of any building, no matter what it is used for or who is to work there. Our systems are designed to be the most environmentally friendly and the most energy efficient on the market, thus reducing their ecological impact, while, at the same time, keeping costs down through the minimisation of energy consumption.
When combined with the small physical footprint of the system, these features make our air handling units ideal for all markets.

Air handling units

	Why choose Daikin air handling units?	718
	Products overview	722
	Software and Eurovent certification	723
	The working principle at a glance	724
	D-AHU Modular T	726
	D-AHU Modular L	727
	D-AHU Modular R	728
	D-AHU Modular P	729
	D-AHU Professional	730
	Daikin on Site	731
UNIQUE	Daikin fresh air package	732

For latest data, please consult my.daikin.eu

Daikin air handling units

Why choose Daikin air handling units?

- Maximum energy efficiency and indoor air quality
- Wide range of functions and options
- **High quality** components
- **Innovative** technology: Unique features and state of the art technology for short payback
- Operation **efficiency** and **energy savings**
- Outstanding **reliability** and **performance**
- Various applications are possible including air conditioning applications, industry-type process cooling, and large-scale district heat source systems.
- Plug and play concept for easy installation and commissioning
- Unique Daikin fresh air package available for connection of AHU to VRV or ERQ

Certifications

- Eurovent certified performances
- Exceeding 2018 ErP – ECODESIGN requirements
- Certified according to the Hygiene Directive VDI 6022 (Modular L and Professional ranges)
- Certified according to the Hygiene Directive DIN 1946 (Professional range)
- RLT certified performances

Conventional design

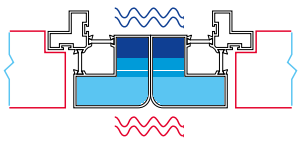

Daikin design

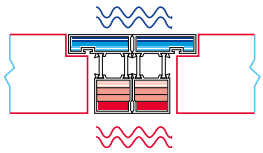

The unique quality of Daikin AHU is accomplished by:

Panels
- The outer panel is Pre-painted with Corrosion Class RC5
- The inner panel is made of Aluzinc with Corrosion Class RC4

Gasket
- Liquid gasket technology drastically reduces unit air leakage

Frame
- All anodized aluminium which has the highest corrosion resistance compared to natural aluminium
- Unique Daikin thermal break (35 mm or 27 mm thermal break). Polyamide bars design to enhance thermal break unit performances
- Distinctive Section to section thermal break profile to ensure thermal break design on the whole unit (see image above)
- Rounded profile for increased ease of cleaning

IAQ
- Flush internal surface and rounded corner flush surface to avoid the retention of dirt and to be easily cleanable
- Wide filtration possibility to reduce pollution

Plug & Play Controls
- Pre-commissioned and Factory-tested control for quicker on site commissioning
- Sole manufacturer to provide a complete AHU DX solution from a single manufacturer available for connection of AHU to VRV or ERQ (everything factory-mounted)

Certifications
- Eurovent certified performances
- Exceeding 2019 ErP - ECODESIGN requirements
- Certified according to the Hygiene Directive VDI 6022 (Modular L and Professional ranges)
- Certified according to the Hygiene Directive DIN 1946 (Professional range)
- RLT certified performances

Marketing tools

› Watch the time-lapse video of a Daikin AHU construction on www.youtube.com/daikineurope

› Watch the Modular L promotional video on www.youtube.com/daikineurope

› Download our brochure on air handling units from my.daikin.eu

› Get the access to the selection tool http://tools.daikinapplied.eu to select your air handling units in a few clicks.

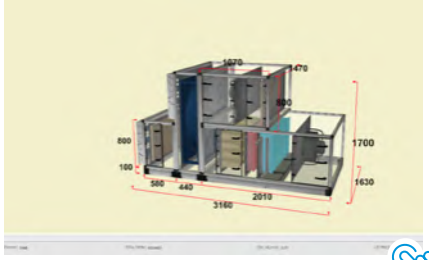

› Download the Modular L "Daikin Air Design" App on the App stores for iOS and Android

Available on the App Store

GET IT ON Google Play

› Consult the "Argue Card" document to support in promoting the Modular L range *(available on request – refer to your Daikin AHU specialist)*

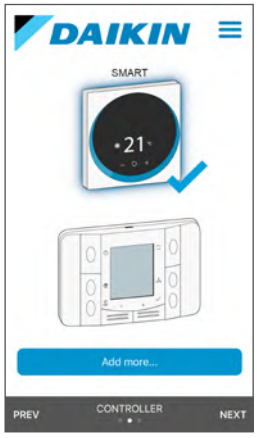

Benefits for the installer

Plug and play design

› Pre-programmed and factory-tested controls easiest and fast commissioning
› Low voltage fast connectors in between AHU selections easiest on site unit assembly
› Flush mounted electrical control panel avoiding risk of damage during transport and installation

Daikin Fresh air package

› Plug & Play connection of Professional or Modular AHU to Daikin VRV and ERQ
› Factory-mounted package contains expansion valves, electronic interface and sensors.
› Easiest and fast commissioning

Benefits for the consultant

Quick selection tool

› In-house developed web software with improved user interface and preset parameters ensure that you can always find the optimum and most energy efficient product for your application
› Unlimited configuration option
› Infinity variable sizing (1 cm increments a unit sizes)

Benefits for the end user

Customizable or standard

› Amazing tailor made capability to meet the specific customer needs with the Professional range or fast availability thanks to the "make to stock" standard Modular L range

Efficient control logic

› Open communication protocols (BACnet and Modbus) that guarantee BMS, and iTM compatibility
› Energy efficient controls with reduced energy and operating cost
› Highest efficiency to have sensible saving on energy

SMART CONTROLS

DAMPER AND EC FAN

HEAT RECOVERY
WHEEL AND FILTER

D-AHU MODULAR R INSTALLATION

COMFORTABLE INDOOR CLIMATE

Products overview

Centralized and decentralized ventilation

D-AHU Professional



Professional

- Infinite variable sizes
- **Tailored to the individual customer**
- Modular construction

50 years of European Design AHU manufacturing experience

Modular R

- Pre-configured sizes
- Plug and play concept
- EC Fan technology
- **Heat recovery wheel (sorption and sensible technology)**
- **Compact design**

Modular P

- Pre-configured sizes
- Plug and play concept
- EC Fan technology
- **High efficiency aluminium counter flow plate heat exchanger**
- **Compact design**

Modular L

- Pre-configured sizes
- Plug and play concept
- EC Fan technology
- **High efficiency aluminium counter flow plate heat exchanger**
- **Low height unit**
- **For false ceiling applications**

Modular T

PRELIMINARY

- Pre-configured sizes
- Plug and play concept
- EC Fan technology
- Small footprint
- Compact design
- **High efficiency aluminium counter flow plate heat exchanger**
- **Top connected unit**

D-AHU Modular R

500 m³/h
up to 25,000 m³/h

D-AHU Modular P

500 m³/h
up to 25,000 m³/h

D-AHU Modular L

150 m³/h
up to 3,400 m³/h

D-AHU Modular T

200 m³/h
up to 4,200 m³/h

Selection software

ASTRA Web

- Quick AHU selection that will save you precious time, drastically reducing selection time through the new software interface.
- Very competitive solution available within the Wizard thanks to pre-uploaded parameters.
- High selection quality, thanks to the intelligence embedded within the software core.

Quickly select your air handling unit by following the wizard:

1. Select the series: D-AHU Professional, D-AHU Modular R, D-AHU Modular P, Modular L and Modular T
2. Insert the air flow supply and return
3. Insert the summer/winter air supply setpoint
4. Insert the summer/winter outdoor and extract temperature

You will get immediately your 3D result and it's ready to customize!

Now, you will be able to modify your unit (adding or changing components) in order to have a product that meets all your needs.

When finished a technical report, price list, fan curve chart can be generated. These final reports can be downloaded in different formats.



Eurovent certification

Daikin Applied Europe S.p.A. participates in the Eurovent Certified Performance programme for Air Handling Units.
Check ongoing validity of certificate:
www.eurovent-certification.com
or www.certiflash.com

Result Energy TermiC° S2&F2	Eurovent Classification according to EN1886					
D1	Casing strength class	D1	D2	D3		
	Max. relative deflection mm x m^{-1}	4.00	10.00	EXCEEDING10		
L1	Casing air leakage class at -400 Pa	L1	L2	L3		
	Max. leakage rate (f_{400}) l x s^{-1} x m^{-2}	0.15	0.44	1.32		
L1	Casing air leakage lass at +700 Pa	L1	L2	L3		
	Max. leakage rate (f_{700}) l x s^{-1} x m^{-2}	0.22	0.63	1.90		
F9	Filter bypass leakage class	F9	F8	F7	F6	G1 TO F5
	Max. filter bypass leakage rate k in % of the volume flow rate	0.50	1	2	4	6
T2	Thermal transmittance	T1	T2	T3	T4	T5
	(U) W x m^{-2} x K^{-1}	U <= 0.5	0.5 < U <= 1	1 < U <= 1.4	1.4 < U <= 2	No requirements
TB2	Thermal bridging factor	TB1	TB2	TB3	TB4	TB5
	(kb)	0.75 < K_b <= 1	0.6 < K_b <= 0.75	0.45 < K_b <= 0.6	0.3 < K_b <= 0.45	No requirements

The working principle at a glance

Typical configurations for Daikin air handling units provide a versatile range of functions.
Our system offers numerous options for customisation through an extensive range of variations and added functionality.

Supply side

1. Damper section including ventilation grilles, factory-mounted actuators
2. Premium efficiency filters with factory-mounted differencial pressure manometer
3. Heat recovery system (cross flow and counter flow plate heat exchanger or rotary heat exchanger)
4. Mixing box with damper and factory-mounted actuators
5. Heating/cooling coil section with stainless steel condensate tray and drip protection
6. Supply air fan, EC technology (with hinged door, opening drive monitoring, mounted and cabled lighting and ON/OFF switch)



Fans
- EC plug fan
- Forward curved fan
- Backward curved fan
- Backward airfoil blades fan
- Plug fan

Exchangers
- Water coils
- Steam coils
- Direct expansion coil
- Superheated water coils
- Electric coils

Humidifiers
- Evaporative humidifier without pump (loss water)
- Evaporative humidifier with re-circulating pump
- Air washer without pump (loss water)
- Air washer with re-circulating pump
- Steam humidifier with direct steam production
- Steam humidifier with local distributor
- Atomized water spray humidifier

Plug and Play control solution

- Air flow control
- Air temperature control
- Chilled water and DX cooling system control
- Free cooling
- CO_2 automatic control
- Air temperature control (supply, return, ambient)
- Variable Air Volume (VAV) and Constant Air Volume (CAV) systems

Unique section to section thermal break profile

- Thermal bridge free for the entire AHU
- Smooth interior surface with improved IAQ (Indoor Air Quality)

Conventional design

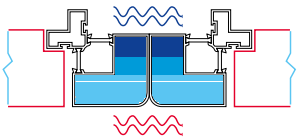

Daikin design

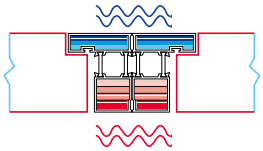



Return side

7 Premium efficiency filters with factory-mounted differencial pressure manometer

8 Exhaust air fan, EC technology (with hinged door, opening drive monitoring, mounted and cabled lighting and ON/OFF switch)

9 Mixing box with damper and factory-mounted actuators

10 Heat recovery system (cross flow and counter flow plate heat exchanger or rotary heat exchanger)

11 Damper section including ventilation grilles, factory-mounted actuators

Heat recovery systems
- Heat wheel, sensible or sorption
- Cross flow and Counter flow plate heat exchangers
- Run-around coils

Other section
- Attenuator section
- Mixing box section with actuators or manual controlled dampers
- Empty section

Filters
- Synthetic pleated filter
- Flat filter aluminium mesh
- Rigid bag filter
- Soft bag filter
- High efficiency filter
- Carbon absorption filter
- Carbon deodorizing filter

Accessories
- Control features
- Frost protection
- Manometers
- Drive guard
- Roof
- …

Modular T

Top connected heat recovery unit

Highlights

- 5 Predefined sizes
- Plug & Play control solution
- Compact unit from 550 mm width (for unit up to 1100 m^3/h)
- Wide air flow coverage from 200 to 4200 m^3/h
- Excellent indoor air quality (IAQ). Up to three filtration stages: more than 90% PM1 in outdoor air are deleted achieving the best IAQ
- Low noise emission thanks to superior panel construction (50 mm, mineral wool)
- DX and water coil available as option
- Recirculation mixing damper (option)

Air flow range - preliminary data

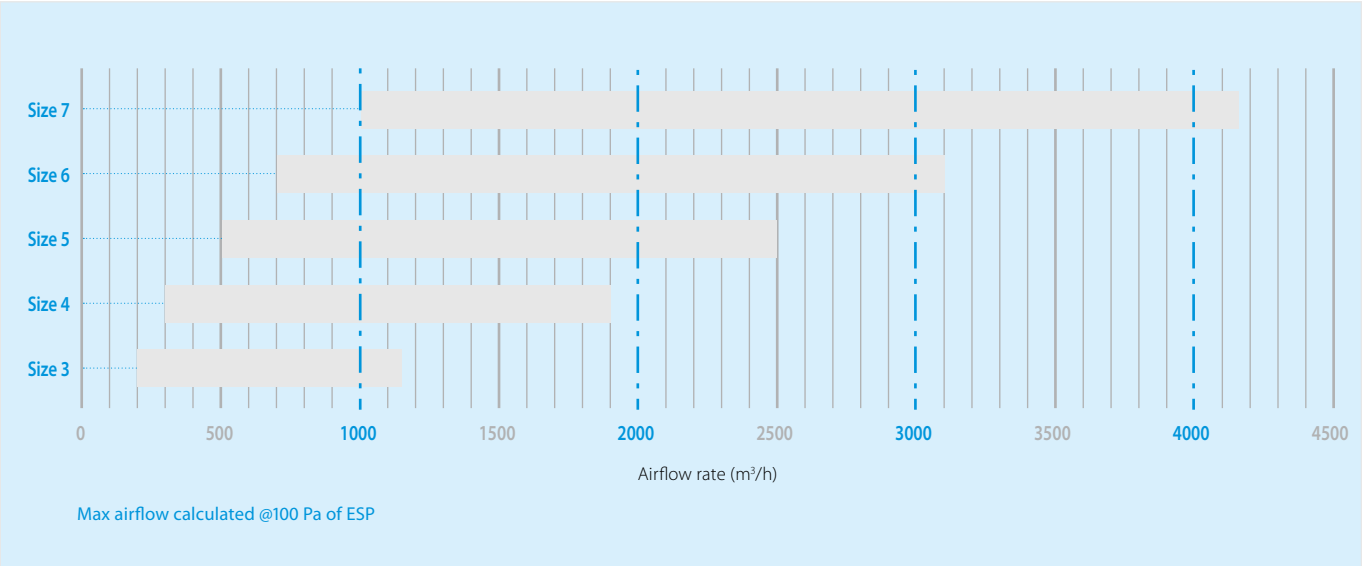

Modular L

Premium efficiency heat recovery unit

Highlights

- 6 Predefined sizes
- Exceeding 2018 ErP – ECODESIGN requirements
- Plug & Play control solution
- Compact unit from 280 mm height (for unit up to 550 m³/h)
- Wide air flow coverage from 150 to 3400 m³/h
- Excellent indoor air quality (IAQ). Up to ePM1 80% (F9) filtration level with possibility to have a pre-filter up to ePM1 50% (F7) for the best IAQ
- Low noise emission thanks to superior panel construction (50 mm, mineral wool)
- EPBD compliant
- BIM file available at www.daikin.eu/BIM

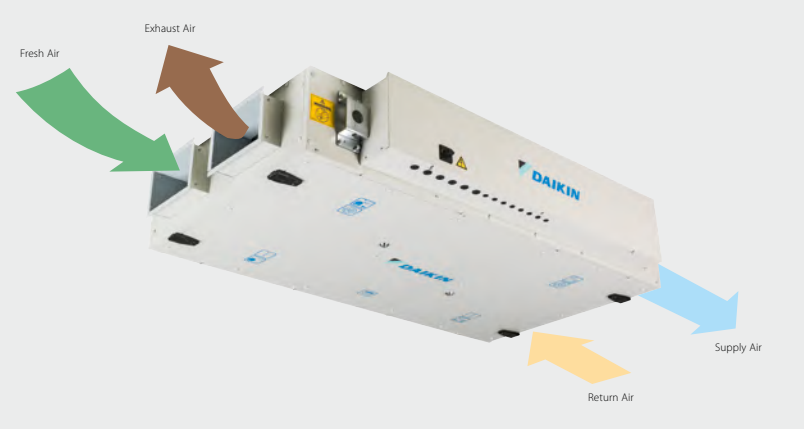

EC centrifugal fan

- Inverter driven with IE4 premium efficiency motor
- High-efficient blade profiling
- Reduced energy consumption
- Optimized SFP (Specific Fan Power) for an efficient unit operation
- Maximum ESP available 550 Pa (depending on model sizes and air-flow)

Heat exchanger

- Premium quality counter flow plate heat exchanger
- Up to 92% of the thermal energy recovered
- High grade aluminium allowing high grade corrosion protection

TÜV NORD
TÜV NORD Systems GmbH & Co. KG
Voluntary Product Test based on VDI 6022-1:2018
Tested Hygiene Characteristics
Air Handling Unit Range "Modular L"
SEIT/1001/18

For integration with Sky Air and VRV units, please refer to the Modular L Smart, in the Ventilation chapter

More details and final information can be found by scanning or clicking the QR codes.

ALB-RB

Technical details

D-AHU Modular L			ALB02*B	ALB03*B	ALB04*B	ALB05*B	ALB06*B	ALB07*B
Airflow		m³/h	300	600	1,200	1,600	2,500	3,000
Heat exchanger thermal efficiency[1].		%	90		91	90	91	90
External static pressure	Nom.	Pa	100					
Current	Nom.	A	0.61	1.35	2.26	2.83	2.09	6.22
Power input	Nom.	kW	0.14	0.31	0.52	0.65	1.17	1.43
SFPv[2].		kW/m³/s	1.25	1.52	1.3	1.35	1.47	1.51
Electrical supply	Phase	ph	1					
	Frequency	Hz	50/60					
	Voltage	V	220/240 Vac					
Main unit dimensions	Width	mm	920	1,100	1,600		2,000	
	Height	mm	280	350	415		500	
	Length	mm	1,660	1,800	2,000			
Rectangular duct flange	Width	mm	250	400	500		700	
	Height	mm	150	200	300		400	
Weight unit		kg	125	180	270	280	355	360

1. Winter design condition: Outdoor: -10°C, 90% Indoor: 22°C, 50%
2. SFPv is a parameter that quantifies the fan efficiency (the lower it is the better will be). This reduces if airflow decreases.
3. Electrical current is based on 230V

Modular R

Highlights

- 10 Predefined sizes
- IE4 premium efficiency motor
- Compact design
- Advanced control features
- Easy installation
- Indoor air quality compliant with VDI 6022 hygiene guideline
- Operating limits from -25 °C, -40 °C with electric heaters, up to +46 °C ambient temperature
- VRV IV and ERQ coupling capability
- Indoor and outdoor versions
- Free cooling capability
- Economy and Night mode operation
- Monitoring and control through Daikin iTM
- Nominal air flow programmed at factory
- Air flow or pressure control (Variable Air Volume – Constant Air Volume)

Modular R

Heat exchanger

- High efficiency heat wheel
- Available in two versions: sorption and sensible technology
- Up to 81% of the thermal energy recovered

Simple, quick installation

The Modular series' plug and play design is more than just a convenient feature for installers. It offers cost-saving benefits as there is no need for expensive adjustments before the unit is commissioned. Plug and play makes everyone's life simpler, safer and more economical.

More details and final information can be found by scanning or clicking the QR codes.

Modular R

D-AHU Modular R			1	2	3	4	5	6	7	8	9	10
Airflow		m³/h	1,200	1,700	2,700	4,100	5,500	6,100	7,000	9,100	11,500	15,000
Temp. efficiency winter		%	80	79.7	80.1	80.2	80.7	80.1	80.7	80.8	80.5	80.6
External static pressure	Nom.	Pa	200	200	200	200	200	200	200	200	200	200
Current	Nom.	A	2.59	3.65	3.13	4.95	6.4	7.78	8.78	10.48	14.23	19.03
Power input	Nom.	kW	0.6	0.84	1.25	1.98	2.56	3.11	3.51	4.19	5.69	7.61
SFPv		kW/m³/s	1.553	1.507	1.451	1.521	1.387	1.549	1.525	1.432	1.487	1.551
Electrical supply	Phase	ph	1	1	1	1	1	1	1	1	1	1
	Frequency	Hz	50	50	50	50	50	50	50	50	50	50
	Voltage	V	230	230	400	400	400	400	400	400	400	400
Dimensions unit	Width	mm	720	820	990	1,200	1,400	1,400	1,600	1,940	1,940	2,300
	Height	mm	1,320	1,320	1,540	1,740	1,740	1,920	1,920	2,180	2,460	2,570
	Length	mm	1,700	1,700	1,800	1,920	2,080	2,280	2,400	2,450	2,280	2,400
Weight unit		kg	325	350	475	575	750	790	950	1,330	1,410	1,750

Modular P

Highlights

- 10 Predefined sizes
- IE4 premium efficiency motor
- Compact design
- Advanced control features
- Easy installation
- Indoor air quality compliant with VDI 6022 hygiene guideline
- Operating limits from -25 °C, -40 °C with electric heaters, up to +46 °C ambient temperature
- VRV IV and ERQ coupling capability
- Indoor and outdoor versions
- Free cooling capability
- Economy and Night mode operation
- Monitoring and control through Daikin iTM
- Nominal air flow programmed at factory
- Air flow or pressure control (Variable Air Volume – Constant Air Volume)

Modular P

Modular Design

Modular design allows to add at the base module accessories and components such as coil, attenuator, electrical heater in order to meet all customer requests.

Heat exchanger

- Premium quality counter flow plate heat exchanger
- Up to 92 % of the thermal energy recovered
- No cross contamination

More details and final information can be found by scanning or clicking the QR codes.

Modular P

D-AHU Modular P			1	2	3	4	5	6	7	8	9	10
Airflow		m³/h	1,100	1,600	2,400	3,100	3,700	4,750	5,500	8,000	10,400	12,500
Thermal efficiency		%	91	91.5	92	91.9	91.9	92.2	92.3	91.7	93.1	93.1
External static pressure	Nom.	Pa	200	200	200	200	200	200	200	200	200	200
Current	Nom.	A	1.78	2.48	2.08	2.73	3.45	4.58	5.25	7.53	9.55	11.55
Power input	Nom.	kW	0.41	0.57	0.83	1.09	1.38	1.83	2.1	3.01	3.82	4.62
SFPv		kW/m³/s	1.183	1.092	1.09	1.113	1.188	1.21	1.207	1.216	1.148	1.166
Electrical supply	Phase	ph	1	1	1	1	1	1	1	1	1	1
	Frequency	Hz	50	50	50	50	50	50	50	50	50	50
	Voltage	V	230	230	400	400	400	400	400	400	400	400
Dimensions unit	Width	mm	720	820	990	1,200	1,400	1,400	1,600	1,940	1,940	2,300
	Height	mm	1,320	1,320	1,540	1,740	1,740	1,920	1,920	2,180	2,460	2,570
	Length	mm	2,030	2,200	2,610	2,660	2,800	3,210	3,340	3,840	4,060	4,190
Weight unit		kg	343	358	512	604	785	852	964	1,449	1,700	2,071

Professional

Flexible solution for custom applications

Flexible design

Daikin Professional air handlers are tailored to your needs, optimizing always the unit for the most cost-effective selection and manufacturing standardization.

› Air flow from 750 m^3/h up to 144,000 m^3/h.
› All the units can be modularly designed to facilitate the transport and the assembly on site.
› New features available as counter flow plate heat exchanger, biocide filters...

More details and final information can be found by scanning or clicking the QR codes.

Professional

Variable dimensioning

Size	Airflow (m^3/h)	Height - mm	Width - mm
1	1,800	640	720
2	2,200	640	810
3	3,500	740	980
4	5,400	840	1,190
5	6,600	840	1,390
6	7,600	940	1,390
7	9,000	1,090	1,380
8	11,000	1,150	1,550
9	14,000	1,270	1,720
10	18,300	1,390	1,970
11	23,800	1,570	2,190

Size	Airflow (m^3/h)	Height - mm	Width - mm
12	29,800	1,690	2,480
13	33,800	1,870	2,510
14	43,200	1,990	2,940
15	51,000	2,110	3,230
16	63,000	2,290	3,620
17	68,000	2,290	3,890
18	77,000	2,290	4,410
19	87,000	2,410	4,660
20	95,400	2,470	4,960
21	111,200	2,590	5,460
22	127,000	2,650	6,060

› 1 cm increment for width & height dimensions
› No additional design cost and lead time for customized unit

Example

Airflow (m^3/h)	Unit Size	Height (mm)	Width (mm)	Face Velocity (m/s)
47,000	Size 15	2,110	3,230	2.27
	1,920x2,720	2,110	2,950	2.5

Plug & Play control system:

The Daikin Digital Control Platform, with its 310 digital inputs and outputs, stands out of the crowd for the great flexibility, providing infinite possibilities and exactly match any customer need. Other than that, Digital Control solution makes wiring easier and quicker than a traditional solution, thanks to a platform that simplifies the communication between the different sections and devices. Having less cables across the unit, then, helps unit's cleaning operations and reduces installation costs, making the Daikin AHU Professional Series even more competitive.

All units with factory integrated control are delivered pre-programmed, tested and ready for installation.

Main features

- Free cooling/free heating management
- VRV direct expansion systems management
- Eco and reduced night modes
- Up to 310 I/O (inputs/outputs)
- All components internally wired
- Fast connection between sections
- Programming schedule
- Indoor Air Quality (IAQ) controlled by CO_2 Probe
- Regulation logic Temperature Supply, Return, Ambient
- Preloaded control parameters simplify the field commissioning
- Unit delivered tested and programmed in the factory ensuring high quality level
- Integrated control ensures easy assembly on site with reduction of installation cost and time
- Minimum maintenance required
- Low voltage and high voltage in a unique solution excludes the involvement of a second company with a cost saving and no additional warranty from a third party
- User friendly control interface
- Supervision and Control management local, remote options (Modbus, Bacnet)
- Maximum flexibility in selecting the product and control feature directly from selection software

Options - D-AHU Professional

Construction type		S2	F2
Profile	Anodized aluminium	standard	standard
	Anodized aluminium with thermal break	option	option
Corner	Glass fibre reinforced nylon	standard	standard
Panel insulation	Polyurethane foam density 40 kg/m³ thermal conductivity 0.022 W/m*K fire reaction class b-s2, diam. as per EN13501-1	standard	standard
	Mineral wool density 120 kg/m³ thermal conductivity 0.036 W/m*K (referred to 20 °C) fire reaction class A1 as per EN13501-1	option	option
External sheet material	Pre-coated galvanized steel	standard	standard
	Aluzinc	option	option
	Aluminium	option	option
	Stainless Steel 430	option	option
	Stainless Steel 316	option	option
Internal sheet material	Pre-coated galvanized steel	option	option
	Aluzinc	standard	standard
	Aluminium	option	option
	Stainless Steel 430	option	option
	Stainless Steel 316	option	option
Base frame	Aluminium	standard (up to 30,000 m³/h)	standard (up to 30,000 m³/h)
	Galvanized steel	standard (above 30,000 m³/h)	standard (above 30,000 m³/h)
	Stainless Steel 430	option	option
	Stainless Steel 316L	option	option
Handle	Glass fibre reinforced nylon	standard	standard
Type	Compression type	standard	standard
	Hinge function type (possibility to remove door)	option	option

Daikin on Site

The Daikin On Site platform offers different features and functions to monitor and control the unit.

The monitoring system makes available dashboards, remote access, scheduling, online graphics, diagnostics, software upgrade.

Daikin fresh air package

Unique in the market

Plug and play connection of AHU to Daikin VRV and ERQ

The Daikin fresh air package provides a complete solution, including all unit controls (expansion valve, control box and AHU controller) and sensors factory mounted and configured.

Higher efficiency

Daikin heat pumps are renowned for their high energy efficiency. Integrating the AHU with a heat recovery system is even more effective since an office system can frequently be in cooling mode while the outdoor air is too cold to be brought inside in an unconditioned state. In this case heat from the offices is merely transferred to heat up the cold incoming fresh air.

High comfort levels

Daikin ERQ and VRV units respond rapidly to fluctuations in supply air temperature, resulting in a steady indoor temperature and resulting in high comfort levels for the end user. The ultimate is the VRV range which improves comfort even more by offering continuous heating, also during defrost.



For more information on the connection of VRV or ERQ DX units with air handling units refer to the chapter Commercial ventilation & air purification of this catalogue

Daikin is a strong challenger in the refrigeration market. We can create the ideal solution for each customer's specific situation.
As our products contain the latest technologies we ensure the highest energy efficiency. Our units are rigorously tested in order to provide you reliable operation.
With the acquisition of the Zanotti, Tewis and AHT groups, we expand our refrigeration business providing a larger and more diverse product line for all aspects in the cold chain.

Refrigeration

Why choose Daikin? 736
Daikin Refrigeration Group 738
Products Overview 742

Plug and Play solutions for HoReCa, cold rooms and wine rooms 746
Horizontal coolers 748
Ice cream merchandisers 752
Promotion display coolers 754
Uni-blocks 758
Bi-Blocks 762
Wine blocks 765
NEW Seasoning units 768

Condensing units 769
Small CU 771
Twin CU 775
Large CU 776
ZEAS 780

CO_2 condensing units 785
Booster CU 789

Compressor packs and racks 792
Multi compressor Racks 794
Racks 797

Integrated Solutions 804
Conveni-Pack + Booster 806
NEW CO_2 round flow cassette 812
Concealed ceiling unit 814
Mix condensing units 819

Other products 821

Options 826
ZEAS and Conveni-Pack 826
Zanotti 828

Transport Refrigeration 831
Products overview 832
Invisible Direct-Drive 836
Zero Direct-Drive 838
Invisible Electric 842
Zero Electric 844
SFZ 850
Uno 854
Uno Undermount 858

Any refrigeration system that contains fluorinated greenhouse gases is in scope of the F-gas regulations.

For fully/partially pre-charged equipment: contains fluorinated greenhouse gases. Actual refrigerant charge depends on the final unit construction, details can be found on the unit labels.

For non pre-charged equipment (including, but not limited to racks): its functioning relies on fluorinated greenhouse gases.

The F-gas regulations do not apply to systems that contain only natural refrigerants such as propane (R-290) and carbon dioxide (R-744).

Refrigerant	GWP AR4	GWP AR5
R-134A	1,430	1,300
R-407C	1,774	1,620
R-407F	1,825	1,670
R-407H	1,490	1,380
R-410A	2,088	1,920
R-448A	1,387	1,270
R-449A	1,397	1,280
R-452A	2,141	1,945
R-290	3	3
R-744	1	1

Inverter technology

Scroll compressor

Screw compressor

Reciprocating compressor

Swing compressor

For latest data, please consult my.daikin.eu

Why choose Daikin?

We know refrigeration inside out

- We have over 100 years of experience in the Refrigeration business.
- We can meet all refrigeration needs from farm to fork, thanks to our wide range of refrigeration products.
- Innovative and Reliable own technology and expertise on Refrigerants, controls and compressors!
- Your advisor for solutions to meet your needs in line with legislation (F-gas regulation, ecodesign,...) and with focus on reliability, safety, Total Equivalent Warming impact (see page 7) and running cost.

Controlled temperatures throughout the whole supply chain

We can meet all refrigeration needs from farm to fork

Our extended product line-up is able to provide solutions for:



We can fulfill any refrigeration need

Daikin Refrigeration – United in cold

Hubbard Products Ltd., is one of the UK's leading designers, manufacturers and suppliers of commercial cooling equipment and has earned an enviable Global reputation for innovation and design-led excellence.

Daikin Europe N.V. is a major European producer of air conditioners, heating systems and refrigeration equipment, with approximately 5,500 employees throughout Europe and major manufacturing facilities based in Belgium, the Czech Republic, Germany, Italy, Turkey and the UK. Globally, Daikin is renowned for its pioneering approach to product development and the unrivalled quality and versatility of its integrated solutions.

AHT develops, manufactures and sells refrigerating and freezing showcases specifically suited for food retailers. Leading the "plug-in" type showcases segment, AHT leads the market by the active launch of new products corresponding to evolving store layouts. Furthermore, utilizing its technological capabilities and business resources, AHT serves large accounts which include major food retail chains worldwide.

Daikin Chemicals

Daikin Chemicals is one of the world's foremost manufacturer of fluorochemical products and is a leading expert in that field. We strive to find new possibilities for living and industry by making the most of fluorine characteristics using our own exclusively developed technologies.

Tewis is a leading company in the design and engineering of refrigeration systems. Along with their expertise in customising controls (including monitoring), Tewis offers total comprehensive solutions for Refrigeration and Climate applications. Over the last few years, Tewis has focused on developing a range of CO_2 based refrigeration systems and has established a long-lasting relationship with key Spanish and Portuguese food retailers. Its mission and philosophy to date has been to achieve high reliability and realise remarkable energy savings for their customer base.

Zanotti is a refrigeration specialist founded in 1962. With over 50 years of experience in food storing services covering the needs of commercial and industrial refrigeration, but also the needs of the transportation of fresh and frozen products. Zanotti changed the refrigeration world from the early days with the introduction of the Uniblock, an all in one plug and play refrigeration unit for cold rooms. Today they employ more than 600 people, with three production facilities and an annual turnover of approx 130 million Euro.

Meeting customer needs!

Depending on type of application, location and customers interest/values, the optimal refrigeration solution for the customer can potentially be different! **Thanks to our wide product portfolio, Daikin can offer what a customer really needs!**

The DNA of our Advice is:

☑ Safety and Reliability

☑ Reducing the Total Equivalent Warming Impact (TEWI)

TEWI =

DIRECT warming impact	+	INDIRECT warming impact
Refrigerant used		CO_2 emissions of electricity production
↓	TACKLED BY	↓
F-gas legislation		**Eco design directive**
POTENTIAL IMPACT (when leakage occurs)		**GUARANTEED IMPACT linked to energy consumption**

Reduction of CO_2 emissions is one of the main priorities for the future. A refrigeration plant's global warming effect is the combination of the possible refrigerant losses (Direct warming impact) and the CO_2 emissions caused by electricity production (Indirect warming impact). Country per country situation is different, however on average in Europe CO_2 release at energy production is quite high (average 0,45kg/kwh of Electrical Energy)! Due to this, there is a significant greenhouse effect over the lifetime of the refrigeration plant and efficiency is thus one of the crucial focus points in reducing TEWI!
When various refrigeration solutions are being compared it is thus important to take into account both aspects as in some cases optimizing the direct warming impact (eg: changing refrigerant) will have an opposite effect on the indirect warming impact!

☑ Reducing your running cost

Through focus on reliability & quality, through extensive testing on each product, and energy efficiency our aim is to reduce your operational cost to the absolute minimum!

E. LECLERC, HYPERMARKET
ZEAS

BEER COOLING FACILITY,
CHILLED WITH ZEAS

EDEKA, SUPERMARKET
CONVENI-PACK (2) AND ZEAS (1)

COOMBE FISHERIES
HIGH-PERFORMANCE ZANOTTI LT REFRIGERATION EQUIPMENT

ZIGGO DOME, EVENT HALL
ZEAS FOR COOLING (6) AND FREEZING (2)

SERVICE STATION
ZEAS

Products overview

		Technology compressor		Page	Hermetic				Semi-hermetic		Capacity control			
		Application	Refrigerant		Reciprocating compressor	Rotary	Scroll	Swing	Reciprocating compressor	Screw	Varispeed	External frequency drive	DC control	Digital scroll
	Plug-in coolers suitable for HoReCa 	LT / MT	R290	748	•						(•)			
Plug & Play solution for cold room & wine rooms	Uni-block	MT	R134a	759	•		•							
			R407C	759	•									
			R407H	759	•									
			R290	759	•									
		LT	R452A	759	•									
			R407F	759			•							
			R290	759	•									
	For wine applications	HT Cooling	R134a	765	•									
	Biblock	MT	R134a	762	•									
		LT	R452A	762	•									
			R407F	762	•									
	For wine applications	HT Cooling	R134a	766	•									
Condensing units	Single CU (ON/OFF or INVERTER)	MT	R449A*	771	•		•		•		•	•		•
			R134a	771	•		•		•		•	•		•
			R-410A	771			•						•	
			FGAS FREE CO2	771		•			•			•	•	
		LT	R449A*	774	•		•		•		•	•		
			R407F	774	•		•		•		•	•		
			R-410A	774			•						•	
			FGAS FREE CO2	774		•			•			•	•	
	Twin CU	MT	R449A*	775	•		•		•		•	•		•
			R134a	775	•		•		•		•	•		•
			R-410A	775			•						•	
			FGAS FREE CO2	775					•			•		
		LT	R449*	775	•		•		•		•	•		
			R407F	775	•		•		•		•	•		
			R-410A	775			•						•	
	Multi CU	MT	R449A	776			•				•	•		•
			R-410A	776			•						•	
			FGAS FREE CO2	776					•			•		
		LT	R449A	776			•				•	•		
			R-410A	776			•						•	
	Booster CU (MT + LT)	MT	FGAS FREE CO2	789					•			•		
		LT	FGAS FREE CO2	789					•			•		


Freezing (Low temperature)
(-20° C / +35°C)
Chilling (Medium temperature)
(0° C / +35°C)
Cooling (High Temperature)
(+20° C/+10°C)
Heating
Cooling capacity (kW)
10
100
200
500
NA
NA
NA
NA
NA
0.8-11.8
1.1-1.9
0.8-3.7
1.2-5.7
0.6-54.0
2.6-8.1
0.8-2.6
0.6-2.3
0.8-13.8
0.6-4.8
4.4-11.8
0.7-2.3
1.0-77.2
1.0-69.6
3.0-15.2
3.2-40.0
0.4-28.1
0.5-23.7
2.8-6.5
1.5-8.0
8.1-27.9
6.3-25.8
9.9-26.5
15.4-47.5
5.7-19.0
5.1-17.7
4.2-10.7
45.6-183.4
17.0-75.8
36.0-119.7
13.1-70.7
7.0-29.6
18.0-90.0
8.0-30.0

Products overview

			Technology compressor		Page	Hermetic				Semi-hermetic		Capacity control			
			Application	Refrigerant		Reciprocating compressor	Rotary	Scroll	Swing	Reciprocating compressor	Screw	Varispeed	External frequency drive	DC control	Digital scroll
Compressor rack and packs	Racks		MT	R449A	794	•		•		•	•	•	•		•
			MT	R134a	794	•		•		•	•	•	•		•
			LT	R449A	794	•		•		•	•	•	•		
			LT	R407F	794			•		•	•	•	•		
			MT	FGAS FREE, CO_2	800					•			•		
			MT	FGAS FREE, CO_2	801					•			•		
			LT	FGAS FREE, CO_2	801					•			•		
Integrated solutions (Refrigeration and climatisation)	Conveni-pack		MT	R-410A	806			•						•	
			LT	R-410A	806			•						•	
			AC	R-410A	806			•						•	
			HR + HP	R-410A	806			•						•	
	CO_2 Conveni-Pack		MT	FGAS FREE, CO_2	808				•					•	
			AC	FGAS FREE, CO_2	808				•					•	
			HR + HP	FGAS FREE, CO_2	808				•					•	
	MIX CU		AC	FGAS FREE, CO_2	819					•			•		
			MT	FGAS FREE, CO_2	819					•			•		
	MIX RACK		AC	FGAS FREE, CO_2	819					•			•		
			MT	FGAS FREE, CO_2	819					•			•		
Food processing	SAS - SAR	mono-block Bi-block	MT	R134a	825	hermetic									
	UAV - USV		MT	R134a	825	hermetic				semi-hermetic					
			MT	R407F	825	hermetic				semi-hermetic					

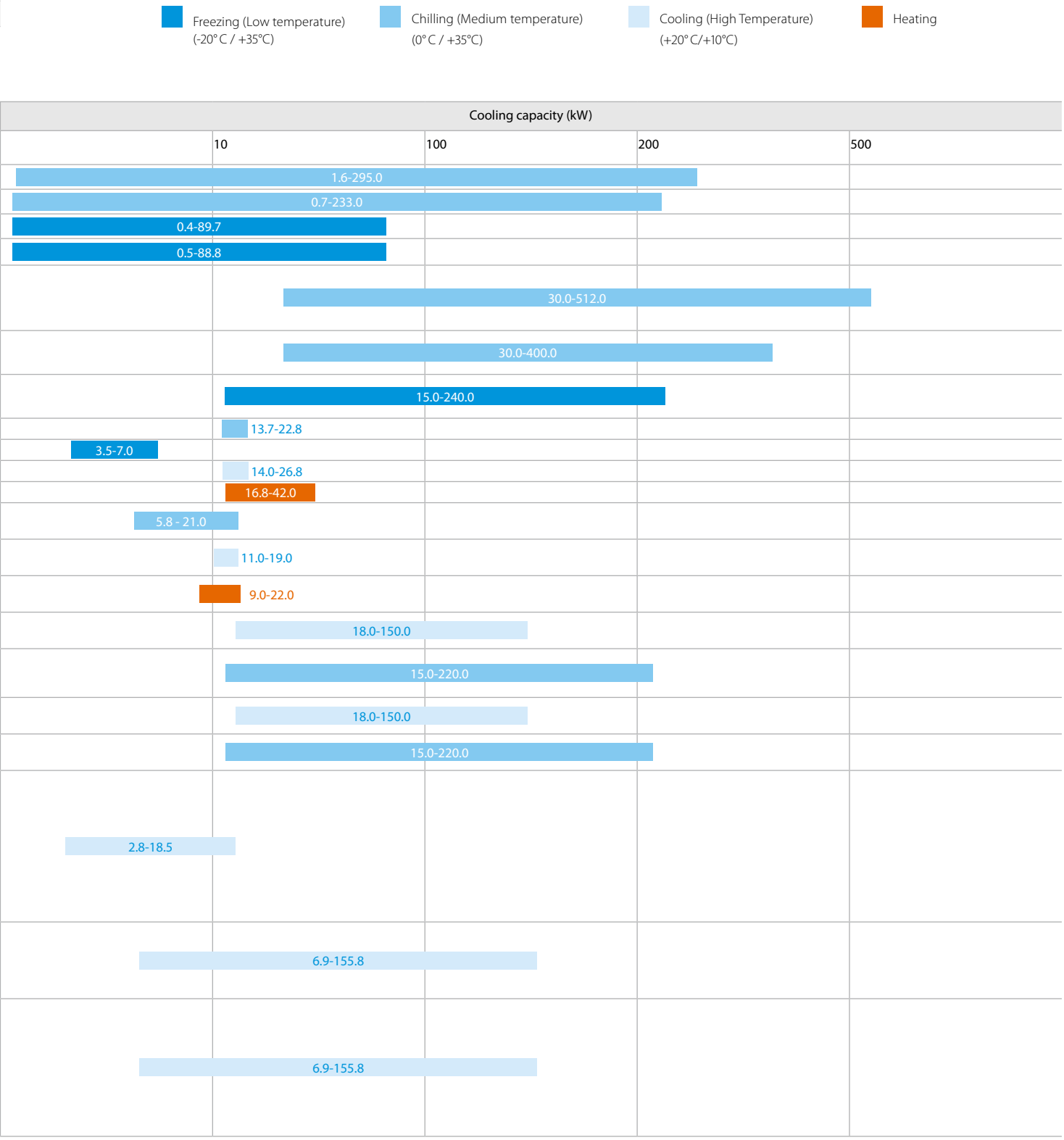
Freezing (Low temperature)
(-20° C / +35°C)
Chilling (Medium temperature)
(0° C / +35°C)
Cooling (High Temperature)
(+20° C/+10°C)
Heating
Cooling capacity (kW)
10
100
200
500
1.6-295.0
0.7-233.0
0.4-89.7
0.5-88.8
30.0-512.0
30.0-400.0
15.0-240.0
13.7-22.8
3.5-7.0
14.0-26.8
16.8-42.0
5.8 - 21.0
11.0-19.0
9.0-22.0
18.0-150.0
15.0-220.0
18.0-150.0
15.0-220.0
2.8-18.5
6.9-155.8
6.9-155.8

Plug and Play solutions

for cold rooms and wine rooms

Model	Product name	
Horizontal coolers	Paris Macao Malta	
Ice cream merchandisers	RIO H RIO S	
Promotion display coolers	Air curtain GD XL/XLS Coolbox	

Model	Product name	Capacity (kW)	0	1	2	3,5	5	10	15	25	35
Uni-block system for wall mounted installation (optional through-wall) in small and medium sized cold rooms R-290 Propane natural refrigerant and R455A refrigerant with GWP <150	MGM/BGM										
Uni-block system for roof mounted installation in small and medium sized cold rooms R-290 Propane natural refrigerant	(M)SB										
Uni-block system for wall mounted installation in medium sized cold rooms	AS										
Bi-block system for wall mounted installation	GS										
Bi-block system for floor standing or roof mounted installation with capillary expansion system	SP-O										
Bi-block system for floor standing or roof mounted installation with thermostatic expansion valve	DB-O										
Uni-block system (RCV) and Bi-block system (RDV) for wine applications	RCV / RDV										

Freezing (Low temperature) (-20° C / +35°C)

Chilling (Medium temperature) (0° C / +35°C)

Cooling (High Temperature) (+20° C/+10°C)

HoReCa range

Plug in, Refrigerate, Sell more!

AHT a member of DAIKIN group

Integral freezer and chiller cabinets

The chiller and freezer unit that maximizes your product display

- High energy-saving can be achieved in comparison to conventional open units
- Environmentally friendly with natural refrigerant propane (GWP 0,02)
- Brilliant LED lighting system to enhance product display & help drive sales
- Intelligent fan motor providing more further energy savings, typically 0.5 kWh daily
- Plug in models, requiring no additional installation
- Virtually maintenance-free refrigeration system
- Easy clean and hygienic food safe synthetic interior casings

PARIS 210

Flexible location options for Paris

- ☑ Can be used as a stand alone unit
- ☑ Can be used in a line up
- ☑ Can be used as an island
- ☑ Maximizes the use of floor space with an end cabinet
- ☑ Can be either installed below shelving or integrated into existing shelving systems

More details and final information can be found by scanning or clicking the QR codes.

PARIS

EU and UK models have same specs but different electricity plugs.

				PARIS	145_EU_403751	145_UK_403775	185_UK_403776	185_EU_403752	210_EU_403753	210_UK_403777	250_UK_403778	250_EU_403754
Classification acc. EN 23953-2					L1							
Climate class acc. EN 23953-2					3							
Energy efficiency index EEI				%	39.1		38.0		34.6		32.5	
Use					Display & Sale							
Dimensions	Gross content			l	609		807		936		1,136	
	Net content			l	420		568		660		808	
	Total display area (TDA)			m^2	0.83		1.03		1.27		1.54	
	Length	Outside		mm	1,457		1,854		2,102		2,502	
		Inside		mm	1,328		1,723		1,973		2,373	
	Depth	Outside		mm	853							
		Inside		mm	723							
	Height	Outside	front	mm	770							
		Outside	rear	mm	833							
		Inside	front	mm	655							
		Inside	rear	mm	705							
	Stacking height		front	mm	550							
			rear	mm	550							
Net weight				kg	95		120		136		155	
Gross weight				kg	101		130		147		166	
Operation range	Ambient temperature		Min.	°C	16							
			Max.	°C	25							
	Relative humidity			%	60 or less							
	Product temperature		Min.	°C	-23							
			Max.	°C	-18							
	Sound pressure in 1m distance			dB(A)	43.6							
	Blowing agent				R-601 (HC) GWP 5							
Daily energy consumption	Edaily			kWh/day	5.40		6.10		6.50		7.10	
Annual energy consumption	AE			kWh/a	1,971.00		2,226.50		2,372.50		2,591.50	
HVAC	Rejected heat capacity			W	225		254		271		296	
	Dehumidification			Liter/day	0							
Refrigerant	Type				R-290							
	GWP				3							
	Charge			g	80		90		100		110	
	Max. allowable operating pressure			bar	30							
Power supply	Voltage			V	220-240							
	Frequency			Hz	50							
	Nominal power acc. EN 60335-2-89			W	460							
	Nominal power during defrost			W	900							
	Nominal current during defrost			A	3.9							
	Nominal power LED			W	28		29		39		46	
	Fuse protection				RCBO, 30mA, C16							
	Defrost heater power			W	0							
	Cord length			mm	2,400							

With process-related interior fitting | Energy test results are declared for climate class 3, test procedure according to EN 23953-2 (initial door openings, 12h LED switched on with door openings, one defrost per day)
Chiller cabinets only on request

All round visibility booster

Uniting latest technology and brilliant design

- Extremely low energy consumption due to RPM regulated compressor technology and electronic energy-saving fan
- Use of natural and efficient refrigerant R290 (propane)
- AHT e-conomize: Additional energy saving potential due to extensive optimization of technology and construction
- Convincingly efficient: the island chest freezer and chiller MACAO impresses with smart, up-to-date technical features, maximum energy efficiency and a new dimension of sales potency
- Sales-boosting product visibility thanks to glass panels on all four sides
- Improved ease of use thanks to semi-automatic defrosting and easy-to-clean plastic bin
- Attractive LED interior lighting
- Robust, smooth-running, single-piece and fully extrusion-coated glass sliding lids (lockable)

MACAO 210

More details and final information can be found by scanning or clicking the QR codes.

MACAO

EU and UK models have same specs but different electricity plugs.

					MACAO	100_EU_403755	100_UK_403779	145_EU_403756	145_UK_403780	210_EU_403757	210_UK_403781
Classification acc. EN 23953-2						L1					
Climate class acc. EN 23953-2						3					
Energy efficiency index EEI					%	54.3		46.9		40.7	
Use						Display & Sale					
Dimensions	Gross content				l	338		500		763	
	Net content				l	156		241		362	
	Total display area (TDA)				m^2	0.49		0.76		1.13	
	Length	Outside			mm	999		1,455		2,100	
		Inside			mm	872		1,328		1,973	
	Depth	Outside			mm	850					
		Inside			mm	723					
	Height	Outside	front		mm	900					
		Outside	rear		mm	925					
		Inside	front		mm	523					
		Inside	rear		mm	523					
	Stacking height		front		mm	280					
			rear		mm	280					
Net weight					kg	103		122		167	
Gross weight					kg	126		130		175	
Operation range	Ambient temperature		Min.		°C	16					
			Max.		°C	25					
	Relative humidity				%	60 or less					
	Product temperature		Min.		°C	-23					
			Max.		°C	-18					
	Sound pressure in 1m distance				dB(A)	43.6					
	Blowing agent					R-601 (HC) GWP 5					
Daily energy consumption	Edaily				kWh/day	5.40		6.10		7.00	
Annual energy consumption	AE				kWh/a	1,971.00		2,226.50		2,555.00	
HVAC	Rejected heat capacity				W	225		254		292	
	Dehumidification				Liter/day	0					
Refrigerant	Type					R-290					
	GWP					3					
	Charge				g	70		100		110	
	Max. allowable operating pressure				bar	30					
Power supply	Voltage				V	220-240					
	Frequency				Hz	50					
	Nominal power acc. EN 60335-2-89				W	400					
	Nominal power during defrost				W	900					
	Nominal current during defrost				A	3.9					
	Nominal power LED				W	17		25		34	
	Fuse protection					RCBO, 30mA, C16					
	Defrost heater power				W	0					
	Cord length				mm	2,400					

(1) - Energy test results are declared for climate class 3, test procedure according to EN 23953-2 (initial door openings, 12h LED switched on with door openings, one defrost per day)
(2) - With process-related interior fitting

AHT a member of DAIKIN group

Integral freezer and chiller cabinets

Create a greater impact for your customers, as they benefit from all round product visibility enhanced with LED lighting

- 100 % CFC and PFC free
- Ready to plug in
- Guaranteeing the quality of the frozen goods thanks to constant internal temperature and high power reserves
- Intelligent fan motor for more energy efficiency – saves approximately 0,5 kWh daily
- Brilliant LED lighting system
- Higher energy-saving
- Improved display area with optimum useful load
- Easy access from both sides
- Low investment and operating costs
- Maintenance-free
- Environmentally friendly with natural refrigerant propane

MALTA 185

More details and final information can be found by scanning or clicking the QR codes.

MALTA

EU and UK models have same specs but different electricity plugs.

				MALTA	145_EU_403758	145_UK_403782	185_EU_403759	185_UK_403783
Classification acc. EN 23953-2					L1			
Climate class acc. EN 23953-2					3			
Energy efficiency index EEI				%	52.9			
Use					Display & Sale			
Dimensions	Gross content			l	603		795	
	Net content			l	425		571	
	Total display area (TDA)			m^2	0.73		0.99	
	Length	Outside		mm	1,456		1,851	
		Inside		mm	1,328		1,723	
	Depth	Outside		mm	855			
		Inside		mm	723			
	Height	Outside	front	mm	770			
		Outside	rear	mm	833			
		Inside	front	mm	655			
		Inside	rear	mm	655			
	Stacking height		front	mm	550			
			rear	mm	550			
Net weight				kg	103			
Gross weight				kg	110			
Operation range	Ambient temperature		Min.	°C	16			
			Max.	°C	25			
	Relative humidity			%	60 or less			
	Product temperature		Min.	°C	-23			
			Max.	°C	-18			
	Sound pressure in 1m distance			dB(A)	43.6			
	Blowing agent				R-601 (HC) GWP 5			
Daily energy consumption	Edaily			kWh/day	6.70		7.30	
Annual energy consumption	AE			kWh/a	2,445.50		2,664.50	
HVAC	Rejected heat capacity			W	279		304	
	Dehumidification			Liter/day	0			
Refrigerant	Type				R-290			
	GWP				3			
	Charge			g	80		90	
	Max. allowable operating pressure			bar	30		30	
Power supply	Voltage			V	220-240			
	Frequency			Hz	50			
	Nominal power acc. EN 60335-2-89			W	460			
	Nominal power during defrost			W	900			
	Nominal current during defrost			A	3.9			
	Nominal power LED			W	20		25	
	Fuse protection				RCBO, 30mA, C16			
	Defrost heater power			W	0			
	Cord length			mm	2,400			

(1) - Energy test results are declared for climate class 3, test procedure according to EN 23953-2 (initial door openings, 12h LED switched on with door openings, one defrost per day)
(2) - With process-related interior fitting

Ice cream freezer - horizontal: with flat glass sliding lids

More volume, more sales. A range of freezers to meet all circumstances

- Excellent product visibility due to low cabinet height
- Ready to plug in
- Easy-to-move, 2-part, flat glass sliding lids with the proven and patented injected, one-piece AHT lid frame
- Environmentally friendly with natural refrigerant
- 100 % CFC and PFC free
- Low energy consumption
- Adjustable thermostat
- Intelligent fan motor for more energy efficiency – saves approximately 0,5 kWh daily
- Reinforced insulation (72 mm) for reserve refrigeration and low energy consumption
- Inner container made of white, pre-painted, galvanised sheet metal
- Outer-skin condenser – no dirt, no maintenance
- Modular system: same height and depth, different lengths available
- Suitable for climate class 3 to climate class 7
- Supplied in robust packaging (undersliding)
- Freezing: –14 °C to –23 °C

More details and final information can be found by scanning or clicking the QR codes.

RIO H

				RIO H	68_EU_403766	100_EU_403767	125_EU_403768	150_EU_403769
Classification acc. EN 23953-2					7			
Climate class acc. EN 23953-2					L1			
Energy efficiency index EEI				%	41.2	33.9	41.0	44.4
Use					Display & Sale			
Dimensions	Gross content			l	147	262	352	422
	Net content			l	117	215	291	367
	Total display area (TDA)			m^2	0.29	0.46	0.59	0.73
	Length	Outside		mm	680	1,000	1,250	1,500
		Inside		mm	530	850	1,100	1,350
	Depth	Outside		mm	650			
		Inside		mm	500			
	Height	Outside		mm	880			
	Stacking height			mm	610			
Net weight				kg	51	63	71	79
Gross weight				kg	55	67	76	84
Operation range	Ambient temperature		Min.	°C	16			
			Max.	°C	35			
	Relative humidity			%	75			150
	Product temperature		Min.	°C	-23			
			Max.	°C	-14			
	Sound pressure in 1m distance			dB(A)	39		40	
	Blowing agent				R-601 (HC) GWP 5			
Daily energy consumption	Edaily			kWh/day	2.0 / 3.0 / 1.4	2.5 / 3.8 / 1.6	2.8 / 4.0 / 1.8	3.7 / 4.8 / 2.2
Annual energy consumption	AE			kWh/a	474.50	511.00	730.00	912.50
HVAC	Rejected heat capacity			W	54	58	83	104
	Dehumidification			Liter/day	0			
Refrigerant	Type				R290 / R4014A / R600a			
	GWP				5			
	Charge			g	50 / 100 / 50	60 / 120 / 60	70 / 140 / 70	75 / 150 /75
	Max. allowable operating pressure			bar	30			
Power supply	Voltage			V	220-240			
	Frequency			Hz	50			
	Nominal power acc. EN 60335-2-89			W	240 / 230 / 120		280 / 250 / 140	300 / 350 / 160
	Nominal power during defrost			W	240		280	300
	Nominal current during defrost			A	2.1 / 1.6 / 0.7		2.3 / 1.7 / 0.9	2.5 / 2.4 / 1.1
	Nominal power LED			W	no light			
	Fuse protection			A	16			
	Defrost heater power			W	220-240			
	Cord length			mm	1,750			

AHT a member of DAIKIN group

Ice cream freezer - horizontal: with curved glass sliding lids

More volume, more sales. A range of freezers to meet all circumstances

- Excellent product visibility due to low cabinet height
- Ready to plug in
- Easy-to-move, 2-part, flat glass sliding lids with the proven and patented injected, one-piece AHT lid frame
- Environmentally friendly with natural refrigerant
- 100 % CFC and PFC free
- Low energy consumption
- Brilliant LED lighting system which enhances product display, drives sales and reduces maintenance
- Adjustable thermostat
- Intelligent fan motor for more energy efficiency – saves approximately 0,5 kWh daily
- Reinforced insulation (72 mm) for reserve refrigeration and low energy consumption
- Inner container made of white, pre-painted, galvanised sheet metal
- Outer-skin condenser – no dirt, no maintenance
- Modular system: same height and depth, different lengths available
- Suitable for climate class 3 to climate class 7
- Supplied in robust packaging (undersliding)
- Freezing: –14 °C to –23 °C

More details and final information can be found by scanning or clicking the QR codes.

RIO S

				RIO S	68_EU_403770	100_EU_403771	125_EU_403772	150_EU_403773	175_EU_403774
Classification acc. EN 23953-2					7				
Climate class acc. EN 23953-2					L1				
Energy efficiency index EEI				%	49.8	45.1	50.5	57.3	62.5
Use					Display & Sale				
Dimensions	Gross content			l	132	238	322	405	488
	Net content			l	102	190	258	327	396
	Total display area (TDA)			m^2	0.31	0.50	0.64	0.78	0.92
	Length	Outside		mm	680	1,000	1,250	1,500	1,750
		Inside		mm	530	850	1,100	1,350	1,600
	Depth	Outside		mm	650				
		Inside		mm	500				
	Height	Outside	front	mm	880				
		Outside	rear	mm	766				
	Stacking height		front	mm	530				
			rear	mm	570				
Net weight				kg	49	59	66	74	81
Gross weight				kg	53	63	71	79	87
Operation range	Ambient temperature		Min.	°C	16				
			Max.	°C	35				
	Relative humidity			%	75				
	Product temperature		Min.	°C	-23				
			Max.	°C	-14				
	Sound pressure in 1m distance			dB(A)	39		40		43
	Blowing agent				R-601 (HC) GWP 5				
Daily energy consumption	Edaily			kWh/day	2.3 / 3.0 / 1.5	2.6 /4.1 / 1.8	3.5 / 4.4 / 2.1	4.6 / 5.4	6.4 / 7.2
Annual energy consumption	AE			kWh/a	547.50	638.75	839.50	1095.00	1350.50
HVAC	Rejected heat capacity			W	63	73	96	125	154
	Dehumidification			Liter/day	0				
Refrigerant	Type				R290 / R404A / R600a			R290 / R404A	
	GWP				5				
	Charge			g	50 / 100 / 50	60 / 130 / 60	70 / 140 / 70	75 / 150	80 / 170
	Max. allowable operating pressure			bar	30				
Power supply	Voltage			V	220-240				
	Frequency			Hz	50				
	Nominal power acc. EN 60335-2-89			W	240 / 230 / 120	280 / 250 / 140	300 / 350 / 160	320 / 410	370 / 460
	Nominal power during defrost			W	240	280	300	320	370
	Nominal current during defrost			A	2.1 / 1.6 / 0.7	2.3 / 1.7 / 0.9	2.5 / 2.4 / 1.1	2.8 / 2.7	3.7 / 3.4
	Nominal power LED			W	12	18	25	32	40
	Fuse protection			A	16				
	Defrost heater power			W	220-240				
	Cord length			mm	1,750				

AHT a member of DAIKIN group

Air curtain display cooler

For perfect merchandise presentation

- Air curtain for optimum cooling efficiency
- Energy efficient
- Low maintenance condenser
- Cooling cassette system
- Cassette replacement within 15 minutes (easy service)
- Night blind to save energy consumption (reed switch)
- Inside light
- Plug-in refrigeration
- Automatic defrost and condensate water evaporation
- Shelf supports can be fixed in inclined position
- Use of natural and efficient refrigerant R290 (propane)
- 100 % CFC and PFC free

More details and final information can be found by scanning or clicking the QR codes.

AC

EU and UK models have same specs but different electricity plugs.

				AC	S_UK_403784	M_UK_403785	M_EU_403761	W_UK_403786	S_EU_403760	W_EU_403762
Classification acc. EN 23953-2					M2					
Climate class acc. EN 23953-2					3					
Energy efficiency index EEI				%	42.5	38.6		48.6	42.5	48.6
Use					Display & Sale					
Dimensions	Gross content			l	245	463	463	325	245	325
	Net content			l	190	324	324	250	190	250
	Total display area (TDA)			m^2	1.00	1.72	1.72	1.20	1.00	1.20
	Length	Outside		mm	706	716		914	706	914
	Depth	Outside		mm	766	771			766	
	Height	Outside		mm	1,495	1,973			1,495	
	Shelf depth			mm	1 x 388.2 x 321					
Net weight				kg	144	152		135	144	135
Gross weight				kg	135	165		150	135	150
Operation range	Ambient temperature		Min.	°C	16					
			Max.	°C	25					
	Relative humidity			%	60 or less					
	Product temperature		Min.	°C	-1					
			Max.	°C	7					
	Sound pressure in 1m distance			dB(A)	52.8	53.3		52.3	52.8	52.3
	Blowing agent				R-601 (HC) GWP 5					
Daily energy consumption	Edaily			kWh/day	8.50	10.50		10.70	8.50	10.70
Annual energy consumption	AE			kWh/a	3,102.50	3,832.50		3,905.50	3,102.50	3,905.50
HVAC	Rejected heat capacity			W	354	438		446	354	446
	Dehumidification			Liter/day	0					
Refrigerant	Type				R-290					
	GWP				3					
	Charge			g	140					
	Max. allowable operating pressure			bar	30					
Power supply	Voltage			V	220-240					
	Frequency			Hz	50					
	Nominal power acc. EN 60335-2-89			W	680	880		850	680	850
	Nominal current acc. EN 60335-2-89			A	3.5	5.2		5.0	3.5	5.0
	Nominal power LED			W	18	25		18		
	Fuse protection				RCBO, 30mA, C16					
	Cord length			mm	2,500					

(1) - Energy test results are declared for climate class 3, test procedure according to EN 23953-2, use of night blind for 12h, light on for 12h
(2) - With process-related interior fitting

AHT a member of DAIKIN group

Glass door merchandiser

For better product visibility

- Illuminated led header for maximum branding opportunities and horizontal led lighting for better product visibility
- Slim design ideal for in aisle retail placement
- Low profile, hinged door system
- Electronic temperature control with digital read out
- Spiral condenser helps improve performance and reduces maintenance time
- Low profile fixed rollers allow easy movement

More details and final information can be found by scanning or clicking the QR codes.

GD XL/XLS

EU and UK models have same specs but different electricity plugs.

				GD_XLS_UK_403788	GD_XLS_EU_403764	GD_XL_EU_403763	GD_XL_UK_403787
Classification acc. EN 23953-2				M1		M2	
Climate class acc. EN 23953-2				6		3	
Energy efficiency index EEI			%	20.5		21	
Use				Display & Sale			
Dimensions	Gross content		l	713		1,060	
	Net content		l	372		770	
	Total display area (TDA)		m^2	1.82		2.3	
	Length	Outside	mm	1,195			
	Depth	Outside	mm	655		928	
	Height	Outside	mm	1,973			
Net weight			kg	181		227	
Gross weight			kg	210		253	
Operation range	Ambient temperature	Min.	°C	16			
		Max.	°C	27		25	
	Relative humidity		%	70 or less			
	Product temperature	Min.	°C	-1		2	
		Max.	°C	5		7	
	Sound pressure in 1m distance		dB(A)	50		53	
	Blowing agent			R-601 (HC) GWP 5			
Daily energy consumption	Edaily		kWh/day	5.80		7.70	
Annual energy consumption	AE		kWh/a	2,117.00		2,810.50	
HVAC	Rejected heat capacity		W	242		321	
	Dehumidification		Liter/day	0			
Refrigerant	Type			R-290			
	GWP			3			
	Charge		g	120		150	
	Max. allowable operating pressure		bar	30			
Power supply	Voltage		V	220-240			
	Frequency		Hz	50			
	Nominal power acc. EN 60335-2-89		W	390		1,700	
	Nominal current acc. EN 60335-2-89		A	2.2		7.6	
	Nominal power LED		W	50		40	
	Fuse protection			RCBO, 30mA, C16		FI-LS, 30mA,C16	
	Cord length		mm	3,000		3,100	

(1) - Energy test results are declared for climate class 3, test procedure according to EN 23953-2
(2) - With process-related interior fitting

Promotion cooler

Maximum mobility and merchandise presentation with a high „cool factor“

- Presentation of snacks and beverages
- Sales-supporting promotion of complementary product groups
- High capacity
- COOLBOX generates high revenues with low space requirements – especially with fast-moving products
- Plug, chill & sell – immediately ready for use
- Unique condensate technology
- Multi functional usage
- 100% environment- & climate-friendly

More details and final information can be found by scanning or clicking the QR codes.

CB

EU and UK models have same specs but different electricity plugs.

				CB	CB124_EU_403765	CB124_UK_403789
Classification acc. EN 23953-2					H1	
Climate class acc. EN 23953-2					3	
Energy efficiency index EEI				%	43.5	
Use					Display & Sale	
Dimensions	Gross content			l	1,034 (0.000)	
	Net content			l	766 (2.000)	
	Total display area (TDA)			m^2	3.00 (2.000)	
	Length	Outside		mm	1,240	
		Inside		mm	1,180	
	Depth	Outside		mm	885	
		Inside		mm	640	
	Height	Outside		mm	2,150	
		Inside		mm	1,420	
	Shelf depth			mm	450	
Net weight				kg	346 (2.000)	
Gross weight				kg	374 (2.000)	
Operation range	Ambient temperature		Min.	°C	16	
			Max.	°C	25	
	Relative humidity			%	60 or less	
	Product temperature		Min.	°C	1	
			Max.	°C	10	
	Sound pressure in 1m distance			dB(A)	43.6	
	Blowing agent				R-601 (HC) GWP 5	
Daily energy consumption	Edaily			kWh/day	17.40 (1.000)	
Annual energy consumption	AE			kWh/a	6,351.00	
HVAC	Rejected heat capacity			W	725	
	Dehumidification			Liter/day	0	
Refrigerant	Type				R-290	
	GWP				3	
	Charge			g	150	
	Max. allowable operating pressure			bar	30	
Power supply	Phase				1N~	
	Voltage			V	220-240	
	Frequency			Hz	50	
	Nominal power acc. EN 60335-2-89			W	1,700	
	Nominal current acc. EN 60335-2-89-			A	7.5	
	Nominal power LED			W	70	
	Fuse protection				RCBO, 30mA, C16	
	Cord length			mm	3,500	

With process-related interior fitting | Energy test results are declared for climate class 3, test procedure according to EN 23953-2, use of night blind for 12h, light on for 12h

AMS

Active Monitoring System (AMS)

With the Active Monitoring System (AMS), you're on the safe side. Our sophisticated solution allows us to detect problems before you even notice them, which means you're always one step ahead. As an essential add-on to all electronical products, the AMS makes it much easier for you to manage and monitor your systems in your stores. Benefits of using the AMS:

› Shorter response times

› Optimized service calls

› More Efficient and effective call-outs

› KPIs collected for evaluation and analysis

With AMS, you can manage not only your AHT cooling units, but also the inventory of third-party equipment. The AMS provides highest-quality data continuously from all connected devices, allowing faults and anomalies to be localised and described more accurately. In the event of a fault (e.g. door alarm, high temperature alarm, network error), a precise description of the alarm with all the necessary data is sent in order to enable us to react on any event in the stores. With the help of these detailed insights, our service team can prepare for call-outs optimally, which also reduces the service costs.

The AMS reporting is tailored precisely to your requirements. This allows you to accurately monitor the performance of your systems and also switch from scheduled to needs-based maintenance, for example. Our monthly reports, which we send you by email, contain a range of detailed information and data.

Zanotti

Touch control

Zanotti presents the new "Touch Screen" control panel for GM monobloc units and GS split units. This new one User interface consists of keypad and display and allows easy access to all manual functions of the units.

The control of the refrigeration cycle, switching the unit on and off, the lighting in the cold room, activating the manual defrost process and setting the parameters are the features that are more intuitive with the new keyboard.

GM Monoblock Unit

GS Split Unit

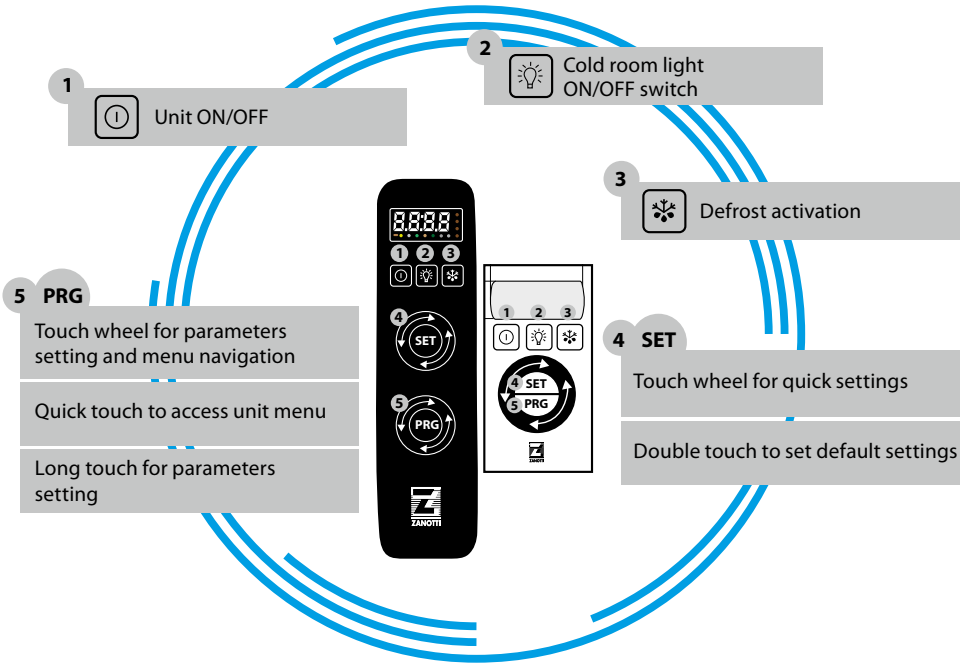

for two units in a cold storage cell
ALTERNATIVE REMOTE CONTROL

› For cold rooms where it is required by law to maintain a certain temperature (Products for hospitals, Pharmaceutical products) for safety and control it is necessary to install 2 units in the same cold room, so that they can always be working in alternate hours - when one is off, the other unit is working.

› If an aggregate in full function gets blocked, the second aggregate starts automatically. When the temperature for remote controls with thermostat is not achieved for a certain period of time (product feed, open cell door for longer period of time,...), the unit changes into the standby function.

› Remote control for two aggregates. Adjustable timer for alternate operation.
› In case of device failure of one the refrigeration units, the control can be switched on the other unit nearby. Alarm message through Lamp and buzzer.
› Thermostat for Safety at high Temperatures in the cold room (only with models with Thermostat).

Uni-block system for low and medium temperature refrigeration

Available with R290 (propane)

GM

For wall mounted installation in small and medium sized cold rooms

- Rapid mounting on the wall of the cold room by straddle-mounting, which is ideal for new installations or through-wall mounting and refurbishment projects
- Metallic grey coloured finish of the outdoor unit
- The white colour of the evaporator blends unobtrusively with the cold room walls
- Compressor compartment insulated with suitable soundproofing material to reduce sound levels
- Microchannel condensers available in order to reduce the refrigerant charge as much as possible and ensuring higher energy efficiency
- The units are provided with a new generation control panel with an easy-to-use interface

Installation type

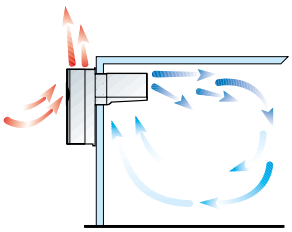

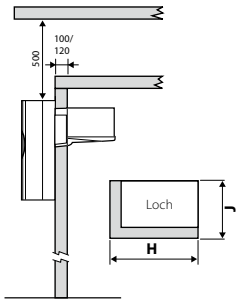

Through- wall model

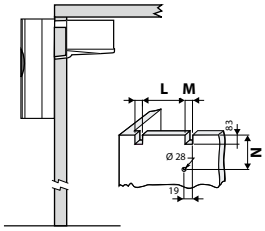

Straddle model

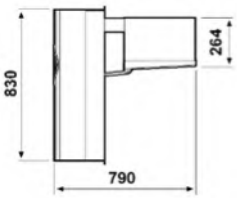



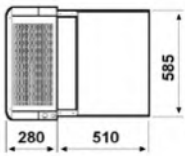

More details and final information can be found by scanning or clicking the QR codes. GM

Low Temperature Refrigeration, Medium Temperature Refrigeration				GM	0870Y1AAA	110DA11XA	112DA11XA	117DA11XA	218DA11XA	220DB11XA	320DB11XA	330DB11XA	340DB11XA	103EA11XA	105EA11XA	106EA11XA	107EA11XA
Refrigerating capacity	Low temperature	R-290	Nom	kW	0.871 (1)	-											
		R-452A	Nom	kW	-	0.679 (3)	0.889 (3)	1.080 (3)	1.336 (3)	1.688 (3)	2.491	2.349 (3)	3.160	-			
	Medium temperature	R-134a	Nom	kW	-									0.855	0.978 (1)	1.120 (1)	1.315 (1)
Recommended Cold Room Volume	Low temperature	V 100		m^3	4.4	-					25	-	36	-			
	Medium temp	V 100		m^3	-									5.8	-		
Power input	Max.			W	1.26	-											
Dimensions	Unit	HeightxWidthxDepth		mm	735x400x790				830x620x790		830x620x862		830x620x1,024	735x400x790			
	Packed unit	HeightxWidthxDepth		mm	942x450x850				1,050x670x850		1,050x670x940		1,050x660x1,090	942x450x850			
Weight	Unit			kg	64	56	64		80		105		113	52	53	56	
	Packed unit			kg	75	67	75		96		122		140	63	64	67	
Compressor	Type				Hermetic Reciprocating												
	Nominal power			kW	0.9	0.74	0.9	1.3		1.5		2.2	2.9	0.4	0.5	0.4	0.7
	Starting method				Direct												
Condenser	Air flow			m^3/h	600				1,200		1,500		2,200	600			
Defrost					Hot gas												
Evaporator	Air flow			m^3/h	600				1,200		1,800	1,500	2,100	600			
	Air throw			m	4	4 (2)					10 (2)			4 (2)			
Operation range	Cold room temperature	Min.~Max.		°C	-25~-15									-5~10			
Refrigerant	Type/GWP				R-290/3	R-452A/2,141					R-452A/2,140	R-452A/2,141	R-452A/2,140	R-134a/1,430			
	Charge			kg/TCO2Eq	-/-	0.38/0.81	0.34/0.73	0.35/0.75	0.86/1.84	0.84/1.80	-/-	0.98/2.10	-/-	0.40/0.57	0.43/0.61	0.33/0.47	
Power supply	Phase/Frequency/Voltage			Hz/V	1~/50/230					3N~/50/400				1~/50/230			

Low Temperature Refrigeration, Medium Temperature Refrigeration				GM	110EA11XA	211EA11XA	212EB11XA	315EB11XA	320EB11XA	1280Y1AAA	2210Y1AAA
Refrigerating capacity	Medium temperature	R-134a	Nom	kW	1.351 (1)	1.806 (1)	2.034 (1)	3.079 (1)	3.351 (1)	-	
		R-290	Nom	kW	-					1.281	2.206 (3)
Recommended Cold Room Volume	Medium temperature	V 100		m^3	-					11	22
Power input	Max.			W	-					0.94	1.61
Dimensions	Unit	HeightxWidthxDepth		mm	735x400x790	830x620x790		830x620x862		735x400x790	830x620x790
	Packed unit	HeightxWidthxDepth		mm	942x450x850	1,050x670x850		1,050x670x940		942x450x850	1,050x670x850
Weight	Unit			kg	64	80		98	100	56	80
	Packed unit			kg	75	96		115	117	67	96
Compressor	Type				Hermetic Reciprocating						
	Nominal power			kW	0.9		1.7	2.2	2.6	0.56	0.9
	Starting method				Direct						
Condenser	Air flow			m^3/h	600	1,200		1,500		600	1,200
Defrost					Hot gas						
Evaporator	Air flow			m^3/h	600	1,200		1,800		600	1,200
	Air throw			m	4 (2)			10 (2)		4	
Operation range	Cold room temp	Min.~Max.		°C	-5~10						
Refrigerant	Type/GWP				R-134a/1,430					R-290/3	
	Charge			kg/TCO2Eq	0.40/0.57	0.71/1.02	0.70/1.00	0.95/1.36	1.00/1.43	-/-	
Power supply	Phase/Frequency/Voltage			Hz/V	1~/50/230		3N~/50/400			1~/50/230	

(1)When normally running: 0°C / +30°C | (2)Use air throw as a base. Air throw is affected by many factors such as height of room, product storage, location of evaporator, etc. | (3)When normally running: -20°C / +30°C | Contains fluorinated greenhouse gases

Uni-block system for low and medium temperature refrigeration

AS

For wall mounted installation in medium sized cold rooms

- Rapid mounting on the wall of the cold room by through-wall mounting
- Extremely fast to assemble, reducing installation time and cost
- The white colour of the evaporator blends unobtrusively with the cold room walls
- Very compact and very efficient
- Remote electronic command station with easy-to-use user interface programmable according to various system requirements
- Low temperature models are available. Please contact your local dealer

Installation type

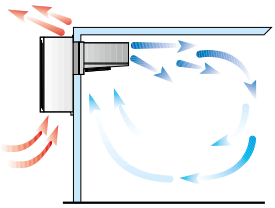

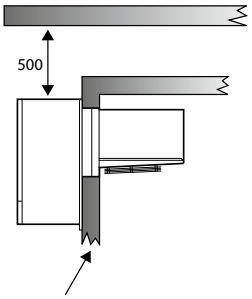

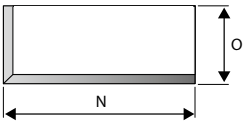

Drain pan connection: Ø 18 (AS235), Ø 22 (AS335-AS340)

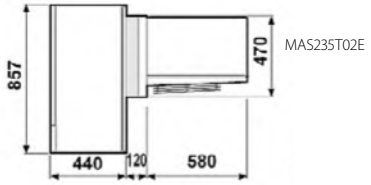

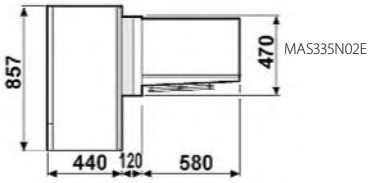

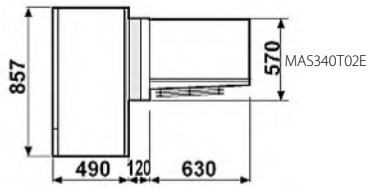

More details and final information can be found by scanning or clicking the QR codes.

AS

Low Temperature Refrigeration, Medium Temperature Refrigeration			AS	235T02E	335N02E	335T02E	340T02E
Refrigerating capacity	Medium temperature	R-134a Nom	kW	4.981 (1)	6.988 (1)	8.290 (1)	10.664 (1)
Dimensions	Unit	HeightxWidthxDepth	mm	857x1,280x1,140	857x1,750x1,140		857x1,790x1,240
	Packed unit	HeightxWidthxDepth	mm	1,060x1,330x1,210	1,065x1,850x1,300		1,065x1,850x1,420
Weight	Unit		kg	162	221	222	244
	Packed unit		kg	202	276	277	361
Compressor	Type			Hermetic Reciprocating			
	Nominal power		kW	3.7	4.8	6.3	7.4
	Starting method			Direct			
Condenser	Air flow		m^3/h	2,700	4,000		5,600
Defrost				Hot gas			
Evaporator	Air flow		m^3/h	3,900	5,600		8,000
	Air throw		m	10 (2)			17 (2)
Operation range	Cold room temperature	Min.~Max.	°C	-5~10			
Refrigerant	Type/GWP			R-134a/1,430			
	Charge		kg/TCO2Eq	1.80/2.57	2.50/3.58		4.50/6.44
Power supply	Phase/Frequency/Voltage		Hz/V	3N~/50/400			

(1)When normally running: 0°C / +30°C | (2)Use air throw as a base. Air throw is affected by many factors such as height of room, product storage, location of evaporator, etc. | Contains fluorinated greenhouse gases

Uni-block system for low and medium temperature refrigeration

For roof mounted installation in small and medium sized cold rooms

- Rapid mounting on the roof of the cold room
- Ceiling assembly leaves the space inside the cold room completely free
- The white colour of the evaporator blends unobtrusively with the cold room walls
- Extremely fast to assemble, reducing installation time and cost
- Best surface-to-capacity ratio
- Remote electronic command station with easy-to-use user interface programmable according to various system requirements

SB

More details and final information can be found by scanning or clicking the QR codes.

SB

Installation type

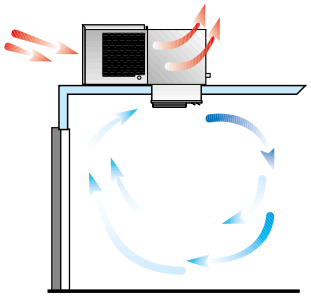

SB120

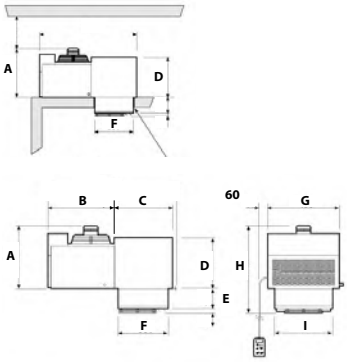

SB140

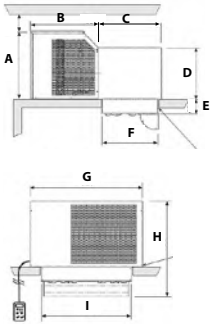

SB125-235

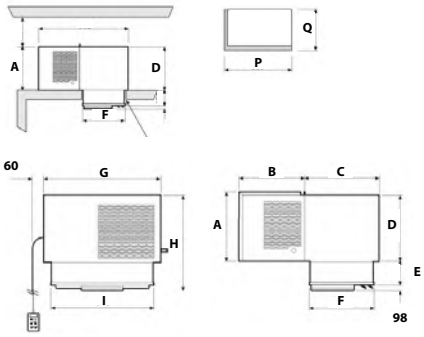

Low Temperature Refrigeration, Medium Temperature Refrigeration				SB	010DA11XX	0870Y1AAA	117DA11XX	1710Y2AAA	220DB11XX	2650Y3ABA	330DB11XX	005EA11XX	106EA11XX	107EA11XX
Refrigerating capacity	Low temperature	R-290	Nom	kW	-	0.873 (3)	-	1.713 (3)	-	2.653 (3)	-			
		R-452A	Nom	kW	0.628 (3)	-	1.029 (3)	-	1.699 (3)	-	2.472 (3)	-		
	Medium temperature	R-134a	Nom	kW	-							0.857 (1)	1.120 (1)	1.338 (1)
Recommended Cold Room Volume	Low temperature	V 100		m^3	-	4.4	-	13	-	28	-			
Power input	Max.			W	-	1.26	-	2.49	-	1.26	-			
Dimensions	Unit	HeightxWidthxDepth		mm	525x430x771	506x620x719		503x1,075x924	540x820x809	762x1,300x1,044	645x820x929	525x430x771	506x620x719	
	Packed unit	HeightxWidthxDepth		mm	690x540x830	690x730x790	660x730x790	-x-x-	690x930x880	-x-x-	800x930x1,000	690x540x830	660x730x790	
Weight	Unit			kg	48	68		102	87	200	102	42	59	
	Packed unit			kg	61	82		-	108	-	124	55	73	
Compressor	Type				Hermetic Reciprocating									
	Nominal power			kW	0.6	0.9	1.3	1.8	1.5	2.7	2.2	0.5	0.6	0.7
	Starting method				Direct									
Condenser	Air flow			m^3/h	400	750		1,400		2,000	1,500	400	750	
Defrost					Hot gas									
Evaporator	Air flow			m^3/h	500	550		1,100		2,500	2,300	500	550	
	Air throw			m	3 (2)	4	4 (2)	4	4 (2)	4	10 (2)	3 (2)	4 (2)	
Operation range	Cold room temperature	Min.~Max.		°C	-25~-15							-5~10		
Refrigerant	Type/GWP				R-452A/2,141.0	R-290/3	R-452A/2,141.0	R-290/3	R-452A/2,141.0	R-290/3	R-452A/2,141.0	R-134a/1,430.0		
	Charge			kg/TCO2Eq	0.50/1.07	-/-	0.42/0.90	-/-	0.72/1.54	-/-	0.96/2.06	0.47/0.67	0.40/0.57	0.46/0.66
Power supply	Phase/Frequency/Voltage			Hz/V	1~/50/230				3N~/50/400			1~/50/230		

Low Temperature Refrigeration, Medium Temperature Refrigeration				SB	1310Y1AAA	210EA11XX	212EB11XX	2180Y1AAA	315EB11XX	320EB11XX	3370Y2AAA	MSB425EB12XX	MSB530EB13XX	5820Y3ABA
Refrigerating capacity	Medium temperature	R-134a	Nom	kW	-	1.799 (1)	2.022 (1)	-	3.282 (1)	3.550 (1)	-	3.774 (1)	4.871 (1)	-
		R-290	Nom	kW	1.309 (1)	-		2.179 (1)	-		3.367 (1)	-		5.821 (1)
Recommended Cold Room Volume	Medium temperature	V 100		m^3	11	-		21	-		39	-		78
Power input	Max.			W	0.94	-		1.58	-		2.51	-		4.66
Dimensions	Unit	HeightxWidthxDepth		mm	506x620x719	540x820x809			645x820x929		652x1,300x1,044	760x920x1,042	785x1,075x1,046	652x1,300x1,044
	Packed unit	HeightxWidthxDepth		mm	690x730x790	690x930x880		720x930x880	800x930x1,000		-	880x1,100x1,100	920x1,200x1,120	-
Weight	Unit			kg	59	74	75		92		75	110	151	75
	Packed unit			kg	73	95	96		114		-	139	184	-
Compressor	Type				Hermetic Reciprocating									
	Nominal power			kW	0.56	0.9	1.7	0.9	2.2	2.6	1.12	2.9	3.7	2.7
	Starting method				Direct									
Condenser	Air flow			m^3/h	750	1,400			1,500		1,750	3,100	3,200	2,900
Defrost					Hot gas									
Evaporator	Air flow			m^3/h	550	1,100			2,300		1,500	2,300	3,450	3,600
	Air throw			m	4	4 (2)		4	10 (2)		4	10 (2)		4
Operation range	Cold room temperature	Min.~Max.		°C	-5~10									
Refrigerant	Type/GWP				R-290/3	R-134a/1,430.0		R-290/3	R-134a/1,430.0		R-290/3	R-134a/1,430.0		R-290/3
	Charge			kg/TCO2Eq	-/-	0.75/1.07	0.78/1.12	-/-	0.86/1.23	0.82/1.17	-/-	0.93/1.33	2.60/3.7	-/-
Power supply	Phase/Frequency/Voltage			Hz/V	1~/50/230		3N~/50/400	1~/50/230	3N~/50/400		1~/50/230	3N~/50/400		

(1)When normally running: 0°C / +30°C | (2)Use air throw as a base. Air throw is affected by many factors such as height of room, product storage, location of evaporator, etc. | (3)When normally running: -20°C / +30°C | Contains fluorinated greenhouse gases

Bi-block system for low and medium temperature refrigeration

Condensing unit for wall mounted installation

- Wall mounted condensing unit and ceiling mounted evaporator
- Extremely rapid mounting
- Best surface-to-capacity ratio
- Low sound levels thanks to optional compressor compartment soundproofing
- New generation control panel: possibility to connect it to classic remote management systems or to a Modbus system

GS

Ceiling evaporator

Installation type

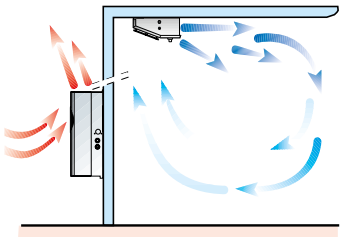

More details and final information can be found by scanning or clicking the QR codes.

GS

Low Temperature Refrigeration, Medium Temperature Refrigeration			GS	SB.BGS110P			SB.BGS112P			SB.BGS117P			SB.BGS218P			SB.BGS220P			SB.BGS330P		
				1D	2D	3D	1D	2D	3D	1D	2D	3D	1D	2D	3D	1D	2D	3D	1D	2D	3D
Refrigerating capacity	Low temperature	R-452A Nom	kW	0.679 (3)			0.889 (3)			1.080 (3)			1.336 (3)			1.688 (3)			2.349 (3)		
Dimensions	Condensing unit	HeightxWidthxDepth	mm	735x400x280									830x620x280						830x620x350		
	Evaporator unit	HeightxWidthxDepth	mm	215x654x410									215x1,074x410						215x1,654x410		
	Packed condensing unit	WidthxDepth	mm	490x610									490x740						600x740		
	Packed evaporator unit	HeightxWidthxDepth	mm	470x260x780									470x260x1,200						470x260x1,780		
Weight	Condensing unit		kg	46			54						64						84		
	Evaporator unit		kg	13									19						28		
	Packed condensing unit		kg	57			65						76						98		
	Packed evaporator unit		kg	15									21						31		
Compressor	Type			Hermetic Reciprocating																	
	Nominal power		kW	0.74			0.9			1.3						1.5			2.2		
	Starting method			Direct																	
Condenser	Air flow		m^3/h	600									1,200						1,500		
Defrost				Hot gas																	
Evaporator	Air flow		m^3/h	600									1,200						1,800		
	Air throw		m	4 (2)																	
Operation range	Cold room temperature	Min.~Max.	°C	-25~-15																	
Refrigerant	Type/GWP			R-452A/2,141																	
	Charge		kg/TCO2Eq	0.60/1.28			0.56/1.20			0.53/1.13			0.86/1.84			0.84/1.80			0.98/2.10		
Power supply	Phase/Frequency/Voltage		Hz/V	1~/50/230												3N~/50/400					

Low Temperature Refrigeration, Medium Temperature Refrigeration			GS	SB.MGS103P			SB.MGS105P			SB.MGS106P			SB.MGS107P			SB.MGS110P			SB.MGS211P			SB.MGS212P			SB.MGS213P			SB.MGS315P			SB.MGS320P		
				1E	2E	3E	1E	2E	3E	1E	2E	3E	1E	2E	3E	1E	2E	3E	1E	2E	3E	1E	2E	3E	1E	2E	3E	1E	2E	3E	1E	2E	3E
	Medium temperature	R-134a Nom	kW	0.855 (1)			0.978 (1)			1.120 (1)			1.351 (1)						1.806 (1)			2.034 (1)			2.175 (1)			3.079 (1)			3.351 (1)		
Dimensions	Condensing unit	HeightxWidthxDepth	mm	735x400x280															830x620x280									830x620x350					
	Evaporator unit	HeightxWidthxDepth	mm	215x654x410															215x1,074x410									215x1,654x410					
	Packed condensing unit	WidthxDepth	mm	490x610															490x740									600x740					
	Packed evaporator unit	HeightxWidthxDepth	mm	470x260x780															470x260x1,200									470x260x1,780					
Weight	Condensing unit		kg	42			43			46						54			64									77			79		
	Evaporator unit		kg	13															19									28					
	Packed condensing unit		kg	53			54			57						65			76									91			93		
	Packed evaporator unit		kg	15															19									31					
Compressor	Type			Hermetic Reciprocating																													
	Nominal power		kW	0.4			0.5			0.4			0.7			0.9						1.7			2			2.2			2.6		
	Starting method			Direct																													
Condenser	Air flow		m^3/h	600															1,200									1,500					
Defrost				Electric																													
Evaporator	Air flow		m^3/h	600															1,200									1,800					
	Air throw		m	4 (2)																													
Operation range	Cold room temperature	Min.~Max.	°C	-5~10																													
Refrigerant	Type/GWP			R-134a/1,430.0																													
	Charge		kg/TCO2Eq	0.85/1.22			0.72/1.03			0.78/1.12			0.60/0.86			0.85/1.22			0.71/1.02			0.70/1.00			0.75/1.07			0.95/1.36			0.99/1.42		
Power supply	Phase/Frequency/Voltage		Hz/V	1~/50/230																		3N~/50/400											

(1)When normally running: 0°C / +30°C | (2)Use air throw as a base. Air throw is affected by many factors such as height of room, product storage, location of evaporator, etc. | (3)When normally running: -20°C / +30°C | Contains fluorinated greenhouse gases | Precharged pipe 10 m length | Precharged pipe 5 m length | Precharged pipe 2,5 m length

Bi-block system for low and medium temperature refrigeration

Condensing unit for floor standing or roof mounted installation

- Condensing unit for floor standing or roof mounted installation and ceiling mounted evaporator
- Extremely fast to assemble thanks to quick connection joints
- Reduced installation time and cost
- Best surface-to-capacity ratio

Installation type

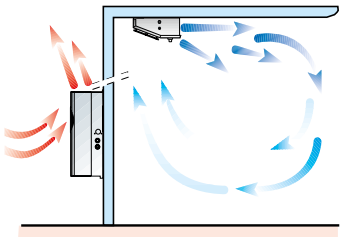

More details and final information can be found by scanning or clicking the QR codes.

SP-O

Low Temperature Refrigeration, Medium Temperature Refrigeration			SP-O	SB.BSP110P			SB.BSP112P			SB.BSP117P			SB.BSP218P			SB.BSP220P			SB.BSP330P		
				1D	2D	3D	1D	2D	3D	1D	2D	3D	1D	2D	3D	1D	2D	3D	1D	2D	3D
Refrigerating capacity	Low temperature	R-452A Nom	kW	0.662 (3)			0.905 (3)			1.088 (3)			1.342 (3)			1.719 (3)			2.384 (3)		
Dimensions	Condensing unit	HeightxWidthxDepth	mm	357x620x337									390x820x427						427x820x427		
	Evaporator unit	HeightxWidthxDepth	mm	215x614x410									215x1,034x410						215x1,614x410		
	Packed condensing unit	WidthxDepth	mm	520x780									620x1,010								
	Packed evaporator unit	HeightxWidthxDepth	mm	260x470x780									260x470x1,200						260x470x1,780		
Weight	Condensing unit		kg	45			50						61			69			78		
	Evaporator unit		kg	13									19						28		
	Packed condensing unit		kg	74			79						99			107			116		
	Packed evaporator unit		kg	15									21						30		
Compressor	Type			Hermetic Reciprocating																	
	Nominal power		kW	0.75			1.1			1.3						1.5			2.2		
	Starting method			Direct																	
Condenser	Air flow		m^3/h	750									1,400						1,500		
Defrost				Electric																	
Evaporator	Air flow		m^3/h	600									1,200						1,800		
	Air throw		m	4 (2)																	
Operation range	Cold room temperature	Min.~Max.	°C	-25~-15																	
Refrigerant	Type/GWP			-/2,141						R-452A/2,141											
	Charge		kg/TCO2Eq	0.80/1.71						0.93/1.99			1.10/2.36			1.00/2.14			1.30/2.78		
Power supply	Phase/Frequency/Voltage		Hz/V	1~/50/230												3N~/50/400					

Low Temperature Refrigeration, Medium Temperature Refrigeration			SP-O	SB.MSP106P			SB.MSP107P			SB.MSP212P			SB.MSP315P			SB.MSP320P		
				1E	2E	3E	1E	2E	3E	1E	2E	3E	1E	2E	3E	1E	2E	3E
Refrigerating capacity	Medium temperature	R-134a Nom	kW	1.140 (1)			1.422 (1)			1.816 (1)			3.188 (1)			3.492 (1)		
Dimensions	Condensing unit	HeightxWidthxDepth	mm	357x620x337						390x820x427			427x820x427					
	Evaporator unit	HeightxWidthxDepth	mm	215x614x410						215x1,034x410			215x1,614x410					
	Packed condensing unit	WidthxDepth	mm	520x780						620x1,010								
	Packed evaporator unit	HeightxWidthxDepth	mm	260x470x780						260x470x1,200			260x470x1,780					
Weight	Condensing unit		kg	43						59			69			70		
	Evaporator unit		kg	13						19			28					
	Packed condensing unit		kg	72						97			107			108		
	Packed evaporator unit		kg	15						21			30					
Compressor	Type			Hermetic Reciprocating														
	Nominal power		kW	0.4			0.7			0.9			2.2			2.6		
	Starting method			Direct														
Condenser	Air flow		m^3/h	750						1,400			1,500					
Defrost				Electric														
Evaporator	Air flow		m^3/h	600						1,200			1,800					
	Air throw		m	4 (2)														
Operation range	Cold room temperature	Min.~Max.	°C	-5~10														
Refrigerant	Type/GWP			R-134a/1,430														
	Charge		kg/TCO2Eq	0.88/1.26			0.84/1.20			1.00/1.43			1.00/1.43			1.50/2.15		
Power supply	Phase/Frequency/Voltage		Hz/V	1~/50/230									3N~/50/400					

(1)When normally running: 0°C / +30°C | (2)Use air throw as a base. Air throw is affected by many factors such as height of room, product storage, location of evaporator, etc. | (3)When normally running: -20°C / +30°C | Contains fluorinated greenhouse gases | Precharged pipe 2,5 m length | Precharged pipe 5 m length | Precharged pipe 10 m length

Bi-block system for low and medium temperature refrigeration

Condensing unit for floor standing or roof mounted installation

- Condensing unit for floor standing or roof mounted installation and ceiling mounted evaporator
- Thermostatic expansion valve ensuring optimum capacity in accordance with the required load for better energy efficiency
- Extremely fast to assemble thanks to quick connection joints
- Reduced installation time and cost
- Best surface-to-capacity ratio
- For higher capacities, please contact your local dealer

Floor standing condenser

Remote control

Ceiling evaporator

Installation type

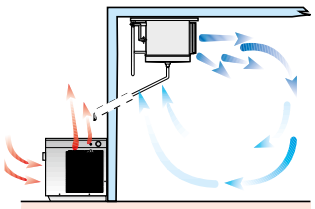

More details and final information can be found by scanning or clicking the QR codes.

DB-O

		DB-O	SB.BDB 110DA12XX	SB.BDB 112DA12XX	SB.BDB 117DA12XX	SB.BDB 218DA12XX	SB.BDB 220DA12XX	SB.BDB 320DA13XX	SB.BDB 330DA13XX
Refrigerating capacity	Low temperature R-452A Nom	kW	0.662 (1)	0.905 (1)	1.088 (1)	1.342 (1)	1.719 (1)	2.384 (1)	2.38 (1)
Dimensions	Condensing unit Height x Width x Depth	mm	357 x 620 x 337			390 x 820 x 427		427 x 820 x 427	
	Evaporator unit Height x Width x Depth	mm	215 x 614 x 410			215 x 1,034 x 410		215 x 1,614 x 410	
	Packed condensing unit Height x Width x Depth	mm	590 x 419 x 810			610 x 520 x 1,010			
	Packed evaporator unit Height x Width x Depth	mm	260 x 470 x 780			260 x 470 x 1,200			
Weight	Condensing unit	kg	45	50		61	69	72	78
	Evaporator unit	kg	13			19		28	
	Packed condensing unit	kg	55	60		75	83	86	92
	Packed evaporator unit	kg	15			21		31	
Compressor	Type		Hermetic Reciprocating						
	Nominal power	kW	0.75	1.1	1.3	1.3	1.5	2.2	
	Starting method		Direct						
Operation range	Cold room temperature Min. ~Max.	°C	-25 ~-15						
Refrigerant	Type		R-452A						
	GWP		2,142						
Evaporator	Air flow	m³/h	600			1,200		1,800	
	Air throw	m	4 (3)						
Condenser	Air flow	m³/h	750			1,400		1,500	
Defrost			Electric						
Power supply	Voltage/Phase/Frequency	V/Hz	230/1~/50			230/1~/50	400/3N~/50	400/3N~/50	

		DB-O	SB.MDB 106A12XX	SB.MDB 107A12XX	SB.MDB 212A12XX	SB.MDB 315A13XX	SB.MDB 320A13XX	SB.MDB 425A13XX	SB.MDB 530A13XX	SB.MDB 635A13XX	SB.MDB 645A13XX	SB.MDB 706A13XX	SB.MDB 707A13XX
Refrigerating capacity	Medium temperature R-134a Nom	kW	1.140 (2)	1.422 (2)	1.816 (2)	3.188 (2)	3.492 (2)	3.606 (2)	5.070 (2)	7.293 (2)	8.779 (2)	11.014 (2)	14.069 (2)
Dimensions	Condensing unit Height x Width x Depth	mm	357 x 620 x 337		390 x 820 x 427	427 x 820 x 427		540 x 920 x 540	594 x 1,075 x 532	654 x 1,575 x 642		885 x 1,725 x 742	885 x 1,725 x 742
	Evaporator unit Height x Width x Depth	mm	215 x 614 x 410		215 x 1,034 x 410	215 x 1,614 x 410		545 x 805 x 690	530 x 1,220 x 690	600 x 1,690 x 690		620 x 1,840 x 700	620 x 1,840 x 700
	Packed condensing unit Height x Width x Depth	mm	590 x 419 x 810		610 x 520 x 1,010			880 x 650 x 1,200	710 x 820 x 1,280	750 x 890 x 1,840		780 x 890 x 1,990	780 x 890 x 1,990
	Packed evaporator unit Height x Width x Depth	mm	260 x 470 x 780		260 x 470 x 1,200			702 x 814 x 1,004	865 x 780 x 1,850	865 x 780 x 1,850		1,100 x 880 x 2,000	1,100 x 880 x 2,000
Weight	Condensing unit	kg	43		59	69	70	95	104	158	159	195	220
	Evaporator unit	kg	13		19	28	28	37	53	84		102	102
	Packed condensing unit	kg	53		73	83	84	114	193	247	248	309	334
	Packed evaporator unit	kg	15		21	30	30	53	85	140		165	165
Compressor	Type		Hermetic Reciprocating										
	Nominal power	kW	0.4	0.7	0.9	2.2	2.6	2.94	3.7	4.8	6.3	7.4	9.555
	Starting method		Direct										
Operation range	Cold room temperature Min. ~Max.	°C	-5 ~10										
Refrigerant	Type		R-134a										
	GWP		1,430										
Evaporator	Air flow	m³/h	600		1,200	1,800	1,800	2,300	4,600	6,800	6,400	8,400	8,000
	Air throw	m	4 (3)					12 (3)	11 (3)			13 (3)	12 (3)
Condenser	Air flow	m³/h	750		1,400	1,500		3,150	3,200	5,500	7,000	8,100	8,100
Defrost			Electric										
Power supply	Voltage/Phase/Frequency	V/Hz	230/1~/50			400/3N~/50							

(1) When normally running: -20°C / +30°C | (2) When normally running: 0°C / +30°C | (3) Use air throw as a base. Air throw is affected by many factors such as height of room, product storage, location of evaporator, etc.

Wineblock - Monoblock units for high temperature refrigeration

Monoblock system suitable for through-wall installation

- Accurate humidity and temperature control to guarantee the quality of products (e.g. wines)
- Integrated humidifier available depending on model to have one unit which covers it all: perfect humidity & temperature control
- Electronic controller managing both temperature and humidity of the cold room

RCV

Installation type

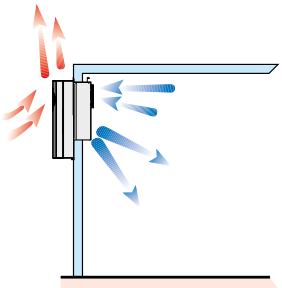

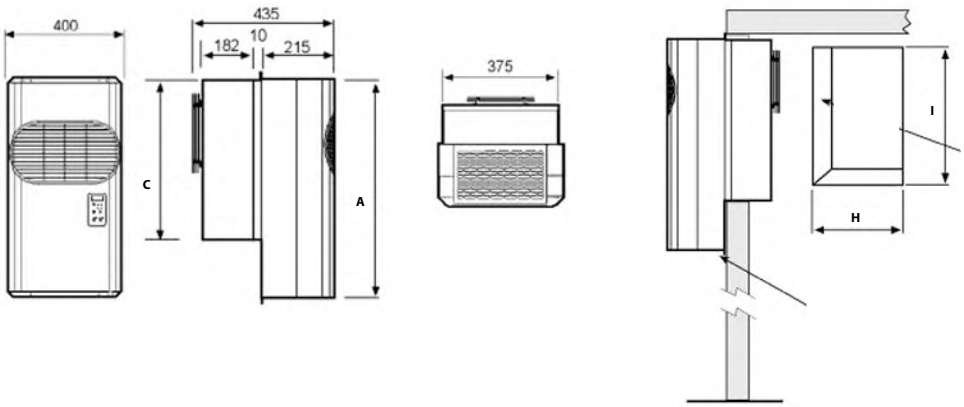

More details and final information can be found by scanning or clicking the QR codes.

RCV

High Temperature Refrigeration				RCV	101527E	101528E	102527E	102528E	201527E	201528E	202527E	202528E
Refrigerating capacity	High temperature	R-134a	Nom	kW	0.6		1		1.4		2.3	
Heating capacity	R-134a	Nom		kW	0.7		1.05		1.4		1.75	
Dimensions	Unit	HeightxWidthxDepth		mm	735x400x435				735x620x435			
	Packed unit	HeightxWidthxDepth		mm	955x435x495				955x655x495			
Weight	Unit			kg	49	50	52	53	77	78	79	80
	Packed unit			kg	59	60	62	63	89	90	91	92
Compressor	Type				Hermetic Reciprocating							
	Nominal power			kW	0.25		0.37		0.46		0.55	
Condenser	Air flow			m^3/h	600				1,200			
Evaporator	Air flow			m^3/h	600				1,200			
	Air throw			m	4 (1)							
Operation range	Cold room temperature	Min.~Max.		°C	10~20							
Refrigerant	Type/GWP				R-134a/1,430							
	Charge			kg/TCO2Eq	0.43/0.61		0.38/0.54		0.45/0.64		0.60/0.86	
Power supply	Phase/Frequency/Voltage			Hz/V	1~/50/230							

(1)Use air throw as a base. Air throw is affected by many factors such as height of room, product storage, location of evaporator, etc. | Contains fluorinated greenhouse gases | When normally running: +10°C / +30°C

Wineblock - Split units for high temperature refrigeration

Compact condensing unit and small-sized wall or ceiling mounted evaporators

- Accurate humidity and temperature control to guarantee the quality of products (e.g. wines)
- Thermostatic expansion valve ensuring optimum capacity in accordance with the required load for better energy efficiency
- Integrated humidifier available depending on model to have one unit which covers it all: perfect humidity & temperature control
- Electronic controller managing both temperature and humidity of the cold room

Ceiling evaporator

Wall evaporator

RDV Condensing unit

Installation type

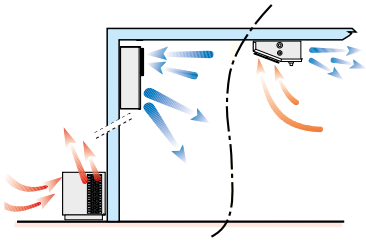

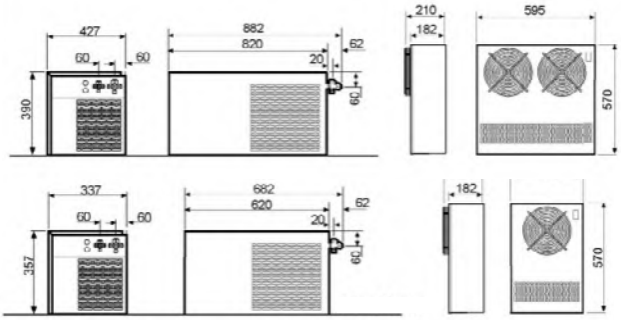

More details and final information can be found by scanning or clicking the QR codes.

RDV

High Temperature Refrigeration			RDV	SB.RDV 101523E	SB.RDV 101524E	SB.RDV 101525E	SB.RDV 101529E	SB.RDV 102523E	SB.RDV 102524E	SB.RDV 102525E	SB.RDV 102529E	SB.RDV 201523E	SB.RDV 201524E
Refrigerating capacity	High temperature	R-134a Nom	kW	0.600 (2)				1.000 (2)				1.400 (2)	
Heating capacity	R-134a	Nom	kW	0.700	0.900		0.700	1.050	0.900		1.050	1.400	1.600
Dimensions	Condensing unit	HeightxWidthxDepth	mm	357x682x337								390x882x427	
	Evaporator unit	HeightxWidthxDepth	mm	570x375x210	215x669x490		570x375x210		215x669x490		570x375x210	570x595x210	215x1,089x490
	Packed condensing unit	WidthxDepth	mm	800x400								510x1,000	
	Packed evaporator unit	HeightxWidthxDepth	mm	610x250x525	540x250x1,190		610x250x525		540x250x1,190		610x250x525	610x250x745	540x250x1,190
Weight	Condensing unit		kg	33		32		36		35		61	
	Evaporator unit		kg	13		12		13		12		19	
	Packed condensing unit		kg	38		37		41		40		68	
	Packed evaporator unit		kg	15		14		15		14		21	22
Compressor	Type			Hermetic Reciprocating									
	Nominal power		kW	0.25				0.37				0.46	
	Starting method			Direct									
Condenser	Air flow		m^3/h	600								1,200	1,100
Evaporator	Air flow		m^3/h	500	400		500		400		500	1,000	800
	Air throw		m	4 (1)									
Operation range	Cold room temperature	Min.~Max.	°C	10~20									
Refrigerant	Type/GWP			R-134a/1,430									
	Charge		kg/TCO2Eq	1.30/1.86								1.80/2.57	
Power supply	Phase/Frequency/Voltage		Hz/V	1~/50/230									

High Temperature Refrigeration			RDV	SB.RDV 201525E	SB.RDV 201529E	SB.RDV 202523E	SB.RDV 202524E	SB.RDV 202525E	SB.RDV 202529E
Refrigerating capacity	High temperature	R-134a Nom	kW	1.400 (2)		2.300 (2)			
Heating capacity	R-134a	Nom	kW	1.600	1.400	1.750 (2)	1.600		1.750 (2)
Dimensions	Condensing unit	HeightxWidthxDepth	mm	390x882x427					
	Evaporator unit	HeightxWidthxDepth	mm	215x1,089x490	570x595x210		215x195x490	215x1,089x490	570x595x210
	Packed condensing unit	WidthxDepth	mm	510x1,000					
	Packed evaporator unit	HeightxWidthxDepth	mm	540x250x1,190	610x250x745		540x1,089x1,190	540x250x1,190	610x250x745
Weight	Condensing unit		kg	60		63	68	62	
	Evaporator unit		kg	18		19		18	
	Packed condensing unit		kg	67		70	75	69	
	Packed evaporator unit		kg	20		21	22	20	
Compressor	Type			Hermetic Reciprocating					
	Nominal power		kW	0.46		0.55			
	Starting method			Direct					
Condenser	Air flow		m^3/h	1,100	1,200		1,100		1,200
Evaporator	Air flow		m^3/h	800	1,000		800		1,000
	Air throw		m	4 (1)					
Operation range	Cold room temperature	Min.~Max.	°C	10~20					
Refrigerant	Type/GWP			R-134a/1,430					
	Charge		kg/TCO2Eq	1.80/2.57					
Power supply	Phase/Frequency/Voltage		Hz/V	1~/50/230					

(1)Use air throw as a base. Air throw is affected by many factors such as height of room, product storage, location of evaporator, etc. | (2)When normally running: +10°C / +30°C | Contains fluorinated greenhouse gases

Seasoning units

Monoblock and bi-block units for
- Meat drying and seasoning
- Cheese seasoning

For small and medium size coldrooms

› Quick and easy installation
› Low noise and vibration
› Electronic control
› Constant and detailed control of temperature and humidity level during operation
› Compact and functional, with removable panels to allow easy access to internal components
› More units available suitable for large coldrooms

Bi-block Monoblock

Drying units / Seasoning uinits: SAS
› Coldroom temperature: **+10°C to +25°C**
› Humidity: **till 60%**

Special treatment units: SAR
› Coldroom temperature: **+2°C to +4°C**
› Humidity: **till 40%**

Cooling capacity :
› from 2.900 to 18.500 Watt

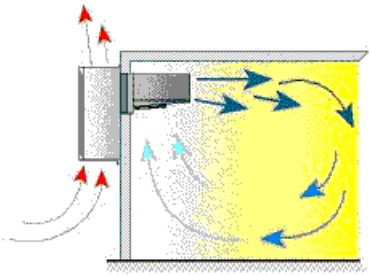

		SAR	SAR221TR01E	SAR135TR01E	SAR235TR01E
Refrigerating capacity		W	2,900	4,500	7,250
Weight	Condensing unit	kg	103	145	224
	Evaporator unit	kg	103	145	224
Compressor	Type		Hermetic		
	Nominal power	kW	1.1	1.5	2.9
	Starting method		Direct		
Condenser	Air flow	m^3/h	1,400	1,500	2,700
Evaporator	Air flow	m^3/h	800	1,700	3,000
Operation range	Cold room temperature Min.~Max.	°C	+10° +25°		
Refrigerant	Type		R134a		
Power supply	Phase/Frequency/Voltage	Hz/V	3N~/50/400		

		SAS	SAS221TR01E	SAS135TR01E	SAS235TR01E	SAS335TR01E	SAS340TR01E	SAS221TR86E	SAS135TR86E	SAS235TR86E	SAS335TR86E	SAS340TR86E
Refrigerating capacity		W	3,400	4,900	8,200	12,800	15,900	3,400	4,900	8,200	12,800	15,900
Weight	Condensing unit	kg	105	127	207	268	309	84	100	165	213	246
	Evaporator unit	kg	105	127	207	268	309	20	28	42	55	63
Compressor	Type		Hermetic									
	Nominal power	kW	0.7	1.1	2.2	3.7	5.5	0.7	1.1	2.2	3.7	5.5
	Starting method		Direct									
Condenser	Air flow	m^3/h	1,400	1,500	2,700	4,000	5,600	1,400	1,500	2,700	4,000	5,600
Evaporator	Air flow	m^3/h	800	1,700	3,000	4,700	6,500	800	1,700	3,000	4,700	6,500
Operation range	Cold room temperature Min.~Max.	°C	+10° +25°									
Refrigerant	Type		R134a									
Power supply	Phase/Frequency/Voltage	Hz/V	3N~/50/400									

Condensing units

Model	Product name	Capacity (kW)
Commercial plug-in condensing units	JEHCCU and JEHSCU	
Small condensing units	CU series	
Semi condensing units	CU series	
Twin condensing units	CU series	
Large condensing units	CM series	
Small inverter condensing unit for commercial refrigeration	Mini-ZEAS LRMEQ-BY1	
	Mini-ZEAS LRLEQ-BY1	
Inverter condensing unit for commercial refrigeration	ZEAS LREQ-BY1	
	Multi ZEAS LREQ-BY1R	
CO_2 condensing units		

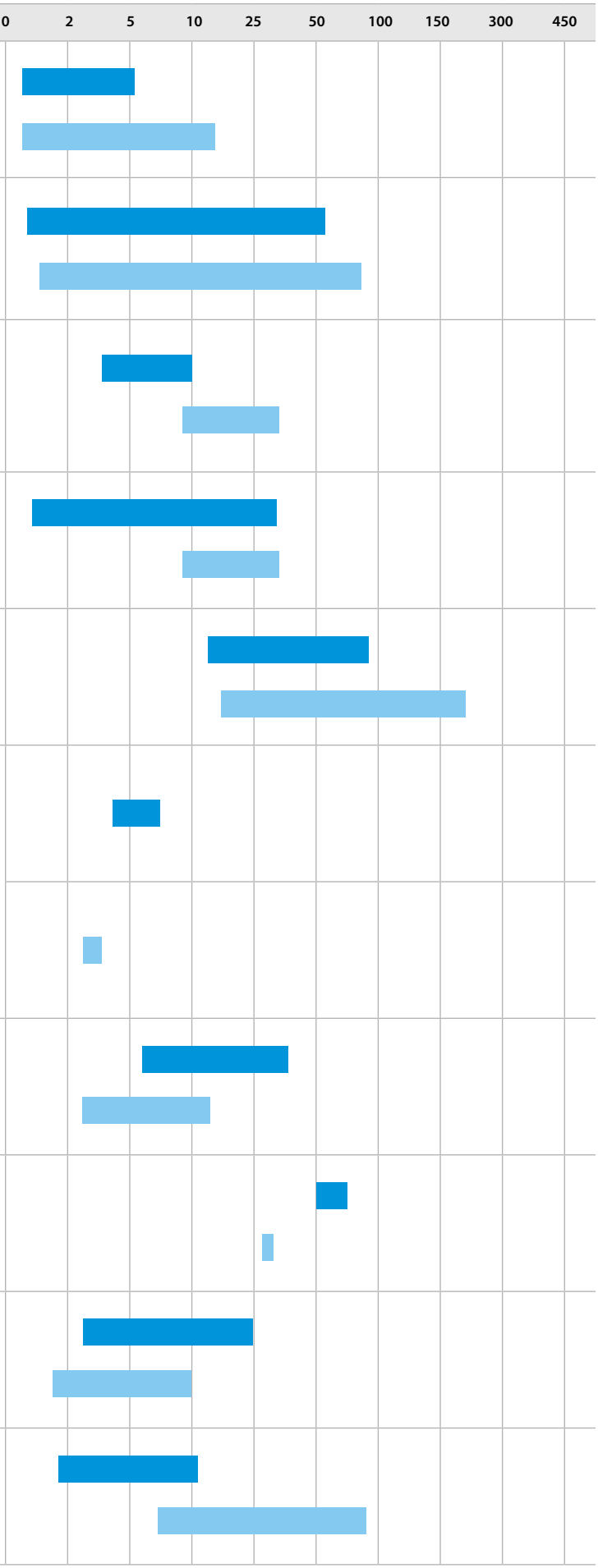

Freezing (Low temperature) (-20° C)

Chilling (Medium temperature) (0° C)

Condensing unit for commercial refrigeration with reciprocating technology

Refrigeration solution for small food retailers

- Designed specifically for small capacity refrigeration applications in small food stores (eg. in bakeries and butchers), cold rooms, bottle coolers and display cabinets
- Compact and lightweight for even the smallest of city centre locations
- All components can be accessed, making maintenance quick and easy
- Ideal for urban applications: sound proofing and low operating sound levels mean the unit is quiet
- The optimised compressor range and increased condenser surface deliver high levels of energy efficiency and reliability is ensured by using high quality components and production processes
- Micro channel heat exchanger technology reduces the amount of refrigerant used in the system, lowering environmental impact

JEHCCU-CM1/CM3

More details and final information can be found by scanning or clicking the QR codes.

JEHCCU-CM3 JEHCCU-CM1

Medium Temperature Refrigeration			JEHCCU-CM1/CM3		0040CM1	0050CM1	0051CM1	0063CM1	0067CM1	0077CM1	0095CM1	0100CM1	0113CM1	0140CM1	0170CM1	0140CM3	0170CM3
Refrigerating capacity	Medium temperature (1)	R-134a	Nom	kW	0.59	-	0.89	1.06	-	1.29	1.60		-		-	-	-
		R-407A	Nom	kW	-	0.80	-		1.07	-		1.33	1.66	1.92	-	1.92	-
		R-407F	Nom	kW	-	0.86	-		1.15	-		1.41	1.74	2.08	-	2.08	-
		R-448A	Nom	kW	-	0.87	-		1.12	-		1.35	1.64	2.15	2.57	2.15	2.57
		R-449A	Nom	kW	-	0.87	-		1.12	-		1.35	1.64	2.15	2.57	2.15	2.57
		R-452A	Nom	kW	-	0.95	-		1.23	-		1.48	1.79	2.20	2.69	2.20	2.69
Seasonal energy performance ratio SEPR	R-134a	Te -10°C			1.50	-	1.77	1.77	-	1.85	1.86		-			-	-
	R-407A	Te -10°C			-	1.59	-		1.62	-		1.66	1.78	1.74	-	1.66	-
	R-407F	Te -10°C			-	1.77	-		1.76	-		1.77	1.85	1.93	-	1.85	-
	R-448A	Te -10°C			-	1.66	-		1.64	-		1.64	1.71	2.09	1.73	2.00	1.76
	R-449A	Te -10°C			-	1.66	-		1.64	-		1.64	1.71	2.09	1.73	2.00	1.76
	R-452A	Te -10°C			-	1.67	-		1.67	-		1.68	1.73	1.92	1.65	1.83	1.73
Parameters at full load and ambient temp. 25°C	R-134a	Te -10°C	Declared COP (COP2)		1.84	-	2.01	2.05	-	2.22	2.30		-			-	
	R-407A	Te -10°C	Declared COP (COP2)		-	1.69	-		1.69	-		1.74	1.90	1.87	-	2.09	-
	R-407F	Te -10°C	Declared COP (COP2)		-	1.93	-		1.94	-		1.95	2.07	2.22	-	1.78	-
	R-448A	Te -10°C	Declared COP (COP2)		-	1.91	-		1.90	-		1.89	1.95	2.42	1.93	2.11	2.01
	R-449A	Te -10°C	Declared COP (COP2)		-	1.91	-		1.90	-		1.89	1.95	2.42	1.93	2.32	2.01
	R-452A	Te -10°C	Declared COP (COP2)		-	1.90	-		1.90	-		1.90	1.98	2.18	1.85	2.32	1.99
Parameters at full load and ambient temp. 32°C (Point A)	R-134a	Te -10°C	Rated COP (COPA)		1.5	-	1.77	1.77	-	1.85	1.86		-		-	-	-
	R-407A	Te -10°C	Rated COP (COPA)		-	1.59	-		1.62	-		1.66	1.78	1.74	-	1.66	-
	R-407F	Te -10°C	Rated COP (COPA)		-	1.77	-		1.76	-		1.77	1.85	1.93	-	1.85	-
	R-448A	Te -10°C	Rated COP (COPA)		-	1.66	-		1.64	-		1.64	1.71	2.09	1.73	2.00	1.76
	R-449A	Te -10°C	Rated COP (COPA)		-	1.66	-		1.64	-		1.64	1.71	2.09	1.73	2.00	1.76
	R-452A	Te -10°C	Rated COP (COPA)		-	1.67	-		1.67	-		1.68	1.73	1.92	1.65	1.83	1.73
	R-134a	Te -10°C	Rated cooling capacity (PA)	kW	0.59	-	0.89	1.06	-	1.29	1.60		-		-	-	-
	R-407A	Te -10°C	Rated cooling capacity (PA)	kW	-	0.80	-		1.07	-		1.33	1.66	1.92	-	1.92	-
	R-407F	Te -10°C	Rated cooling capacity (PA)	kW	-	0.86	-		1.15	-		1.41	1.74	2.08	-	2.08	-
	R-448A	Te -10°C	Rated cooling capacity (PA)	kW	-	0.87	-		1.12	-		1.35	1.64	2.15	2.57	2.15	2.57
	R-449A	Te -10°C	Rated cooling capacity (PA)	kW	-	0.87	-		1.12	-		1.35	1.64	2.15	2.57	2.15	2.57
	R-452A	Te -10°C	Rated cooling capacity (PA)	kW	-	0.95	-		1.23	-		1.48	1.79	2.20	2.69	2.20	2.69
	R-134a	Te -10°C	Rated power input (DA)	kW	0.39	-	0.50	0.60	-	0.70	0.86		-		-	-	-
	R-407A	Te -10°C	Rated power input (DA)	kW	-	0.50	-		0.66	-		0.80	0.94	1.11	-	1.16	-
	R-407F	Te -10°C	Rated power input (DA)	kW	-	0.49	-		0.65	-		0.79	0.94	1.07	-	1.12	-
	R-448A	Te -10°C	Rated power input (DA)	kW	-	0.53	-		0.68	-		0.82	0.96	1.03	1.49	1.08	1.46
	R-449A	Te -10°C	Rated power input (DA)	kW	-	0.53	-		0.68	-		0.82	0.96	1.03	1.49	1.08	1.46
	R-452A	Te -10°C	Rated power input (DA)	kW	-	0.57	-		0.74	-		0.88	1.03	1.15	1.63	1.20	1.55
Parameters at full load and ambient temp. 43°C	R-134a	Te -10°C	Declared COP (COP3)		1.42	-	1.40	1.40	-	1.49	1.50		-		-	-	-
	R-407A	Te -10°C	Declared COP (COP3)		-	1.42	-							1.56	-	1.47	-
	R-407F	Te -10°C	Declared COP (COP3)		-	1.46	-							1.58	-	1.49	-
	R-448A	Te -10°C	Declared COP (COP3)		-	1.27	-		1.26	-		1.25	1.33	1.62	1.42	1.53	1.43
	R-449A	Te -10°C	Declared COP (COP3)		-	1.27	-		1.26	-		1.25	1.33	1.62	1.42	1.53	1.43
	R-452A	Te -10°C	Declared COP (COP3)		-	1.31	-		1.32	-		1.34	1.37	1.52	1.35	1.44	1.39
	R-134a	Te -10°C	Cooling capacity (P3)	kW		-	0.75	0.86	-	1.06	1.34		-		-	-	
	R-407A	Te -10°C	Cooling capacity (P3)	kW		0.75				-				1.79	-	1.78	
	R-407F	Te -10°C	Cooling capacity (P3)	kW		0.79				-				1.85	-	1.84	
	R-448A	Te -10°C	Cooling capacity (P3)	kW	-	0.73	-		0.91	-		1.10	1.34	1.79	2.23	1.77	2.20
	R-449A	Te -10°C	Cooling capacity (P3)	kW	-	0.73	-		0.91	-		1.10	1.34	1.79	2.23	1.77	2.20
	R-452A	Te -10°C	Cooling capacity (P3)	kW	-	0.80	-		1.01	-		1.23	1.46	1.83	2.28	1.81	2.26
	R-134a	Te -10°C	Power input (D3)	kW	0.36	-	0.53	0.62	-	0.71	0.89		-		-	-	-
	R-407A	Te -10°C	Power input (D3)	kW	-	0.53				-				1.15	-	1.21	-
	R-407F	Te -10°C	Power input (D3)	kW	-	0.54				-				1.17	-	1.23	-
	R-448A	Te -10°C	Power input (D3)	kW	-	0.58	-		0.73	-		0.88	1.01	1.11	1.57	1.16	1.54
	R-449A	Te -10°C	Power input (D3)	kW	-	0.58	-		0.73	-		0.88	1.01	1.11	1.57	1.16	1.54
	R-452A	Te -10°C	Power input (D3)	kW	-	0.61	-		0.77	-		0.92	1.06	1.20	1.69	1.26	1.62
Dimensions	Unit	HeightxWidthxDepth		mm	607 x876 x420									662 x1,101 x444			
Weight	Unit			kg	49		57		56	58		57	58	67	68	67	68
Compressor	Type				Reciprocating compressor												
	Piston displacement			m^3/h	1.8		3.18	3.79	2.64	4.51	5.69	3.18	4.21	4.52	4.52	4.52	4.52
Fan	Type				Axial												
Sound pressure level	Nom.			dBA	28									32	33	32	33
Piping connections	Liquid line connection			inch	1/4"				3/8"								
	Suction line connection			inch	3/8"				1/2"					5/8		5/8	
Refrigerant	Type/GWP				R-134a/ 1,430	R-452A/ 2,141	R-134a/1,430		R-452A/ 2,141	R-134a/1,430		R-452A/2,141			R-452A/ 2,141	R-407A/ 2,107	R-452A/ 2,141
	Type 2 - GWP Type 2				-	R-407A/ 2,107	-		R-407A/ 2,107	-		R-407A/2,107			R-448A/ 1,387	R-407F/ 1,825	R-448A/ 1,387
	Type 3 - GWP Type 3				-	R-407F/ 1,825	-		R-407F/ 1,825	-		R-407F/1,825			R-449A/ 1,397	R-448A/ 1,387	R-449A/ 1,397
	Type 4 - GWP Type 4				-	R-448A/ 1,387	-		R-448A/ 1,387	-		R-448A/ 1,387	R-449A/ 1,397	R-448A/ 1,387	-	R-449A/ 1,397	-
	Type 5 - GWP Type 5				-	R-449A/ 1,397	-		R-449A/ 1,397	-		R-449A/ 1,397	-	R-449A/ 1,397	-	R-452A/ 1,397	-
	GWP Type 6				-											2,140.0	-
Power supply	Phase/Frequency/Voltage			Hz/V	1~/50 /230											3~/50 /400	

(1) Refer to condition: Outside ambient temperature = 32°C, Evaporation temperature = -10°C and Return Gas 20°C (medium temperature application) | (2) Average sound pressure level is measured at 10m in anechoic room

Condensing unit for commercial refrigeration with scroll technology

Refrigeration solution for small food retailers

- Designed specifically for small capacity refrigeration applications in small food stores (eg. in bakeries and butchers), cold rooms, bottle coolers and display cabinets
- Compact and lightweight for even the smallest of city centre locations
- All components can be accessed, making maintenance quick and easy
- Ideal for urban applications: sound proofing and low operating sound levels mean the unit is quiet
- The optimised compressor range and increased condenser surface deliver high levels of energy efficiency and reliability is ensured by using high quality components and production processes
- Micro channel heat exchanger technology reduces the amount of refrigerant used in the system, lowering environmental impact

JEHSCU-CM1/CM3

JEHSCU-CM1

JEHSCU-CM3

Medium Temperature Refrigeration				JEHSCU-CM1/CM3	0200CM1	0250CM1	0300CM1	0200CM3	0250CM3	0300CM3	0350CM3	0360CM3	0400CM3	0500CM3	0600CM3	0680CM3	0800CM3	1000CM3
Refrigerating capacity	Medium temperature (1)	R-134a	Nom	kW	2.13	-		2.24	-		3.48	3.80	4.37	-	-	-	8.21	10.75
		R-407A	Nom	kW	3.48	4.09	-	3.45	4.05	4.69	-	5.77	6.76	8.28	9.54	10.7	12.95	-
		R-407F	Nom	kW	3.33	3.82	4.63	3.33	3.94	4.58	-	5.73	6.75	8.18	9.59	-	12.9	-
		R-407H	Nom	kW		-		3.30	3.76	4.51	-	-	5.96	-	9.24	10.3	12.3	-
		R-448A	Nom	kW	3.33	3.82	4.73	3.33	3.82	4.73	5.46	5.76	6.37	7.88	9.45	10.5	12.8	15.85
		R-449A	Nom	kW	3.33	3.82	4.73	3.33	3.82	4.73	5.46	5.76	6.37	7.88	9.45	10.5	12.8	15.85
Seasonal energy performance ratio SEPR	R-134a	Te -10°C			1.92	-		2.19	-		2.08	2.36	2.36	-	-	-	3.10	3.37
	R-407A	Te -10°C			2.18	2.06	-	2.12	1.99	1.92	-	3.48	3.79	3.21	3.19	2.96	3.12	-
	R-407F	Te -10°C			1.92	1.83	1.74	1.88	1.83	1.69	-	3.22	3.49	3.07	3.12	-	2.95	-
	R-407H	Te -10°C				-		1.93	2.02	1.80	-	3.15	3.03	-	2.90	2.68	3.24	-
	R-448A	Te -10°C			2.02	1.93	1.85	2.02	1.93	1.85	2.72	3.02	3.13	2.97	3.22	2.96	2.88	2.83
	R-449A	Te -10°C			2.02	1.93	1.85	2.02	1.93	1.85	2.72	3.02	3.13	2.97	3.22	2.96	2.88	2.83
Annual electricity consumption Q	R-134a	Te -10°C			-												16,257	19,586
	R-407A	Te -10°C		kWh/a	-							10,187	10,973	15,848	18,408	22,240	25,491	-
	R-407F	Te -10°C		kWh/a	-							10,933	11,873	16,401	18,903	-	26,882	-
	R-407H	Te -10°C		kWh/a	-							10,664	12,082	-	19,576	23,664	-	
	R-448A	Te -10°C		kWh/a	-						12,363	11,736	12,512	16,305	18,395	22,298	27,302	34,432
	R-449A	Te -10°C		kWh/a	-						12,363	11,736	12,512	16,305	18,395	22,298	27,302	34,432
Parameters at full load and ambient temp. 25°C	R-134a	Te -10°C	Declared COP (COP2)		2.21	-		2.62	-		2.46	2.86	2.90	-				
	R-407A	Te -10°C	Declared COP (COP2)		2.61	2.44	-	2.55	2.36	2.26	-							
	R-407F	Te -10°C	Declared COP (COP2)		2.46	2.33	2.21	2.39	2.29	2.14	-							
	R-407H	Te -10°C	Declared COP (COP2)			-		2.37	2.48	2.21	-							
	R-448A	Te -10°C	Declared COP (COP2)		2.53	2.32	2.23	2.53	2.32	2.23	-							
	R-449A	Te -10°C	Declared COP (COP2)		2.53	2.32	2.23	2.53	2.32	2.23	-							
Parameters at part load and ambient temp. 25°C (Point B)	R-134a	Te -10°C	Declared COP (COPB)		-												2.49	2.7
	R-407A	Te -10°C	Declared COP (COPB)		-							2.77	2.90	2.60	2.51	2.37	2.55	-
	R-407F	Te -10°C	Declared COP (COPB)		-							2.53	2.66	2.36	2.39	-	2.5	-
	R-407H	Te -10°C	Declared COP (COPB)		-							2.47	2.37	-	2.32	2.17	2.68	-
	R-448A	Te -10°C	Declared COP (COPB)		-						2.18	2.56	2.51	2.41	2.39	2.18	2.33	2.26
	R-449A	Te -10°C	Declared COP (COPB)		-						2.18	2.56	2.51	2.41	2.39	2.18	2.33	2.26
Parameters at full load and ambient temp. 32°C (Point A)	R-134a	Te -10°C	Rated COP (COPA)		1.92	-		2.19	-		2.08	2.36	2.36	-	-	-	2.2	2.21
	R-407A	Te -10°C	Rated COP (COPA)		2.18	2.06	-	2.12	1.99	1.92	-	2.24	2.28	2.11	2.05	1.93	2.08	-
	R-407F	Te -10°C	Rated COP (COPA)		1.92	1.83	1.74	1.88	1.83	1.69	-	1.97	2.10	1.88	1.91	-	2.1	-
	R-407H	Te -10°C	Rated COP (COPA)			-		1.93	2.02	1.80	-		1.89	-	1.92	1.78	2.2	-
	R-448A	Te -10°C	Rated COP (COPA)		2.02	1.93	1.85	2.02	1.93	1.85	1.77	2.04	1.98	1.78	1.96	1.79	2.05	1.83
	R-449A	Te -10°C	Rated COP (COPA)		2.02	1.93	1.85	2.02	1.93	1.85	1.77	2.04	1.98	1.78	1.96	1.79	2.05	1.83
	R-134a	Te -10°C	Rated cooling capacity (PA)	kW	2.13	-		2.24	-		3.48	3.80	4.37	-	-	-	8.21	10.75
	R-407A	Te -10°C	Rated cooling capacity (PA)	kW	3.48	4.09	-	3.45	4.05	4.69	-	5.77	6.76	8.28	9.54	10.7	12.95	-
	R-407F	Te -10°C	Rated cooling capacity (PA)	kW	3.33	3.82	4.63	3.33	3.94	4.58	-	5.73	6.75	8.18	9.59	-	12.9	-
	R-407H	Te -10°C	Rated cooling capacity (PA)	kW	-	-	-	3.30	3.76	4.51	-		5.96	-	9.24	10.3	12.3	-
	R-448A	Te -10°C	Rated cooling capacity (PA)	kW	3.33	3.82	4.73	3.33	3.82	4.73	5.46	5.76	6.37	7.88	9.45	10.5	12.8	15.85
	R-449A	Te -10°C	Rated cooling capacity (PA)	kW	3.33	3.82	4.73	3.33	3.82	4.73	5.46	5.76	6.37	7.88	9.45	10.5	12.8	15.85
	R-134a	Te -10°C	Rated power input (DA)	kW	1.11	-		1.03	-		1.68	1.61	1.85	-	-	-	3.74	4.86
	R-407A	Te -10°C	Rated power input (DA)	kW	1.60	1.99	-	1.63	2.04	2.45	-	2.58	2.97	3.93	4.65	5.54	6.24	-
	R-407F	Te -10°C	Rated power input (DA)	kW	1.74	2.09	2.66	1.78	2.16	2.71	-	2.91	3.21	4.36	5.03	-	6.13	-
	R-407H	Te -10°C	Rated power input (DA)	kW		-		1.71	1.86	2.50	-		3.15	-	4.82	5.79	5.58	-
	R-448A	Te -10°C	Rated power input (DA)	kW	1.65	1.98	2.56	1.65	1.98	2.56	3.09	2.83	3.22	4.43	4.83	5.85	6.23	8.68
	R-449A	Te -10°C	Rated power input (DA)	kW	1.65	1.98	2.56	1.65	1.98	2.56	3.09	2.83	3.22	4.43	4.83	5.85	6.23	8.68
Parameters at full load and ambient temp. 43°C	R-134a	Te -10°C	Declared COP (COP3)		1.42			-			1.52			-			1.59	1.60
	R-448A	Te -10°C	Declared COP (COP3)		1.31	1.36	1.31	1.31	1.36	1.31	1.26	1.41	1.37	1.24	1.42	1.32	-	
	R-449A	Te -10°C	Declared COP (COP3)		1.31	1.36	1.31	1.31	1.36	1.31	1.26	1.41	1.37	1.24	1.42	1.32	-	
	R-134a	Te -10°C	Cooling capacity (P3)	kW	1.87			-			3.06			-			7.26	9.46
	R-448A	Te -10°C	Cooling capacity (P3)	kW	2.80	3.35	4.12	2.80	3.35	4.12	4.78	4.99	5.57	6.79	8.29	9.25	-	-
	R-449A	Te -10°C	Cooling capacity (P3)	kW	2.80	3.35	4.12	2.80	3.35	4.12	4.78	4.99	5.57	6.79	8.29	9.25	-	-
	R-134a	Te -10°C	Power input (D3)	kW	1.32			-			2.02			-			4.56	5.92
	R-448A	Te -10°C	Power input (D3)	kW	2.14	2.47	3.14	2.14	2.47	3.14	3.78	3.54	4.08	5.46	5.82	7.00	-	
	R-449A	Te -10°C	Power input (D3)	kW	2.14	2.47	3.14	2.14	2.47	3.14	3.78	3.54	4.08	5.46	5.82	7.00	-	
Parameters at part load and ambient temp. 15°C (Point C)	R-134a	Te -10°C	Declared COP (COPC)		-							3.71	4.02	3.43	-		3.26	3.58
	R-407A	Te -10°C	Declared COP (COPC)		-							3.46	3.69	3.24	3.35	3.13	3.34	-
	R-407F	Te -10°C	Declared COP (COPC)		-							3.34	3.22	-	3.3	-	3.14	-
	R-407H	Te -10°C	Declared COP (COPC)		-							3.18	3.34	3.20	3.06	2.84	3.47	-
	R-448A	Te -10°C	Declared COP (COPC)		-						2.88	3.18	3.34	3.20	3.15	2.85	3.02	3.01
	R-449A	Te -10°C	Declared COP (COPC)		-						2.88		-		3.15	2.85	3.26	3.01
Parameters at part load and ambient temp. 5°C (Point D)	R-134a	Te -10°C	Declared COP (COPD)		-							4.85	5.41	4.40	-		4.25	4.66
	R-407A	Te -10°C	Declared COP (COPD)		-							4.48	5.05	4.43	4.49	4.1	4.25	-
	R-407F	Te -10°C	Declared COP (COPD)		-							4.45	4.3	-	4.5	-	3.90	-
	R-407H	Te -10°C	Declared COP (COPD)		-							4.05	4.32	4.12	4.03	3.67	4.36	-
	R-448A	Te -10°C	Declared COP (COPD)		-						3.77		-		4.05	3.68	3.92	3.96
	R-449A	Te -10°C	Declared COP (COPD)		-						3.77	4.05	4.32	4.12	4.05	3.68	3.92	3.96
Dimensions	Unit	HeightxWidthxDepth		mm	662 x1,101 x444							872 x1,353 x575					1,727 x1,348 x641	
Weight	Unit			kg	70	72	74	70	72	74	74	112	119	123	125	126	222	226
Compressor	Type				Reciprocating compressor						Scroll compressor	Reciprocating compressor						
	Piston displacement			m^3/h	5.9	6.8	8.6	5.9	6.8	8.6	9.9	9.9	11.4	14.4	17.1	18.8	22.1	29.1
Fan	Type				Axial													
Sound pressure level	Nom.			dBA	33	34	36	33	34	36	39	37	37	38	40	40	43	43
Piping connections	Liquid line connection			inch	3/8"							1/2"					3/4"	
	Suction line connection			inch	3/4"							3/4"	7/8"	1 1/8"			1 3/8"	
Refrigerant	Type/GWP				R-134a/1,430	R-407A/2,107	R-407A/2,107	R-134a/1,430	R-407A/2,107	R-407A/2,107	R-134a/1,430,0	R-134a/1,430	R-134a/1,430	R-407A/2,107	R-407A/2,107	R-407A/2,107	R-134a/1,430	R-134a/1,430
	Type 2 - GWP Type 2				R-407A/2,107	R-407F/1,825	R-448A/1,387	R-407A/2,107	R-407F/1,825	R-407F/1,825	-	R-407A/2,107	R-407A/2,107	R-407F/1,825	R-407F/1,825	R-407H/1,495,0	R-407A/2,107	R-448A/1,387
	Type 3 - GWP Type 3				R-407F/1,825	R-448A/1,387	R-449A/1,397	R-407F/1,825	R-407H/1,495,0	R-407H/1,495,0	-	R-407F/1,825	R-407F/1,825	R-448A/1,387	R-407H/1,495,0	R-448A/1,387	R-407F/1,825	R-449A/1,397
	Type 4 - GWP Type 4				R-448A/1,387	R-449A/1,397	-	R-407H/1,495,0	R-448A/1,387	R-448A/1,387	-	R-407H/1,495	R-407H/1,495,0	R-449A/1,397	R-448A/1,387	R-449A/1,397,0	R-407H/1,495	-
	Type 5 - GWP Type 5				R-449A/1,397	-		R-448A/1,387	R-449A/1,397,0	R-449A/1,397,0	-	R-448A/1,387	R-448A/1,387	-	R-449A/1,397,0	-	R-448A/1,387	-
	Type 6 - GWP Type 6				-			R-449A/1,397,0	-			R-449A/1,397,0	R-449A/1,397,0		-		R-449A/1,397	-
Power supply	Phase/Frequency/Voltage			Hz/V	1~/50 /230			3~/50 /400										

(1) Refer to condition: Outside ambient temperature = 32°C, Evaporation temperature = -10°C and Return Gas 20°C (medium temperature application) | (2) Average sound pressure level is measured at 10m in anechoic room

Condensing unit for commercial refrigeration with scroll / reciprocating technology

Refrigeration solution for small food retailers

- Designed specifically for small capacity refrigeration applications in small food stores (eg. in bakeries and butchers), cold rooms, bottle coolers and display cabinets
- Compact and lightweight for even the smallest of city centre locations
- All components can be accessed, making maintenance quick and easy
- Ideal for urban applications: sound proofing and low operating sound levels mean the unit is quiet
- The optimised compressor range and increased condenser surface deliver high levels of energy efficiency and reliability is ensured by using high quality components and production processes
- Micro channel heat exchanger technology reduces the amount of refrigerant used in the system, lowering environmental impact

JEHCCU/SCU-CL1/CL3

JEHCCU-CL1 JEHSCU-CL3

Low Temperature Refrigeration			JEHCCU-CL1	JEHSCU-CL3		0115CL1	0135CL1	0180CL3	0210CL3	0300CL3	0400CL3	0500CL3	0600CL3	0750CL3	0950CL3 EVI
Refrigerating capacity	Medium temperature (1)		R-407A	Nom	kW	-					2.29	2.77	3.31	4.29	4.96
			R-407F	Nom	kW	-					2.38	2.87	-		4.88
			R-448A	Nom	kW	-		0.98	1.36	1.62	2.53	-	3.49	4.81	4.86
			R-449A	Nom	kW	-		0.98	1.36	1.62	2.53	-			4.86
			R-452A	Nom	kW	0.64	0.81	1.13	1.53	-					
Seasonal energy performance ratio SEPR	R-407A	Te -35°C				-					1.67	1.67	1.64	-	1.76
	R-407F	Te -35°C				-					1.65	1.64	-		1.63
	R-448A	Te -35°C				-		1.00	1.00	0.97	1.67	-	1.64	1.64	1.76
	R-449A	Te -35°C				-		1.00	1.00	0.97	1.67	-	1.64	1.64	1.76
	R-452A	Te -35°C				1.05	0.98	1.07	1.05	-					
Annual electricity consumption Q	R-407A	Te -35°C			kWh/a	-					10,212	12,364	15,026	-	20,958
	R-407F	Te -35°C			kWh/a	-					10,730	13,018	-		22,348
	R-448A	Te -35°C			kWh/a	-					11,276	-	15,878	21,856	20,551
	R-449A	Te -35°C			kWh/a	-					11,276	-	15,878	21,856	20,551
Parameters at full load and ambient temp. 25°C	R-448A	Te -35°C	Declared COP (COP2)			-		1.15	1.09	1.16	-				
	R-449A	Te -35°C	Declared COP (COP2)			-		1.15	1.09	1.16	-				
	R-452A	Te -35°C	Declared COP (COP2)			1.20	1.15	1.26	1.25	-					
Parameters at part load and ambient temp. 25°C (Point B)	R-407A	Te -35°C	Declared COP (COPB)			-					1.24	1.25	1.35	-	1.51
	R-407F	Te -35°C	Declared COP (COPB)			-					1.23	1.23	-		1.35
	R-448A	Te -35°C	Declared COP (COPB)			-					1.30	-	1.29	1.43	1.42
	R-449A	Te -35°C	Declared COP (COPB)			-					1.30	-	1.29	1.43	1.42
Parameters at full load and ambient temp. 32°C (Point A)	R-407A	Te -35°C	Rated COP (COPA)			-					0.98	0.97	0.93	1.03	1.26
	R-407F	Te -35°C	Rated COP (COPA)			-					0.95	0.93	-		1.08
	R-448A	Te -35°C	Rated COP (COPA)			-		1.00	1.00	0.97	1.02	-	0.83	1.18	1.24
	R-449A	Te -35°C	Rated COP (COPA)			-		1.00	1.00	0.97	1.02	-	0.83	1.18	1.24
	R-452A	Te -35°C	Rated COP (COPA)			1.05	0.98	1.08	1.05	-					
	R-407A	Te -35°C	Rated cooling capacity (PA)		kW	-					2.29	2.77	3.31	4.29	4.96
	R-407F	Te -35°C	Rated cooling capacity (PA)		kW	-					2.38	2.87	-		4.88
	R-448A	Te -35°C	Rated cooling capacity (PA)		kW	-		0.98	1.36	1.62	2.53	-	3.49	4.81	4.86
	R-449A	Te -35°C	Rated cooling capacity (PA)		kW	-		0.98	1.36	1.62	2.53	-	3.49	4.81	4.86
	R-452A	Te -35°C	Rated cooling capacity (PA)		kW	0.64	0.81	1.13	1.53	-					
	R-407A	Te -35°C	Rated power input (DA)		kW	-					2.33	2.85	3.57	4.17	3.94
	R-407F	Te -35°C	Rated power input (DA)		kW	-					2.51	3.08	-		4.51
	R-448A	Te -35°C	Rated power input (DA)		kW	-		0.98	1.36	1.67	2.48	-	4.19	4.08	3.93
	R-449A	Te -35°C	Rated power input (DA)		kW	-		0.98	1.36	1.67	2.48	-	4.19	4.08	3.93
	R-452A	Te -35°C	Rated power input (DA)		kW	0.61	0.83	1.06	1.47	-					
Parameters at full load and ambient temp. 43°C	R-407A	Te -35°C	Declared COP (COP3)			-					0.67	0.66	0.64	0.73	-
	R-407F	Te -35°C	Declared COP (COP3)			-					0.62	-	-		-
	R-448A	Te -35°C	Declared COP (COP3)			-					0.68	-	0.46	0.81	-
	R-449A	Te -35°C	Declared COP (COP3)			-				0.68	0.68	-	0.46	0.81	-
	R-452A	Te -35°C	Declared COP (COP3)			0.82	0.71	-							
	R-407A	Te -35°C	Cooling capacity (P3)		kW	-					2.01	2.40	2.88	3.79	-
	R-407F	Te -35°C	Cooling capacity (P3)		kW	-					2.04	-			
	R-448A	Te -35°C	Cooling capacity (P3)		kW	-					2.23	-	2.82	4.26	-
	R-449A	Te -35°C	Cooling capacity (P3)		kW	-				1.43	2.23	-	2.82	4.26	-
	R-452A	Te -35°C	Cooling capacity (P3)		kW	0.49	0.57	-							
	R-407A	Te -35°C	Power input (D3)		kW	-					2.98	3.64	4.48	5.20	-
	R-407F	Te -35°C	Power input (D3)		kW	-					3.30	-			
	R-448A	Te -35°C	Power input (D3)		kW	-					3.29	-	6.15	5.28	-
	R-449A	Te -35°C	Power input (D3)		kW	-				2.11	3.29	-	6.15	5.28	-
	R-452A	Te -35°C	Power input (D3)		kW	0.60	0.81	-							
Parameters at part load and ambient temp. 15°C (Point C)	R-407A	Te -35°C	Declared COP (COPC)			-					1.69	1.69	1.68	-	1.74
	R-407F	Te -35°C	Declared COP (COPC)			-					1.68	1.69	-		1.67
	R-448A	Te -35°C	Declared COP (COPC)			-					1.75	-	1.78	1.71	1.75
	R-449A	Te -35°C	Declared COP (COPC)			-					1.75	-	1.78	1.71	1.75
Parameters at part load and ambient temp. 5°C (Point D)	R-407A	Te -35°C	Declared COP (COPD)			-					2.25	2.25	2.1	-	2.13
	R-407F	Te -35°C	Declared COP (COPD)			-					2.22	2.2	-		1.97
	R-448A	Te -35°C	Declared COP (COPD)			-					2.14	-	2.06	1.94	2.18
	R-449A	Te -35°C	Declared COP (COPD)			-					2.14	-	2.06	1.94	2.18
Dimensions	Unit	HeightxWidthxDepth			mm	607 x876 x420	606 x876 x430	662 x1,101 x444			872 x1,353 x575			1,727 x1,348 x605	
Weight	Unit				kg	55	61	83	81	78	132	132	133	203	200
Compressor	Type					Reciprocating compressor									
	Piston displacement				m^3/h	4.55	6	9.45	11.83	8	11.8	14.5	17.1	21.4	17.1
Fan	Type					Axial									
Sound pressure level	Nom.				dBA	31	27	38		33	37	39	41		37
Piping connections	Liquid line connection				inch	1/2"		3/8"			1/2"				
	Suction line connection				inch			5/8"		3/4"	7/8"				
Refrigerant	Type/GWP					R-404A/3,921,6	R-404A/3,922	R-448A/1,387	R-448A/1,387	R-404A/3,922	R-404A/3,922	R-404A/3,922	R-404A/3,922	R-404A/3,922	R-404A/3,922
	Type 2 - GWP Type 2					-	R-452A/2,141	R-449A/1,397	R-449A/1,397	R-449A/1,397	R-407A/2,107	R-407A/2,107	R-407A/2,107	R-448A/1,387	R-407A/2,107
	Type 3 - GWP Type 3					-		R-452A/2,141	R-452A/2,141	-	R-407F/1,825	R-407F/1,825	R-449A/1,397	R-449A/1,397	R-407F/1,825
	Type 4 - GWP Type 4					-					R-448A/1,387	-			R-448A/1,387
	Type 5 - GWP Type 5					-					R-449A/1,397	-			R-449A/1,397
Power supply	Phase/Frequency/Voltage				Hz/V	1~/50 /230		3~/50 /400							

1) Refer to condition: Outside ambient temperature = 32°C, Evaporation temperature = -35°C and Return Gas 20°C (low temperature application) | (2) Average sound pressure level is measured at 10m in anechoic room |
* Condition with high discharge temperature

Condensing unit for outdoor installation with semi hermetic compressors

General features:

› Capacity for MT cooling: 1,37 kW to 72,3 kW
› Capacity for LT cooling: 0,77 kW to 35,2 kW
› Ambient temperature range : - 25°C - +43°C
› R134A a, R 449A, R448A, R452A R407F, R 407A
› Reciprocating: Bitzer, Dorin, Frascold
› Copeland Digital scroll and Stream reciprocation compressors
› Conditions:
MT: Ambient temperature: 35°C Evp. Temperature: -10°C
LT: Ambient temperature: 35°C Evp. Temperature: -35°C

CU2 CU3_4

General Description:

Compact air cooled condensing unit floor mounting, low noise, with semi hermetic compressors. Designed specifically for small capacity refrigeration applications in small and medium sized food stores (e.g. in bakeries and butchers), cold rooms, bottle coolers and display cabinets. All components can be accessed, allowing for quick and easy maintenance. The optimized compressor range and increased condenser surface deliver high levels of energy efficiency and reliability is ensured by using high quality components and production processes.

Standard characteristics:

› Semi-hermetic compressors
› Crankcase heater - Kriwan
› Curved condenser with 6-pole fan motor
› Electrical box with terminal strip
› Liquid receiver with safety pressure relief valve for PED units
› Liquid line filter dryer, liquid line sight glass
› Dual HP/LP adjustable switch with auto reset
› Suction vibration eliminator
› Frequency driver (only with Inverter option)
› Bitzer Varispeed compressor (only for Inverter option)
› Electrical box with running processor (only for Inverter)

Normal cooling

Condensing unit		GCU	1010	10150	2020	2022	2025	2030	2040	3050	3060	4090
Refrigeration capacity	0° C	W	2,786	3,189	4,248	5,133	5,943	7,334	9,596	1,1711	13,899	17,574
	-10° C	W	1,929	2,335	2,957	3,550	4,161	5,155	6,897	8,270	9,885	12,520
Power input		kW	0.98	1.15	1.5	1.5	1.5	2.15	2.87	3.4	4.2	5
COP 32°C (1)			2.14	2.09	2.36	2.43	2.35	2.4	2.39	2.42	2.35	2.48
COP 25°C (1)			2.51	2.43	2.83	2.84	2.75	2.8	2.81	2.83	2.74	2.89
COP 43°C (1)			1.66	1.66	1.81	1.92	1.86	1.89	1.87	1.9	1.85	1.94
SEPR(1)			-	-	-	-	-	3.37	3.39	3.32	3.14	3.38
Annual Electricity Consumption(1)		Kwh/a	-	-	-	-	-	9,407	12,520	15,180	19,331	22,788
Dimensions Unit	Height	mm	625	625	800	800	800	800	800	1,480	1,480	1,480
	Width	mm	1,150	1,150	1,400	1,400	1,400	1,400	1,400	1,400	1,400	1,680
	Depth	mm	500	500	550	550	550	550	550	550	550	750
Condenser air flow		m^3/h	1,830	1,830	3,600	3,600	3,370	3,050	3,050	6,740	6,740	6,740
Compressor			Bitzer reciprocating compressor									
Refrigerant	Type/GWP		R-134a/1,430									
Power supply	V/~/ Hz		400/3~/50									

Deep freezing

Condensing unit		HCU	1007	1010	1015	1020	2020	2030	2050	3060	4090	4120
Refrigeration capacity	-25° C	W	971	1,193	1,562	1,875	3,099	4,025	5,657	7,563	8,823	9,358
	-35° C	W	536	690	886	1,097	1,854	2,478	3,497	4,677	5,394	5,641
Power input		kW	0.54	0.68	0.8	1	1.39	1.88	2.62	3.47	3.81	3.92
COP 32°C (1)			0.98	1.02	1.09	1.1	1.33	1.32	1.33	1.35	1.42	1.44
COP 25°C (1)			1.15	1.2	1.27	1.29	1.53	1.52	1.53	1.55	1.61	1.62
COP 43°C (1)			0.68	0.68	0.75	0.74	1.05	1.04	1.07	1.07	1.16	1.04
SEPR(1)			-	-	-	-	-	1.73	1.75	1.8	1.83	1.79
Annual Electricity Consumption(1)		Kwh/a	-	-	-	-	-	10,695	14,882	19,427	21,964	23,562
Dimensions Unit	Height	mm	625	625	625	625	800	800	800	1,480	1,480	1,480
	Width	mm	1,150	1,150	1,150	1,150	1,400	1,400	1,400	1,400	1,680	1,680
	Depth	mm	500	500	500	500	550	550	550	550	750	750
Condenser air flow		m^3/h	1,830	1,830	1,830	1,830	3,600	3,600	3,050	7,200	6,740	6,740
Compressor			Bitzer reciprocating compressor									
Refrigerant	Type/GWP		R-449A/1,397									
Power supply	V/~/ Hz		400/3~/50									

Other refrigerants, compressors and options available on request (1)Nominal operating conditions according to Ecodesign EN 13215: Ambient temperature 32°C/25°C/43°C, Evaporation temperature -10°C -35°C, 20°C suction gas temperature, Sub cooling 0K

Twin condensing unit for outdoor installation with twin-semi hermetic compressors

General features:

› Capacity for MT cooling: 8,5 kW to 26 kW
› Capacity for LT cooling: 7,5 kW to 12 kW
› Ambient temperature range : - 25°C - +43°C
› R134A a, R 449A, R448A, R452A R407F
› Reciprocating: Bitzer, Dorin, Frascold
› Copeland Digital scroll and Stream reciprocation compressors
› Conditions:
MT: Ambient temperature: 35°C Evp. Temperature: -10°C
LT: Ambient temperature: 35°C Evp. Temperature: -35°C

General Description:

Compact air cooled condensing unit floor mounting, low noise, with hermetic compressors. Designed specifically for small capacity refrigeration applications in small food stores (eg. in bakeries and butchers), cold rooms, bottle coolers and display cabinets. All components can be accessed, making maintenance quick and easy.
The optimized compressor range and increased condenser surface deliver high levels of energy efficiency and reliability is ensured by using high quality components and production processes.

CU3 CU5

Standard characteristics:

› Two compressors parallel connected
› Level control oil system
› Curved condenser with 6-pole fan motor
› Electrical box with terminal strip
› Liquid receiver with safety pressure relief valve for PED units
› Liquid line filter dryer, liquid line sight glass
› Dual HP/LP adjustable switch with auto reset
› Suction vibration eliminator
› Electrical box with Running processor (only for Inverter)

Normal cooling

Condensing unit		GCU	4040	4060	4080	5120	5140	5180
Refrigeration capacity	0° C	W	11,900	15,200	19,200	27,800	30,400	36,400
	-10° C	W	8,328	10,596	13,800	19,783	21,249	25,694
Power input		kW	3.53	4.4	5.7	8.42	8.3	10
COP/EER (1)			2.4	2.4	2.4	2.3	2.6	2.6
SEPR(1)			3.52	3.6	3.71	3.55	3.75	3.8
Annual Electricity Consumption(1)		Kwh/a	14,526	18,098	22,905	24,299	34,808	41,562
Dimensions Unit	Height	mm	1,480	1,480	1,480	1,480	1,480	1,480
	Width	mm	1,680	1,680	1,680	2,405	2,405	2,405
	Depth	mm	750	750	750	750	750	750
Condenser air flow		m^3/h	7,800	7,800	7,300	15,600	15,600	14,600
Compressor			Bitzer reciprocating compressor					
Refrigerant	Type/GWP		R-134A/1,430					
Power supply	V/~/ Hz		400/3~/50					

Deep freezing

Condensing unit		HCU	4080	4100	412
Refrigeration capacity	-25° C	W	9,400	11,100	13,600
	-35° C	W	5,732	6,725	8,904
Power input		kW	4.5	5.3	6.7
COP/EER (1)			1.3	1.3	1.3
SEPR(1)			1.78	1.8	1.83
Annual Electricity Consumption(1)		Kwh/a	23,949	27,806	36,214
Dimensions Unit	Height	mm	1,480	1,480	1,480
	Width	mm	1,680	1,680	1,680
	Depth	mm	750	750	750
Condenser air flow		m^3/h	7,600	7,900	7,300
Refrigerant	Type/GWP		R 407F/1,825		
Power supply	V/~/ Hz		400/3~/50		

Other refrigerants, compressors and options available on request. (1)Nominal operating conditions according to Ecodesign EN 13215: Ambient temperature 32°C, Evaporation temperature -10°C/ -35°C, 20°C suction gas temperature, Sub cooling 0K

Multi compressor condensing unit with scroll/digital scroll compressors

General features:

› Capacity for MT cooling: 10,5 kW to 102 kW
› Capacity for LT cooling: 7,5 kW to 48,5 kW
› Ambient temperature range : - 25°C - +43°C
› R134A a, R 449A, R448A, R452A R407F
› Copeland scroll and digital scroll compressors
Other types, brands and capacities are possible on request
› Conditions:
MT: Ambient temperature: 35°C Evp. Temperature: -10°C
LT: Ambient temperature: 35°C Evp. Temperature: -35°C

Standard configuration:

Basic Frame Version:
Basic frame made from pre-painted steel sheet, with vertical condenser placed on 1 or 2 sides of the unit and fans (2, 3, 4, or 5) placed on frame top covering sheet.
The compressors are installed in a soundproof compartment separate from the condenser side, but allowing ventilation.
The compartment is simple soundproofing insulated (SMP).

Basic Refrigerating System:
The compressors (3 or 4) are connected in parallel, with one suction and discharge header. Each compressor is fitted with shut-off valves on suction line and discharge line.
The compressors are fixed to the frame through rubber anti-vibration supports.
The oil equalization system is composed of an oil separator and an equalization header, which are mounted on the compressor oil sight glass connection.
According to the number of compressors fitted, there are one or two oil level indicator/s, fitted onto the equalization header.
The refrigerating system is equipped with liquid receivers, if there is more than one receiver, the installation is made in parallel with a safety valve, a dehydration cartridge filter, interchangeable, liquid level alarm, liquid sight glass and shut-off valves.
On suction line there is a mechanical cartridge filter, interchangeable.

CM Scroll

The refrigeration system is fitted with:

› General high pressure switch, adjustable and autoresetting
› General low pressure switch, adjustable and autoresetting
› Emergency low pressure switch, adjustable and autoresetting
› Low pressure switches for each compressor emergency, adjustable and autoresetting
› Low pressure probe, placed on suction header for capacity control
› High pressure gauge
› Low pressure gauge

Standard electrical panel:

Standard power distribution
Disconnecting switch
Compressors protection, with overload cut-out motor protector; fuses for fans protection, thermo- contacts for each single fan.
Auxiliary circuit 230 volt through transformer 400V/230V
Electronic card XC440C
Four alarm signals: emergency (button + lamp), fans block, high pressure switch block, low pressure switch block.
Electronic speed regulator for condenser fan with pressure probe for three phase fans and with temperature probe for mono phase fans + bypass
The electrical panel is placed horizontally on the top front side of the unit, inside the panel sheets for frame 1, 2 and 3; grid, ventilation fan and double door for frames 4, 5, 6 and 7.

Multi compressor condensing unit with semi hermetic compressors

General features:

› Capacity for MT cooling: 48 kW to 150 kW
› Capacity for LT cooling: 20 kW to 85 kW
› Ambient temperature range : - 25°C - +43°C
› R134A a, R 449A, R448A, R452A R407F
› Reciprocating semi hermetic compressors: Bitzer, Dorin, Frascold, Copeland stream
Other types, brands and capacities are possible on request
› Conditions:
MT: Ambient temperature: 35°C Evp. Temperature: -10°C
LT: Ambient temperature: 35°C Evp. Temperature: -35°C

General description:

Basic Frame Version:
Basic frame made from folded and painted steel sheet, screwed with bolts to make a basic structure to fix the components on it.

Basic Refrigerating System:
The compressors (3 or 4) are connected in parallel, with only one suction and discharge header. Each compressor is fitted with shut-off valves on suction line and discharge line.
The compressors are fixed to the frame through rubber anti-vibration supports.
Compressors used for low temperature are complete with fan heads.
The oil equalization system is composed of an oil separator and an equalization header, which are mounted on the compressor oil sight glass connection.
According to the number of compressors fitted, there is one or two oil level indicator/s, fitted onto the equalization header.
The refrigerating system is equipped with liquid receivers, if there is more than one receiver, the installation is made in parallel with a safety valve, a dehydration cartridge filter, interchangeable, liquid level alarm, liquid sight glass and shut-off valves.
On suction line there is a mechanical cartridge filter, interchangeable.

CM Semi hermetic

The refrigeration system is fitted with:

› General high pressure switch, adjustable and autoresetting
› General low pressure switch, adjustable and autoresetting
› Oil pressure switch for each compressor
› Emergency low pressure switch, adjustable and autoresetting
› Low pressure switches for each compressor emergency, adjustable and autoresetting
› Electronic speed regulator for condenser fan with pressure probe for three phase fans and with temperature probe for mono phase fans + bypass
› Low pressure probe, placed on suction header for capacity control
› High pressure gauge
› Low pressure gauge

Electrical panel:

Standard power distribution
Disconnecting switch
Compressors protection, with overload cut-out motor protector; fuses for fans protection, thermal contacts for each single fan
Auxiliary circuit 230 volt through transformer 400V/230V
Electronic card XC440C
IP55 with grid and ventilation fan
On the door there is the electronic card and 4 lamps: emergency (button + lamp), fans block, high pressure switch block, low pressure switch block, and selector for on/off compressors

Condensing units with inverter driven compressor

High reliability, low cost and easy installation

- Evaporating working temperatures from +5°C to -20°C
- Electrical switchboard with power components, circuit breakers and electronic controller
- Oil separator & condenser fan speed regulator
- Liquid receiver with safety valve
- Adjustable high and low pressure switches with automatic reset
- Low vibration
- Crankcase heater to makes them suitable for outdoor installation in different climatic conditions
- High level of soundproofing also suitable for residential use
- Mini-channel condenser with large surface for highest efficiency
- Compatible with refrigerant R134A
- Factory preconfigured for easy and fast commissioning

MT-Application			GCI	2010 B3B1D4R	2020 B3B1D4R	2022 B3B1D4R	2030 B3B1D4R	2040 B3B1D4R	3050 B3B1D4R	3060 B3B1D4R	4120 B3B1D4R
Cooling-Capacity nominal*	min. (30 Hz)		kW	1.18	1.67	2.11	3.29	4.41	5.22	5.93	8.37
	max. (70 Hz)		kW	2.72	3.74	4.66	7.17	9.26	11.25	12.5	16.78
Power consumption (nominal)*	max. (70 Hz)		kW	1.3	1.8	2.1	3	4	4.7	5.8	7.8
Evaporation temperature			°C	-20°C to +5°C							
Compressor	Type			2HES-1Y	2FES-2Y	2EES-2Y	2CES-3Y	4EES-4Y	4DES-5Y	4CES-6Y	4PES-12Y
	Amount			1							
	Piston displacement		m^3/h	6.51 (50Hz)	9.54 (50Hz)	11.36 (50Hz)	16.24 (50Hz)	22.72 (50Hz)	26.84 (50Hz)	32.48 (50Hz)	48.50 (50Hz)
	Starting method			Direct (Inverter)							
	max. Running Current		A	3.8	5.3	6	9.1	12.2	14.5	17.7	22.7
	Starting Current		A	16.7	22.5	26	37	53.3	62.2	82.4	99
	max. Power-Consumption		kW	2	2.9	3.3	5	6.9	8.1	9.7	14
Fan	Amount			1					2		
	diameter		mm	450							
	Airflow		m^3/h	2,943			2,701		5,850		5,366
	Starting method			Direct							
Collection container	Inlet Volume		l	5.7					10		21
	PED Category			1					2		
Noise level	10m distance free field cond.		dB(A)	30	34	35		39	40	41	42
Dimensions	Unit	HeightxWidthxDepth	mm	800 x 1,400 x 550					1,480 x 1,400 x 550		
Weight	Unit		kg	160	170	193	195	210	225	230	300
Refrigerant	Type			R134a / R513A / R450A							
	GWP			1,430 / 631 / 605							
Power supply	Phase/Frequency/Voltage		Hz/V	3 ~ / 50 Hz / 400 V							
	Nominal current consumption (FLA)		A	2.7	3.6	4.1	5.6	7.2	8.4	10.3	13.3
Pipe connections	Liquide Line		mm	10					12		
	Suction Line		mm	16	18	22		28		35	

Condensing units with inverter driven compressor

High reliability, low cost and easy installation

- Evaporating working temperatures from -15°C to -40°C.
- Electrical switchboard with power components, circuit breakers and electronic controller
- Oil separator, suction accumulator & condenser fan speed regulator
- Liquid receiver with safety valve
- Adjustable high and low pressure switches with automatic reset
- Low vibration
- Crankcase heater to makes them suitable for outdoor installation in different climatic conditions
- High level of soundproofing also suitable for residential use
- Mini-channel condenser with large surface for highest efficiency
- Compatible with refrigerant R449A
- Factory preconfigured for easy and fast commissioning

MT-Application			HCI	2015 B2B1D4R	2018 B2B1D4R	2020 B2B1D4R	2030 B2B1D4R	2050 B2B1D4R	3060 B2B1D4R	4120 B2B1D4R	4140 B2B1D4R
Unit	Frame type			2					3	4	
	Supply voltage	V/ph/Hz		400/3/50							
	Max absorbed current (70Hz)	A		3	3.4	4.3	6	7.4	10.1	11.8	14.5
	Max absorbed power (70Hz)	kW		1.4	1.7	2.2	3.1	4.2	5.6	6.8	8.5
Compressor	Type			Semihermetic							
	Brand			Bitzer							
	Model			2GES-2Y	2FES-2Y	2DES-2Y	4FES-3Y	4DES-5Y	4CES-6Y	4PES-12Y	4NES-14Y
	Refrigerant			R448A/R449A							
Condenser	Fin pitch	mm		2.1							
	Fans nr.			1							
	Fans ø	mm		450							
	Model	ph/p		1ph-6P							
	Airflow rate	m3/h		2,943			2,701		5,850	5,366	
	Noise pressure level at 10 m (50Hz)	dB(A)		34	35	36	37	40	42	45	48
Connections	Suction	ø mm		16		22	28			35	42
	Liquid	ø mm		10				12			
	Standard liquid receiver	lt		2.3		5.7			10	21	
	PED category			1					2		
	Unit net weight	kg		170		193	208	215	242	330	335
Packing	Type			Pallet + Carton					Crate		
	Dimension (Length x Width x Height)	m		1.53 x 0.9 x 1	1.53 x 0.9 x 1	1.53 x 0.9 x 1	1.53 x 0.9 x 1	1.53 x 0.9 x 1	1.63 x 0.85 x 1.74	1.8 x 1.01 x 1.73	1.8 x 1.01 x 1.73
	Volume	m3		1.4	1.4	1.4	1.4	1.4	2.4	3.15	3.15
	Weight	kg		28	28	28	28	28	44	53	53

ZEAS condensing unit for medium and low temperature refrigeration

Why choose ZEAS?

Whether it is restaurants, supermarkets or event halls – Zeas from Daikin is as individual as the requirements of the industries where it is used.

High energy efficiency

- Daikin DC inverter scroll compressor with economizer technology
- DC inverter fan technology
- Eco-design compliant

BENEFITS

- **Lower energy bills**
  The use of Daikin proven DC technology results in lower energy bill compared to the use of standard ON/OFF units and even other capacity controller refrigeration units
- **Our units are future proof**
  Combining Daikin innovating economizer technology with in house DC technology results in very high efficient units allowing us to outperformed the most severe eco-design minimum performance for the coming decades

Reliable operation

- Zeas condensing units are rigorously tested on the assembly line
- Proven inverter scroll technology
- Proven onboard innovating economizer technology
- Anti-corrosion treatment on the housing ensures long life even in extreme conditions

BENEFITS

- **Optimal food conservation**
  Accurate temperature and humidity control can be easily suited to the requirements for different foods and beverages resulting in less waste of precious products
- **Longer lifetime expectation of our compressor**
  Less thermal stress on our bearings and motor windings due to the implementation of Daikin High quality DC technology in our compressor
- **Longer lifetime expectations of our units**
  The use of our innovating economizer technology in our units guarantee that our the compressor always operates within his operating envelop even in the most harvest conditions: excessive superheat at the inlet of the compressor resulting from improper quality of installation on the refrigerated cabinets side
- **No leaks**
  Each new Daikin designed unit is put on a vibration plate in the factory to be sure that no leak and component damage can occur during transport. Even further, in the assemble line the Zeas unit undergo several leak test
- **No "dead on arrival"**
  ALL units leaving the factory, have already run at the end of the assembly line
- **Lower installation cost**
  Due to the use of the onboard economizer technology and the use of the correct low GWP refrigerant we only required the use of smaller pipes compared to other traditional systems, thus also lowered the refrigerant charge of the system

Small foot print and low weight

› Extremely compact and space-saving design
› Easy to install, even in the smallest spaces
› Indoor installation possible
› Best surface to capacity ration on the market
› Low weight thanks to compact design

BENEFITS

› **Only light weight supporting structures are required**

› **No installation restrictions anymore**
Our mini Zeas due to his compact design, light weight and very silent operation can be installed everywhere!

› **No special crane are required**
The ZEAS units are so compact that it can fit in an elevator

Peace of mind

› Quiet operation, unobtrusive for customers and neighbours
- High grade sound on panels and compressors
- Condenser fans designed to limit the noise
- 4 low noise operation settings including night mode
› Wide temperature range allows multiple cabinet, freezer and cold room combinations

BENEFITS

› **Happy neighbours**
and no installation restrictions anymore
The focus on sound criteria during the design of the units results in the most silent unit(s) of the market (till 25 dB(A) @ 10 m free field conditions)

Intelligent control

› Unit can be connected to third party monitoring system
› Remote control of target evaporation temperature, reset errors and other functions
› Refrigeration unit can be controlled remotely through a power full interface

BENEFITS

› **Quick installation and commissioning**
Advanced software solution for easy system configuration and commissioning
› **Peace of mind**
Easy monitoring of ZEAS unit by third party Building Management Systems through the use of our Modbus interface

ZEAS, the smart choice for medium and low temperature refrigeration

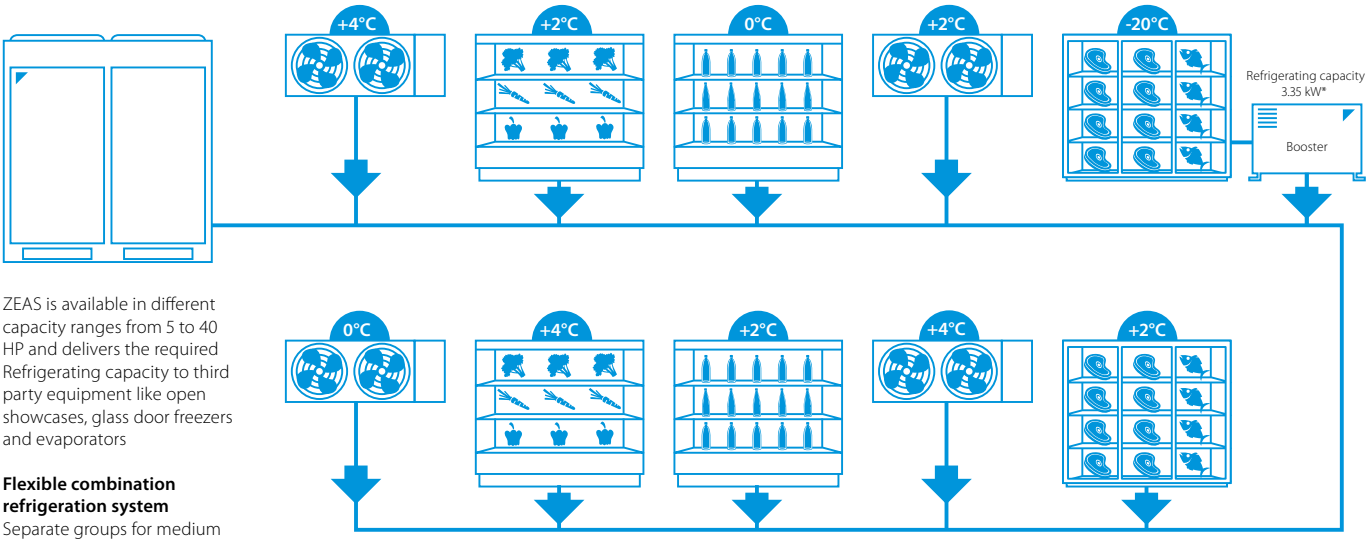

ZEAS is available in different capacity ranges from 5 to 40 HP and delivers the required Refrigerating capacity to third party equipment like open showcases, glass door freezers and evaporators

Flexible combination refrigeration system
Separate groups for medium and low temperature cooling, each with multiple cabinets and different temperatures. This flexibility and energy savings of up to 50% are only possible with ZEAS-systems.

Operating range
Ambient temperatures: -20°C to +43 °C
Evaporating temperatures: -45°C to +10°C

* Te= -35°C, Tc = -10°C, 10 K SH, Tamb = 32°C
* Only Zeas. Not applicable for Mini-Zeas and Multi-Zeas

Why R-410A?

R-410A is a lower GWP refrigerant (less than 2500) than R404A and is fully F-gas compliant. It's future proof: it can be used even after 2030!

Use of refrigerant in refrigeration system with a refrigeration lower than 40 kW

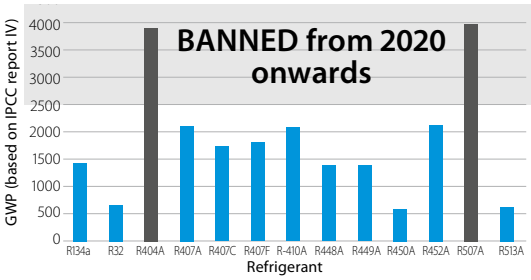

Contributes to reducing installation cost and refrigerant charge

R-410A is a high pressure refrigerant which for the same swept volume can deliver much more refrigeration capacity than standard mid pressure and low pressure refrigerants.

Delivered capacity per used refrigerant

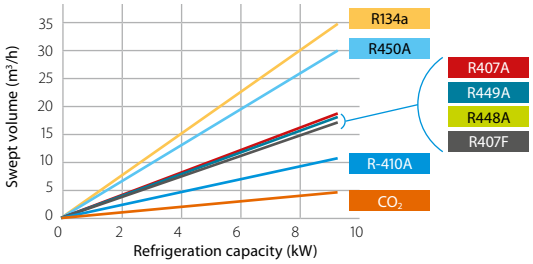

This means that for the same delivered refrigeration capacity we can use smaller components, thus reducing the installation cost and the amount of refrigerant charge in the system!

For a capacity of 8,4 kW (Te = -10°C / Tamb = 32°C)

Refrigerant	Suction piping diameter
R134a	1 1/8"
R407A	7/8"
R407F	7/8"
R448A	7/8"
R449A	7/8"
R450A	1 1/4"
R-410A	3/4"
CO_2	1/2"

Refrigerant charge per used refrigerant (Te = -10°C / Tamb = 32°C)

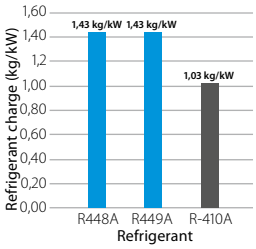

R-410A is also:

- an easy to handle, common used refrigerant in the air conditioning world, therefore it is easy to find an installer which can work with this refrigerant, compared to CO_2, Ammonia and Propane.
- an A1 refrigerant, therefore no special safety measurements are required.

INVERTER

Mini-ZEAS condensing unit

Refrigeration solution for small food retailers

- Inverter technology guarantees optimal food conservation by ensuring an accurate temperature and humidity control
- The economized scroll contributes to a longer lifetime expectation of the refrigeration equipment and less maintenance requirement
- The use of R-410A refrigerant allows the use of smaller piping diameters, thus reducing the refrigerant content in the system helping to lower our CO_2 footprint. R-410A is fully compliant with the latest F-Gas regulation and can be still used after 2020 and beyond
- The DC economized compressor improves drastically the efficiency of the unit, thus helps lowering the energy bill!
- Lowest sound level in the market down to 31 dBA. Sound level can be even further reduced thanks to the low noise modes
- The weight of the unit is very low, therefore the unit can even be mounted on the wall
- Up to 75% smaller than equivalent products in the market, ideal for those places where space is limited
- Advanced software solution for easy system configuration and commissioning

LRMEQ-BY1

More details and final information can be found by scanning or clicking the QR codes.

LRMEQ-BY1 LRLEQ-BY1

Medium Temperature Refrigeration				LRMEQ/LRLEQ	3BY1	4BY1	3BY1	4BY1
Connectable capacity	Minimum~Maximum			%	50~100			
Refrigerating capacity	Low	Nom.		kW	-		2.78 (1)	3.62 (1)
	Medium	Nom.		kW	5.90	8.40	-	
Power input	Low	Nom.		kW	-		2.60 (1)	3.41 (1)
	Medium	Nom.		kW	2.53	3.65	-	
COP	Medium	Nom.			2.33	2.30	-	
Seasonal energy performance ratio SEPR	R-410A	Te -10°C - Te -35°C			4.17	4.08	1.74	1.68
Annual electricity consumption Q	R-410A	Te -10°C - Te -35°C		kWh/a	8,698	12,651	11,920	16,048
Parameters at part load and ambient temp. 25°C (Point B)	R-410A	Te -10°C - Te -35°C	Declared COP (COPB)		2.93	2.87	1.26	1.23
Parameters at full load and ambient temp. 32°C (Point A)	R-410A	Te -10°C	Rated COP (COPA)		2.33	2.30	-	
		Te -35°C	Rated COP (COPA)		-		1.07	1.06
		Te -10°C - Te -35°C	Rated cooling capacity (PA)	kW	5.90	8.40	2.78	3.62
			Rated power input (DA)	kW	2.53	3.65	2.60	3.41
Parameters at full load and ambient temp. 43°C	R-410A	Te -10°C	Declared COP (COP3)		1.51	1.48	-	
		Te -35°C	Declared COP (COP3)		-		0.59	0.66
		Te -10°C - Te -35°C	Cooling capacity (P3)	kW	5.28	7.22	2.13	3.02
			Power input (D3)	kW	3.50	4.89	3.58	4.57
Parameters at part load and ambient temp. 15°C (Point C)	R-410A		Declared COP (COPC)		4.12	3.92	1.63	
Parameters at part load and ambient temp. 5°C (Point D)	R-410A		Declared COP (COPD)		5.15	5.20	2.13	1.98
Dimensions	Unit	HeightxWidthxDepth		mm	1,345x900x320			
Weight	Unit			kg	126		130	
Heat exchanger	Type				Cross fin coil			
Compressor	Type				Hermetically sealed scroll compressor			
	Starting method				Direct on line (inverter driven)			
Fan	Type				Propeller			
	Quantity				2			
	Air flow rate	Cooling	Nom.	m^3/min	106			
Fan motor	Output			W	70			
	Drive				Direct drive			
Sound pressure level	Nom.			dBA	51 (1)		51.0 (2)	
Piping connections	Liquid	OD		mm	9,52			
	Gas	OD		mm	19.1			
Refrigerant	Type/GWP				R-410A/2,087.5			
Refrigerant	Charge			kg/TCO2Eq	4.50/9.39		6.90/14.4	
	Control				Electronic expansion valve			
Power supply	Phase/Frequency/Voltage			Hz/V	3N~/50/380-415			

(1) Sound pressure data: measured at 1m in front of unit, at 1.5m height | (2)Cooling: evaporating temp. -35°C; outdoor temp. 32°C; suction SH10°C | Cooling: evaporating temp. -10°C; outdoor temp. 32°C; suction SH10°C

ZEAS condensing unit for commercial refrigeration with scroll technology

Refrigeration solution for medium to large capacity applications featuring proven VRV technology

- One model for all applications from -45°C to 10°C evaporating temperature
- Perfect solution for all cooling and freezing applications with variable load conditions and high energy efficiency requirements. In particular used in supermarkets, cold storage, blast coolers and freezers etc.
- DC inverter scroll compressor with economiser function results in high energy efficiency and reliable performance
- Reduced CO_2 emissions thanks to the use of R-410A refrigerant and low energy consumption
- Factory tested and pre-programmed for quick and easy installation and commissioning
- VRV (Variable Refrigerant Volume) technology for flexible application range
- Increased installation flexibility thanks to limited dimensions
- Low sound level including „night mode" operation
- For small freezing capacity, single ZEAS units can be connected to a booster unit
- Dedicated unit to allow multi combination of 2 x 15 HP or 2 x 20 HP resulting in less pipework or installation time

LREQ-BY1(R)

More details and final information can be found by scanning or clicking the QR codes.

LREQ-BY1

				LREQ-BY1	5	6	8	10	12	15	20
Refrigerating capacity	Low temperature	Nom.		kW	5.51 (1)	6.51 (1)	8.33 (1)	10.0 (1)	10.7 (1)	13.9 (1)	15.4 (1)
	Medium temperature	Nom.		kW	12.5 (2)	15.2 (2)	19.8 (2)	23.8 (2)	26.5 (2)	33.9 (2)	37.9 (2)
Power input	Low temperature	Nom.		kW	4.65 (1)	5.88 (1)	7.72 (1)	9.27 (1)	9.89 (1)	12.8 (1)	14.1 (1)
	Medium temperature	Nom.		kW	5.10 (2)	6.56 (2)	8.76 (2)	10.6 (2)	12.0 (2)	15.2 (2)	17.0 (2)
Seasonal energy performance ratio SEPR	R-410A	Te -10°C			3.86	3.79	3.64	3.42	3.51	3.38	3.23
		Te -35°C			1.80	1.77	1.84	1.88	1.80	1.70	1.70
Annual electricity consumption Q	R-410A	Te -10°C		kWh/a	19,907	24,681	33,483	42,794	46,377	61,683	72,030
		Te -35°C		kWh/a	22,805	27,453	33,817	39,747	44,363	61,090	67,325
Parameters at full load and ambient temp. 32°C (Point A)	R-410A	Te -10°C	Rated COP (COPA)		2.45	2.32	2.26	2.25	2.21	2.23	
		Te -35°C	Rated COP (COPA)		1.18	1.11	1.08			1.09	
Parameters at full load and ambient temp. 43°C	R-410A	Te -10°C	Declared COP (COP3)		1.54	1.57	1.40	1.46	1.47	1.46	1.51
		Te -35°C	Declared COP (COP3)		0.76	0.74	0.68	0.70	0.71		0.74
Dimensions	Unit	Height		mm	1,680						
		Width		mm	635		930			1,240	
		Depth		mm	765						
Weight	Unit			kg	166		242			331	337
Heat exchanger	Type				Cross fin coil						
Compressor	Type				Hermetically sealed scroll compressor						
	Output			W	2,600	3,200	2,100	3,000	3,400	2,600	3,400
	Piston displacement			m^3/h	11.18	13.85	19.68	23.36	25.27	32.24	35.8
	Speed			rpm	5,280	6,540	4,320	6,060	6,960	5,280	6,960
	Starting method				Direct on line (inverter driven)						
Compressor 2	Output			W	-		3,600				
	Speed			rpm	-		2,900				
Compressor 3	Output			W	-					3,600	
	Speed			rpm	-					2,900	
Fan	Type				Propeller fan						
	Quantity				1					2	
	Air flow rate	Cooling	Nom.	m^3/min	95	102	171	179	191	230	240
Fan motor	Output			W	350		750			350	750
	Drive				Direct drive						
Fan motor 2	Output			W	-					350	750
Sound pressure level	Nom.			dBA	55.0 (3)	56.0 (3)	57.0 (3)	59.0 (3)	61.0 (3)	62.0 (3)	63.0 (3)
Operation range	Evaporator	Cooling	Max.~Min.	°CDB	10~-45						
Refrigerant	Type / GWP				R-410A / 2,087.5						
	Charge			kg	5.2		7.9			11.5	
				TCO_2eq	10.9		16.5			24.0	
	Control				Electronic expansion valve						
Power supply	Phase/Frequency/Voltage			Hz/V	3~/50/380-415						

				LREQ-BY1	30	40
System	Outdoor unit module 1				LREQ15BY1R	LREQ20BY1R
	Outdoor unit module 2				LREQ15BY1R	LREQ20BY1R
Refrigerating capacity	Medium temperature	Nom.		kW	67.8 (1)	75.8 (1)
	Low temperature	Nom.		kW	27.8	29.6
Power input	Medium temperature	Nom.		kW	30.4	34.0
	Low temperature	Nom.		kW	25.6	27.6
Sound pressure level	Nom.			dBA	65.0	66.0
Piping connections	Liquid				ø 19.05	
	Gas				ø 41.28	

(1) Cooling: evaporating temp. -10°C; outdoor temp. 32°C; suction SH10°C (2) Cooling: evaporating temp. -35°C; outdoor temp. 32°C; suction SH10°C (3) Sound pressure data: measured at 1m in front of unit, at 1.5m height | RLA is based on following conditions: outdoor temp. 32°CDB; suction SH 10°C; saturated temperature equivalent to suction pressure -10°C

CO_2 Condensing units

Hubbard Condensing units with CO_2 refrigerant

- Transcritical CO_2 Commercial Condensing Units for food retailers
- Wide range of capacities: 2 to 10HP MT and LT
- Designed for quiet and energy-saving operation
- Inverter technology reduces energy consumption by up to 30%
- EC fans work efficiently and quietly
- Easy and flexible installation
- Designed as plug & play solutions

F-Gas Free

Protective Case

Plug&Play

Switchboard

Proportional Modulation

Electronic Control

More details and final information can be found by scanning or clicking the QR codes.

GCU-PXB1

Medium Temperature				GCU 2020 PXB1	GCU 2040 PXB1	GCU 4070PXB1
Capacity *			HP	2	4	10
	Min.		kW	1.80	3.25	6.25
	Max.			3.39	6.50	12.54
Power & Energy EcoDesign (2009/125/EC)			Ph./Hz./VAC	3PH / 50Hz / 400VAC		
	FLC		A	8.64	16.04	18.25
	COP/SEPR			1.87 / 3.57 SEPR	3.24 SEPR	2.92 SEPR
			kWh/a	5,840	12,307	26,393
Compressor	Compression			2 Stage (Intercooler)		
	Type			Panasonic Hermetic Rotary		
	Cap Ctrl.			ABB Frequency Inverter		
	RPM			2,200 ~ 4,200	2,200 ~ 4,800	1,800 ~ 3,600
	Qty.			1		
	Oil			DAPHNE PZ68S		
			l	0.7	1.15	1.80
Gas cooler fans	Type			Ebmpapst EC		
	Qty.			1		2
			m^3/s	1.05		2.10
	Ø (dia.)		mm	450		
Sound pressure	(10 m)		dB(A)	40.0	45.0	48.0
Refrigerant	Type/GWP			R744/1		
Reciever volume			l	12.50		20.00
Standard pipe run			m	25	35	40
Liquid connections		Inch/Type		3/8"/K65		1/2"/K65
Suction connections		Inch/Type		3/8"/K65	1/2"/K65	
Oil seperator	Standard			no	yes/Turboil	
Oil level control	Standard			N/A	Cappillary	
Dimensions	Unit	L x D x H	mm	1,452 x 574 x 799		1,684 x 773 x 1,438
Surface area			m^2	0.83		1.29
Weight			kg	151	155	285
Colour		RAL		Light Grey RAL 7035 (Powder Coated & Baked)		
Controller	Type			CAREL pRack pR300 Electronic Controller		
High side PRV			Bar	N/A	120	
Intermetdiate PRV			Bar	90		80
Compressor HP Switch		Standard		Yes x 1		
PED 2014/68/EU	Category			Cat. III		

* Nominal Tevap. -10°C | Tamb +32°C | 10K Superheat

Hubbard Condensing units with CO_2 refrigerant

- Transcritical CO_2 Commercial Condensing Units for food retailers
- Wide range of capacities: 2 to 10HP MT and LT
- Designed for quiet and energy-saving operation
- Inverter technology reduces energy consumption by up to 30%
- EC fans work efficiently and quietly
- Easy and flexible installation
- Designed as plug & play solutions

F-Gas Free

Protective Case

Plug&Play

Switchboard

Proportional Modulation

Electronic Control

More details and final information can be found by scanning or clicking the QR codes.

HCU-PXB1

Medium Temperature				HCU2020PXB1	HCU2040PXB1	HCU4070PXB1
Capacity *			HP	2HP	4HP	10HP
	Min.		kW	0.81	1.7	3.3
	Max.			1.42	3.03	6.56
Power & Energy EcoDesign (2009/125/EC)			Ph./Hz./VAC	3PH/50Hz/400VAC		
	FLC		A	8,64	16,04	18,25
	COP/SEPR			-	1.5	1.55
			kWh/a	-	15,046	31,478
Compressor	Compression			2 Stage (Intercooler)		
	Type			Panasonic Hermetic Rotary		
	Cap Ctrl.			ABB Frequency Inverter		
	RPM			2,200 to 4,200	2,700 to 4,800	1,800 to 3,600
	Qty.			1		
	Oil			Daphne PZ68S		
			l	0.7	1.15	2.3
Gas cooler fans	Type			Ebmpapst EC		
	Qty.			1		
			m^3/s	1.05		2.1
	Ø (dia.)		mm	450		
Sound pressure	(10 m)		dB(A)	40	45	48
Refrigerant	Type/GWP			R744/1		
Reciever volume			l	12.5		20
Standard pipe run			m	25	35	40
Liquid connections		Inch/Type		3/8" (K65)		1/2" (K65)
Suction connections		Inch/Type		3/8" (K65)	1/2" (K65)	
Oil seperator	Standard			No	Yes/Turboil	
Oil level control	Standard			N/A	Capillary	
Dimensions	Unit	L x D x H	mm	1,452 x 574 x 799		1,684 x 773 x 1,438
Surface area			m^2	0.83		1.29
Weight			kg	157	161	300
Colour		RAL		Light Grey RAL7035 (Powder Coated & Baked)		
Controller	Type			CAREL pRack pR300 Electronic Controller & Ultracap		
High side PRV			Bar	N/A	120	
Intermetdiate PRV			Bar	90		80
Compressor HP Switch		Standard		Yes x 1		
PED 2014/68/EU	Category			Cat. III		

* Nominal Tevap -35'C | Tamb +32'C | 10K Superheat

Standard Condensing units

Standard condensing units with transcritical cycle

- Chassis in galvanized and painted steel sheet. Bodyworking and soundproofing available
- High modular concept.
- The gascooler can be disconnected from the unit
- Electrical board with all the necessary electronics for the operation of the unit
- 1 MT compressor
- (Optional) Frequency drive
- All piping done in stainless steel
- Multiple options possible to facilitate transport of the unit
- All necessary safety devices
- 3 air exit configurations
- Reduced dimensions
- Easy to transport
- Until 6 assembly options

F-Gas Free

Switchboard

Plug&Play

Electronic Control

Proportional Modulation

Heating Interchanger (Optional)

Protective Case

FNV42

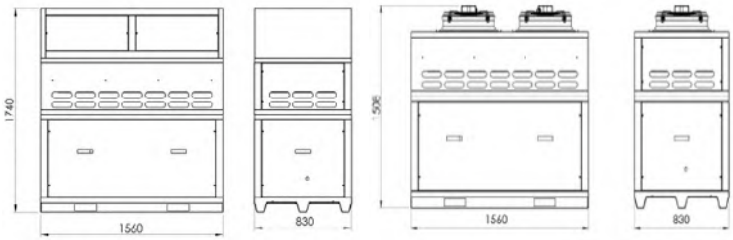

FNV58

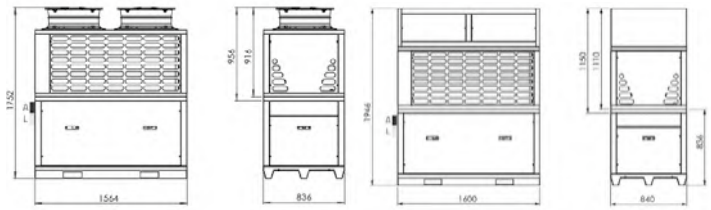

☑ MT — 1 comp.

FC17 832 mm	7 kW	9 kW
FNV42 1.560 mm	18 kW	22 kW
FNV58 1.560 mm	38 kW	45 kW

Conditions: LT: Tev.: -35°C SH: 8°K
MT: Tev.: -10°C SH: 8°K
Clime: Tev. med: 5°C SH: 8°K

LT MT Clime Global MSC Mechanical subcooler PC Parallel compressor Heating interchanger Axial Radial

Small Booster Condensing units

Small condensing units with Transcritical cycle

- Gas cooler with Axial or Radial EC fans.
- Air connection: Three different configurations
- V-shaped gas cooler optimized for CO_2 applications
- Compressor configuration:
  CU: 1 x MT
  Racks: 1 x MT + 1 x LT/2xMT
- Racks Standard delivery:
  Inverter: 1x MT and 1x LT compressor
  CU: inverter optional
- High safety level with pressure relief valves, pressure switches and intelligent controls
- Stainless steel Piping
- Galvanized and painted sheet metal chassis and weather proof enclosure.
- Optional: acoustic insulation
- Electrical Panel including electronic controller and control panel
- Modular concept - The gascooler can be disassembled from the unit and assembled in different configurations
- Reduced dimensions
- Easy to transport
- Until 6 assembly options

F-GAS F-Gas Free

Switchboard

Plug&Play

Electronic Control

Proportional Modulation

Heating Interchanger (Optional)

Protective Case

FNV42

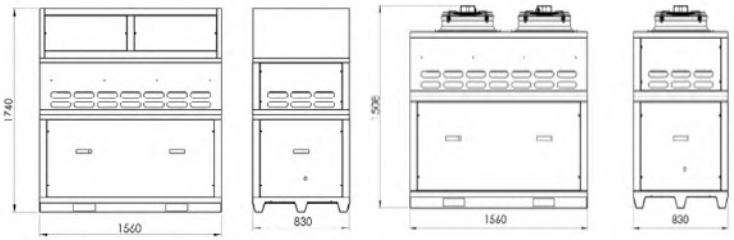

FNV58

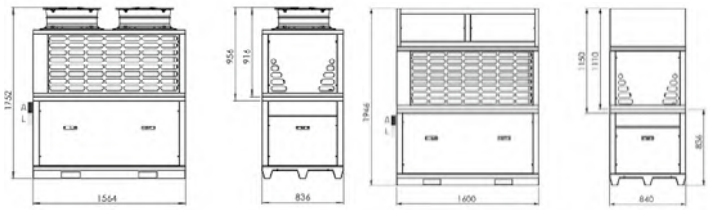

☑ MT — 2 comp.
☑ MT + LT — 1+1 2+1

FNV42 1.560 mm	8 kW / 18 kW / 22 kW
FNV58 1.560 mm	10 kW / 40 kW / 45 kW

Conditions: LT: Tev.: -35°C SH: 8°K
MT: Tev.: -10°C SH: 8°K
Clime: Tev. med: 5°C SH: 8°K

LT MT Clime Global MSC Mechanical subcooler PC Parallel compressor Heating interchanger Axial Radial

Commercial Refrigeration

Compact centrally equipped for the generation of cold with CO_2 in the transcritical cycle

- Serves refrigeration services in one or two temperatures, working as a booster.
- It can include up to 1 heat exchanger and 1 parallel compressor (optional).
- Equipped with a double battery V with greater exchange surface that allows a lower flow.
- The battery can act as an evaporator in case of heat demand if it does not need cold generation (optional RHX plus NV58)
- The casing has 3 air output configurations.
- The electrical panel is equipped with the control unit and can disconnect via external control.
- There are 2 independent modules to house compressors and gas cooler.

F-Gas Free

Plug&Play

Proportional Modulation

Switchboard

Electronic Control

Heating Interchanger (Optional)

Parallel compressors (Optional)

AXIAL EC FAN

Fans
- 3x Ø500 mm

Air flow
- 24.000 m³/h

Sound pressure at 10 m
- 46 up to 57 dB(A)
- Silent version available

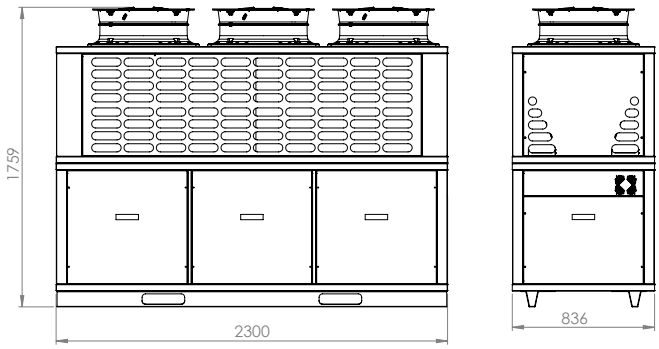

RADIAL EC FAN

Fans
- 3x Ø500 mm

Air flow
- 22.500 m³/h

Available pressure
- 100 Pa

Sound pressure at 10 m
- 50 up to 56 dB(A)

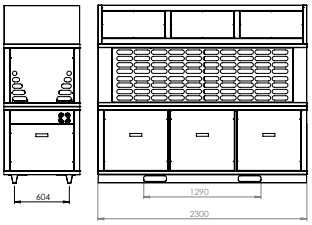

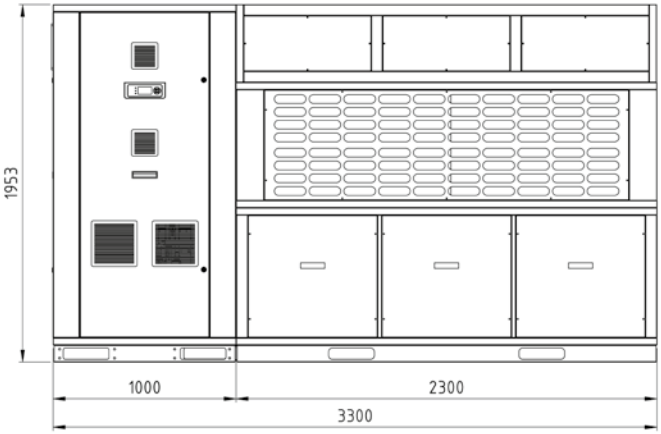

	NV66				
Application		MT		MT + pc	MT + LT
Cooling capacity	kW	44	54	63	40 + 4
Compressors	nº	2	3	2 + 1	2 + 1
Inverter compressors	nº	1		1 + 1	1 + 0 (opt.)
Optional equipment		IHX / RHX			
Recovery (max capacity)	kW	30	38	40	30

Application	NV66+				
Application		MT		MT + pc	MT + LT + cp
Cooling capacity	kW	68	34 + 8	60 + 8	54 + 8
Compressors	nº	3	2 + 2	3 + 1	2 + 1 + 1
Inverter compressors	nº	1	1 + 0		1 + 0 + 1
Optional equipment		IHX / RHX			
Recovery (max capacity)	kW	45	30	45	40

Temperature, LT = Low Temperature, pc = Parallel compressor

PC Parallel compressor · Heating interchanger · Axial · Radial

Large Booster Condensing units

Large condensing units with Transcritical cycle

- Gas cooler with Axial or Radial EC fans.
- Air connection: Three different configurations
- (Optional) Heat recovery heat exchanger to take advantage of the "free heat" for air conditioning or for sanitary application
- Galvanized and painted sheet metal chassis and weather proof enclosure.
- Optional: acoustic insolation
- Large liquid receiver
- All piping done in stainless steel
- Design adapted for loading and transportation
- (Optional) Parallel compressor(s) to improve further the efficiency of the unit. Only for FCZ range where more than 2 compressor(s) can be used
- Compressor configuration Bitzer/Dorin:
  MT compressor(s)
  Possibility to have combination of MT and LT compressor
- Racks Standard delivery:
  Inverter: 1x MT and 1x LT
- Electrical Panel including electronic controller and control panel
- High safety level with pressure relief valves, pressure switches and intelligent controls
- Visible panel of manometers and pressostats
- High modular concept.
- The gascooler can be disconnected from the unit

F-GAS — F-Gas Free

Electronic Control

Proportional Modulation

Heating Interchanger (Optional)

Protective Case

PC — Parallel compressors (Optional)

Switchboard

MSC — Mechanical Subcooler (Optional)

☑ MT — 3 4 comp.
☑ MT + LT — 2+1 3+1 3+2 4+1

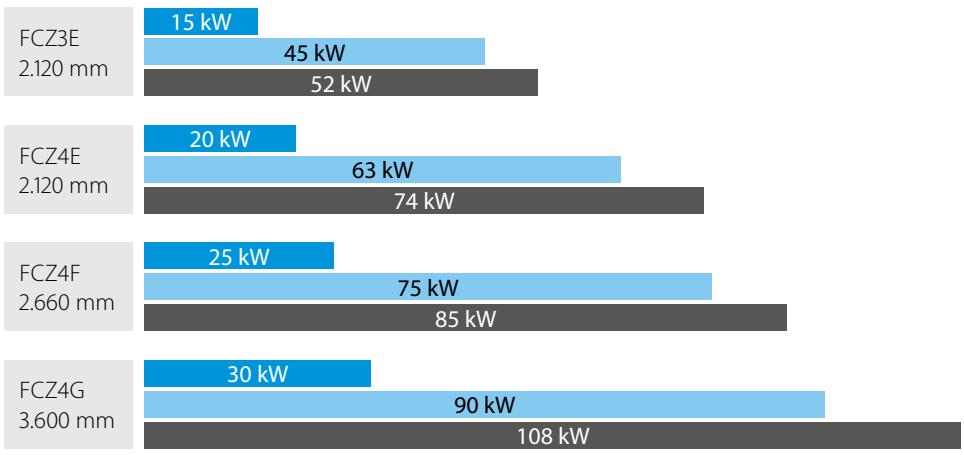

Conditions: LT: Tev.: -35°C SH: 8°K
MT: Tev.: -10°C SH: 8°K
Clime: Tev. med: 5°C SH: 8°K

LT MT Clime Global — MSC Mechanical subcooler — PC Parallel compressor — Heating interchanger — Axial — Radial

Compressor packs & racks

Compressor packs & racks

Model	Product name	Capacity (kW)
Racks	CC Series	
	NS21	
	Mini racks - FNB Compressor racks - FCCE Duplex racks - FUF, FUG, FUH, FUJ	
	Smart Racks	



Freezing (Low temperature) (-20° C)

Chilling (Medium temperature) (0° C)

Multi compressor units

- ☑ Open frame for multi-compressors racks
- ☑ Three or four compressors on parallel
- ☑ Many different compressor types
  - › Hermetic Scroll (Brand: Copeland)
  - › Semihermetic reciprocating (Brand: Bitzer, Dorin, Copeland Stream & Frascold)
  - › Screw (Brand: J&E Hall (single screw) and Bitzer (twin screw)
    - • Larger Refrigeration capacities or solution with screw compressors has to be selected from our technical department.
    - • Consist in many models for medium and low temperature, with a refrigeration capacity up to 900,000 Watt.
- ☑ Compatible with latest refrigerants*

Standard features

- › Metal open frame with electrical switchboard
- › Compressor parallel with discharge and suction header
- › Liquid receiver
- › Liquid line
- › High and low pressure switch
- › Electrical switchboard complete with electronic control

Most common used options:

- › Panels to close the frame and put it outside
- › Oil equalization through mechanical floating valve
- › Oil equalization through electronic valve
- › Oversized liquid receiver
- › Refrigerant charge

Other options available on request

Single Screw compressor

The single screw compressor consists of a main single screw and two gate rotors. They are designed for high capacities and optimal performances through the step less capacity control.



*Note: Selection from Selection software based on R404A, R134a and R407F

Multi compressors rack unit with Scroll/Digital scroll compressors

General features:

› Capacity for MT cooling: 7,2 kW to 26 kW
› Capacity for LT cooling: 6,6 kW to 12 kW
› Ambient temperature range : - 25°C - +43°C
› R134A a, R 449A, R448A, R452A R407F depending on the used compressor
› Copeland scroll/digital scroll, compressors
Other types, brands and capacities are possible upon request
› Conditions:
MT: Ambient temperature: 35°C Evp. Temperature: -10°C
LT: Ambient temperature: 35°C Evp. Temperature: -35°C

CC scroll

Standard configuration:

Basic Frame Version:
Basic frame made from folded and pre-painted steel sheet, with complete closed frame with simple sound proof material and anti-vibration supports (CC Standard)

Basic Refrigerating System:
The compressors (3 or 4) are connected in parallel, with one suction and discharge header. Each compressor is fitted with shut-off valves on suction line and discharge line.
The compressors are fixed to the frame through rubber anti-vibration supports.
The oil equalization system is composed of an oil separator and an equalization header, which are mounted on the compressor oil sight glass connection.
According to the number of compressors fitted, there is one or two oil level indicator/s, fitted onto the equalization header.
The refrigerating system is equipped with liquid receivers, if there is more than one receiver, the installation is made in parallel with a safety valve, a dehydration cartridge filter, interchangeable, liquid level alarm, liquid sight glass and shut-off valves.
On suction line there is a mechanical cartridge filter, interchangeable.

The refrigerating system is fitted with:

› General high pressure switch, adjustable and auto-resetting
› General low pressure switch, adjustable and auto-resetting
› Emergency low pressure switch, adjustable and auto-resetting
› Low pressure switches for each compressor emergency, adjustable and auto-resetting
› High pressure switches to control condenser fans, adjustable and auto-resetting
› Low pressure probe, placed on suction header for capacity control
› High pressure gauge
› Low pressure gauge
› With or without integrated condenser

Electrical panel:

Standard power distribution
Disconnecting switch
Compressors protection, with overload cut-out motor protector; fuses for fans protection, thermo contacts for each single fan
Auxiliary circuit 230 volt through transformer 400V/230V
Electronic card XC440C
IP55 with grid and ventilation fan
On the door there is the electronic card and 4 lamps: emergency (button + lamp), fans block, high pressure switch block, low pressure switch block, and selector for on/off compressors.
Condensation control through pressure switches: 1 pressure switch every 2 fans, standard 2 pressures

Accessories:

INSRD	Closed frame with double layer sound proofing material
AC&R	Mechanical oil equalization system with oil reserve, oil line filter, pressure reduction valve onto oil reserve
TRAXOIL	Electronic oil distribution system

RIC. LIQ.	Oversized liquid receiver
CFF	Compressors sound shell
ELC.C	Electronic card EWCM4180 - XC1000D – EWCM9100

Other additional equipment and special requirements on request

Multi compressor rack unit with semi hermetic compressors

General features:

› Capacity for MT cooling: 25 kW to 320 kW
› Capacity for LT cooling: 13 kW to 133 kW
› Ambient temperature range : - 25°C - +43°C
› R134A a, R 449A, R448A, R452A R407F
› Reciprocating semi hermetic compressors: Bitzer, Dorin, Frascold, Copeland stream
Other types, brands and capacities are possible on request
› Conditions:
MT: Ambient temperature: 35°C Evp. Temperature: -10°C
LT: Ambient temperature: 35°C Evp. Temperature: -35°C

CC Semi hermetic

Standard configuration:

Basic Frame Version:
Basic frame made from folded and painted steel sheet, screwed with bolts to make a basic structure to fix the components on it.

Basic Refrigerating System:
The compressors (3 or 4) are connected in parallel, with only one suction and discharge header. Each compressor is fitted with shut-off valves on suction line and discharge line.
The compressors are fixed to the frame through rubber anti-vibration supports.
Compressors used for low temperature are complete with fan heads.
The oil equalization system is composed of an oil separator and an equalization header, which are mounted on the compressor oil sight glass connection.
According to the number of compressors fitted, there is one or two oil level indicator/s, fitted onto the equalization header.
The refrigerating system is equipped with liquid receivers, if there is more than one receiver, the installation is made in parallel with a safety valve, a dehydration cartridge filter, interchangeable, liquid level alarm, liquid sight glass and shut-off valves.
On suction line there is a mechanical cartridge filter, interchangeable.

The refrigerating system is fitted with:

› General high pressure switch, adjustable and auto-resetting
› General low pressure switch, adjustable and auto-resetting
› Oil pressure switch for each compressor
› Emergency low pressure switch, adjustable and auto-resetting
› Low pressure switches for each compressor emergency, adjustable and auto-resetting
› High pressure switches to control condenser fans, adjustable and auto-resetting (the pressure switches control 2 fans; if there are more than 4 condenser fans, the quantity of pressure switches installed increases to a maximum of 4)
› Low pressure probe, placed on suction header for capacity control
› High pressure gauge
› Low pressure gauge

Electrical panel:

Standard power distribution
Disconnecting switch
Compressors protection, with overload cut-out motor protector, fuses for fans protection, thermal contacts for each single fan
Auxiliary circuit 230 volt through transformer 400V/230V
Electronic card XC440C
IP55 with grid and ventilation fan
On the door there is the electronic card and 4 lamps : emergency (button + lamp), fans block, high pressure switch block, low pressure switch block, and selector for on/off compressors
Condensation control through pressure switches: 1 pressure switch every 2 fans, standard

Accessories:

INSRD	Closed frame with double layer sound proofing material
AC&R	Mechanical oil equalization system with oil reserve, oil line filter, pressure reduction valve onto oil reserve
TRAXOIL	Electronic oil distribution system
INSRD	Closed frame with double layer sound proofing material
CFF	Compressors sound shell
FQD	Frequency driver

RIC. LIQ.	Oversized liquid receiver
FREON	Refrigerant charge
ELC.C	Electronic card EWCM4180 - XC1000D – EWCM9100
CR1	CR1 Capacity controller
CR2	CR2 Capacity controller
CAP	Capacity step controled compressors

Other additional equipment and special requirements on request

High power CO_2 commercial racks

Full Duplex offer the highest power for the commercial cold range with CO_2 in 2 MT and LT temperatures

- Reduced assembly space with the double-deck transcritical cycle booster machines.
- The Modulation and operational reliability is ensured thanks to the number of compressor they house.
- It can include up to 3 heat exchangers and 1 parallel compressor (optional).
- Possibility of 2 RHX: 1 for Domestic Hot water and 1 for air conditioning.
- Cooling capacity ranges from 8kW up to 250kW - Heat recovery up to 190kW.
- Variable frequency drive.
- Touch screen and management synoptic available.
- High efficiency electronics and control possible (optional)
  - Tewis Machine Interface (TMI): developed to measure and send alarms both in plant and by telemanagement
  - Intuitive interface
  - Compatible with Tellevis System and open protocol for integration of Modbus RTU/TCP or BACnet MS/TP systems (optional)
  - Manangement of parameters and performance with selectors and light indicators
- Stainless Steel AINSI 340L used

DUPLEX

F-GAS F-Gas Free

Switchboard

Plug&Play

Electronic Control

Proportional Modulation

Heating Interchanger (Optional)

Protective Case

PC Parallel compressors (Optional)

Dimensions **without gas cooler**

Chassis: CD4G 3060 mm | CD4H 3600 mm | CD4J 4000 mm

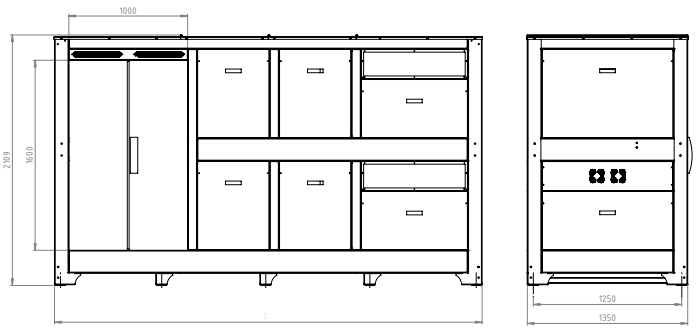

CD4G – 3060 mm							
Application		MT			MT + LT + pc		
Cooling Capacity	kW	194 + 22	191 + 25	183 + 32	230 + 22	228 + 25	240 + 32
Compressors Qty.	nº	3 + 2	3 + 3	3 + 4	2 + 2 + 1	2 + 3 + 1	2 + 4 + 1
Inverter Compressors	nº	1 + 1			1 + 1 + 1		
Recovery (Max)	kW	150			170		190

CD4H – 3600 mm							
Application		MT			MT + LT		
Cooling capacity	kW	230 + 22	184 + 25	176 + 32	200 + 22	228 + 25	240 + 32
Compressors Qty.	nº	4 + 2	4 + 3	4 + 4	3 + 2 + 1	3 + 3 + 1	3 + 4 + 1
Inverter compressors	nº	1 + 1			1 + 1 + 1		
Recovery (max)	kW	170	150				

CD4J – 4000 mm				
Application		MT + LT + pc		
Cooling capacity	kW	220 + 22	217 + 25	209 + 32
Compressors Qty.	nº	4 + 2 + 1	4 + 3 + 1	4 + 4 + 1
Inverter compressors	nº	1 + 1 + 1		
Recovery (max)	kW	170	150	

Temperature, LT = Low Temperature, pc = Parallel compressor

PC Parallel compressor

Heating interchanger

Commercial Refrigeration in a transcritical cycle

Mini compact units for the generation of cold with CO_2 in the transcritical cycle

- The unit has a footprint of less than 1m² and has been adopted for better loading and transportation.
- It serves refrigeration and freezing, working as a booster.
- The design allows easy access to the components, making easy tasks.
- Up to 2 MT compressors and 1 LT compressor.
- Frequency inverter for the first MT compressor and optional for the LT compressor.
- There is a vertical liquid container (48l) with internal exchanger prepared for its connection to the emergency unit.
- Oil separator accumulator included.
- 2 Electronic refrigerant level sensors for high and low levels
- All pipes and connections in copper.
- Possibility to connect the unit to an external RHX. In MT-models the RHX can be installed
- The switchboard with control unit and complete wiring is compatible with Tewis Remote Management Systems.
- Outdoor chassis option
- Combination with gas coolers possible.
- Soundproofing (optional)

NS21

F-Gas Free

Protective Case

Plug&Play

Switchboard

Proportional Modulation

Electronic Control

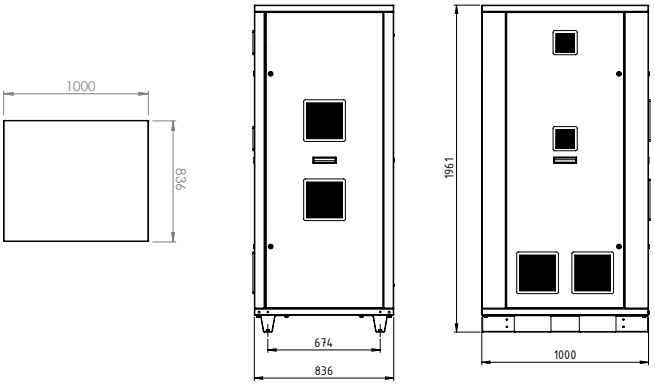

BITZER		GNS21JC302XBX	GNS21JC872YBX	GNS21JC882YBX	TNS21JC304XBX	TNS21JC881YBX	TNS21JC880YBX
Application		MT			MT+LT		
Capacity MT*	kW	18.17	22.63	35.15	14.24	31.88	31.22
Capacity LT*	kW	0			3.9	3.23	3.9
GC Capacity	kW	32.08	39.96	62.08	32.08	62.08	62.08
MT Compressors	nº	1x 2MTE-5K + 1x 2KTE-7K	1x 4PTC-7K + 1x 4MTC-7K	1x 4MTC-10K + 1x 4KTC-10K	1x 2MTE-5K + 1x 2KTE-7K	1x 4MTC-10K + 1x 4KTC-10K	1x 4MTC-10K + 1x 4KTC-10K
LT Compressors	nº	-			1x 2MSL-07K	1x 2NSL-05K	1x 2MSL-07K

DORIN		GNS21JC677XDX	GNS21JC684XDX	GNS21JC750XDX	TNS21JC670XDX	TNS21JC679XDX	TNS21JC678XDX	TNS21JC658XDX	TNS21JC753XDX	TNS21JC659XDX
Application		MT			MT+LT					
Capacity MT*	kW	25.58	36.35	44.71	21.07	27.93	30.33	31.83	34.05	40.19
Capacity LT*	kW	0			4.37	8.15	5.83	4.37	10.3	4.37
GC Capacity	kW	45.17	64.18	78.95	45.17	64.18	64.18	64.18	78.95	78.95
MT Compressors	nº	1x CD475-4.7H + 1x CD475-6.4M	1x CD490-6.4H + 1x CD490-9.2M	1x CD4120-9.2H + 1x CD490-9.2M	1x CD475-4.7H + 1x CD475-6.4M	1x CD490-6.4H + 1x CD490-9.2M	1x CD490-6.4H + 1x CD490-9.2M	1x CD490-6.4H + 1x CD490-9.2M	1x CD4120-9.2H + 1x CD490-9.2M	1x CD4120-9.2H + 1x CD490-9.2M
LT Compressors	nº	-			1x CDS101B	1x CDS181B	1x CDS151B	1x CDS101B	1x CDS301B	1x CDS101B

* Calculation conditions: Tev MT -8ºC, Tev LT -32ºC, GC outlet +35ºC. | Design pressures: MP (MT suction) : 52 bar, LP (LT suction) : 30 bar, IP (Container and liquid line) : 70 bar, HP (Discharge): 120 bar | Temperature, LT = Low Temperature, pc = Parallel compressor

AXIAL		GNV58PE	GNV58PE LPS	GNV66PE	GNV66PE LPS
Capacity	kW	58.84	52.15	88.4	79.27
Air flow	m³/h	16,400	12,800	24,000	19,200
Sound pressure 10m	dBA	52	46	53	45
Fans	nº	2x Ø500 EC		3x Ø500 EC	

RAD.		GNV58NE	GNV66NE
Capacity	kW	56.28	85.61
Air flow	m³/h	15,000	22,500
Sound pressure 10m	dBA	49	50
Fans	nº	2x Ø500 EC	3x Ø500 EC

GNV58 GNV66

Mini compact cooling racks with CO_2

Compact compressor rack equipped for the generation of cold with CO_2 in the transcritical cyle

- Ideal solution for retail applications with a surface of 400m² to 1,200m²
- It serves refrigeration in 1 or 2 temperatures, working as a booster.
- Cooling capacity ranges from 40kW up to 115kW.
- It can include up to 3 heat exchangers and 1 parallel compressor (optional).
- Frequency inverter for the first MT compressor and optional for the LT compressor.
- Up to 5 compressors.
- Easy commissioning and maintenance as all connections are at the same side of the unit.
- With its compact design (width of 790mm) it can pass through every standard doorway.
- The horizontal liquid container (80/160l) with internal exchanger prepared for its connection to the emergency unit.
- Oil separator accumulator included.
- 2 Electronic refrigerant level sensors for high and low levels
- All pipes and connections in copper.

F-Gas Free

Electronic Control

Plug&Play

Heating Interchanger (Optional)

Proportional Modulation

Parallel compressors (Optional)

Switchboard

Mechanical Subcooler (Optional)

Smart Rack

- Stainless steel collectors
- Tubular frame
- The electrical panel is located above the compressors.
- Connection with 10" touchpad Tewis Machine Supervisor (TMS) is possible (optional).

Two different frame sizes available:

- 4 compressors: lenght 2,125 mm
- 5 compressors: lenght 2,550 mm

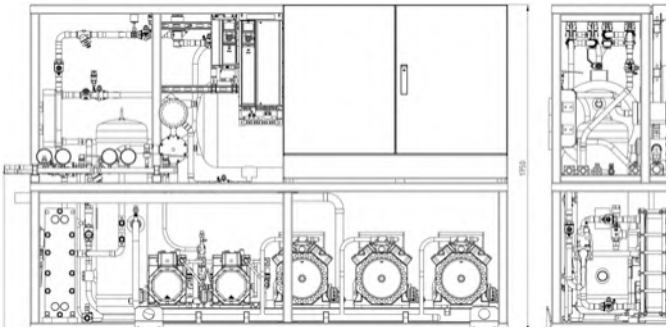

			GSR2FJ_093YBX	GSR2FJ_041YBX	TSR2EJ_585XBX	TSR2FJ_092XBX	TSR2FJ_086YBX	TSR2FJ_089YBX
Application			MT	MT	MT+LT	MT+LT	MT+LT	MT+LT
Capacity MT*	70 Hz	kW	89.34	110.45	36.84	62.13	72.51	78.92
Capacity LT*	70 Hz	kW	-	-	5.79	5.79	5.79	6.48
MT Compressors		nº	1 x 4JTC-15K (V.F.) + 2 x 4JTC-15K	1 x 4HTC-20K (V.F.) + 1 x 4FTC-20K	1 x 4JTC-15K (V.F.) + 1 x 4JTC-15K	1 x 4HTC-20K (V.F.) + 1 x 4FTC-20K	1 x 4HTC-20K (V.F.) + 2 x 4HTC-20K	1 x 4HTC-20K (V.F.) + 1 x 4HTC-20K
Parallel Compressors		nº	1 x 4MTC-10K	1 x 4JTC-15K	-	-	-	1 x 4MTC-10K
LT Compressors		nº	-	-	1 x 2KSL-1K	1 x 2KSL-1K	1 x 2KSL-1K	1 x 2KSL-1K

			TSR2FJ_439YBX	TSR2FJ_090YBX	TSR2FJ_490YBX	TSR2FJ_489YBX	TSR2EJ_112XBX	TSR2FJ_128XBX
Application			MT+LT	MT+LT	MT+LT	MT+LT	MT+LT	MT+LT
Capacity MT*	70 Hz	kW	66.98	64.89	57.85	71.2	20.47	45.77
Capacity LT*	70 Hz	kW	10.46	12.7	14.16	14.16	18.5	18.5
MT Compressors		nº	1 x 4HTC-20K (V.F.) + 1 x 4HTC-20K	1 x 4JTC-15K (V.F.) + 1 x 4HTC-20K	1 x 4JTC-15K (V.F.) + 1 x 4JTC-15K	1 x 4HTC-20K (V.F.) + 1 x 4HTC-20K	1 x 4JTC-15K (V.F.) + 1 x 4JTC-15K	1 x 4HTC-20K (V.F.) + 1 x 4FTC-20K
Parallel Compressors		nº		1 x 4MTC-10K	1 x 4MTC-10K	1 x 4MTC-10K	-	-
LT Compressors		nº	1 x 2KSL-1K + 1 x 2KSL-1K	1 x 2GSL-3K	1 x 2JSL-2K + 1 x 2JSL-2K	1 x 2JSL-2K + 1 x 2JSL-2K	1 x 2HSL-3K + 1 x 2HSL-3K	1 x 2HSL-3K + 1 x 2HSL-3K

			TSR2FJ_364XBX	TSR2EJ_893XBX	TSR2FJ_193YBX	TSR2EJ_895XBX	TSR2FJ_444YBX	TSR2FJ_088YBX
Application			MT+LT	MT+LT	MT+LT	MT+LT	MT+LT	MT+LT
Capacity MT*	70 Hz	kW	80.75	22.5	77.73	22.81	38.18	69.43
Capacity LT*	70 Hz	kW	18.5	21.06	21.06	28.07	28.07	28.07
MT Compressors		nº	1 x 4HTC-20K (V.F.) + 2 x 4FTC-20K	1 x 4JTC-15K (V.F.) + 1 x 4HTC-20K	1 x 4HTC-20K (V.F.) + 2 x 4FTC-20K	1 x 4HTC-20K (V.F.) + 1 x 4HTC-20K	1 x 4JTC-15K (V.F.) + 2 x 4HTC-20K	1 x 4HTC-20K (V.F.) + 2 x 4FTC-20K
Parallel Compressors		nº	-	-	-	-	-	-
LT Compressors		nº	2 x 2HSL-3K	1 x 2GSL-3K + 1 x 2GSL-3K	1 x 2GSL-3K + 1 x 2GSL-3K	1 x 2FSL-4K + 1 x 2FSL-4K	1 x 2FSL-4K + 1 x 2FSL-4K	1 x 2FSL-4K + 1 x 2FSL-4K

* Calculation conditions: Tev MT -8ºC, Tev LT -32ºC, Tsgc +35ºC. | Design pressures: MP (MT suction) : 52 bar, LP (LT suction) : 30 bar, IP (Container and liquid line) : 70 bar, HP (Discharge): 120 bar | Temperature, LT = Low Temperature, pc = Parallel compressor

PC Parallel compressor

Heating interchanger

Medium Racks

Transcritical units without condenser

- Adapted design for loading and transportation
- Integrated switchboard. Easy to use via touch screen and displays an exclusive control software
- Heat recovery (optional) which allows to take advantage of the heat generated by the system discharge for air conditioning or ACS.
- Parallel compressor (optional).
- The parallel compression includes one or two compressors that extract steam from the accumulation tank, lightening the load of the rest of the compressors and improving their efficiency index.
- Possibility of incorporating up to 4 compressors
- Proportional modulation: A frequency inverter in each group of compressors adapts its operation to the specific demand of each moment, saving energy and prolonging the life of the plant.
- Mechanical subcooler exchanger, connected to an auxiliary unit that cools the discharge of the transcritical fluid, reducing steam and increasing the efficiency of the system

F-GAS Free

Plug&Play

Proportional Modulation

Protective Case

Switchboard

Electronic Control

Heating Interchanger (Optional)

PC Parallel compressors (Optional)

MSC Mechanical Subcooler (Optional)

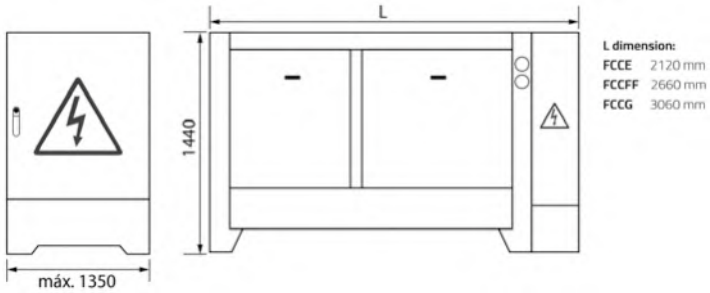

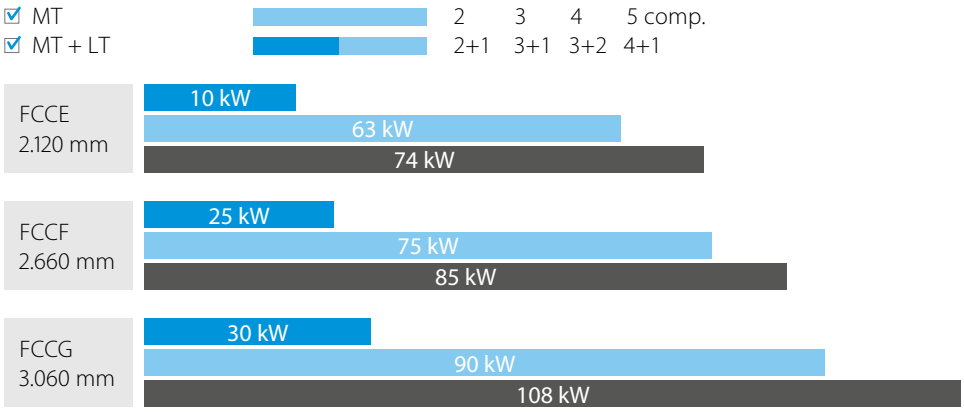

Conditions: LT: Tev.: -35°C SH: 8°K
MT: Tev.: -10°C SH: 8°K
Clime: Tev. med: 5°C SH: 8°K

LT MT Clime Global MSC Mechanical subcooler PC Parallel compressor Heating interchanger

Large Racks

Transcritical double units without condenser

- Integrated switchboard. Easy to use via touch screen and displays an exclusive control software (see next page)
- Parallel compressors (optional), which increase considerably the efficiency of the system
- Possibility of incorporating up to 9 compressors
- Low and Medium temperature compressors
- Economizer: Increases the efficiency of the system by making the MT compressors give part of their power to the LT compressors group.
- Proportional modulation: A frequency inverter in each group of compressors adapts its operation to the specific demand of each moment, saving energy and prolonging the life of the plant.
- Mechanical subcooler exchanger, connected to an auxiliary unit that cools the discharge of the transcritical fluid, reducing steam and increasing the efficiency of the system
- Stainless steel in 100% of the pipes

F-GAS — F-Gas Free

Protective Case

Heating Interchanger (Optional)

Plug&Play

Switchboard

PC — Parallel compressors (Optional)

Proportional Modulation

Electronic Control

MSC — Mechanical Subcooler (Optional)

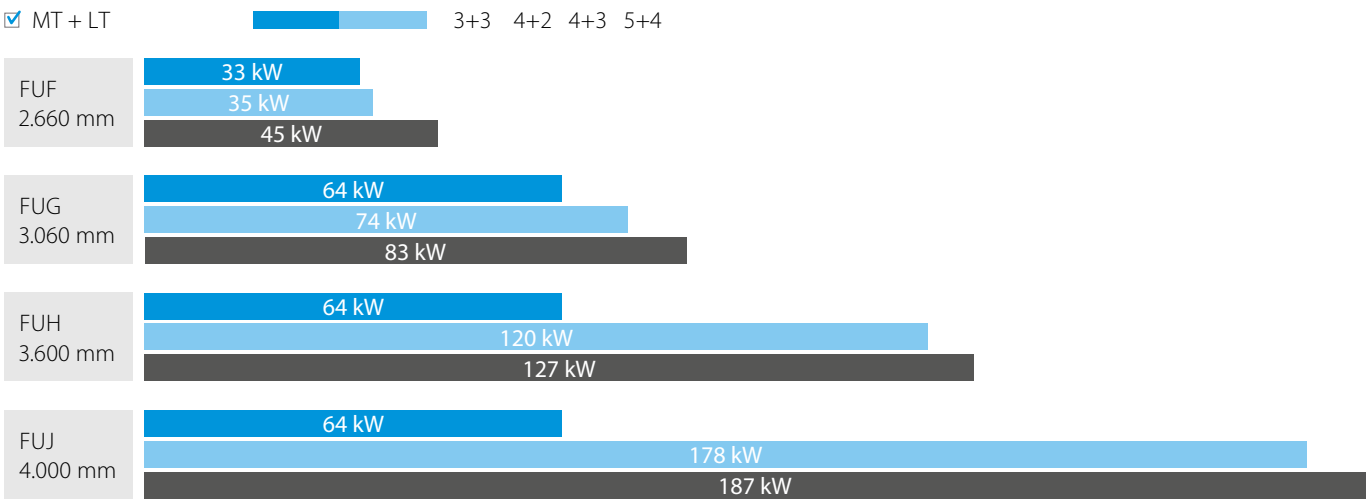

Conditions: LT: Tev.: -35°C SH: 8°K
MT: Tev.: -10°C SH: 8°K
Clime: Tev. med: 5°C SH: 8°K

LT MT Clime Global

MSC Mechanical subcooler

PC Parallel compressor

Heating interchanger

Switchboard & electronic control

Switchboard

- Bench-mounted switchboard, including complete wiring.
- Power supply at 400V / 3F + N / 50Hz
- Frequency inverter in the first compressor in sections BT, MT and parallel
- Booster components and remote gas coolers electrically protected against overcurrents and short circuits.
- Option: electrical connections of power supply to the auxiliary unit

Electronic control

- It represents the best option for transcritical and subcritical CO_2 solutions with Booster circuit and allows to manage up to two circuits for the recovery of heat.
- Televis System compatible and open for the integration of Modbus RTU / TCP or BACnet MS / TP (optional) systems.
- Touch screen with synoptic and real-time data.
- Data logging and alarms.
- Historical charts and data tables.
- Parameter management.



DAIKIN

Fresh ideas
for reliable performance

Choose the better solution – with Tewis Full CO_2 refrigeration systems

Why do so many widely-known retail chains count on Tewis? Because Tewis offers a well-thought-out, complete range of efficient refrigeration systems. Especially when working with R-744 under high pressure, best quality solutions count double. Avoid problems – with Tewis features like full stainless steel piping or surprisingly intuitive control systems.

Tewis
a member of DAIKIN group

www.daikin.eu

Integrated solutions

Freezing (Low temperature) (-20° C / +35°C) | Chilling (Medium temperature) (0° C / +35°C) | Cooling/AC (High Temperature) (+20° C/+10°C) | Heating

Model	Product name	Capacity (kW)	0 2 5 10 25 50 100 150 300 450
Integrated solution for chilling, freezing, comfort cooling and heating	Conveni-Pack LRYEQ-AY	LT, MT, A/C, HR + HP	
	CO_2 Conveni-Pack LRNUN-AY1, LRYEN-AY1	MT, AC, HR	
	Mini racks, Racks, Duplex	MT, A/C	

Indoor units compatible with CO_2 Conveni-Pack

NEW

CO_2 Round Flow Cassette
FXFN-A



Concealed Ceiling Unit
FXSN-A2

Service station (Ranst, Belgium) Conveni-Pack

Discover why a Belgian petrol station owner chose Daikin for its shop comfort and refrigeration needs.
www.youtube.com/DaikinEurope

Conveni-Pack,

integrated solution for commercial refrigeration, heating and air conditioning

Why choose Conveni-Pack?

Competition in the retail food sector is fierce. This does not just affect the income you can earn from sales - operating costs are also a determing factor for success.

Energy efficient heat recovery system

- Conveni-Pack recovers up to 100% of the heat extracted from supermarket refrigeration cases and re-uses it to heat the retail space and improve shop comfort at no additional cost (heat recovery system)
- Savings of up to 50% on energy costs
- Daikin inverter scroll compressor with economizer technology

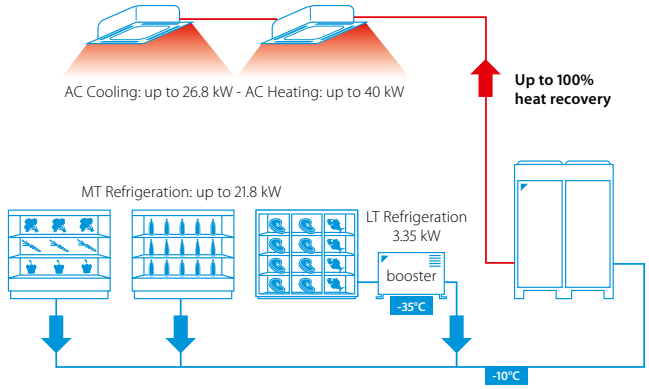

Above-mentioned scheme is an example of what can be delivered depending on predefined conditions.
For more detailed information, please consult the technical specifications in this catalogue.

Installing a compact solution

- Easy to install, even in small spaces
- Small footprint (up to 60% smaller footprint than conventional systems) and low weight
- Reduced piping requirements
- Minimal planning groundwork and lower assembly costs

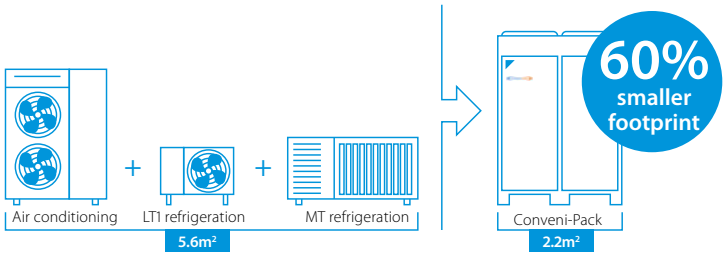

Unique combination

- First mass-produced, whole-building system to combine medium and low refrigeration, heating, air conditioning in one circuit

Reliable operation

- Error-proof component selection
- Factory leak-tested and pre-charged

Year-round climate comfort

- Quiet operation : Improved acoustics thanks to night operation mode, inverter control and inverter driven fans with optimised blades and grills
- High grade sound insulation on both panels and compressors
- Specially designed fan blades to limit sound emissions
- 4 low sound operation settings including night mode
- The heat recovered from refrigerated and freezer display cabinets can be used to provide heating for the shop.

Summer

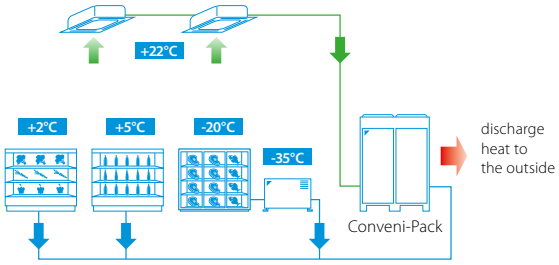

Spring/Autumn

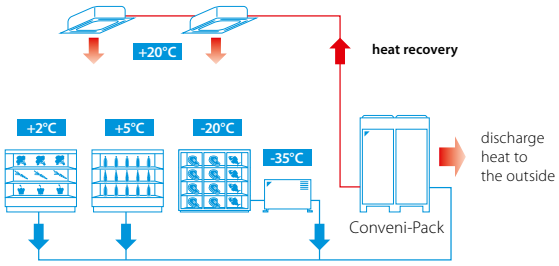

Winter

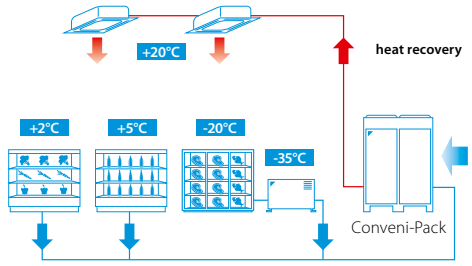

If available heat from the cabinet is not sufficient to fulfill the demand from the shop, the outdoor unit will also operate as a heat pump system.

Internationally awarded

Winner of several awards* thanks to the innovating technology used and environmental friendly solution offered:

- Winner of UK Environmental Product of the Year, Cooling Industry Awards - 2006
- Winner of Incentive Prize, German Environment Ministry - 2007
- Winner of the Innovation Trophy, equipmag (exhibition in France) - 2008
- Winner of 2014 Institute of Refrigeration Ireland (IRI) Environmental award
- Environmental Friendliness category of the Top Retail Product Awards 2014 in Germany

Reference

Edeka Buschkühle supermarket (Germany)
2 Conveni-Pack systems supply 32 meters of service counters, 12.5 meters of convenience fridges, one cooling storage room for fruit, an air curtain and 5 indoor units; the ZEAS system supplies two deep-freeze cabinets with a total capacity of 5 kW.

Discover more references on
www.daikineurope.com/references

Benefits for installers/consultants

- Integrated electrical & control box
- Unit already pre-charged with refrigerant
- Established VRV technology ensuring optimised installation and maintenance
- Reduced delivery time thanks to European manufacturing plant
- Flexible system for multiple applications
- Connectable to all grocery refrigeration applications and supplied with a wide range of air conditioning indoor units to meet shop requirements
- Outdoor units can be positioned up to 35m above or 10m below the indoor units
- Piping length possible up to 130m
- Suitable for indoor installation through the use of high ESP fans

Benefits for shop owners

- Thought design for supermarkets and smaller retail outlets
- Maximised retail sales space available as Conveni-Pack has a footprint up to 60% smaller than conventional grocery refrigeration systems
- Reduced energy consumption by up to 50% through heat recovery
- Quiet operation, thus ideal for densely populated urban areas

Marketing tools

Refrigeration Xpress
User-friendly design software for Conveni-Pack, CCU, SCU and ZEAS condensing units. Its detailed report includes a list of materials, piping and wiring diagrams, and device options.

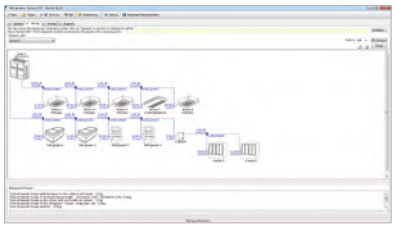

Short videos
- Watch a short animation on the unique refrigeration solution Conveni-Pack

CO_2 Conveni-Pack

Why choose CO_2 Conveni-pack?

- ☑ DX Refrigeration, Heating & Space cooling by CO_2, for those whom demand a totally natural solution
- ☑ Heat recovery, and for those colder days automatic heat pump operation
- ☑ Fully assembled & packaged unit, providing low noise levels
- ☑ Mass produced in Daikin Europe's award winning factory
- ☑ Each unit is fully factory & run tested
- ☑ All units in stock, fast delivery
- ☑ Reduces annual energy consumption by up to 50%, compared to other manufacturers solutions.
- ☑ Hermetic swing compressor, complete with two stage compression, for lower running temperatures
- ☑ Oversized DC Brushless motor technology for improved reliability & efficiency
- ☑ Automatically balances refrigeration & space heating / cooling loads
- ☑ "Plug and Play" technology, reduced "On site" commissioning
- ☑ Optimized control logic for reliability and efficiencies
- ☑ Adaptable evaporation temperature control

Natural HVACR 4 life

Project for demonstration of innovative, integrated HVACR installations with natural refrigerant.

OBJECTIVES

- **Remove barriers** in the market for introducing integrated refrigeration and air conditioning systems that use natural refrigerants which have a lower Global Warming Potential.
- **Raise awareness** among installers, engineers, customers and general public on the potential of a combined air conditioning and refrigeration system that uses CO_2 as a natural refrigerant.
- **Contribute** to the implementation of the EU F-gas Directive.

ACTIONS

1. **Demonstrate viability**
   - test prototype in Belgium that integrates air conditioning and refrigeration with heat recovery in real life settings;
   - install, operate and monitor the new concept in European supermarkets, located in both temperate and warm climate zones (Germany and Spain, respectively)
2. **Organise training sessions** for installers and customers
3. **Help update** the definitions of standards and energy labelling schemes for multi-functional products by providing information on tested risk management, procedures regarding flammability and toxicity of natural refrigerants
4. **Develop a cassette-type indoor unit** using CO_2 that best provides comfort cooling and heating
5. **Research the potential of cold storage** for improving the Total Equivalent Warming Impact

For more information refer to the website: naturalhvacr4life.eu

Low Temperature Showcases

Optional CO_2 CCU's are also available for Remote LT applications (not connected to Conveni-pack)

Plugin LT showcases with propane or LT condensing units with CO_2 are available to satisfy also freezer capacity needs.

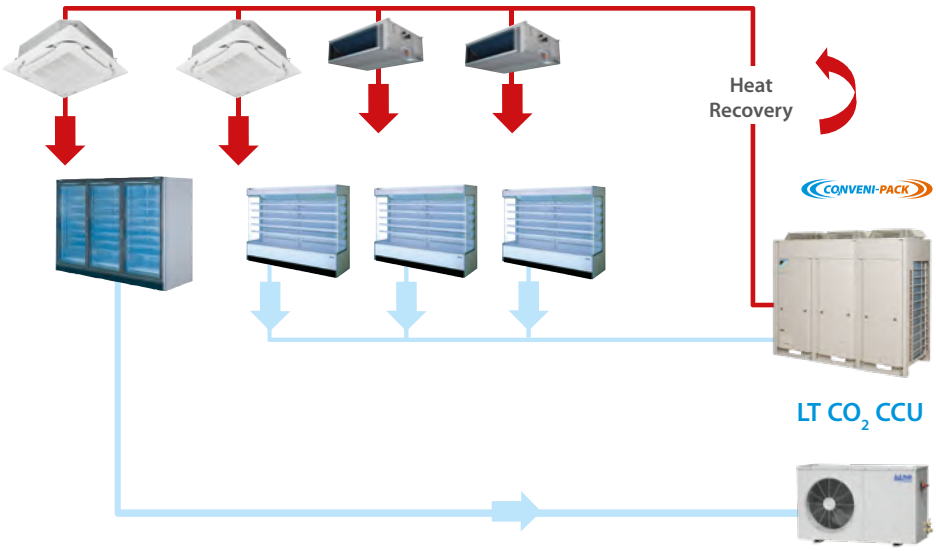

CO_2 Conveni-Pack refrigeration system with heat recovery

Refrigeration solution for food retailers featuring award winning technology for heat recovery

- Integrates high and low temperature refrigeration and air conditioning (including heating) into one system
- By using heat recovery, optimised controls and state of the art compressor technology, Conveni-pack can reduce annual energy consumption up to 50% or more, compared to conventional systems
- Lower associated CO_2 emissions thanks to the heat pump technology
- Conveni-pack's modular design allows it to be used for smaller as well as larger shops
- The modularity of the Conveni-pack system maximises installation flexibility. Outdoor units can be grouped into blocks or rows, or distributed around the building, to meet individual installation constraints
- The heat extracted from the refrigeration showcases or evaporators can be re-used for comfort heating of the shop at no extra cost
- Low sound level including „night mode" operation

LRYEN-AY1

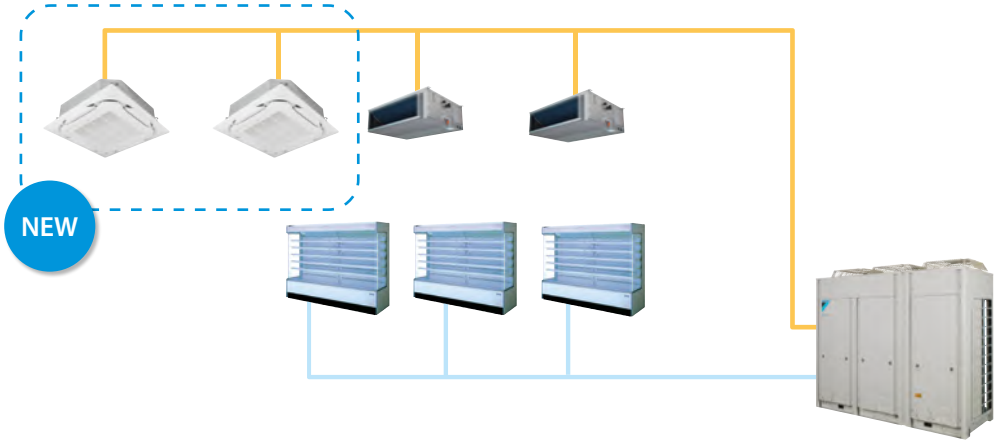

More details and final information can be found by scanning or clicking the QR codes.

LRYEN-AY1

Medium Temperature Refrigeration, Cooling Only, Heating Only			LRYEN	10AY1
Parameters at part load and ambient temp. 25°C (Point B)				- - -
Parameters at part load and ambient temp. 25°C (Point B)				- - -
Dimensions	Unit	HeightxWidthxDepth	mm	1,680x1,930x765
Weight	Unit		kg	563
Heat exchanger	Type			Cross fin coil
Compressor	Type			Hermetically sealed swing compressor
	Output		W	4,600.0
	Piston displacement		m^3/h	6.16
	Starting method			Direct on line (inverter driven)
Fan	Type			Propeller fan
	Quantity			3
	Air flow rate	Cooling Nom.	m^3/min	300
Fan motor	Output		W	750
Sound pressure level	Nom.		dBA	64.0
Refrigerant	GWP			1.0
	Type 2			R-744
	Charge		kg	6.30
	Control			Electronic expansion valve
Power supply	Phase/Frequency/Voltage		Hz/V	3N~/50/380-415

LRYEN10A7Y1+LRNUN5A7Y1 | Compressor 1 | Compressor 2 | Compressor 3 | Factory charge of unit | Only K65 with D.P. 120 bar is allowed to use for AC piping connections. | The safety valve pressure is indicated as gauge pressure. | Only K65 with D.P. 90 bar is allowed to use for refrigeration piping.

INVERTER

CONVENI-PACK

Capacity-up module for CO_2 Conveni-Pack

- Integrates high and low temperature refrigeration and air conditioning (including heating) into one system
- By using heat recovery, optimised controls and state of the art compressor technology, Conveni-pack can reduce annual energy consumption up to 50% or more, compared to conventional systems
- Lower associated CO_2 emissions thanks to the heat pump technology
- Conveni-pack's modular design allows it to be used for smaller as well as larger shops
- The modularity of the Conveni-pack system maximises installation flexibility. Outdoor units can be grouped into blocks or rows, or distributed around the building, to meet individual installation constraints
- The heat extracted from the refrigeration showcases or evaporators can be re-used for comfort heating of the shop at no extra cost
- Low sound level including „night mode" operation

LRNUN-AY1

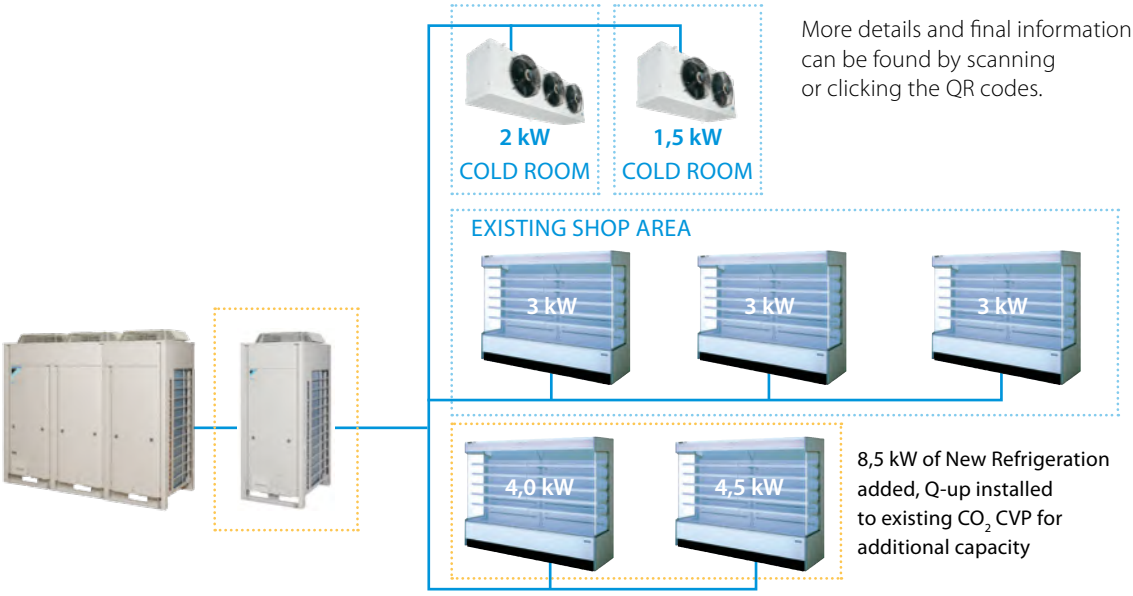

More details and final information can be found by scanning or clicking the QR codes.

LRNUN-AY1

8,5 kW of New Refrigeration added, Q-up installed to existing CO_2 CVP for additional capacity

Model	Refrigeration Capacity*	HR Capacity
DAIKIN CO_2 CVP AC10	3 - 14.5 kW	22 kW

Q-up can also easily be added later, as part of a system upgrade

Model	Refrigeration Capacity*	HR Capacity
DAIKIN CO_2 CVP AC10 + Q-up	3- 21 kW	22 kW

* Refrigeration capacity given under following conditions: Te = -10°C, 10 K SH and ambient = 32°C

Medium Temperature Refrigeration			LRNUN	5AY1
Parameters at part load and ambient temp. 25°C (Point B)				- - -
Parameters at part load and ambient temp. 25°C (Point B)				- - -
Dimensions	Unit	HeightxWidthxDepth	mm	1,680x635x765
Weight	Unit		kg	173
Heat exchanger	Type			Cross fin coil
Compressor	Type			Hermetically sealed swing compressor
	Output		W	4,600.0
	Piston displacement		m^3/h	6.16
	Starting method			Direct on line (inverter driven)
Fan	Type			Propeller fan
	Quantity			1
	Air flow rate	Cooling Nom.	m^3/min	102
Fan motor	Output		W	350
Sound pressure level	Nom.		dBA	65.0 (1)
Refrigerant	GWP			1.0
	Type 2			R-744
	Charge		kg	3.20
	Control			Electronic expansion valve
Power supply	Phase/Frequency/Voltage		Hz/V	3N~/50/380-415

(1)LRYEN10A7Y1+LRNUN5A7Y1 | Compressor 1 | Compressor 2 | Compressor 3 | Factory charge of unit | Only K65 with D.P. 120 bar is allowed to use for AC piping connections. | The safety valve pressure is indicated as gauge pressure. | Only K65 with D.P. 90 bar is allowed to use for refrigeration piping.

CO_2 Round Flow Cassette

360° air discharge for optimum efficiency and comfort

- Automatic filter cleaning results in higher efficiency & comfort and lower maintenance costs.
- Two optional intelligent sensors improve energy efficiency and comfort
- Widest choice ever in decoration panels: designer panels in white (RAL9010) and black (RAL9005) and standard panels in white (RAL9010) with grey louvers or full white
- Bigger flaps and unique swing pattern improve equal air distribution
- Individual flap control: flexibility to suit every room layout without changing the location of the unit!
- Lowest installation height in the market: 214mm for class 20-63
- Optional fresh air intake
- Branch duct discharge allows to optimize air distribution in irregular shaped rooms or to supply air to small adjacent rooms

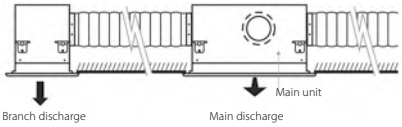

- Standard drain pump with 675mm lift increases flexibility and installation speed

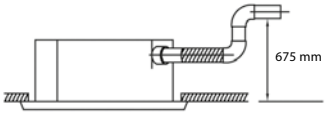

Round flow cassette panel (7 types)
Daikin Round Flow Cassette with 360° airflow, wide flaps and optional intelligent sensors

1) Standard Panel (White & Black)

White standard

Full-White standard

Black standard

2) Auto-cleaning Panel (White & Black)

White auto cleaning

Black auto cleaning

3) Designer Panel (White & Black)

White design panel

Black design panel

More details and final information can be found by scanning or clicking the QR codes.

FXFN-A

				FXFN-A	50	71	112
Capacity (H tap)	Cooling	Nom.		kW	5.6	8.0	12.5
	Heating	Nom.		kW	6.3	9.0	14.0
Dimensions	Unit	HeightxWidthxDepth		mm	246x840x840		288x840x840
Weight	Unit	gross		kg	29		32
		net		kg	26		29
Fan	Type				Turbo fan		
	Quantity				1		
Air flow rate	Cooling/heating		high/medium/low	m^3/h	15.5/12.8/10.7	23.2/19.4/13.8	32.7/27.6/20.6
Fan motor	Output			W			
Sound power level	Cooling			dBA	53	58	63
Sound pressure level	Cooling	high/medium/low		dBA	35/33/31 (4)	40/36/33 (4)	46/43/38 (4)
	Heating	high/medium/low		dBA	36/34/31 (1)(4)	41/37/33 (1)(4)	47/44/39 (1)(4)
Piping connection	Brazing type		Liquid	mm	9.52		
			Gas	mm	12.7		
Operation range	Indoor	Cooling		°C(WB)	14~24 (2)		
		Heating		°C(WB)	15~27		
Refrigerant	Type				R744		
Power supply	Phase/Frequency/Voltage			Hz/V	1~50/60Hz 220~240/220V		

(1) Update of sound pressure level in heating on 2.3.2020 bases on test results (for 71 and 112 class) | (2) update of Cooling max (25 -> 24°C) operation range on 2.3.2020 based on test result | (3) The panel lineup is the same as the existing machine lineup | (4) Sound of designer panel: +3dB

NEW BEV2N-A

Expansion valve box

EV Box

› EV Box is the unit which include EV & Control
› 1 unit of EV box must be used toghether with 1 unit of CO_2 Cassette.

EV Box

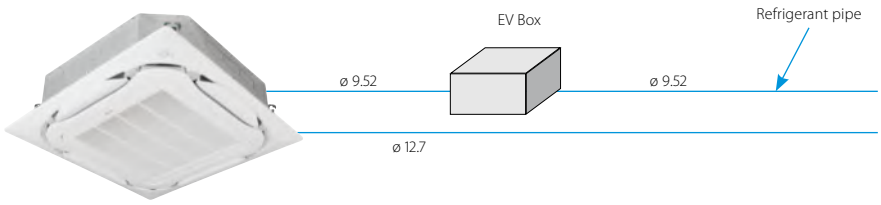

CO_2 Cassette

Combination with Cassette Indoor unit

Cassette indoor unit / EV Box	FXFN50A2VEB	FXFN71A2VEB	FXFN112A2VEB
BEV2N112A7V1B	✓	✓	✓

Specifications			BEV2N-A	BEV2N112A7V1B
Power supply				1~, 50/60Hz, 220~240/220V
Dimension	Height	mm		207
	Wide	mm		388
	Depth	mm		326
Mass	Unit	kg		12 (Tentative)
Refrigerant Type				R744 (CO_2)
Piping connections Liquid	Type			Brazing
	OD	mm		ø 9.52

Concealed ceiling unit with medium ESP for CO_2 Conveni-pack

To respond to all shop requirements for comfort cooling and heating, a wide range of air conditioning indoor units are available

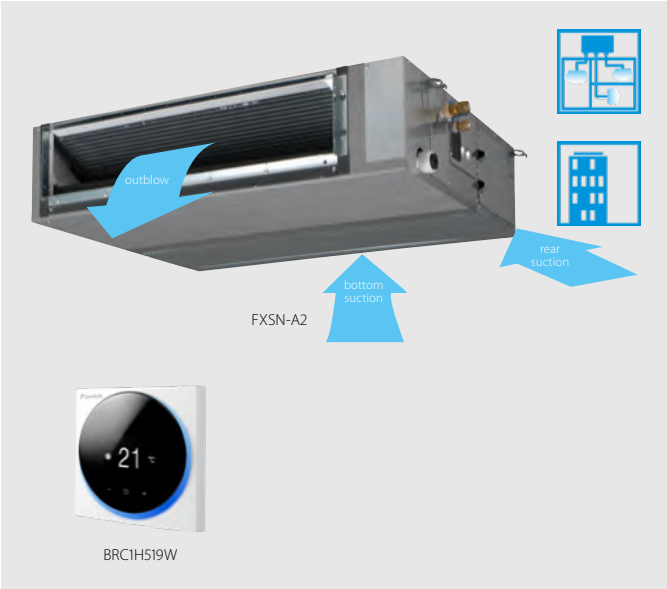

› Slimmest unit in class, only 245mm (300mm built-in height) and therefore narrow ceiling voids are no longer a challenge

› Medium external static pressure up to 150Pa facilitates using flexible ducts of varying lengths
› Possibility to change ESP via wired remote control allows optimisation of the supply air volume
› Discretely concealed in the wall: only the suction and discharge grilles are visible
› Multi zoning kit allows multiple individually-controlled climate zones to be served by one indoor unit
› Reduced energy consumption thanks to specially developed DC fan motor and drain pump
› Optional fresh air intake

Fresh air intake opening in casing

* Brings in up to 10% of fresh air into the room

Optional fresh air intake kit

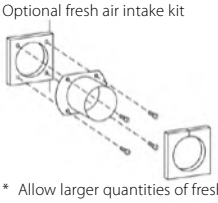

* Allow larger quantities of fresh air to be brought in

› Flexible installation: air suction direction can be altered from rear to bottom suction and choice between free use or connection to optional suction grilles

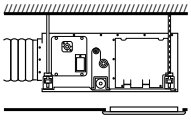

For free use into a false ceiling

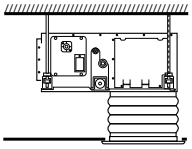

For connecting onto a suction canvas (not supplied by Daikin)

› Standard built-in drain pump with 625mm lift increases flexibility and installation speed

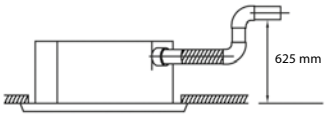

Automatic Airflow Adjustment function

Automatically selects the most appropriate fan curve to achieve the units' nominal air flow within ±10%

Why?

After installation the real ducting will frequently differ from the initially calculated air flow resistance ✳ the real air flow may be much lower or higher than nominal, leading to a lack of capacity or uncomfortable air temperature Automatic Airflow Adjustment function will adapt the unit's fan speed to any ducting automatically (10 or more fan curves are available on every model), making installation much faster

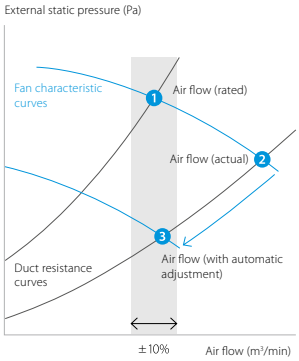

More details and final information can be found by scanning or clicking the QR codes.

FXSN-A2

Indoor unit			FXSN	50A2	71A2	112A2
Cooling capacity	Total capacity	Nom.	kW	5.60	8.00	12.50
Heating capacity	Total capacity	Nom.	kW	6.30	9.00	14.0
Power input - 50Hz	Cooling	Nom.	kW	0.186	0.258	0.388
	Heating	Nom.	kW	0.181	0.253	0.383
Dimensions	Unit	HeightxWidthxDepth	mm	245x700x800	245x1,000x800	245x1,400x800
Weight	Unit		kg	31.0	40.0	50.0
Casing	Material			Galvanised steel plate		
Fan	Air flow rate - 50Hz	Cooling High / Medium / Low	m^3/min	15.2 / 13.0 / 11.0	23.0 / 19.5 / 16.0	36.0 / 31.5 / 26.0
		Heating High / Medium / Low	m^3/min	15.2 / 13.0 / 11.0	23.0 / 19.5 / 16.0	36.0 / 31.5 / 26.0
	External static pressure - 50Hz	Factory set / High	Pa	30 / 150	40 / 150	50 / 150
Air filter	Type			Resin net		
Sound power level	Cooling	At high fan speed	dBA	61	63	66
Sound pressure level	Cooling	High / Medium / Low	dBA	36.0 / 33.0 / 31.0	37.0 / 34.0 / 32.0	40.0 / 38.0 / 34.0
	Heating	High / Medium / Low	dBA	38.0 / 35.0 / 32.0	39.0 / 36.0 / 33.0	42.0 / 40.0 / 38.0
Refrigerant	Type/GWP			R-744/1.0		
Piping connections	Liquid	OD	mm	9.52		
	Gas	OD	mm	12.7		
	Drain			VP20 (I.D. 20/O.D. 26), drain height 625 mm		
Power supply	Phase/Frequency/Voltage		Hz/V	1~/50/60/220-240/220		
Current - 50Hz	Maximum fuse amps (MFA)		A	16		
Control systems	Infrared remote control			BRC4C65 / BRC4C66		
	Wired remote control			BRC1H52W/S/K		

Contains fluorinated greenhouse gases

Modbus communication kit

The Daikin Modbus Communication Interface lets you fully integrate Daikin ZEAS and Daikin CO_2 Conveni-Pack systems with building control automation networks and other monitoring systems.

The interface allows you to read all the operational parameters and control important values using the Modbus protocol on refrigeration and comfort side. This unifying component transforms CO_2 Conveni-Pack into a transparent, customisable refrigeration unit and means that you can create object-specific and energy-optimised shop concepts, including remote monitoring application.

Pro interfaces can be used to connect up to 7 CO_2 Conveni-Pack units.

BRR9B1V1

More details and final information can be found by scanning or clicking the QR codes.

BRR9B1V1

R-410A Conveni-Pack refrigeration system with heat recovery

Refrigeration solution for food retailers featuring award winning technology for heat recovery

- Integrates high and low temperature refrigeration and air conditioning (including heating) into one system
- By using heat recovery, optimised controls and state of the art compressor technology, Conveni-pack can reduce annual energy consumption up to 50% or more, compared to conventional systems
- Lower associated CO_2 emissions thanks to the heat pump technology
- Conveni-pack's modular design allows it to be used for smaller as well as larger shops
- The modularity of the Conveni-pack system maximises installation flexibility. Outdoor units can be grouped into blocks or rows, or distributed around the building, to meet individual installation constraints
- The heat extracted from the refrigeration showcases or evaporators can be re-used for comfort heating of the shop at no extra cost
- Low sound level including „night mode" operation

LRYEQ16AY

Conveni pack, in combination with a ZEAS unit.
This store was nominated by spar as its 'local supermarket of the year', thanks in part to its owner's strategic investment in a key department: Refrigeration.
By installing a Conveni pack in combination with Zeas, it was possible to **save around €10,000 on energy costs each year**, from money that would otherwise have spent on heating. **SPAR, Supermarket.**

More details and final information can be found by scanning or clicking the QR codes.

LRYEQ-AY

Medium Temperature Refrigeration				LRYEQ-AY	16
Cooling capacity	Air conditioning	Nom.		kW	14.0 (1)
	Refrigeration	Nom.		kW	21.8 (2)
Heating capacity	Air conditioning	Nom.		kW	27.0 (3)
	Refrigeration	Nom.		kW	21.8 (4)
Dimensions	Unit	Height		mm	1,680
		Width		mm	1,240
		Depth		mm	765
Weight	Unit			kg	370
Heat exchanger	Type				Cross fin coil
Compressor	Type				Hermetically sealed scroll compressor
	Piston displacement			m^3/h	13.34
	Speed			rpm	6,300
	Output			W	2,500
	Starting method				Direct on line (inverter driven)
	Frequency ON/OFF				Less than 6 times/hour
Compressor 2	Speed			rpm	2,900
	Output			W	3,600
Compressor 3	Speed			rpm	2,900
	Output			W	4,500
Fan	Type				Propeller fan
	Quantity				2
	Air flow rate	Cooling	Nom.	m^3/min	230
Fan motor	Output			W	750
	Drive				Direct drive
Sound pressure level	Nom.			dBA	62.0
Operation range	Evaporator	Cooling	Min.~Max.	°CDB	-20~10
	Cooling	Ambient	Min.~Max.	°CDB	-5~43
	Heating	Ambient	Min.~Max.	°CDB	-15~21
Refrigerant	Type				R-410A
	GWP				2,087.5
	Charge			kg	11.5
				TCO_2eq	24.0
	Control				Electronic expansion valve
Power supply	Phase/Frequency/Voltage			Hz/V	3~/50/380-415

(1) Cooling priority mode: indoor temp. 27°CDB, 19°CWB; outdoor temp. 32°CDB; piping length: 7.5m; level difference: 0m (2) Cooling priority mode: evaporating temp. -10°C; outdoor temp. 32°CDB; Suction SH: 10°C (3) Heat recovery 100% mode: indoor temp. 20°CDB; outdoor temp. 7°CDB, 6°CWB; refrigeration load 18kW; piping length: 7.5m; level difference: 0m (4) Saturated temperature equivalent to suction pressure (refrigeration side): -10°C (under chilled condition); connection capacity for indoor air conditioner: 10HP, when heat recovery is 100%

Indoor units and Biddle air curtains for connection to R-410A Conveni-Pack

To respond to all shop requirements for comfort cooling and heating, a wide range of air conditioning indoor units and Biddle air curtains are available.

Capacity class (kW)

Model	Product name	50	63	71	80	100	125	140	200	250
Cooling capacity (kW)[1]		5.6	7.1	8.0	9.0	11.2	14.0	16.0	22.4	28.0
Heating capacity (kW)[2]		6.3	8.0	9.0	10.0	12.5	16.0	18.0	25.0	31.5
Round flow cassette	FXFQ-A	●	●		●	●	●			
2-way blow ceiling mounted cassette	FXCQ-A	●	●		●		●			
Ceiling mounted corner cassette	FXKQ-MA		●							
Concealed ceiling unit with inverter driven fan	FXSQ-A	●	●		●	●	●			
Concealed ceiling unit with inverter driven fan	FXMQ-P7	●	●		●	●	●			
Large concealed ceiling unit	FXMQ-MB								●	●
Ceiling suspended unit	FXHQ-A		●			●				
4-way blow ceiling suspended unit	FXUQ-A			●		●				
Floor standing unit	FXLQ-P	●	●							
Concealed floor standing unit	FXNQ-A	●	●							

Capacity class (kW)

Model	Product Name	80	100	125	140	200	250
Heating capacity (kW)[2]		7.4 - 9.2	11.6 - 13.4	15.6	16.2 - 19.9	29.4	29.4 - 31.1
Biddle air curtain free hanging	CYVS-DK	●	●	●	●	●	●
Biddle air curtain cassette	CYVM-DK	●	●	●	●	●	●
Biddle air curtain recessed	CYVL-DK	●	●	●	●	●	●

[1] Nominal cooling capacities are based on: indoor temperature: 27°CDB / 19°CWB, outdoor temperature: 35°CDB, piping length: 7,5m, level difference: 0m

[2] Nominal heating capacities are based on: indoor temperature: 20°CDB, outdoor temperature: 7°CDB / 6°CWB, piping length: 7,5m, level difference: 0m

Booster unit for R-410A

- A booster unit allows to connect freezer showcases / rooms to ZEAS and Conveni-Pack outdoor units
- Reduced piping requirements, from 4 to 2 pipes, compared to a conventional system
- Low sound mode available reducing sound emissions significantly without giving in on Refrigerating capacity

LCBKQ3AV1

More details and final information can be found by scanning or clicking the QR codes.

LCBKQ-AV1

Booster with ZEAS:

MEDIUM + LOW TEMPERATURE refrigeration

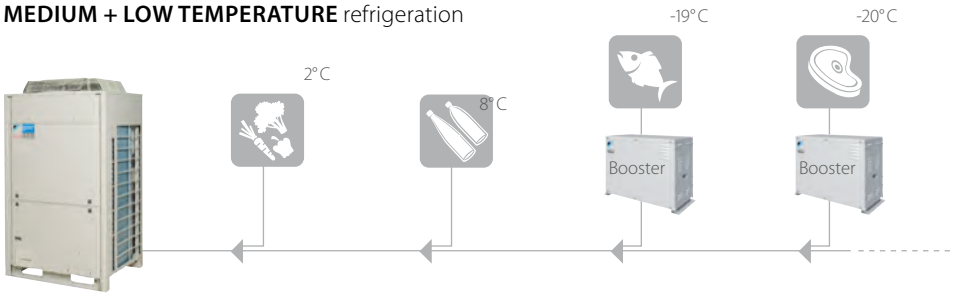

Booster with R-410A Conveni-Pack:

MEDIUM + LOW TEMPERATURE refrigeration + space air conditioning + Biddle air curtain

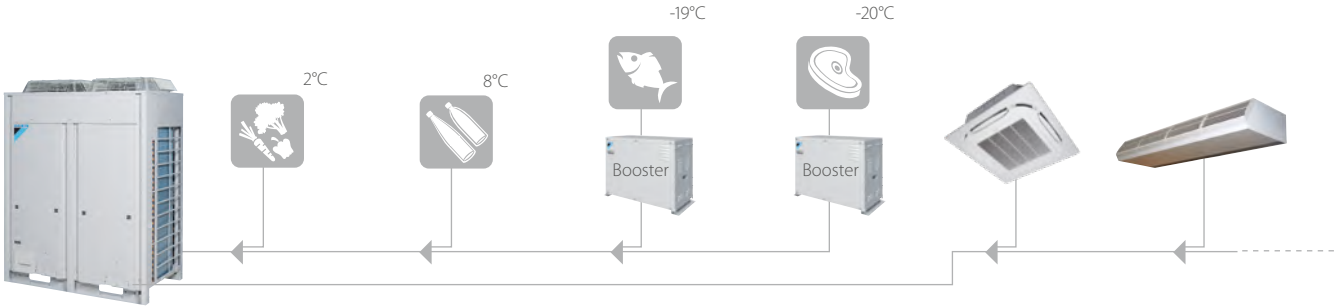

Low Temperature Refrigeration				LCBKQ-AV1	3
Refrigerating capacity	Low temperature		Nom.	kW	3.35 (1)
Dimensions	Unit	Height		mm	480
		Width		mm	680
		Depth		mm	310
Weight	Unit			kg	47
Compressor	Type				Hermetically sealed swing compressor
	Piston displacement			m^3/h	10.16
	Number of revolutions			rpm	6,540
	Output			W	1,300
	Starting method				Direct on line (inverter driven)
	Frequency ON/OFF				Less than 6 times/hour
Fan	Type				Propeller fan
	Air flow rate	Cooling	Nom.	m^3/min	1.6
Operation range	Evaporator	Cooling	Min.~Max.	°CDB	-45~-20
	Ambient temperature	Min.~Max.		°C	-15~43
Refrigerant	Type				R-410A
	GWP				2,087.5
	Control				Electronic expansion valve
Piping connections	For outdoor unit	Liquid	OD	mm	6.35
	To indoor unit	Liquid	OD	mm	6.35
	For indoor unit	Gas	OD	mm	15.9
	To outdoor unit	Gas	OD	mm	9.5
Power supply	Phase/Frequency/Voltage			Hz/V	1~/50/220-240

(1) Evaporating temp. -35°C; outdoor temp. 32°C; suction SH 10K; saturated temp. to discharge pressure of booster unit -10°C

Medium temperature with air conditioning

Mini racks

☑ MT + Air conditioning
(with or w/o condenser) — 1+2 (max. 3)

FNB FNV58 1.560 mm	18 kW 27 kW 45 kW

Racks

☑ MT + Air conditioning
(with or w/o condenser) — 2+2 (max. 4)

FCCE 2.120 mm	18 kW 40 kW 52 kW
FCZ 3E FCZ 4E 2.120 mm	18 kW 50 kW 74 kW

☑ MT + Air conditioning
(with or w/o condenser) — 2+3 (max. 5)

FCZ4F 2.660 mm	36 kW 70 kW 85 kW
FCZ4G FCCG 3.060 mm	36 kW 93 kW 108 kW

Duplex racks

☑ MT + Air conditioning
(with or w/o condenser) — 5+4 (max. 9)

FUJ 4.000 mm	115 kW 230 kW 250 kW

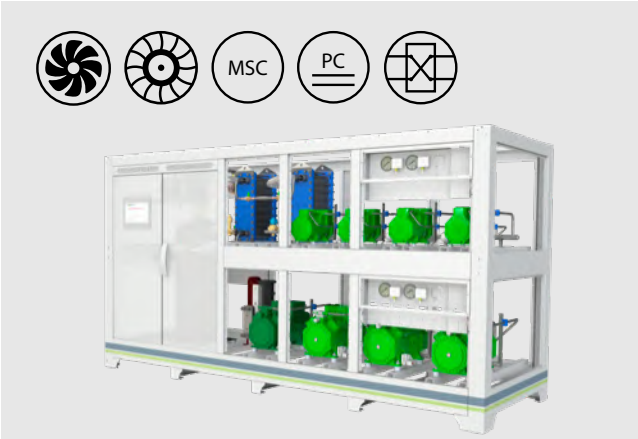

Conditions: LT: Tev.: -35°C SH: 8°K
MT: Tev.: -10°C SH: 8°K
Clime: Tev. med: 5°C SH: 8°K

Low temperature with air conditioning

Racks

☑ MT + LT + Air conditioning (with or w/o condenser) — 1+2+1 (max. 4)

FCCE FCZ3E FCZ4E 2.120 mm	9 kW 30 kW 30 kW 52 kW
	9 kW 30 kW 50 kW 74 kW

☑ MT + LT + Air conditioning (with or w/o condenser) — 1+2+2 (max. 5)

FCZ4F 2.660 mm	9 kW 30 kW 60 kW 85 kW
FCZ4G 4.000 mm	9 kW 30 kW 70 kW 108 kW
FCCG 3.060 mm	

Duplex racks

☑ MT + LT + Air conditioning (with or w/o condenser) — 2+3+4 (max. 9)

FUJ 4.000 mm	18 kW 100 kW 200 kW 250 kW

LT | MT | Clime | Global | MSC Mechanical subcooler | PC Parallel compressor | Heating interchanger | Axial | Radial

Other products

Evaporators with or without TEV for different operations and refrigerants

General features:

- Capacity for LT/MT cooling: 0,5 to 213 kW
- Ambient/cooling room temperature range: - 40°C - +25°C
- Refrigerants: R134A a, R 449A, R448A, R452A R407F, R 407A
- Fin distance: from 3 mm to 11 mm
- Fin materials: Al
- Tube materials: Cu
- Conditions:
  MT: Ambient temperature: 35°C Evp. Temperature: -10°C
  LT: Ambient temperature: 35°C Evp. Temperature: -35°C

Options:

- Electric defrost heating
- Hot gas defrost
- Drain pan heating
- Fan ring heater
- High efficient EC fans
- Wiring on terminal box
- Included valves and regulation
- Fin materials AISI 304, AISI 316
- Tube materials AISI 304, AISI 316
- Casing in stainless steel (Inox)

Types:

- flat evaporator
- double flow
- cubic design
- Evaporator only
- Evaporator + EEV/TEV
- Evaporator + EEV/TEV + electronic controller

For technical selection, prices, accessories and delivery time please use the Zanotti software and contact our technical department. We are happy to help you.

Dimensions

Flat

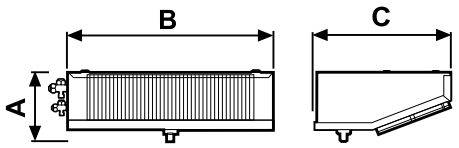

mm	A	B	C
201	215	614	410
202	215	1,034	410
203	215	1,614	410
232	150	713	455
301	300	910	690
302	300	1,530	690
303	300	2,150	690
304	300	2,770	690
305	300	3,390	690

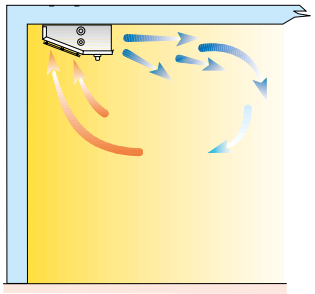

Double flow

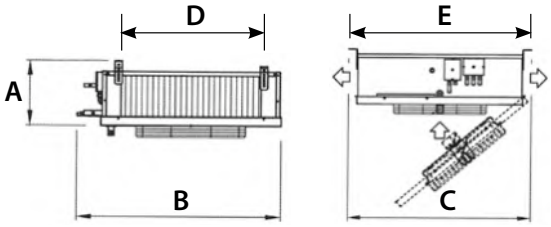

mm	A	B	C	D	E
231	171	579	585	293	600
232	171	889	585	603	600
233	171	1,199	585	913	600
234	171	1,509	585	1,223	600
352	300	1,671	995	1,214	1,065
353	300	2,291	995	1,834	1,065
354	300	2,911	995	2,454	1,065
355	300	3,531	995	3,074	1,065

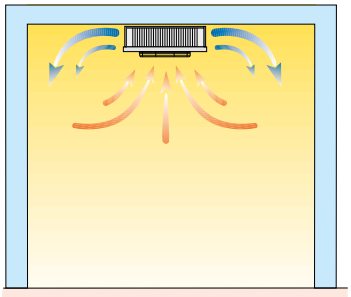

Cubic

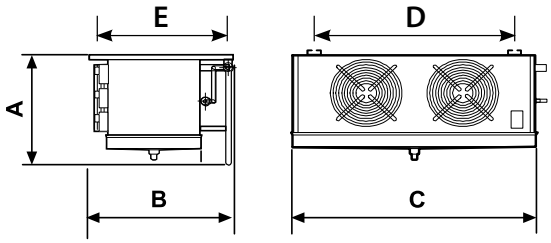

mm	A	B	C	D	E
301	420	480	789	495	345
302	420	480	1,254	960	345
303	420	480	1,719	1,425	345
HEU351	545	690	805	605	540
HEU352	530	690	1,220	965	540
HEU353	600	690	1,690	1,370	540
HEU403	620	700	1,840	1,520	545
HEU502	844	992	1,829	1,526	740
SKC352	490	606	1,614	1,270	450
SKC353	490	606	2,234	1,890	450
SKC452	610	650	2,032	1,680	510
SKC503	800	830	3,350	2,760	675

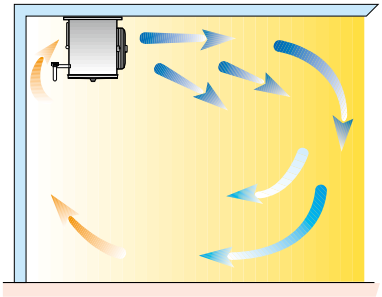

Other Monoblocks

Model			Capacity range
Small- Monoblock for wall mounting. These units are perfect for cold rooms built on trailers and therefore liable to continuous moving. For small to medium-sized cold rooms. AS-R, AS-E	› Standard refrigerant: • MT: R404A, R134a • LT: R290, R1270 › Defrost: hot gas › Compressor type: Hermetic › Refrigerated volume (R404A): • MT (0°C): 73m³ ~182m³ • LT (-20°C): 48m³ ~ 158m³		0° 5,906 kW ~ 11,872 kW -20° 4,113 kW ~ 8,755 kW Referring refrigerant R404A
Large- Monoblock for shock freezing. Direct mounting through the wall and outside installation without any protection. For medium and large-sized cold rooms. RS	› Standard refrigerant: • MT: R404A, R134a • LT: R407F › Defrost: Electric › Compressor type: Hermetic, semi-hermetic › Refrigerated volume: • MT (0°C): 19m³ ~ 951m³ • LT (-20°C): 9.4m³ ~ 1, 130m³ › Multi temperature (+5°C ~ -25°C) and freezing versions (-30°C ~ -50°C) available		0° 1,914 kW ~ 40,157 kW -20° 1,447kW ~ 36,025 kW Referring refrigerant R404A
Large- Monoblock for shock freezing. Duct connection. Direct mounting through the wall and floor standing outside installation without any protection. For large-sized cold rooms. BX	› Standard refrigerant: • MT: R404A, R134a • LT: R452A › Defrost: Electric › Compressor type: Semi-Hermetic › Refrigerated volume: • MT (0°C): 1,137m³ ~ 1,949m³ • LT (-20°C): 838m³ ~ 1,938m³ › Multi temperature (+5°C ~ -25°C) and freezing versions (-30°C ~ -50°C) available		0° 42,266kW ~63,311 kW -20° 28,522kW ~51,514kW Referring refrigerant R404A

C° Cooling capacity

External reference temperature: 35°C

For technical selection, prices, accessories and delivery time please use the Zanotti software and contact our technical department. We are happy to help you.

Other Bi-blocks

Model			Capacity range
Small- Bi-Block with cubic evaporator. For medium-sized cold rooms Low noise condensing unit and evaporator with accessories installed, supplied without piping. Thermostativ expansion valve and remote control panel. Suitable for outdoor use. DB-S	› Refrigerant: • MT: R404A, R134a • LT: R407F › Defrost: Electric › Compressor type: Hermetic › Refrigerated volume: • MT (0°C): 7.6m^3 ~ 256m^3 • LT (-20°C): 2.8m^3 ~ 270m^3 › Multi temperature (+5°C ~ -25°C) version available		0° 1,088 kW ~ 12,973kW -20° 0.720 ~ 11,841kW Referring refrigerant R404A
Bi-Block with cubic evaporator for medium and big sized cold rooms. Condensing unit and evaporator supplied with accessories. Suitable for outdoor installation without any protection. DB-D	› Refrigerant: • MT: R404A, R134a • LT: R407F › Defrost: Electric › Compressor type: Hermetic, semi-hermetic › Refrigerated volume: • MT (0°C): 19m^3 ~ 1,949m^3 • LT (-20°C): 9.4m^3 ~ 1,938m^3 › Multi temperature (+5°C ~ -25°C) and freezing versions (-30°C ~ -50°C) available		0° 1,914kW ~ 63,311kW -20° 1,447kW ~ 51,514kW Referring refrigerant R404A

C° Cooling capacity

External reference temperature: 35°C

For technical selection, prices, accessories and delivery time please use the Zanotti software and contact our technical department. We are happy to help you.

Other

Model			Capacity range
Small Mono and Bi-Block seasoning conditioner unit for meat and cheeses maturity process. Equipped with an electronic temperature and humidity control system, complete with the operation and standby times. SAR models are used for the resting time of raw hams. SAS - SAR	› Standard Refrigerant: • MT: R134a, R404A › Defrost : hot gas › Compressor type: hermetic › Refrigerated volume: • Drying room: 5m³ - 45m³ • Seasoning room: 20m³ - 160m³	 mono-block Bi-block	+10° ~ -5° 2.8kW - 7.6kW +25° ~ +10° 2.9kW - 18.5kW Referring refrigerant R404A
Large mobile grain process and seasoning conditioner DUK	› Refrigerant: • R404A - R407F - R134a › Defrost: Hot gas › Compressor type: Hermetic		+25° ~ +10° 31kW - 129.4kW *with refrigerant R404A Referring refrigerant R404A
Water Chiller available in 1 or 2 circuits to cool glycol water with different ranges of temperature. Air condenser, welded plate gas and liquid heat exchanger, electronic control panel. ZC	› Standard Refrigerant: • MT: R134a, R404A, R407C › Compressor type: semi-hermetic or scroll		-5° 19.4 kW to 197 kW Ethilenic glycole 25%, air condensation 35°C -10° 16.3 kW to 165.2 kW Ethilenic glycole 25%, air condensation 35°C -15° 13.3 kW to 86 kW Ethilenic glycole 25%, air condensation 35°C -20° 10.6 kW to 69.1 kW Ethilenic glycole 25%, air condensation 35°C Referring refrigerant R404A
Large Mono and Bi-Block seasoning conditioner unit for meat and cheeses maturity process. Suitable for medium to large industrial cooling cells. The air treatment unit (AISI304 stainless steel) is placed on the floor inside the cooling environment and contains all the cooling and electrical equipment. Control is done via the station that supervises: › temperature and humidity levels › airflow inside the cell (by means of ducts) UAV - USV	› Standard Refrigerant: • MT: R134a, R404A, R407F › Drying room: 20m³ - 480m³ › Seasoning room: 75m³ - 1,600m³ › Compressor type: hermetic or semi-hermetic	 	+25° ~ +10° 6.9kW - 155.8kW Referring refrigerant R404A
Open frame condensing units with Bitzer semi hermetic compressor ZH	› Standard refrigerants: • R134a, R407H, R449A › Other refrigerants upon request › Semi hermetic Bitzer compressor › Liquid receiver with safety pressure relief valve for PED units › Many different options and accessories available upon request.		-10° 2.3 kW to 44 kW -30° 1.5 kW to 31.5 kW

C° Cooling capacity

External reference temperature: 35°C

For technical selection, prices, accessories and delivery time please use the Zanotti software and contact our technical department. We are happy to help you.

Options

Options

for ZEAS and Conveni-Pack

		CO_2 Conveni-Pack		Conveni-Pack	ZEAS							Multi-ZEAS	
		LRYEN10AY1	LRNUN5AY1	LRYEQ16AY	LREQ5BY1	LREQ6BY1	LREQ8BY1	LREQ10BY1	LREQ12BY1	LREQ15BY1	LREQ20BY1	LREQ15BY1Rx2	LREQ20BY1Rx2
Digital pressure gauge kit		-		BHGP26A1									
Pressure gauge kit		-			KHGP26B140								
Pressure Reduction Kit		EKPRV1		-									
Snowbreak hood*	(a+b+c+d) kit	KPS26C504	KPS26C160	KPS26C504	KPS26C160		KPS26C280			KPS26C504			
	a. Air outlet	KPS26C504T (left side)	KPS26C160T	KPS26C504T	KPS26C160T		KPS26C280T			KPS26C504T			
	b. Air inlet (left)	KPS26C504B	-	KPS26C504L	KPS26C504L								
	c. Air inlet (right)	KPS26C504L	KPS26C160L	KPS26C504R	KPS26C504R								
	d. Air inlet (rear)	KPS26C504R	KPS26C160R	KPS26C504B	KPS26C160B		KPS26C280B			KPS26C504B			
	Air outlet	KPS26C160T (right side)	-										
	Air inlet (rear)	KPS26C160B (right side)	-										
Central drain pan kit		-		KWC26C450**	KWC26C160		KPS26C280			KPS26C450		KPS26C450*** x2	
Modbus communication kit		BRR9B1V1		BRR9A1V1								BRR9A1V1****	
Booster unit		-		LCBKQ3AV19								-	
Suction branch pipe for multi		-										EKHRQZM*****	
Refnet header		-		KHRQM22M29H8									
		-		KHRQ22M64H8									
		-		KHRQM22M75H8									
Refnet joint		-		KHRQ22M20TA8									
		-		KHRQ22M29T9									
		-		KHRQ22M64T8									
		-		KHRQ22M75T8									
intelligent touch Controller		DSC601C51			-								
intelligent touch Manager		DCM601A51			-								

SEE NEXT PAGE

SEE NEXT PAGE

* Snowbreak hoods are field-supplied. For technical drawings and more information, contact your dealer. It is recommended to install a snowbreak hood when regular snowfall occurs.
** In cold areas, provide a drain pan heater (field supply) to prevent drained water from freezing up in the drain pan *** required for each module
**** software update required (to be executed during commissioning) ***** mandatory

Digital pressure gauge kit

BHGP26A1

The digital measurement display allows you to diagnose a unit at a glance and it can be used with all ZEAS and R-410A Conveni-Pack systems.

- Digital measurement display for fixed installation or service applications.
- Displays high and low pressure.
- Displays error codes in the event of a fault.
- Displays up to 32 operating parameters.
- Displays error code history (last three).
- Scrolls and stores output values.
- Automatically returns to normal operating display mode.

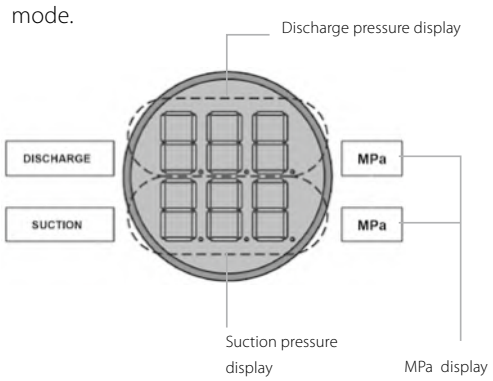

BHGP26A1

Modbus communication kit

BRR9A1V1

The Daikin Modbus Communication Interface lets you fully integrate Daikin ZEAS and Daikin R-410A Conveni-Pack systems with building control automation networks and other monitoring systems.

The interface allows you to read all the operational parameters and control important values using the Modbus protocol. This unifying component transforms ZEAS and Conveni-Pack into a transparent, customisable refrigeration unit and means that you can create object-specific and energy-optimised shop concepts, including remote monitoring application.

Pro interfaces can be used to connect up to 32 ZEAS units, and are also suitable for use with R-410A Conveni-Pack systems and the Booster.

BRR9AV1

Control values

- Target evaporation temperature
- Low pressure level for on and off points
- Forced stop
- Error messages can be cancelled remotely

Display values

- Model information and operating status
- Refrigerant operating pressure and temperatures
- Electrical operating data and temperatures for components
- Target values
- Fan stage and compressor frequency, operating hours
- Warning and error messages as well as system safety functions

Options

Zanotti Uniblock

			GM	SB	AS		
					Standard	Transport coldroom	Container
Options which need to be ordered with the unit	Winter kit 1: Condenser fan pressure switch + Crankcase heater + Double defrost solenoid valve	PRS VNT + RES CAR + SOL SBR	•	•			
	Winter kit 2: Condenser fan speed regulator with temperature control+ Double defrost solenoid valve	VVE TER + RES CAR + SOL SBR	•	• (Std on 235)	•	Std on 135	Std on 121, 123, 221, 135
	Winter kit 3: Condenser fan speed regulator with pressure control + Crankcase heater + Double defrost solenoid valve	VVE PRS + RES CAR + SOL SBR	•	•	Std	Std on 235, 335, 340	Std on 235, 335, 340
	Winter kit 4: BEST COP condenser fan speed regulator + Crankcase heater + Double defrost solenoid valve	VVEBCO + RES CAR + SOL SBR	•	•	•	•	•
	Simple low noise housing	INS SEM	•				
	Evaporator cataphoresis treatment	FRS EVP	•	•	•	•	•
	Condensor cataphoresis treatment	FRS CND	•	•	•	•	•
	Zanotti remote control panel with 5 m cable	PAN SNG	•				
	Watercooled condenser	CON ACQ	•	•	•	•	•
	Voltage monitor	MON TEN	•	•	•	•	•
	Phase sequence control	CTR FAS				Only for scroll	
	3 m cable for door heater (for MT only, standard for LT)	RES POR	•	•	•	•	•
	Remote control panel for 2-3-4 units	PAN MUL	•		•		Only for 235, 335, 340
	Audible and visual alarm	ALR SNV	•		•		Only for 235, 335, 340
	Prearrangement for supervising system	KIT SUP	•	•	•	•	•
	Kit long distance (more than 10 meters)	KIT DIS	•				
Option where afterwards installation is possible	Kit for through wall construction	KIT PAN	•	Std	Std	Std	Std

Zanotti Bi-block

			GS	SPO	DBO
Options which need to be ordered with the unit	Simple low noise housing	FRS CND	•		
	Condensate drain electrical heater	RES SCC	X (Std LT)	X (Std LT)	X (Std LT)
	Evaporator cataphoresis treatment	FRS EVP	•	•	•
	Condensor cataphoresis treatment	FRS CND	•	•	•
	Water-cooled condenser	CON ACQ	•	•	•
	Voltage monitor	MON TEN	•	•	•
	3 m micro-switch door cable	MIC POR	•	•	•
	1 m cold room lightning cable	CAV LCE			•
	3 m cable for door heater	RES POR	•	•	•
	Remote control panel for 2-3-4 units	PAN MUL	•	•	•
	Audible and visual alarm	ALR SNV	•	•	•
	Prearrangement for supervising system	KIT SUP	•	•	•
	Kit long distance (more than 10 meters)	KIT DIS	•		
	cold room lamp	KIT LCE	•	•	•

Zanotti Wineblock

			RCV	RDV
Options (Mandatory to be ordered with the unit)	Winter kit 1: Condenser fan pressure switch + Crankcase heater	PRS VNT + RES CAR	•	
	Winter kit 3: Condenser fan speed regulator with pressure control + Crankcase heater	VVE PRS + RES CAR	•	•
	Winter kit 4: BEST COP condenser fan speed regulator + Crankcase heater	VVEBCO + RES CAR	•	•
	Evaporator cataphoresis treatment	FRS EVP	•	•
	Condensor cataphoresis treatment	FRS CND	•	•
	Watercooled condenser	CON ACQ	•	•
	Voltage monitor	MON TEN	•	•
Options (Installation afterwards possible)	Prearrangement for supervising system	KIT SUP	•	•

Zanotti condensing units

		Condensing unit for outdoor installation		Twin condensing unit for outdoor installation with twin-semi hermetic compressors
		with hermetic compressors	with semi hermetic compressors	
RES CAR	Crankcase heater	•	•	•
PRO TRM	Thermal overload protection	•	•	•
VVE BCO	BESTCOP Condenser fan speed controller	•	•	•
VVE PRS	Pressure condenser fan speed controller	•	•	•
VVE TER	Temperature condenser fan speed controller	•	•	•
PRS LPF	LP switch (fixed calibration)	•	•	•
SEP ASP	Suction liquid separator	•	•	•
SEP OIL	Oil separator	•	•	•
VEN RAD	Radial type condenser fans	•	•	•
REG POT	Compressors capacity controller	•	•	•
SOL LIQ	Liquid line solenoid valve	•	•	•
CON ACQ	Watercooled condensation	•	•	•
VLT DIF	Different voltage	•		
FRS CND	Anti-corrosion protection on condenser coil	•	•	•
FRS EVP	Anti-corrosion protection on evaporator coil	•	•	•
IMB FUM	Fumigation according to ISPM15	•	•	•
PRS VNT	Condenser fan pressure switch	•	•	•
PRS HPR	HP switch with auto reset	•	•	•
MON TEN	Voltage monitor	•	•	•
INS SEM	Simple low noise housing	•	•	•
INS DOP	Enhanced low noise housing	•	•	•
QUA ELE	Power control box with magneto thermic switches	•	•	•
RES CAR	Crankcase heater	•	•	•
FQD	Frequency driver		•	•

		Multi compressor condensing unit	
		with scroll/digital scroll compressors	with semi hermetic compressors
INSRD	Closed frame with double layer sound proofing material	•	•
AC&R	Mechanical oil equalization system with oil reserve, oil line filter, pressure reduction valve onto oil reserve	•	•
TRAXOIL	Electronic oil distribution system	•	•
RIC.LIQ.	Oversized liquid receiver	•	•
CFF	Compressors sound shell	•	•
ELC.C	Electronic card EWCM4180 - XC1000D - EWCM9100	•	•



Transport Refrigeration

Product Portfolio

Our transport refrigeration unit range offers reliable and efficient solutions for a wide range of applications and vehicle types. Each unit is designed to minimize your total cost of ownership, configured to your exact needs, manufactured to Daikin's rigorous quality standards, and supported with a service network available 24/7.

VAN			
Direct-Drive		Electric	
Invisible Direct-Drive	Zero Direct-Drive	Invisible Electric	Zero Electric
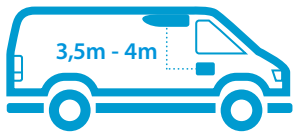	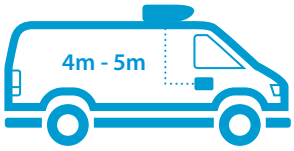	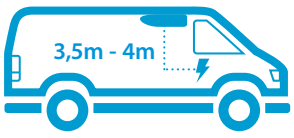	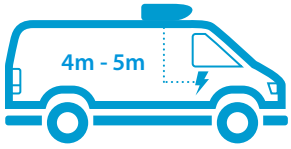
SFZ007 SFZ008 SFZ009	Z200 Z250 Z350 Z380	SFZ009e	Z120b Z200e Z250e Z350e
SFZ009 Multi	Z380 Multi	SFZ009e Multi	Z350e Multi

LIGHT TRUCK	TRUCK	
SFZ	Uno	Uno Undermount
	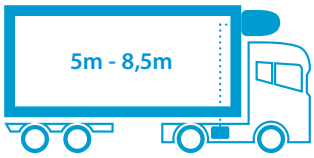	
SFZ238 SFZ248	U600 U800 U1000	UN120
SFZ238 Multi SFZ248 Multi	U800 Multi U1000 Multi	UN120 Multi

VAN
DIRECT-DRIVE

LIGHT TRUCK

VAN
ELECTRIC

TRUCK

Van

Direct-Drive

Invisible Direct-Drive

SFZ007 | SFZ008 | SFZ009 | SFZ009 Multi

Our Invisible range is designed for discreet and efficient transportation of refrigerated products in vans. These units are installed underneath the vehicle chassis, completely invisible from the outside, preserving the aesthetics, original height and aerodynamics of the vehicle, while reducing bodywork. SFZ007, SFZ008 and SFZ009 offer varying refrigeration capacities and volume ratings tuned for different applications. SFZ009 Multi features dual evaporators to enable products with different temperature requirements to be transported in two separate zones.

The Invisible range, with its ultra-thin dimensions make it the ideal choice for customers who need a space-saving solution. A driver-friendly interface in the cabin allows real-time monitoring and control of the unit performance to ensure the cargo is maintained at precisely the right temperature throughout the trip.

Key Features:

- ☑ Multiple temperature zones in the same vehicle (Multi model only)
- ☑ Powered by direct-drive on road, electric grid on stand-by
- ☑ Vehicle access to tight underground areas
- ☑ Under-chassis mounting preserves vehicle aesthetics and aerodynamics
- ☑ Invisible from the outside
- ☑ Low noise
- ☑ User-friendly cabin driver interface
- ☑ Telematics-compatible
- ☑ 2-year standard warranty







		SFZ007		SFZ008		SFZ009		SFZ009 Multi	
General									
Refrigerant	[-]	R134a		R452A					
System net cooling capacity under ATP conditions (30°C ambient temperature)									
	[°C]	0°C	-20°C	0°C	-20°C	0°C	-20°C	0°C	-20°C
Road mode	[W]	1,790	N/A	2,180	1,090	3,250	1,710	2,990	1,580
Stand-by mode	[W]	1,130	N/A	1,580	800	1,900	1,050	1,760	970
Heating capacity									
Road mode	[W]	N/A		1,890		2,790		2,640	
Stand-by mode	[W]	N/A		1,380		1,630		1,580	
Airflow rate									
Airflow rate at 100kPa static pressure	[m³/h]	620		910		840		2x 620	
Weight									
Condenser without electric stand-by	[kg]	25		38		45		45	
Condenser with electric stand-by	[kg]	50		65		75		75	
Evaporator	[kg]	10		14		20.5		2x 10.2	
Road compressor									
Displacement	[cc]	146		146		163		163	

These products contain fluorinated greenhouse gases (R134a GWP=1430 / R452A GWP=2140,5).
Stand-by voltages available: 230/1/50 or 400/3/50
Vehicle voltages available: 12VDC or 24VDC

Provisional engineering data

Zero Direct-Drive

Z200 | Z250 | Z350 | Z380

The Zero range meets the needs of the distribution industry by offering the utmost flexibility in the temperature management of refrigerated products. The extensive direct-drive Zero line-up including Z200, Z250, Z350, and Z380 is designed to meet a wide range of applications in light commercial vehicles.

All Zero models provide easy installation and serviceability. The condensing unit can be mounted on the roof or the front wall of the box, and the ultra-thin evaporator installed in the cargo compartment maximizes cargo volume. A driver-friendly interface in the cabin allows real-time monitoring and control of unit performance to ensure goods are maintained at precisely the right temperature throughout the trip. Our Zero units are setting new standards with their attractive design.

Key Features:

- ☑ Proven reliability and performance
- ☑ Powered by direct-drive on road, electric grid on stand-by
- ☑ Easy to install and service with removable side panels
- ☑ Configurable for a wide range of refrigerated applications in light commercial vehicles
- ☑ Low noise
- ☑ User-friendly cabin driver interface
- ☑ Reduced refrigerant charge and maintenance costs
- ☑ Telematics-compatible
- ☑ 2-year standard warranty

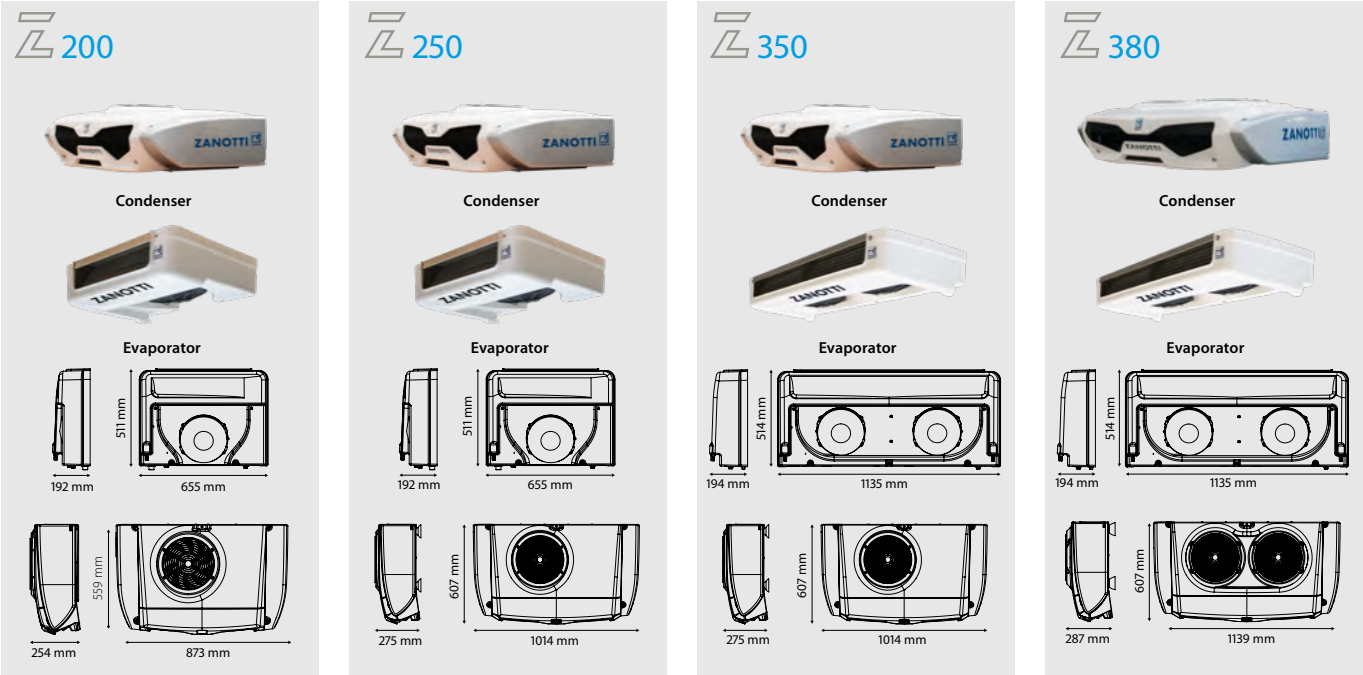

		Z200		Z250		Z350		Z380		Z250		Z380	
General													
Refrigerant	[-]	R452A								R134a			
System net cooling capacity under ATP conditions (30°C ambient temperature)													
	[°C]	0°C	-20°C	0°C	-20°C	0°C	-20°C	0°C	-20°C	0°C	-20°C	0°C	-20°C
Road mode	[W]	2,220	1,170	2,680	1,470	3,350	1,840	3,800	2,020	2,140	N/A	2,920	N/A
Stand-by mode	[W]	1,500	700	2,120	820	2,240	890	2,450	970	1,130	N/A	1,900	N/A
Heating capacity													
Road mode	[W]	2,100		2,500		3,100		3,300		1,930		2,620	
Stand-by mode	[W]	1,300		1,900		2,000		2,200		1,020		1,710	
Airflow rate													
Airflow rate at 100kPa static pressure	[m^3/h]	622		650		1,300		1,300		650		1,300	
Weight													
Condenser without electric stand-by	[kg]	30		36		36		42		34		40	
Condenser with electric stand-by	[kg]	56		72		72		80		70		78	
Evaporator	[kg]	10.2		10.5		19.6		19.6		9		18	
Road compressor													
Displacement	[cc]	131		131		146		146		146		163	

These products contain fluorinated greenhouse gases (R134a GWP=1430 / R452A GWP=2140,5).
Stand-by voltages available: 230/1/50 or 400/3/50
Vehicle voltages available: 12VDC

Zero Direct-Drive Multi-Temp

Z380 Multi

Z380 Multi and Z380 Multi (Narrow Evap) models are designed to meet the modern needs of low environmental impact refrigeration for light commercial vehicles. These units feature additional evaporators to enable transport of products with different temperature requirements in separate zones, available in multiple configurations to adapt to a wide range of applications.

All Zero models provide easy installation and serviceability. The condensing unit can be mounted on the roof or the front wall of the box, and the ultra-thin evaporator installed in the cargo compartment maximizes cargo volume. A driver-friendly interface in the cabin allows real-time monitoring and control of unit performance to ensure goods are maintained at precisely the right temperature throughout the trip. Our Zero units are setting new standards with their attractive design.

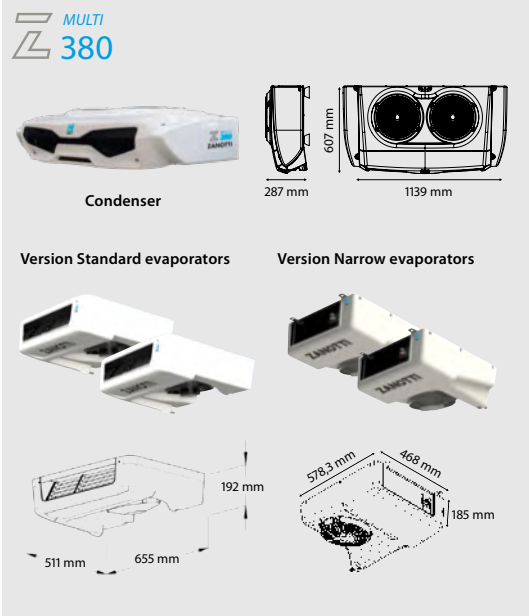

Key Features:

- ☑ Multiple temperature zones in the same vehicle
- ☑ Proven reliability and performance
- ☑ Powered by direct-drive on road, electric grid on stand-by
- ☑ Easy to install and service with removable side panels
- ☑ Configurable for a wide range of refrigerated applications in light commercial vehicles
- ☑ Low noise
- ☑ User-friendly cabin driver interface
- ☑ Reduced refrigerant charge and maintenance costs
- ☑ Telematics-compatible
- ☑ 2-year standard warranty

		Z380 Multi		Z380 Multi (Narrow Evap)	
General					
Refrigerant	[-]	R452A			
System net cooling capacity under ATP conditions (30°C ambient temperature)					
	[°C]	0°C	-20°C	0°C	-20°C
Road mode	[W]	3,450	1,180	3,250	1,310
Stand-by mode	[W]	2,650	920	2,420	1,030
Heating capacity					
Road mode	[W]	3,010		2,630	
Stand-by mode	[W]	1,770		1,520	
Airflow rate					
Airflow rate at 100kPa static pressure	[m³/h]	2x 620		2x 830	
Weight					
Condenser without electric stand-by	[kg]	42		42	
Condenser with electric stand-by	[kg]	80		80	
Evaporator	[kg]	2x 10.2		2x 16	
Road compressor					
Displacement	[cc]	146		146	

These products contain fluorinated greenhouse gases (R452A GWP=2140,5).
Stand-by voltages available: 230/1/50 or 400/3/50
Vehicle voltages available: 12VDC

Provisional engineering data

Van
Electric

Invisible Electric

SFZ009e | SFZ009e Multi

The Invisible Electric range is designed for discreet and efficient transportation of refrigerated products in vans on electric power, both on road and during stand-by. A highly reliable battery-inverter package supplies the power, making the Invisible Electric an ideal choice for full-electric, hybrid, or conventional vehicles.

These units are installed underneath the vehicle chassis, completely invisible from the outside, preserving the aesthetics, original height and aerodynamics of the vehicle, while reducing bodywork. SFZ009e offers varying refrigeration capacities and volume ratings tuned for different applications. SFZ009e Multi features dual evaporators to enable products with different temperature requirements to be transported in two separate zones.

The Invisible range, with its ultra-thin dimensions make it the ideal choice for customers who need a space-saving solution. A driver-friendly interface in the cabin allows real-time monitoring and control of the unit performance to ensure the cargo is maintained at precisely the right temperature throughout the trip.

Key Features:

- ☑ Zero emissions
- ☑ Powered by reliable battery-inverter pack on road, chargeable on electric grid
- ☑ Compatible with full-electric, hybrid or conventional vehicles
- ☑ Multiple temperature zones in the same vehicle (Multi model only)
- ☑ Vehicle access to tight underground areas
- ☑ Under-chassis mounting preserves vehicle aesthetics and aerodynamics
- ☑ Invisible from the outside
- ☑ Low noise
- ☑ User-friendly cabin driver interface
- ☑ Telematics-compatible
- ☑ 2-year standard warranty

		SFZ009e		SFZ009e Multi	
General					
Refrigerant	[-]	R452A			
System net cooling capacity under ATP conditions (30°C ambient temperature)					
	[°C]	0°C	-20°C	0°C	-20°C
Battery mode	[W]	1,900	1,050	1,760	970
Heating capacity					
Road mode	[W]	1,650		1,580	
Airflow rate					
Airflow rate at 100kPa static pressure	[m^3/h]	840		2x 620	
Weight					
Condenser with electric stand-by	[kg]	75		75	
Evaporator	[kg]	20.5		2x 10.2	
Max current					
	[A]	165		170	

These products contain fluorinated greenhouse gases (R452A GWP=2140,5).
Stand-by voltages available: 230/1/50 or 400/3/50
Vehicle voltages available: 12VDC or 24VDC

Provisional engineering data

Zero Electric

Z120b

Z120b is powered by the vehicle battery, with minimal environmental impact and maximum cooling effectiveness ideal for refrigerated transport in vans. The unit can be installed quickly without any mechanical couplings with the vehicle engine, which also minimises power draw and thus emissions.

All Zero models provide easy installation and serviceability. The condensing unit can be mounted on the roof or the front wall of the box, and the ultra-thin evaporator installed in the cargo compartment maximizes cargo volume. A driver-friendly interface in the cabin allows real-time monitoring and control of unit performance to ensure goods are maintained at precisely the right temperature throughout the trip.

Key Features:

- ☑ Low emissions
- ☑ Proven reliability and performance
- ☑ Powered by vehicle battery on road, electric grid on stand-by
- ☑ Compatible with full-electric, hybrid or conventional vehicles
- ☑ Easy to install and service with removable side panels
- ☑ Low noise
- ☑ User-friendly cabin driver interface
- ☑ Reduced refrigerant charge and maintenance costs
- ☑ Telematics-compatible
- ☑ 2-year standard warranty, extendable up to 5 years

		Z120b	
General			
Refrigerant	[-]	R452A	
System net cooling capacity under ATP conditions (30°C ambient temperature)			
	[°C]	0°C	-20°C
Battery mode	[W]	1,300	550
Heating capacity			
Road mode	[W]	1,100	
Airflow rate			
Airflow rate at 100kPa static pressure	[m^3/h]	560	
Weight			
Condenser with electric stand-by	[kg]	64	
Evaporator	[kg]	10.2	
Max current			
	[A]	75	

This product contains fluorinated greenhouse gases (R452A GWP=2140,5).
Stand-by voltages available: 230/1/50 or 400/3/50
Vehicle voltages available: 12VDC



Electric Power Supply

Our power supply packages are designed to match our Invisible Electric and Zero Electric ranges, providing a high level of reliability and customization for the specific vehicle and application needs.

The power supply can be configured as one or two DC lithium-ion batteries, each providing 1,25 to 5,5kW, up to 11kW total; and comes with a robust inverter battery charger.

Key Features:

- ☑ Zero emissions
- ☑ Zero maintenance
- ☑ Automotive-grade design with high reliability
- ☑ Long life with 3500 cycles
- ☑ Fast charging
- ☑ 230VAC power for charging and stand-by operation
- ☑ Bluetooth connection with smartphone app
- ☑ Compatible with telematics, for remote battery monitoring
- ☑ Optional connection to vehicle DC battery for supplementary power supply
- ☑ Optional auxiliary input for external power supply

Battery Charger
Z120b only

Inverter Battery Charger
SFZ009e / Z200e / Z250e / Z350e / Z350e Multi

Zero Electric

Z200e | Z250e | Z350e | Z350e Multi

The Zero range meets the needs of the distribution industry by offering the utmost flexibility in the temperature management of refrigerated products. Zero Electric is designed to meet a wide range of applications in light commercial vehicles on electric power, both on road and during stand-by. A highly reliable battery-inverter package supplies the power, making Zero Electric an ideal choice for full-electric, hybrid, or conventional vehicles.

Z200e, Z250e and Z350e offer varying refrigeration capacities and volume ratings tuned for different applications. Z350e Multi features additional evaporators to enable transport of products with different temperature requirements in separate zones.

All Zero models provide easy installation and serviceability. The condensing unit can be installed as top-mount on the roof of the box or nose-mount on the front wall of the box, and the ultra-thin evaporator installed in the cargo compartment maximizes cargo volume. A driver-friendly interface in the cabin allows real-time monitoring and control of unit performance to ensure goods are maintained at precisely the right temperature throughout the trip. Our Zero units are setting new standards with their attractive design.

Key Features:

- ☑ Zero emissions
- ☑ Powered by reliable battery-inverter pack on road, chargeable on electric grid
- ☑ Compatible with full-electric, hybrid or conventional vehicles
- ☑ Multiple temperature zones in the same vehicle (Multi model only)
- ☑ Proven reliability and performance
- ☑ Easy to install and service with removable side panels
- ☑ Low noise
- ☑ Configurable for a wide range of refrigerated applications in light commercial vehicles
- ☑ User-friendly cabin driver interface
- ☑ Reduced refrigerant charge and maintenance costs
- ☑ Telematics-compatible
- ☑ 2-year standard warranty

Z200e | Z250e | Z350e | Z350e Multi

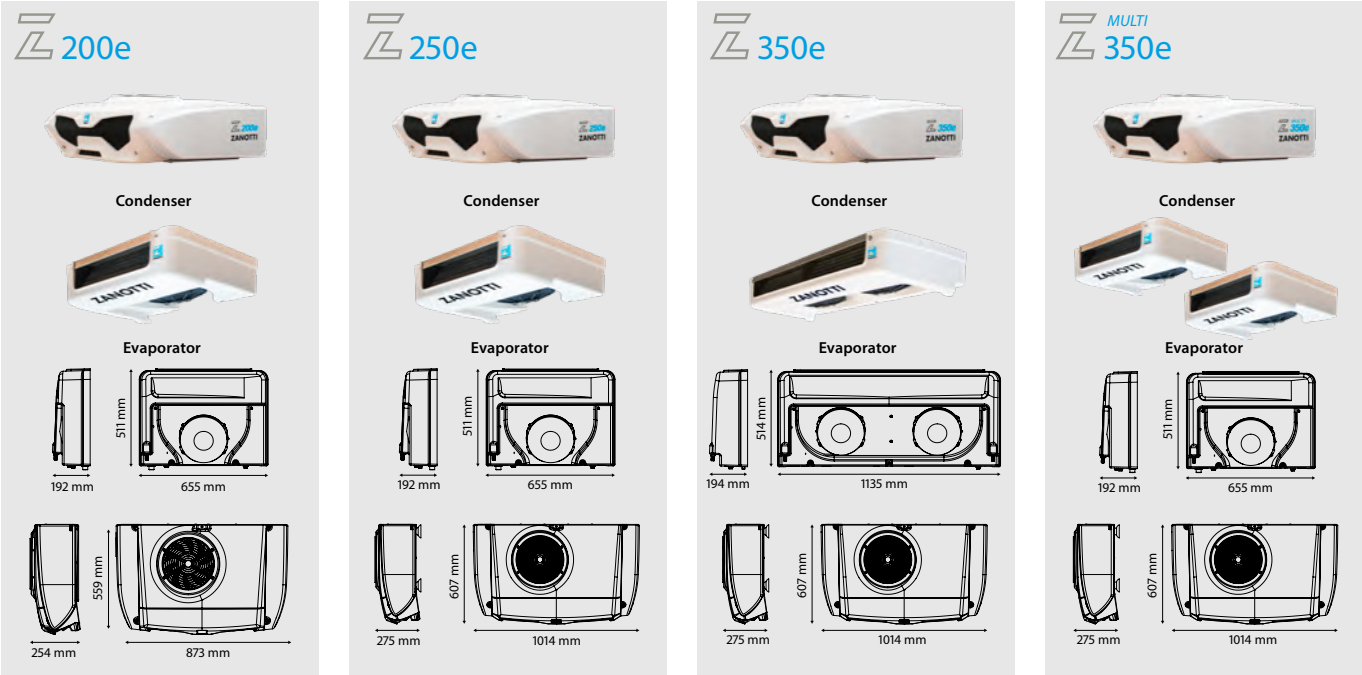

		Z200e		Z250e		Z350e		Z350e Multi	
General									
Refrigerant	[-]	R452A							
System net cooling capacity under ATP conditions (30°C ambient temperature)									
	[°C]	0°C	-20°C	0°C	-20°C	0°C	-20°C	0°C	-20°C
Battery mode	[W]	1,400	700	1,700	800	1,900	1,150	1,850	1,100
Heating capacity									
Road mode	[W]	1,200		1,500		1,650		1,600	
Airflow rate									
Airflow rate at 100kPa static pressure	[m³/h]	620		650		1300		2x 620	
Weight									
Condenser with electric stand-by	[kg]	54		70		70		70	
Evaporator	[kg]	10.2		10.5		19.6		2X 10.2	
Max current									
	[A]	100		159		166		171	

These products contain fluorinated greenhouse gases (R452A GWP=2140,5).
Stand-by voltages available: 230/1/50 or 400/3/50
Vehicle voltages available: 12VDC or 24VDC

Provisional engineering data

Light Truck

SFZ

SFZ238 | SFZ248

SFZ is a robust direct-drive solution for refrigerated transport on light to medium trucks. It is a proven design optimized for energy-efficiency, low noise, and easy-to-service transport of temperature-controlled goods in medium sized boxes.

SFZ238 and SFZ248 are designed as nose-mount, installed on the front wall of the box, with multiple configurations of evaporators and fans to meet the requirements of a wide range of vehicle types and applications. A driver-friendly interface in the cabin allows real-time monitoring and control of unit performance to ensure goods are maintained at precisely the right temperature throughout the trip.

Key Features:

- ☑ Proven reliability and performance
- ☑ Powered by direct-drive on road, electric grid on stand-by
- ☑ Easy to install and service, light weight
- ☑ Low noise
- ☑ Configurable for a wide range of refrigerated applications in light to medium trucks
- ☑ User-friendly cabin driver interface
- ☑ Telematics-compatible
- ☑ 2-year standard warranty

		SFZ238		SFZ248	
General					
Refrigerant	[-]	R452A			
System net cooling capacity under ATP conditions (30°C ambient temperature)					
	[°C]	0°C	-20°C	0°C	-20°C
Road mode	[W]	4,700	2,470	5,200	2,700
Stand-by mode	[W]	3,830	2,010	4,350	2,100
Heating capacity					
Road mode	[W]	3,990		4,540	
Stand-by mode	[W]	3,310		2,800	
Airflow rate					
Airflow rate at 100kPa static pressure	[m^3/h]	1,670		3,340	
Weight					
Condenser without electric stand-by	[kg]	70		77	
Condenser with electric stand-by	[kg]	128		143	
Evaporator	[kg]	26.5		42.5	
Road compressor					
Displacement	[cc]	163		215	

These products contain fluorinated greenhouse gases (R452A GWP=2140,5).
Stand-by voltages available: 230/1/50 or 400/3/50
Vehicle voltages available: 12VDC or 24VDC

Provisional engineering data

SFZ Multi-Temp

SFZ238 Multi | SFZ248 Multi

Our SFZ Multi-Temp range is designed to meet the modern needs of refrigeration for light to medium trucks. These units feature additional evaporators to enable transport of products with different temperature requirements in separate zones, available in multiple configurations to adapt to a wide range of applications. It is a proven design optimized for energy-efficiency, low noise, and easy-to-service transport of temperature-controlled goods in medium-sized boxes.

SFZ238 Multi and SFZ248 Multi are designed as nose-mount, installed on the front wall of the box. A driver-friendly interface in the cabin allows real-time monitoring and control of unit performance to ensure goods are maintained at precisely the right temperature throughout the trip.

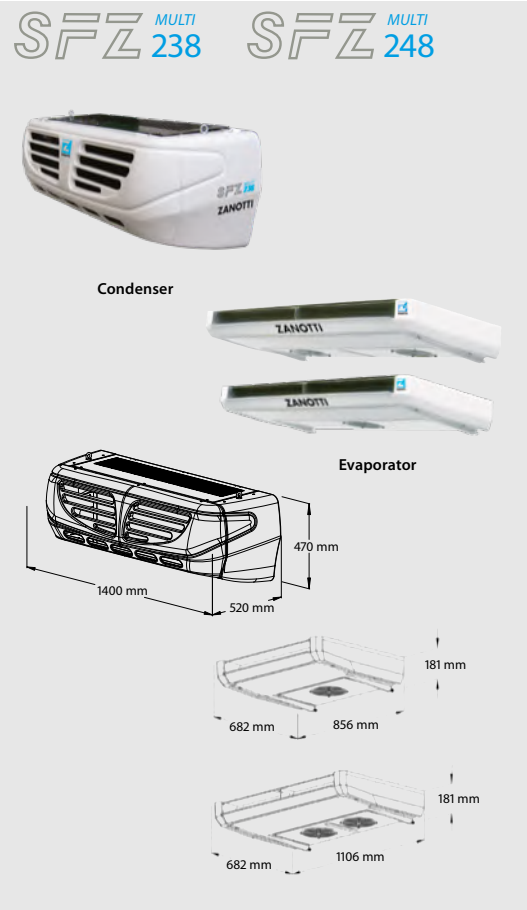

Key Features:

- ☑ Multiple temperature zones in the same vehicle
- ☑ Proven reliability and performance
- ☑ Powered by direct-drive on road, electric grid on stand-by
- ☑ Easy to install and service, lightweight
- ☑ Low noise
- ☑ Configurable for a wide range of refrigerated applications in light to medium trucks
- ☑ User-friendly cabin driver interface
- ☑ Telematics-compatible
- ☑ 2-year standard warranty

		SFZ238 Multi		SFZ248 Multi	
General					
Refrigerant	[-]	R452A			
System net cooling capacity under ATP conditions (30°C ambient temperature)					
	[°C]	0°C	-20°C	0°C	-20°C
Road mode	[W]	4,430	2,340	5,080	2,560
Stand-by mode	[W]	3,710	1,940	4,130	2,020
Heating capacity					
Road mode	[W]	3,850		4,430	
Stand-by mode	[W]	3,230		3,610	
Airflow rate					
Airflow rate at 100kPa static pressure	[m^3/h]	2x 835		2x 1,670	
Weight					
Condenser without electric stand-by	[kg]	70		77	
Condenser with electric stand-by	[kg]	128		143	
Evaporator	[kg]	2x		2x	
Road compressor					
Displacement	[cc]	163		215	

These products contain fluorinated greenhouse gases (R452A GWP=2140,5).
Stand-by voltages available: 230/1/50 or 400/3/50
Vehicle voltages available: 12VDC or 24VDC

Provisional engineering data

Truck

Uno

U600 | U800 | U1000

The redesigned Uno range of units are independently powered with a diesel engine, and available in various capacities to efficiently transport temperature-controlled products in medium to heavy trucks. The Uno features Zanotti's innovative direct coupling design between the engine and the compressor, and utilize Daikin's expertise in design for reliability and performance. Their high cooling performance, energy efficiency and extended maintenance intervals minimise the total cost of ownership, while meeting the most stringent emission, material waste, and noise pollution regulations.

U600, U800, and U1000 are designed as nose-mount, installed on the front wall of the box. All-new electronics enable advanced diagnostics and two-way telematics including remote monitoring and control. A robust interface in the cabin can be installed in the vehicle DIN slot or mounted on the dash, allowing real-time monitoring and control of unit performance to ensure goods are maintained at precisely the right temperature throughout the trip.

Key Features:

- ☑ Designed for high reliability with a custom Yanmar engine
- ☑ Innovative powertrain design enabling high performance and energy efficiency
- ☑ Reduced fuel consumption and noise
- ☑ Extended maintenance intervals
- ☑ All-new electronics compatible with two-way telematics
- ☑ 2-year standard warranty, extendable up to 5 years

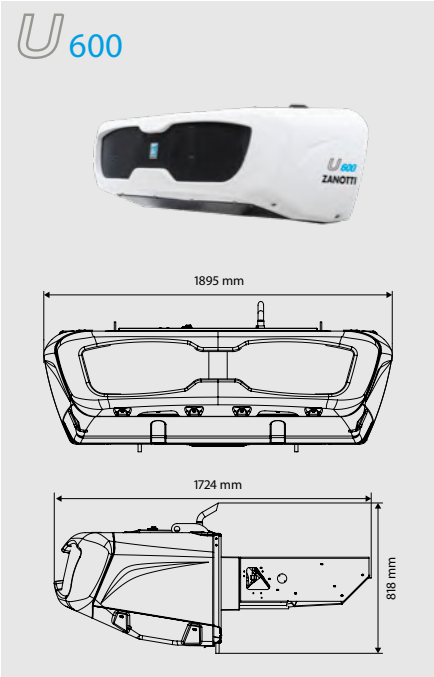

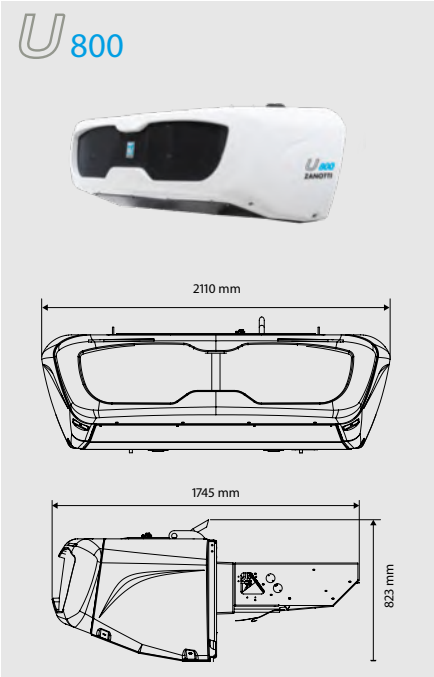

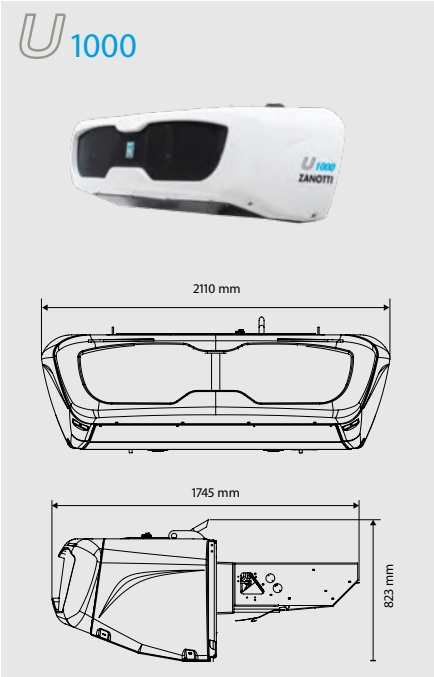

		U600		U800		U1000	
General							
Refrigerant	[-]	R452A					
Defrost	[-]	Hot gas defrost					
System net cooling capacity under ATP conditions (30°C ambient temperature)							
	[°C]	0°C	-20°C	0°C	-20°C	0°C	-20°C
Road mode	[W]	6,200	3,200	8,600	4,700	10,000	5,700
Stand-by mode	[W]	3,700	1,700	6,500	3,500	8,300	4,500
Heating capacity							
Road mode	[W]	5,400		7,500		8,700	
Stand-by mode	[W]	3,200		5,700		7,200	
Airflow rate							
Airflow rate at 100kPa static pressure	[m^3/h]	1,500		2,200		2,500	
Weight							
Monoblock road and stand-by	[kg]	485		500		549	
Monoblock road-only	[kg]	435		455		504	
Diesel engine							
Displacement	[cc]	854		1,116		1,116	
Rated power output	[kW]	11.5		15.1		15.1	
Maintenance interval	[hrs]	2,000		2,000		2,000	
Road compressor							
Displacement	[cc]	235		325		390	
Stand-by compressor							
Displacement	[m^3/h]	11.3		14.4		21.4	

These products contain fluorinated greenhouse gases (R452A GWP=2140,5).
Stand-by voltages available: 400/3/50

Uno

U800 Multi | U1000 Multi

The redesigned Uno range of units are independently powered with a diesel engine, and available in various capacities to efficiently transport temperature-controlled products in medium to heavy trucks. The Uno features Zanotti's innovative direct coupling design between the engine and the compressor, and utilize Daikin's expertise in design for reliability and performance. Their high cooling performance, energy efficiency and extended maintenance intervals minimise the total cost of ownership, while meeting the most stringent emission, material waste, and noise pollution regulations.

U800 Multi and U1000 Multi are designed as nose-mount, installed on the front wall of the box, with multiple configurations of evaporators and fans to meet the requirements of a wide range of vehicle types and applications. All-new electronics enable advanced diagnostics and two-way telematics including remote monitoring and control. A robust interface in the cabin can be installed in the vehicle DIN slot or mounted on the dash, allowing real-time monitoring and control of unit performance to ensure goods are maintained at precisely the right temperature throughout the trip.

Key Features:

- ☑ Multiple temperature zones in the same vehicle
- ☑ Designed for high reliability with a custom Yanmar engine
- ☑ Innovative powertrain design enabling high performance and energy efficiency
- ☑ Reduced fuel consumption and noise
- ☑ Extended maintenance intervals
- ☑ All-new electronics compatible with two-way telematics
- ☑ 2-year standard warranty, extendable up to 5 years

The all-new Uno cabin controller is modern technology in a robust build.

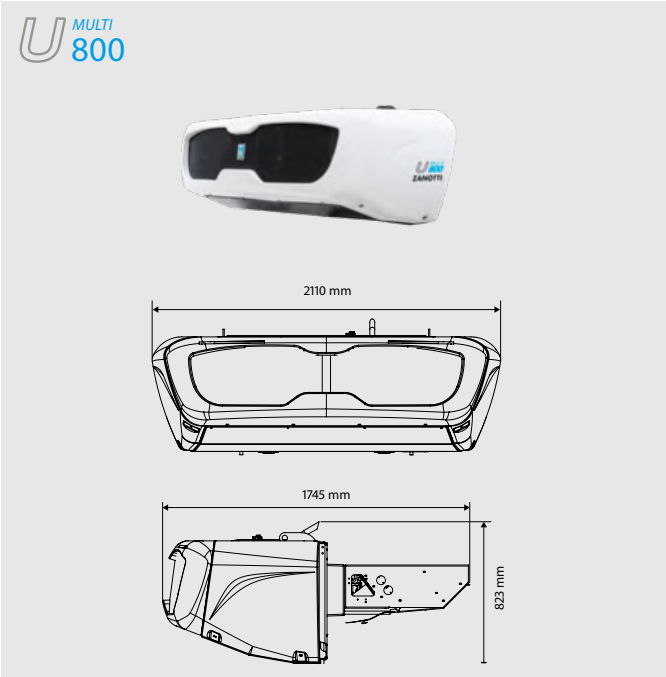

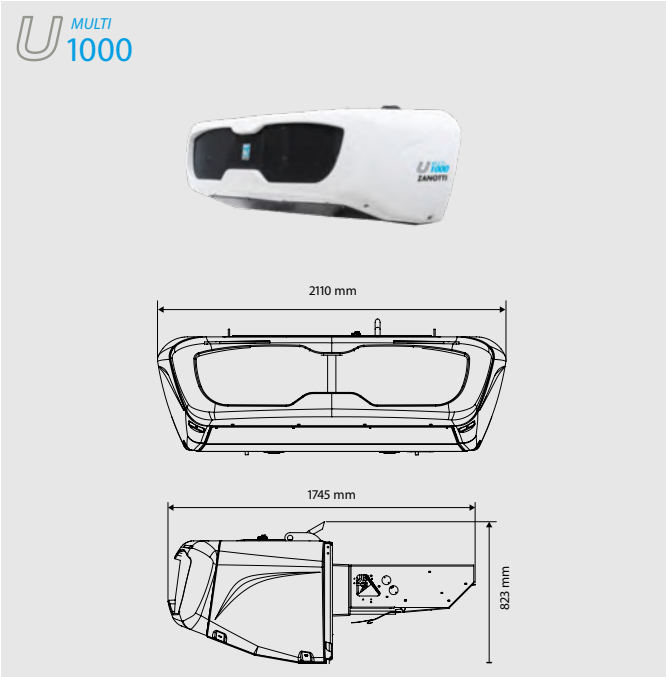

		U800 Multi		U1000 Multi	
General					
Refrigerant	[-]	R452A			
Defrost	[-]	Hot gas defrost			
System net cooling capacity under ATP conditions (30°C ambient temperature)					
	[°C]	0°C	-20°C	0°C	-20°C
Road mode	[W]	8,400	4,200	9,800	5,400
Stand-by mode	[W]	5,600	2,900	8,700	4,500
Heating capacity					
Road mode	[W]	7,300		8,500	
Stand-by mode	[W]	4,900		7,600	
Airflow rate					
Airflow rate at 100kPa static pressure	[m³/h]	2x 1,680		2x 2,520	
Weight					
Split road and stand-by	[kg]	500		505	
Monoblock road-only	[kg]	460		465	
Evaporator	[kg]	35 x 2		40 x 2	
Diesel engine					
Displacement	[cc]	1,116		1,116	
Rated power output	[kW]	13.2		13.2	
Maintenance interval	[hrs]	2,000		2,000	
Road compressor					
Displacement	[cc]	325		390	
Stand-by compressor					
Displacement	[m³/h]	14.4		21.4	

These products contain fluorinated greenhouse gases (R452A GWP=2140,5).
Stand-by voltages available: 400/3/50

Provisional engineering data

Uno Undermount

UN120 | UN120 Multi

Uno Undermount models are independently powered with a diesel engine, and available in various capacities to efficiently transport temperature-controlled products in heavy trucks. The units feature Zanotti's innovative direct coupling design between the engine and the compressor.

UN120 and UN120 Multi are undermount units designed to be installed under the box. UN120 Multi features additional evaporators to enable transport of products with different temperature requirements in separate zones. A driver-friendly interface in the cabin enables them to monitor and modify performance to ensure it is kept at precisely the right temperature throughout the trip.



Key Features:

- ☑ Multiple temperature zones in the same vehicle (Multi model only)
- ☑ Designed for high reliability with a custom Yanmar engine
- ☑ Innovative powertrain design enabling high performance and energy efficiency
- ☑ Reduced fuel consumption and noise
- ☑ Telematics-compatible
- ☑ 2-year standard warranty

		Un120		Un120 Multi	
General					
Refrigerant	[-]	R452A			
Defrost	[-]	Hot gas defrost			
System net cooling capacity under ATP conditions (30°C ambient temperature)					
	[°C]	0°C	-20°C	0°C	-20°C
Road mode	[W]	11,500	6,200	10,600	5,700
Stand-by mode	[W]	8,200	4,200	7,500	3,900
Heating capacity					
Road mode	[W]	10,000		9,500	
Stand-by mode	[W]	7,100		6,700	
Airflow rate					
Airflow rate at 100kPa static pressure	[m³/h]	4,500		2x 2,520	
Weight					
Condensing unit road and stand-by	[kg]	510		510	
Condensing unit road-only	[kg]	475		475	
Evaporators	[kg]	40		40 x 2	
Diesel engine					
Displacement	[cc]	1,116		1,116	
Rated power output	[kW]	13.2		13.2	
Maintenance interval	[hrs]	2,000		2,000	
Road compressor					
Displacement	[cc]	390		390	
Stand-by compressor					
Displacement	[m³/h]	21.4		21.4	

These products contain fluorinated greenhouse gases (R452A GWP=2140,5).
Stand-By voltages available: 400/3/50

Provisional engineering data



Connect with Daikin

If you are a user or installer it is important you can **interact with our systems** in the easiest way, from **anywhere you are**. For any user our interfaces create **peace of mind** that their system is running in the best possible way.

White Silver Black

Depending on the type of user and application Daikin develops controls and cloud services to ensure the best experience.

- For home owners it means **app and voice control** of their home comfort.
- For hotel owners it means easy and stylish **personal control for guests**, with an integration in hotel booking software for central control
- For technical managers it means **cloud access** to all sites, with the possibility to benchmark, optimize performance
- For installers it means **easy transfer of settings during commissioning**, remote retrieval of errors and preventive alerts to save time on maintenance or interventions

Our controls enable you to **connect with your customer**, save time, improve your comfort intelligently and reduce energy bills.

Remote monitoring



Control Systems

Application overview 862

Individual control systems 864

NEW Onecta App 864

Madoka wired remote controller 868

Wired / infrared remote controllers 872

Multi zone controller 876

Centralised control systems 878

Centralised remote controller / Unified ON/OFF controller 878

intelligent Touch Controller 879

intelligent Tablet Controller 880

intelligent Touch Manager 882

intelligent Chiller Manager 888

Standard protocol interfaces 892

Modbus interface 892

KNX Interface 896

PMS Interface for hotels 897

BACnet Interface 898

LonWorks Interface 899

Daikin Cloud Service for commercial DX systems 900

Daikin on Site for Applied systems 902

Indoor Environmental Sensor 904

Daikin Configurator Software 908

EKPCCAB4 908

Other devices 909

Wireless room temperature sensor 909

Wired room temperature sensor 909

Other integration devices 910

Options & Accessories 911

For latest data, please consult my.daikin.eu

Control solutions summary

Daikin offers various control solution adapted to the requirements of even the most demanding commercial application.

› Basic control solutions for those customers with few requirements and limited budget
› Integrating control solutions for those customers that would like to integrate Daikin units into their existing BMS system
› Advanced control solutions for those customers that expect Daikin to deliver a mini BMS solution, including advance energy management

Shop

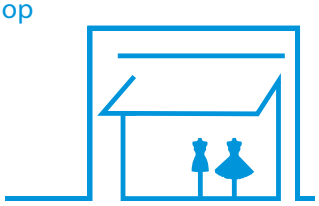

	Unit control			Integrating control			Advanced control	
	BRP069*	BRC1H52W/S/K	RTD-20	RTD-Net	KLIC-DI	EKMBDXA	DCC601A51	DCM601A51
	Smartphone control for up to 50 indoor units	1 remote controller for 1 indoor unit (group)	1 gateway for 1 indoor unit (group)	1 gateway for 1 indoor unit (group)	1 gateway for 1 indoor unit	1 gateway for max. 64 indoor unit(s) (groups) & 10 outdoors	1 unit for 32 indoor unit(s) (5)	1 iTM for 64 indoor unit(s) (groups) (1)
Automatic control of A/C	●	●	●	●	●	●	●	●
Limit control possibilities for shop staff	●	●	●	●	●	●	●	●
Create zones within the shop			●				●	●
Interlock with eg. Alarm, PIR sensor			●				● (limited)	●
Integration into smart home systems	● (7)							
Integrate Daikin units into existing BMS via Modbus				●		●		
Integrate Daikin units into existing BMS via KNX					●			
Integrate Daikin units into existing BMS via HTTP								●
Monitor energy consumption	● (4)	● (4)					● (2)	●
Advanced energy management							● (2)	● (6)
Allows free cooling								●
Voice control	● (6)							
Integrate Daikin products cross pillars into Daikin BMS								●
Integrate third party products into Daikin BMS							●	●
Online control	●						● (2)	● (3)
Manage multiple sites							● (2)	● (3)

(1) 7 iTM plus adapters (DCM601A52) can be added to have 512 indoor groups and 80 outdoor (systems) (2) Via Daikin cloud service (3) Through own IT set-up (not Daikin cloud server) (4) Not available on all indoors (5) Up to 10 DCC601A51 can be combined as a single site on Daikin Cloud Service (6) Only for BRP069C51, connection to Google Assistant and Amazon Alexa; (7) only for BRP069C51, contact your local sales representative for an overview of available services.

Hotel

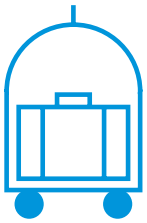

	Unit control	Integrating control		Advanced control	
				PMS Interface	
	BRC1H52W/S/K	RTD-HO	KLIC-DI	DCM010A51	DCM601A51
	1 remote controller for 1 indoor unit (group)	1 gateway for 1 indoor unit (group)	1 gateway for 1 indoor unit	1 interface for up to 2,500 indoor units	1 iTM for 64 indoor unit(s) (groups) (1)
Hotel guest can control & monitor basic functionalities from his room	●	●	● (3)		●
Limit control possibilities for hotel guests	●	●	●	●	●
Interlock with window contact	● (2)	●			●
Interlock with key-card	● (2)	●			●
Integrate Daikin units into existing BMS via Modbus		●			
Integrate Daikin units into existing BMS via KNX			●		
Integrate Daikin units into existing BMS via HTTP					●
Integrate Daikin unit control in hotel booking software				● Oracle Opera PMS	
Monitor energy consumption					●
Advanced energy management					●
Integrate Daikin products cross pillars into Daikin BMS					●
Integrate third party products into Daikin BMS					●
Online control					●

(1) 7 iTM plus adapters (DCM601A52) can be added to have 512 indoor groups and 80 outdoor (systems) (2) Via BRP7A51 adapter (3) requires KNX compatible controller

Office

	Unit control	Integrating control			Advanced control	
			LonWorks Interface	BACnet Interface	intelligent Controller	intelligent Manager
	BRC1H52W/S/K	EKMBDXB	DMS504B51	DMS502A51	DCC601A51	DCM601A51
	1 remote controller for 1 indoor unit (group)	1 gateway for max. 64 indoor unit(s) (groups) & 10 outdoors	1 gateway for 64 indoor unit(s) (groups)	1 gateway for 128 indoor unit(s) (groups), 20 outdoors (2)	1 unit for 32 indoor unit(s) (groups) (5)	1 iTM for 64 indoor unit(s) (groups) (1)
Automatic control of A/C	●	●	●	●	●	●
Centralised control for management		●	●	●	●	●
Local control for office staff	●				● (4)	● through Web Remote management
Limit control possibilities for office staff	●	●	●	●	●	●
Integrate Daikin units into existing BMS via Modbus		●				
Integrate Daikin units into existing BMS via HTTP						●
Integrate Daikin units into existing BMS via LonTalk			●			
Integrate Daikin units into existing BMS via BACnet				●		
Energy consumption read out	● (3)					
Monitor energy consumption					● (4)	●
Advanced energy management					● (4)	●
PPD software to distribute used kWh/indoor unit				● (6)		● (7)
Integrate Daikin cross pillar products into Daikin BMS						●
Integrate third party products into Daikin BMS					●	●
Online control					● (4)	●
Manage multiple sites					● (4)	● (5)

(1) 7 iTM plus adapters (DCM601A52) can be added to have 512 indoor groups and 80 outdoor (systems) (2) extension (DAM411B51) needed to have up to 256 indoor unit(s) (groups), 40 outdoors (3) Not available on all indoor units (4) Via Daikin cloud service (5) Through own IT set-up (not Daikin cloud sever) (5) Up to 10 DCC601A51 can be combined as a single site on Daikin Cloud Service (6) via DAM412B51 option (7) via DCM002A51 option

Infrastructure cooling

	Unit	Integrating	Advanced
			intelligent Manager
	BRC1H52W/S/K	RTD-10	DCM601A51
	1 remote controller for 1 indoor unit (group) (2)	1 gateway for 1 indoor unit (group) Up to 8 gateways can be linked together	1 iTM for 64 indoor unit(s) (groups) (1)
Automatic control of A/C	●	●	●
Back-up operation	●	●	●
Duty rotation	●	●	●
Limit control possibilities in the technical cooling room	●	●	●
If room temperature above max., then show alarm & start standby unit.		●	●
If an error occurs, an alarm will be shown.	●	●	●
If an error occurs, activate an alarm output	Via KRP2/4A option (3)	●	Via WAGO I/O

(1) 7 iTM plus adapters (DCM601A52) can be added to have 512 indoor groups and 80 outdoor (systems) (2) Infrastructure cooling functions only compatible with indoor units connected to RZQG*/RZAG* outdoor units. (3) See option list of indoor unit

Onecta App

Now available with voice control

The Onecta App is for those who live their life on the go and who want to manage their heating and cooling system from their smartphone.

onecta

NEW

Voice control

To provide users with even more comfort and ease, the Onecta App now offers voice control. This hands-free feature cuts down on clicks to manage units faster than ever before.

Cross-functional and multilingual, voice control pairs well with any smart device, including Google Assistant and Amazon Alexa.

works with the Google Assistant

amazon alexa

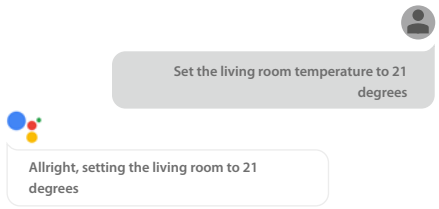

Example of using the voice control via Google Assistant

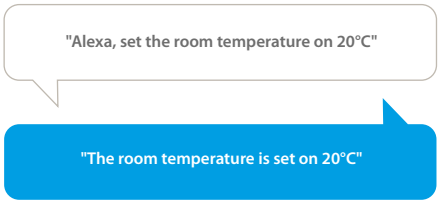

Example of using the voice control via Amazon Alexa

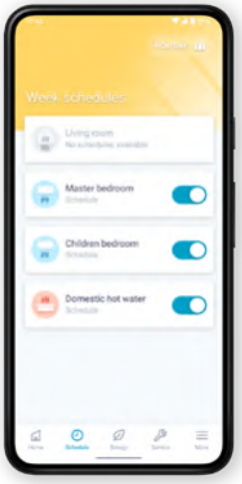

Schedule

Set up a programme outlining when the system should operate, and create up to six actions per day.

- ☑ Schedule room temperature and operation mode
- ☑ Enable holiday mode to save costs

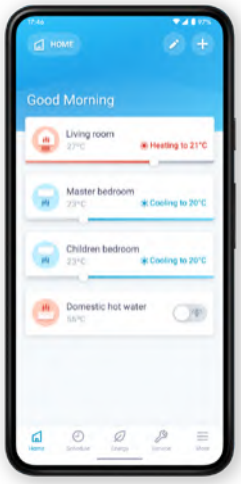

Control

Customise the system to fit your lifestyle and year-round comfort levels.

- ☑ Change room and domestic hot water temperature
- ☑ Turn on powerful mode to boost hot water production

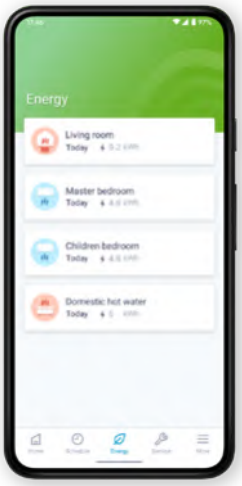

Monitor

Receive a thorough overview of how the system is performing and how much energy it consumes.

- ☑ Check the status of the heating system
- ☑ Access energy consumption graphs (day, week, month)

Function availability depends on the system type, configuration and operation mode.
The app functionality is only available if both the Daikin system and the app have a reliable internet connection.

Available on the App Store | GET IT ON Google Play

Scan the QR code to download the app now

DAIKIN

Individual control systems

Onecta connectable units

Integrated in unit
- › FTXJ-AW/S/B
- › FTXA-AW/BS/BT/BB
- › C/FTXM-R
- › FVXM-A
- › FTXTA-BW/BB
- › FTXTM-R
- › ATXM-R

BRP069B41
- › FTXJ-MW/S *

BRP069B42
- › FTXZ-N
- › FVXM-F

BRP069B45
- › FTXP-M9
- › ATXP-M
- › FTXF-D
- › FTXTP-M*
- › ATXTP-M*
- › FTXC-C
- › ATXC-C

BRC069C81 **

Ceiling mounted
- › FFA-A9

Concealed ceiling
- › FDXM-F9
- › FBA-A(9)
- › FDA125A
- › ADEA-A

Wall mounted
- › FAA-B

Ceiling suspended
- › FHA-A(9)
- › FUA-A

Floor standing
- › FVA-A
- › FNA-A9

BRC069C82 **

Ceiling mounted
- › FCAHG-H
- › FCAG-B
- › FDA200-250A

BRP069C51 *

VRV 5 indoor units
- › FXFA-A
- › FXZA-A
- › FXDA-A
- › FXSA-A
- › FXMA-A
- › FXHA-A
- › FXUA-A
- › FXAA-A

* adapter included with the unit
** Wired remote controller must be connected to the indoor unit to operate online controller
*** Must be combined with BRC1H52W/S/K

Onecta app connectable units:

			Connectivity				
			BRP069A71	BRP069A78	BRP069A61/62	DRGATEWAYAA	EHS157056 (RoCon G1)
Daikin Altherma 3 H HT (F/W)	14-16-18 kW	EPRA14-18D + ETV/B*-E	•	• (1)			
Daikin Altherma 3 H HT ECH2O	14-16-18 kW	EPRA14-18E + ETS*-D					•
Daikin Altherma 3 H MT (F/W)	8-10-12 kW	EPRA08-12E + ETV/B*-E	•	• (1)			
Daikin Altherma 3 H MT (ECH2O)	8-10-12 kW	EPRA08-12E + ETS*-E	•	• (1)			
Daikin Altherma 3 R (F/W)	4-6-8kW	ERGA-E + EHV/B*-E	•	• (1)			
Daikin Altherma 3 R ECH2O	4-6-8kW	ERGA-E + EHS*-D3					•
Daikin Altherma 3 R (F/W)	11-14-16 kW	ERLA-D + EBV/B*-D	•	•			
Daikin Altherma 3 R ECH2O	11-14-16 kW	ERLA-D + EBS*-D	•	•			
Daikin Altherma 3 H (F/W)	11-14-16 kW	EPGA-D + EAV/B*-D			•		
Daikin Altherma R (F/W)	11-14-16 kW	ER(H/L)Q-C + EHV/B*-B			•		
Daikin Altherma R ECH2O	11-14-16 kW	ER(H/L)Q-C + EHS*-B					•
Daikin Altherma 3 M	11-14-16 kW	E(B/D)LA-D		•			
Daikin Altherma M	5-7 kW	EBLQ-CV3			•		
Daikin Altherma R Hybrid	5-8 kW	EVLQ-CV3			•		
Daikin Altherma H Hybrid	4 kW	EJHA-AV3			•		
Daikin Altherma GEO	10 kW	EGSQH-A9W			•		
Daikin Altherma 3 GEO	6-10 kW	EGSA(H/X)-D9W			• (2)		
Daikin Altherma 3 C Gas W	12-35 kW	D2CND-A1A/A4A				•	
Daikin Altherma C Gas ECH2O	15-28 kW	D2UGB/GC-A					•

(1) Included in accessory bag.
(2) Equivalent of BRP069A61 built in.

Wireless LAN Connecting Adaptor BRP069 meets all of the following:

A. Generally available to the public by being sold, without restriction, from stock at retail selling points by means of any of the following: 1. Over-the-counter transactions; 2. Mail order transactions; 3. Electronic transactions; or 4. Telephone call transactions;
B. The cryptographic functionality cannot easily be changed by the user;
C. Designed for installation by the user without further substantial support by the supplier.

Living room
23

Madoka wired remote controller

Madoka

The beauty of simplicity.

Silver
RAL 9006 (metallic)
BRC1H52S

Black
RAL 9005 (matte)
BRC1H52K

White
RAL9003 (glossy)
BRC1H52W

User-friendly wired remote controller with premium design

Madoka combines refinement and simplicity

- Sleek and elegant design
- Intuitive touch-button control
- Three display options: standard, detailed and **new symbolic view**
- Three colours to match any interior
- Compact, measures only 85 x 85 mm
- Advanced settings **copy function** and commissioning via smartphone

reddot award 2018
winner

DESIGN AWARD 2018

Madoka Assistant

Simplifies the advanced settings such as schedule or set point limitation

- ☑ Visual interface simplifies advanced settings such as schedule setting, energy saving activation, setting restrictions, etc.
- ☑ Save field settings and schedules on your phone and upload to multiple controllers, saving time and cost
- ☑ Easy and quick commissioning
- ☑ Featuring Bluetooth® low energy technology

Easy setting of schedules

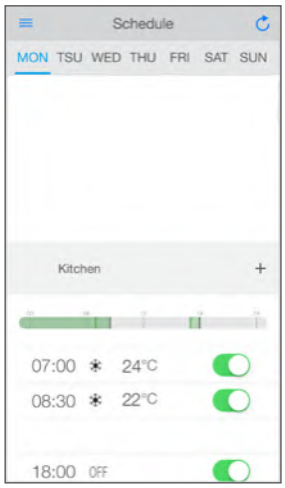

Advanced user settings

NEW

Bluetooth strength indication

Field settings

BRC1H519W7 / BRC1H519S7 / BRC1H519K7

Madoka wired remote controller for Sky Air and VRV

BRC1H52W

BRC1H52S

BRC1H52K

A complete redesigned controller focussed to enhance user experience

› Sleek and elegant design
› Intuitive touch-button control
› Three display options: standard, detailed and **new symbolic view**
› Direct access to basic functions
(on/off, set point, mode, target values, fan speed, louvres, filter icon & reset, error & code)
› Three colours to match any interior
› Compact, measures only 85 x 85 mm
› Real time clock with auto update to daylight saving time

Hotel application features

› Energy saving through key card, window contact integration and set point limitation (BRP7A*)
› Flexible setback function ensures room temperature remains within comfortable limits to ensure guest comfort

Key card and window contact integration

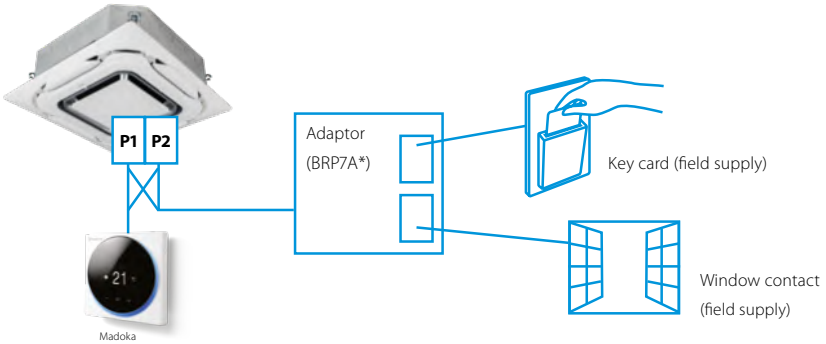

Madoka Assistant: Advanced settings can be easily done via your smartphone

A range of energy-saving functions that can be selected individually

› Temperature range restriction:
Save on energy by setting the low temperature limit in cooling mode and the high temperature limit in heating mode (1)
› Setback function
› Adjustable presence detector and floor sensor (available on the Round Flow and Fully Flat Cassettes)
› Automatic temperature reset
› Auto off timer

Kilowatt-hour consumption tracking (2)

The kWh indicator displays indicative power consumption for the last day/month/year.

Other functions

› NEW Three user access levels: Basic user, Advanced and Installer to match user requirements and prevent improper use.
› Save field settings and schedules on your phone and upload to multiple controllers, saving time and cost
› NEW Mark frequently used menu's as favourites for direct access
› Up to three independent schedules can be programmed, allowing you to switch easily between them throughout the year (e.g. summer/winter/mid-season)
› Menu settings can be individually locked or restricted
› The outdoor unit can be set to quiet mode and power consumption limit control by schedule (3)
› Real-time clock that updates automatically for daylight saving

DUTY ROTATION

Cost-effective solution for infrastructure cooling applications

› Only in combination with RZAG* / RZQG*
› Duty rotation

After a certain period of time, the operating unit will go into standby and the standby unit will take over, extending the system lifetime. Rotation interval can be set for 6, 12, 24, 72 or 96 hours, as well as weekly.

› Back-up operation: if one unit fails, the other unit will start automatically

(1) Also available in auto cooling/heating changeover mode
(2) For Sky Air FBA, FCAG and FCAHG pair combinations only
(3) Only available on RZAG*, RZASG*, RZQG*, RZQSG*

BRC1HHDW / BRC1HHDS / BRC1HHDK

Madoka wired remote controller for Daikin Altherma 3 heat pumps

BRC1HHDW

BRC1HHDS

BRC1HHDK

A new generation of user interface, redesigned and intuitive

Intuitive control with a premium design:

The smooth curves of the Madoka controller offer a sleek, refined shape which is distinguished by its striking blue circular display. Presenting a clear visual reference with large easy to read numbers, the controller features are accessed through three touch buttons, which combine intuitive control with easy adjustability for an enhanced user experience.

Three colours to match any interior design:

No matter your interior design, Madoka will match it. Silver gives an additional touch to stand out in any interior or application, while Black is an ideal match for darker, stylish interiors. White offers a sleek, modern look.

Easily set operation parameters:

Setting and finetuning your controller is simple and helps you attain higher energy savings and more comfort. The system enables you to select the space operation mode (heating, cooling or automatic), set the desired room teperature and control the domestic hot water temperature.

Easy Update via Bluetooth:

It is strongly recommended that the user interface has the latest software version. To update the software or check if updates are available, you need a mobile device and the Madoka Assistant app. This app is available from Google Play and the Apple Store.

GET IT ON Google Play

Available on the App Store

www.daikin.eu/madoka

EKRUCB*

Wired remote control for Heating

Control

› Manage space heating, cooling, domestic hot water and among others, booster mode
› User-friendly remote control with contemporary design
› Easy to use with direct accessibility to all main functions

Comfort

› An additional user interface can include a room thermostat in the space to be heated
› Easy commissioning: intuitive interface for advanced menu settings

* only in combination with EKRTETS

General features

Several languages possible depending on the model, including: English, German, Dutch, Spanish, Italian, French, Greek, Russian, etc.

Applicable Daikin units

› Daikin Altherma R (F/W)
  - Daikin Altherma M
› Daikin Altherma R Hybrid
› Daikin Altherma GEO
› Domestic hot water heat pump

EKRUAHTB

System controller for Daikin Altherma

Control

Reduce installation time

› Program all settings for an installation on a laptop computer and simply upload them to the controller during commissioning
› Reuse similar settings for related installations

Improve service diagnostics and maintenance

› The controller records the time, date and nature of the last 20 error occurrences

Comfort

Maximise comfort with stable room temperatures

› Raise or lower water temperature as a function of the actual room temperature
› Manage energy consumption
› Intuitive screen displays the output and input energy of the unit provide consumption transparency

General features

Weather depending floating set point

When the floating set point function is enabled, the set point for the leaving water temperature will be dependent on the outside ambient air temperature. At low outside ambient air temperatures, the leaving water temperature will increase to satisfy the rising heat requirement of the building. At warmer temperatures, the leaving water temperature will decrease to save energy.

Applicable Daikin units

› Daikin Altherma R HT
› Daikin Altherma R Flex Type HT

Applicable Daikin units

			BRC1HHDW/S/K	EKRUCB*	EKRUHML*	EKRUAHTB	EHS157034	DOTROOMTHEAA
Daikin Altherma 3 H HT (F/W)	14-16-18 kW	EPRA14-18D + ETV/B*-E	•					
Daikin Altherma 3 H HT ECH2O	14-16-18 kW	EPRA14-18E + ETS*-D					•	
Daikin Altherma 3 H MT (F/W)	8-10-12 kW	EPRA08-12E + ETV/B*-E	•					
Daikin Altherma 3 H MT (ECH2O)	8-10-12 kW	EPRA08-12E + ETS*-E	•					
Daikin Altherma 3 R (F/W)	4-6-8kW	ERGA-E + EHV/B*-E	•					
Daikin Altherma 3 R ECH2O	4-6-8kW	ERGA-E + EHS*-D3					•	
Daikin Altherma 3 R (F/W)	11-14-16 kW	ERLA-D + EBV/B*-D	•					
Daikin Altherma 3 R ECH2O	11-14-16 kW	ERLA-D + EBS*-D	•					
Daikin Altherma 3 H (F/W)	11-14-16 kW	EPGA-D + EAV/B*-D	•					
Daikin Altherma R (F/W)	11-14-16 kW	ER(H/L)Q-C + EHV/B*-B		•				
Daikin Altherma R ECH2O	11-14-16 kW	ER(H/L)Q-C + EHS*-B					•	
Daikin Altherma R HT	11-14-16 kW	EKHBRD-ADV/Y17 + ER(R/S)Q-AV/Y1				•		
Daikin Altherma 3 M	11-14-16 kW	E(B/D)LA-D	•					
Daikin Altherma M	5-7 kW	EBLQ-CV3		•				
Daikin Altherma R Hybrid	5-8 kW	EVLQ-CV3		•				
Daikin Altherma H Hybrid	4 kW	EJHA-AV3			•			
Daikin Altherma 3 GEO	6-10 kW	EGSA(H/X)-D9W	•					
Daikin Altherma GEO	10 kW	EGSQH-A9W		•				
Daikin Altherma 3 C Gas W	12-35 kW	D2CND-A1A/A4A						•
Daikin Altherma C Gas ECH2O	15-28 kW	D2UGB/GC-A					•	

Individual room control system for temperature adjustment of heating and cooling systems

General features

› Improve energy efficiency of the home
› Universally deployable and scalable
› Easy and intuitive installation, operation and maintenance
› Cost effective and convenient for the end-user

Comfort

With the help of an electronic room-by-room control system, users can regulate the temperature individually in each room.

In addition to the warmth output of the actual heating surfaces, the room temperature control system also takes all other heat sources into account, such as sunshine, warmth from lights or people, and other sources of warmth, such as a fireplace or a tiled stove. On the basis of a continuous comparison of the target and current temperatures, the room temperature control system opens and closes the individual heating circuits by way of electrical valve actuators.

System components



Base station
EKWUFHTA1V3
The Daikin Wired Base Station is the central connection unit of a room-by-room temperature control for the surface temperature adjustment of heating and cooling systems.

Wired digital thermostat
EKWCTRDI1V3
The setting of the desired room temperature and the operation, can be performed comfortably via a rotary control with rotary-push action and soft ratchet. The well-structured and language-neutral symbols of the display always clearly indicate all settings.

Wired analog thermostat
EKWCTRAN1V3
An optimum price-performance ratio is offered for rooms where only a very good temperature control is desired, without the comfort function of the display variant.

Valve actuator
EKWCVATR1V3
The Daikin Valve Actuator is a thermoelectric valve drive for opening and closing valves on heating circuit distributors of concealed heating and cooling systems.

Applicable Daikin units

› Combinable to all Daikin Altherma units

DAIKIN

BRC1E53A/B/C

User friendly remote control for Sky Air and VRV

Graphical display of indicative electricity consumption (Function available in combination with FBA-A, FCAG and FCAHG)

A series of energy saving functions that can be individually selected

- Demand control (1)
- Temperature range limit
- Setback function
- Presence & floor sensor connection (available on round flow and fully flat cassette)
- kWh indication (2)
- Set temperature auto reset
- Off timer

Cost-effective solution for infrastructure cooling applications

> Only in combination with Sky Air A-series or Seasonal Smart outdoor unit

Other functions

- Up to 3 independent schedules
- Possibility to individually restrict menu functions
- Choice of display between symbol or text
- Real time clock with auto update to daylight saving time
- Built-in backup power for clock (up to 48 hours). Settings are always kept in case of power loss.
- Supports multiple languages:
  BRC1E53A: English, German, French, Dutch, Spanish, Italian, Portuguese
  BRC1E53B: English, Czech, Croatian, Hungarian, Romanian, Slovenian, Bulgarian
  BRC1E53C: English, Greek, Russian, Turkish, Polish, Slovak, Albanian

(1) Only available on RZAG*, RZASG*, RZQG*, RZQSG* | (2) For Sky Air FBA, FCAG and FCAHG pair combinations only

BRC1D52

Wired remote control for Sky Air and VRV

BRC1D52

- Schedule timer: Five day actions can be set
- Home leave (frost protection): during absence, the indoor temperature can be maintained at a certain level. This function can also switch the unit ON/OFF
- User friendly HRV function, thanks to the introduction of a button for ventilation mode and fan speed
- Immediate display of fault location and condition
- Reduction of maintenance time and costs

ARC4*/BRC4*/BRC7*

Infrared remote control

ARC466A1

BRC4*/BRC7*

Operation buttons: ON / OFF, timer mode start / stop, timer mode on / off, programme time, temperature setting, air flow direction (1), operating mode, fan speed control, filter sign reset (2), inspection (2)/ test indication (2)
Display: Operating mode, battery change, set temperature, air flow direction (1), programmed time, fan speed, inspection / test operation (2)

1. Not applicable for FXDQ, FXSQ, FXNQ, FBDQ, FDXM, FBA
2. For FX** units only
3. For all features of the remote control, refer to the operation manual

Multi-zone controller

The multi-zoning system is a room-by-room controller. It is fitted with motorised dampers, which immediately adapt using Daikin ducted solutions. This system supports control of up to 8 zones connected to one indoor unit via a centralised thermostat located in the main room and individual thermostats for each of the zones.

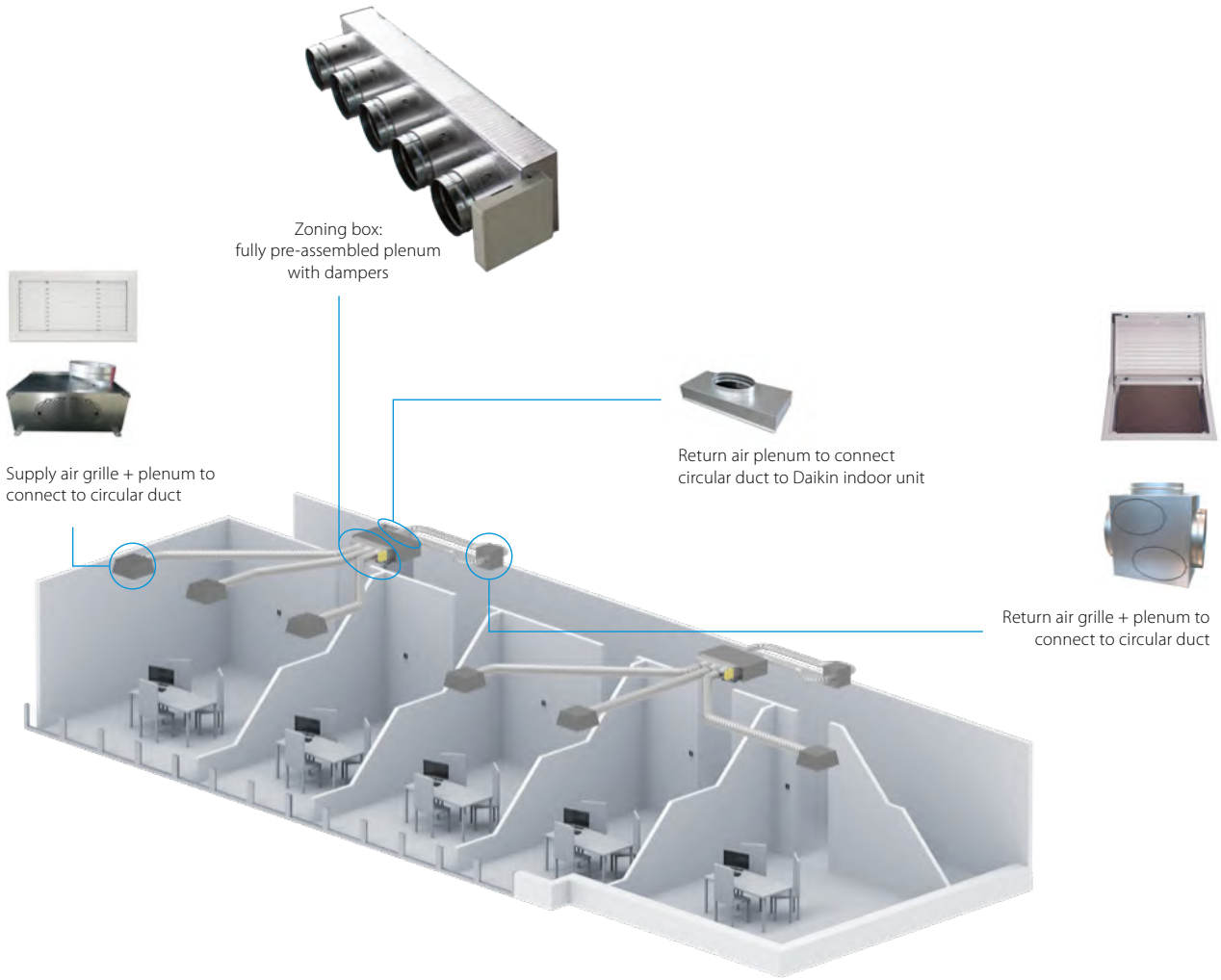

Compatibility

				SkyAir														VRV																
				FDXM-F9				FBA-A(9)							ADEA-A			FXDQ-A3							FXSQ-A										
Number of motorised dampers		Reference	Dimensions H x W x D (mm)	25	35	50	60	35	50	60	71	100	125	140	71	100	125	15	20	25	32	40	50	63	15	20	25	32	40	50	63	71	80	100	125	140
Standard Ceiling Void	2	AZEZ6DAIST07XS2	300 x 930 x 454																						•	•	•	•								
		AZEZ6DAIST07S2						•	•																				•	•						
	3	AZEZ6DAIST07XS3	300 x 930 x 454																						•	•	•	•								
		AZEZ6DAIST07S3						•	•																				•	•						
	4	AZEZ6DAIST07S4	300 x 930 x 454					•	•																				•	•						
		AZEZ6DAIST07M4	300 x 1,140 x 454							•	•				•																•		•			
	5	AZEZ6DAIST07M5	300 x 1,425 x 454							•	•				•																•		•			
		AZEZ6DAIST07L5										•	•	•		•	•																	•	•	
	6	AZEZ6DAIST07M6	300 x 1,638 x 454							•	•				•																•		•			
		AZEZ6DAIST07L6										•	•	•		•	•																	•	•	
	7	AZEZ6DAIST07L7	515 x 1,425 x 454									•	•	•		•	•																	•	•	
		AZEZ6DAIST07XL7																																		•
	8	AZEZ6DAIST07L8	515 x 1,425 x 454									•	•	•		•	•																	•	•	
		AZEZ6DAIST07XL8																																		•
Compact Ceiling Void	2	AZEZ6DAISL01S2	210 x 720 x 444	•	•													•	•	•	•															
	3	AZEZ6DAISL01S3	210 x 720 x 444	•	•													•	•	•	•															
	4	AZEZ6DAISL01M4	210 x 930 x 444																			•	•													
	5	AZEZ6DAISL01L5	210 x 1,140 x 444			•	•																	•												

Controls

3 controller versions are available to choose from: Colour, touch or simplified

AZCE6BLUEZEROCB (Wired)

Bluezero - main thermostat
› Intuitive graphical, colour touch screen for controlling multiple zones

AZCE6THINKCB (Wired)
AZCE6THINKRB (Wireless)

Think - zone thermostat
› Graphic touch button with low-energy e-ink screen for controlling single zones

AZCE6LITECB (Wired)
AZCE6LITERB (Wireless)

Lite - zone thermostat
› Simplified thermostat with touch buttons for temperature control

› Optional bus cable (2 x 0.5 mm² | 2 x 0.22 mm²), 15 m length: AZX6CABLEBUS15, 100m length: AZX6CABLEBUS100

AZX6WSPHUB

AZX6WSC5GER

Webserver for remote control
› Cloud based remote control of multizoning kit(s)
› Configuration and control of zones (temperature, operation mode, ...)
› Access via webportal, or Android/IOS application
› Supports Ethernet and WIFI
› AZX6WSPHUB:
  › For installation on DIN rail
  › 32 zoning boxes can be controlled
› AZX6WSC5GER:
  › For installation in the unit
  › Controls one zoning box

AZX6WSPBAC

AZX6KNXGTWAY

BACnet or KNX gateway
› Allows ON/OFF control of each zone
› Control of temperature for each zone
› Status indication of operation mode
› One gateway needed per system

Grilles and plenums

Supply air grilles and plenums

RDHV040015BKX

Wall type supply grille
› With horizontal and vertical adjustable flaps

RLQV040015BKX

Ceiling type supply grille
› With horizontal flaps angled at 15°
› Vertical flaps can be adjusted manually

PREJ0400150T

Plenum for supply grille
› To connect circular ducts to discharge grille
› Insulated, galvanised steel
› Diameter 250mm

Return air grilles and plenums

RRFR050050BTX

Return air grille with integrated filter
› Filters particles from the air


BR500

Plenum for return grille
› To connect 1 up to 4 circular ducts to the return air grille
› Diameter 250mm

AZCEZDAPR07*

Plenum for return air
› To connect 1 up to 4 circular ducts to the Daikin concealed ceiling units
› Diameter 250mm
› Different sizes (XS, S, M, L, XL) to fit the indoor unit

Centralised remote controller

Centralised control of the Sky Air and VRV system can be achieved via 2 user friendly compact remote controllers. These controls may be used independently or in combination with:
1 group = several (up to 16) indoor units in combination
1 zone = several groups in combination.
A centralised remote control is ideal for use in tenanted commercial buildings subject to random occupation, enabling indoor units to be classified in groups per tenant (zoning).

DCS302C51

Centralised remote control

Providing individual control of 64 groups (zones) of indoor units.

- a maximum of 64 groups (128 indoor units, max. 10 outdoor units) can be controlled
- a maximum of 128 groups (128 indoor units, max. 10 outdoor units) can be controlled via 2 centralised remote controls in separate locations
- zone control
- group control
- malfunction code display
- maximum wiring length of 1,000m (total: 2,000m)
- air flow direction and air flow rate of HRV can be controlled
- expanded timer function

DCS301B51

Unified ON/OFF control

Providing simultaneous and individual control of 16 groups of indoor units.

- a maximum of 16 groups (128 indoor units) can be controlled
- 2 remote controls in separate locations can be used
- operating status indication (normal operation, alarm)
- centralised control indication
- maximum wiring length of 1,000m (total: 2,000m)

DCS601C51

intelligent touch Controller

Detailed & easy monitoring and operation of VRV systems (max. 64 indoor units groups).

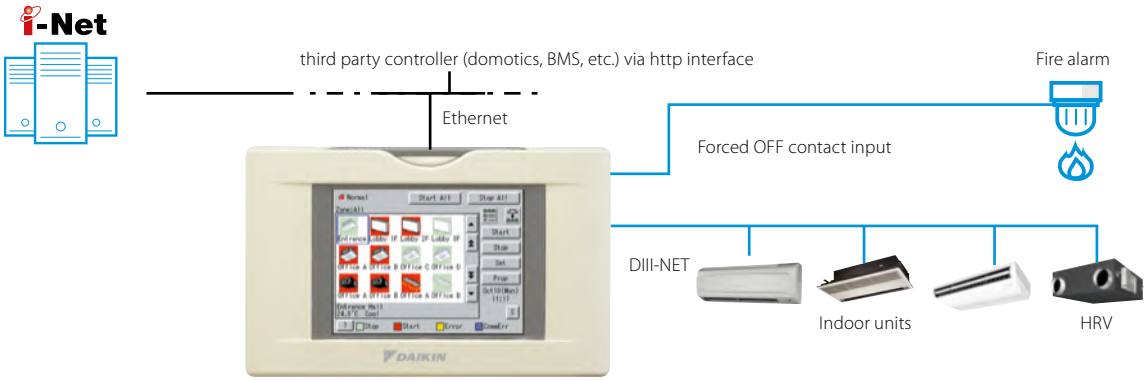

Languages
- English
- French
- German
- Italian
- Spanish
- Dutch
- Portuguese

System layout
- Up to 64 indoor units can be controlled
- Touch panel (full colour LCD via icon display)

Control
- Individual control (set point, start/stop, fan speed) (max. 64 groups/indoor units)
- Set back shedule
- Enhanced scheduling function (8 schedules, 17 patterns)
- Flexible grouping in zones
- Yearly schedule
- Fire emergency stop control
- Interlocking control
- Increased HRV monitoring and control function
- Automatic cooling / heating change-over
- Heating optimization
- Temperature limit
- Password security: 3 levels (general, administration & service)
- Quick selection and full control
- Simple navigation

Monitoring
- Visualisation via Graphical User Interface (GUI)
- Icon colour display change function
- Indoor units operation mode
- Indication filter replacement

Cost performance
- Free cooling function
- Labour saving
- Easy installation
- Compact design: limited installation space
- Overall energy saving

Open interface
- Communication to any third party controller (domotics, BMS, etc.) is possible via open interface (http option DCS007A51)

Connectable to
- VRV
- HRV
- Sky Air
- Split (via interface adapter)

DCC601A51

intelligent Tablet Controller

Advanced centralised controller with Cloud connection

- Intuitive and user-friendly interface
- Flexible concept for stand alone and multi site applications
- Total solution thanks to integration of 3rd party equipment
- Monitor & control your small commercial building, no matter where you are

2 solutions:

Local solution
› Offline centralised control
› Stylish optional screen fits any interior

Cloud solution
› Flexible online control from any device (Laptop, tablet...)
› Monitor & control one or multiple sites
› Benchmark the energy consumption of different installations (1)
› Energy consumption follow-up to comply with local regulations

System layout

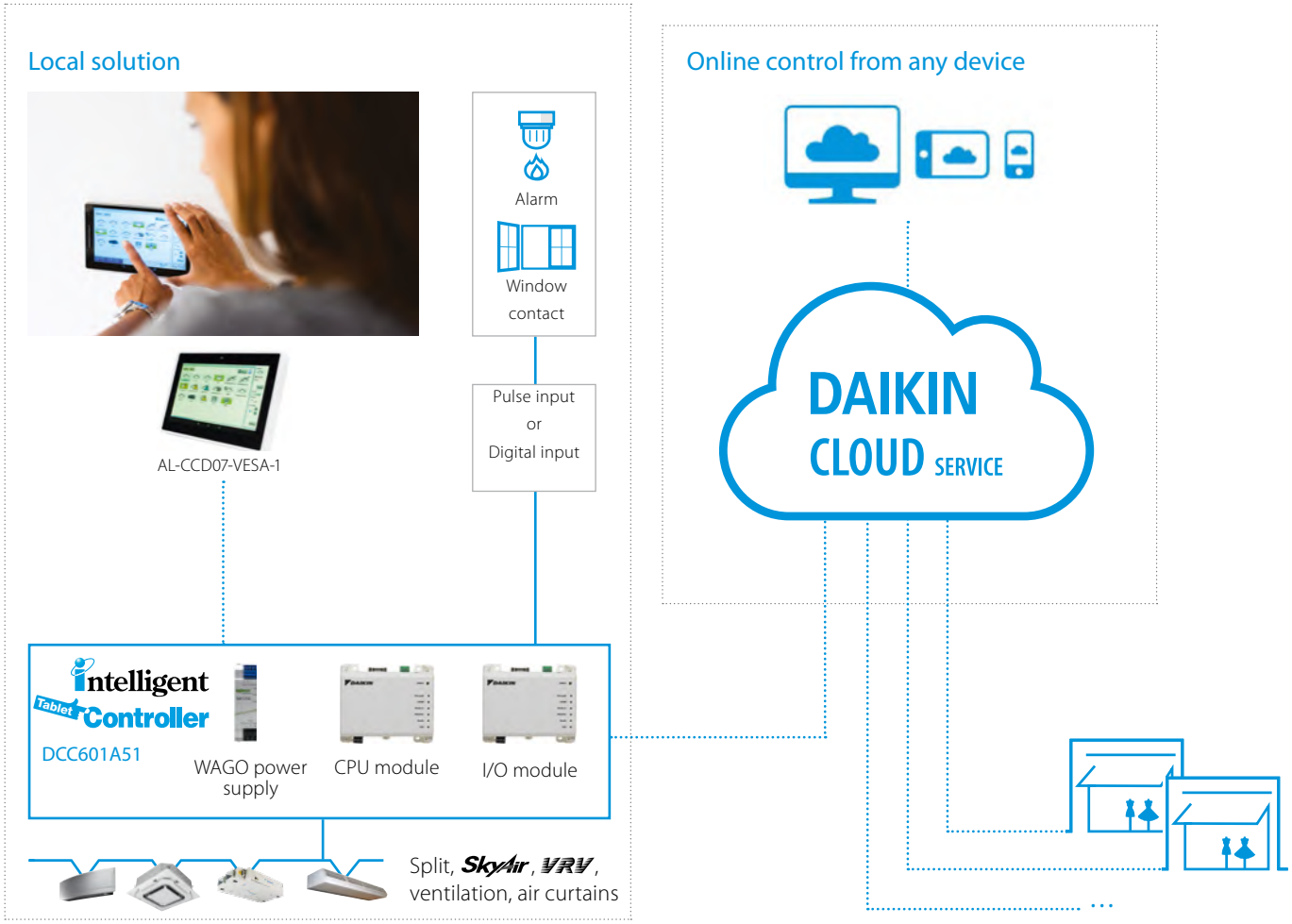

(1) For VRV and Sky Air R-32 ranges the consumption data is integrated; for other (HVAC) systems, field supplied kWh meters will be required

Total solution

- Total solution thanks to a large integration of Daikin products and 3rd party equipment
- Connect a wide range of units (Split, Sky Air, VRV, Ventilation, Biddle air curtains)
- Simply control your entire building centrally
- Increased customer shopping experience by better management of your shop comfort level

From one to ∞ sites

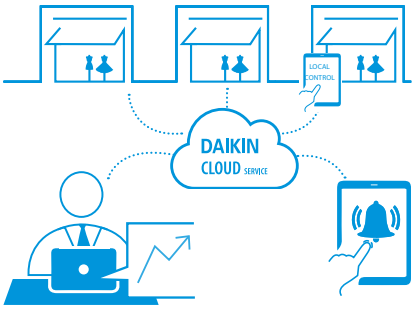

Customer

Installer/ technical manager

Daikin Cloud Services

- Control your building no matter where you are
- Monitor and control multiple sites
- Installer or technical manager can remotely login to the cloud for first trouble-shooting
- Benchmark the energy consumption of different installations (1)
- Manage & track your energy use

NEW
Clear dashboard overview

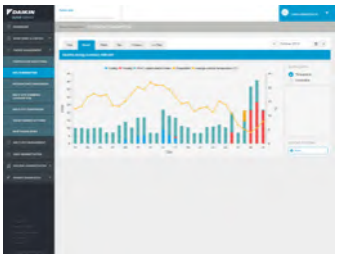

Energy management and consumption follow up

User friendly touch control

- Stylish Daikin supplied optional screen for local control fits any interior
- Intuitive and user-friendly interface
- Full solution with simple control
- Easy commissioning

Flexible

- Pulse/digital inputs for 3rd party equipment such as kWh meters, emergency input, window contact, …
- Modular concept allows your cloud to grow with your business
- Control up to 32 indoor units per controller and 320 units per site

(1) only available in combination with certain indoor units

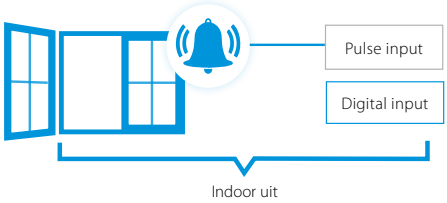

Functions overview

		Local solution	Cloud solution
Languages		Depends on local device	EN, DE, FR, NL, ES, IT, EL, PT, RU, TR, DA, SV, NO, FI, CS, HR, HU, PL, RO, SL, BG, SK
System layout	N° of connectable indoor units	32	32
	Multiple sites control		●
Monitoring & control	Basic control functions (ON/OFF, mode, filter sign, setpoint, fan speed, ventilation mode, room temperature, …)	●	●
	Remote control prohibition	●	●
	All devices ON/OFF	●	●
	Zone control		●
	Group control	●	●
	Weekly schedule	●	●
	Yearly schedule		●
	Interlock control	●	●
	Set point limitation		●
	Visualisation of energy use per operation mode		●
Connectable to	DX split, Sky Air, VRV	●	●
	Modular L Smart, VAM, VKM ventilation	●	●
	Air curtains	●	●

For available Daikin Cloud Service options refer to the option list

intelligent touch Manager

Mini BMS

with full integration across all product pillars

DCM601A51

intelligent touch Manager

- Price competitive mini BMS
- Cross-pillar integration of Daikin products
- Integration of third party equipment

Download the WAGO selection tool from my.daikin.eu

› Easy selection of WAGO materials
› Material list creation
› Time saving
- Includes wiring schemes
- Contains commissioning/preset data for iTM

Check on YouTube

https://www.youtube.com/DaikinEurope

System overview

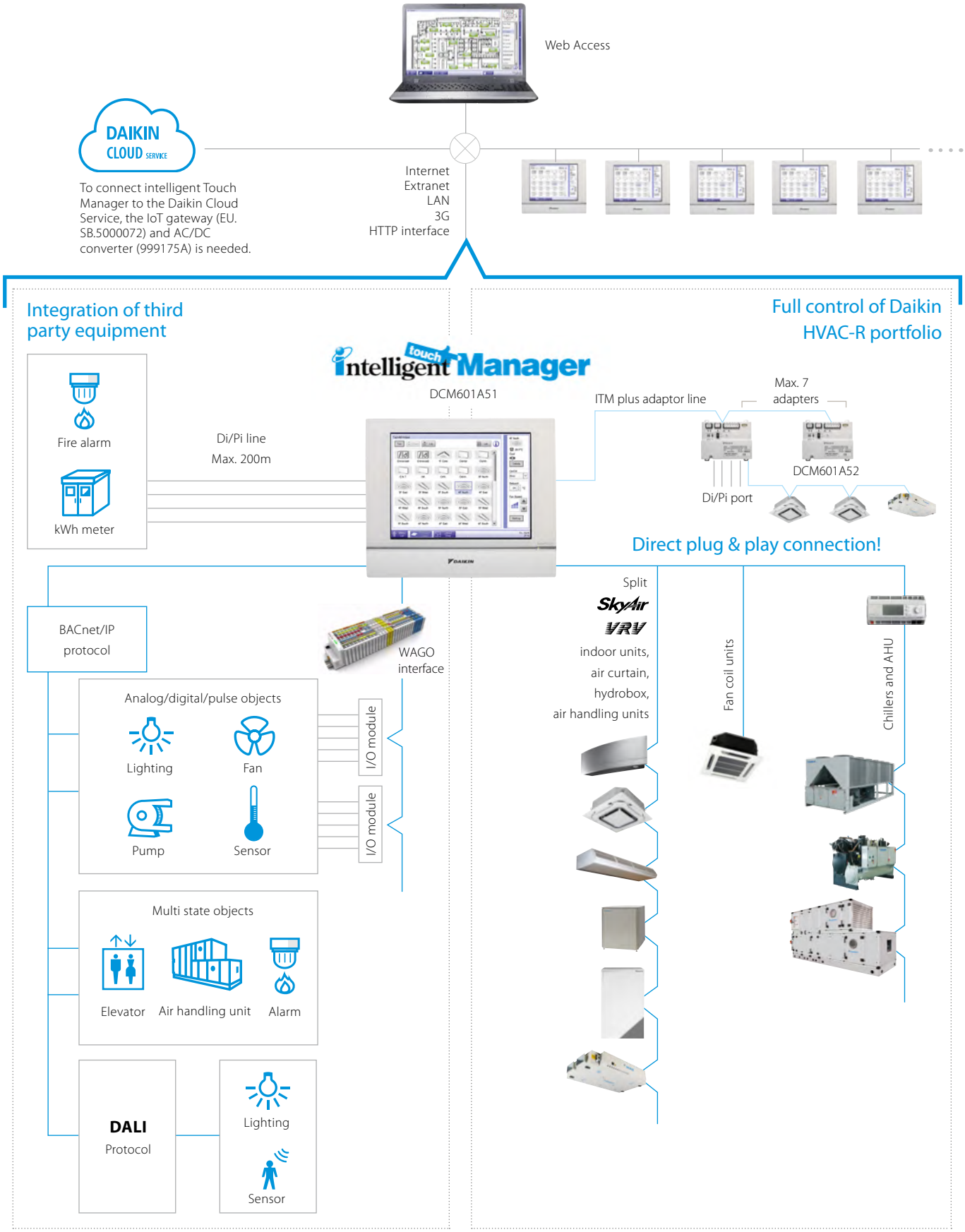

touch intelligent Manager

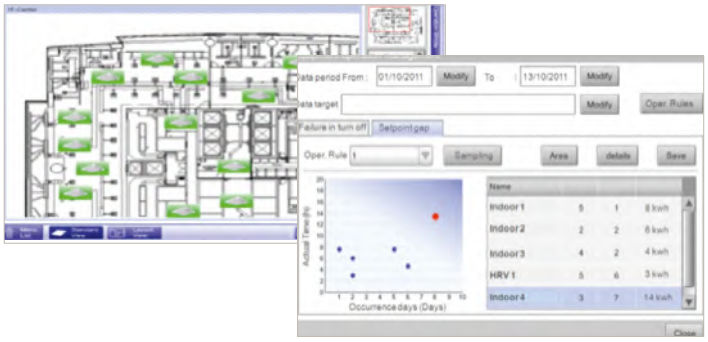

User friendliness

› Intuitive user interface
› Visual lay out view and direct access to indoor unit main functions
› All functions direct accessible via touch screen or via web interface

Smart energy management

› Monitoring if energy use is according to plan
› Helps to detect origins of energy waste
› Powerful schedules guarantee correct operation throughout the year
› Save energy by interlocking A/C operation with other equipment such as heating

Flexibility

› Cross-pillar integration (heating, air conditioning, applied systems, refrigeration, air handling units)
› BACnet protocol for 3rd party products integration
› I/O for integration of equipment such as lights, pumps… on WAGO modules
› Modular concept for small to large applications
› Control up to 512 indoor unit groups via one ITM and combine multiple ITM via web interface

Easy servicing and commissioning

› Remote refrigerant containment check reducing on site visit
› Simplified troubleshooting
› Save time on commissioning thanks to the pre-commissioning tool
› Auto registration of indoor units

Plug & play

Split

SkyAir

VRV

Fan coils


Chillers and AHU

HRV ventilation

Flexibility in size
64 up to 512 groups

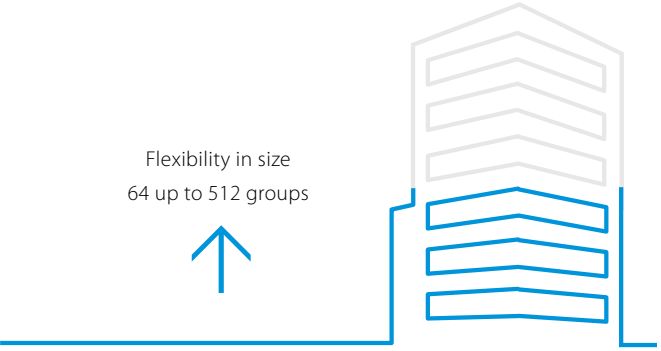

BACnet/IP protocol

DALI Protocol
Lighting
Sensor

Lighting
Air handling unit
Pump
Elevator
Fan
Alarm
Sensor

WAGO I/O

Lighting
Fan
Pump
Sensor

Functions overview

Languages
- English
- French
- German
- Italian
- Spanish
- Dutch
- Portuguese

Management
- Web access via html 5
- Power Proportional Distribution (option)
- Operational history (malfunctions, …)
- Smart energy management
  - monitor if energy use is according to plan
  - detect origins of energy waste
- Setback function
- Sliding temperature

WAGO Interface
- Modular integration of 3rd party equipment
- Large variety of input and outputs available. For more details refer to the options list

Open http interface
- Communication to any third party controller (domotics, BMS, etc.) is possible via http open interface (http option DCM007A51)

System layout
- Up to 512 unit groups can be controlled (ITM + 7 iTM Plus adapters)

Control
- Individual control (512 groups)
- Schedule setting (Weekly schedule, yearly calender, seasonal schedule)
- Interlock control
- Setpoint limitation
- Temperature limit

DALI integration
- Control and monitor the lights
- Easier facility management: receive error signal when light or light controller has a malfunction
- Flexible approach and less wiring needed, compared to classic light scheme
- Easier to make groups and control scenes
- Connection between intelligent Touch Manager and DALI through WAGO BACnet / IP interface

Connectable to
- DX Split, Sky Air, VRV
- HRV
- Chillers (via MT3-EKCMBACIP controller)
- Daikin AHU (via MT3-EKCMBACIP controller)
- Fan coils
- LT and HT hydroboxes
- Biddle Air curtains
- WAGO I/O
- BACnet/IP protocol
- Daikin PMS interface (option DCM010A51)

Daikin Applied Europe

Control Solutions

intelligent Chiller Manager

The intelligent Chiller Manager is a factory-engineered control solution to manage a chiller plant room. It is responsible for the **optimal sequencing and staging** of Chillers, Heat Pumps and Multipurpose units even in a **mixed plant configuration** and in both Heating and Cooling modes.
The extended control solution integrated the management of Cooling Towers and manifolded Pumps for air and water cooled chiller plant.
By reaching higher plant performance and efficiency levels, the intelligent Chiller Manager is the best and qualified solution for your HVAC equipment in a wide range of **Applications**.

Key Benefits

- High performance
- Lower energy & Maintenance Costs
- Increase reliability & lifetime
- Remote control and monitoring through Daikin on Site
- **No additional installation required**

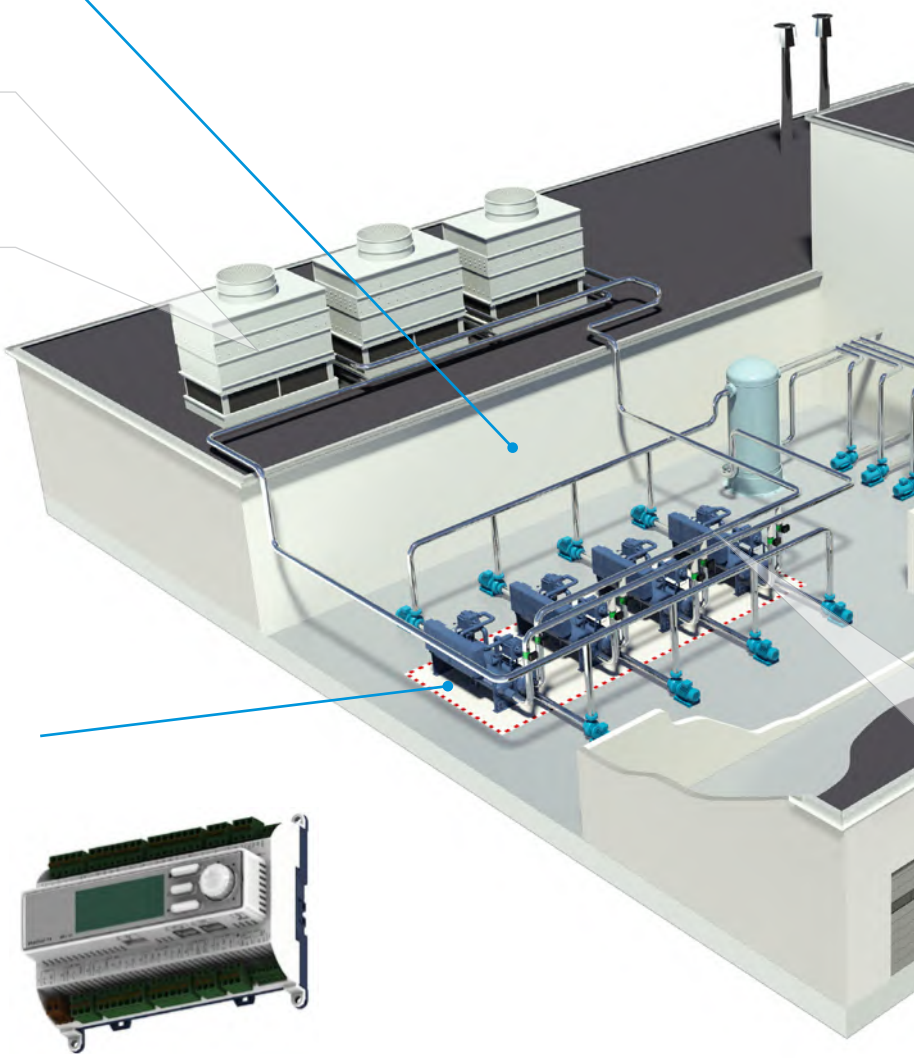

Microtech® 4 Unit Controller

The new **Microtech® 4** (MT4) controller is **faster, smarter and connected**. With the hardware improvements introduced by the new controller on all air/water cooled chillers, **advanced logics and algorithms** development at unit level are possible. Communication protocols like **Modbus** and **BACNet** are also available without any additional hardware required because the MT4 controller supports them natively.

Daikin on Site

Daikin on Site is the unique solution for remote monitoring and smart maintenance. It allows a complete remote operation of every unit with different users and levels of access.

Daikin on site is fully compatible with All Daikin Applied Europe products and it can integrate **third-party products** like **IoT devices** (i.e. IAQ sensors).

Daikin has developed two offers called Daikin on Site: Partner and Daikin on Site: Premium.

- REMOTE MONITORING
- REPORTING
- ALARM TROUBLESHOOTING
- ENERGY ANALYSIS
- REFRIGERANT LEAKAGE DETECTION

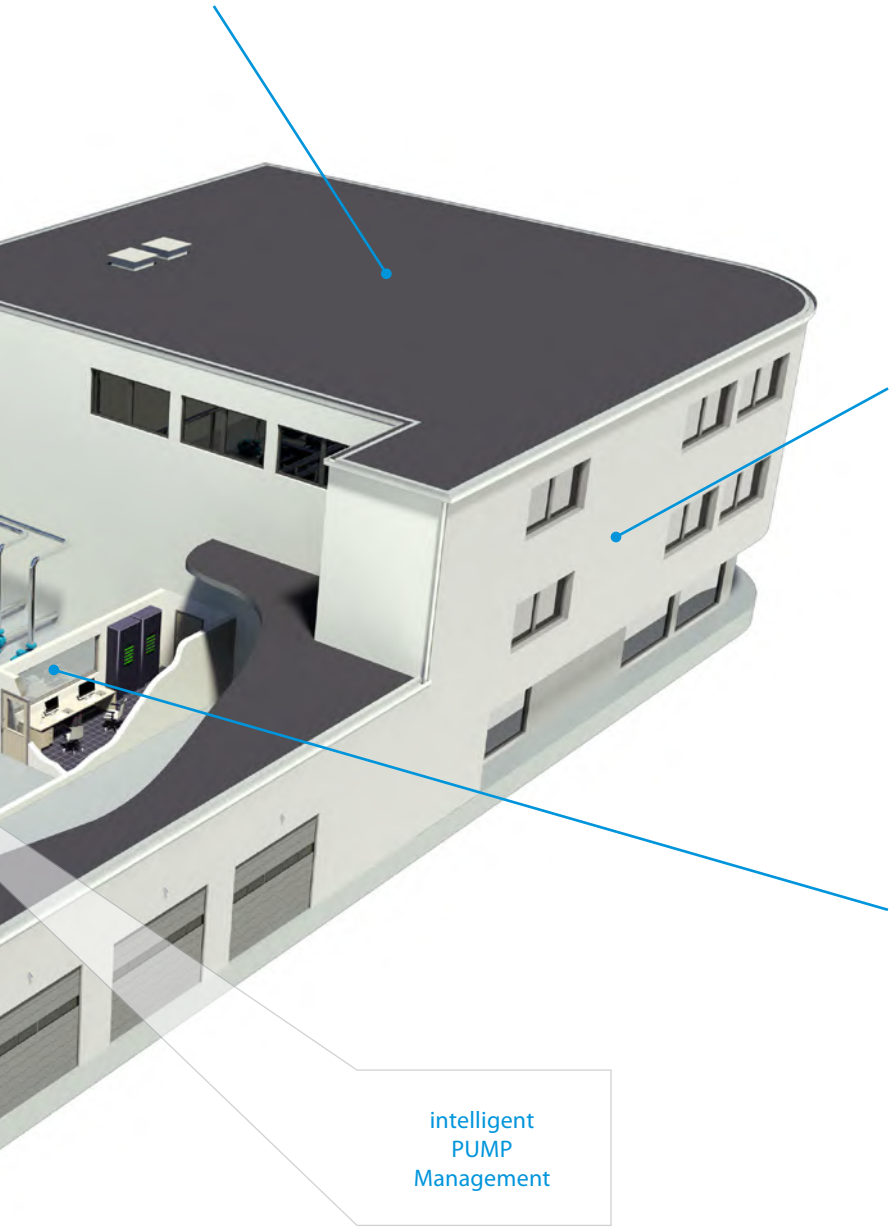

Building management system Integration

With MT4 unit the communication protocols such as **Modbus** and **BACNet** are available directly from the controller and activated from Factory when ordered or through the after-sales channel.

Performance Monitoring

With MT4, advanced algorithms implementation in the unit controller are possible, such as the **Performance Monitoring** (Option 186).
This **sensor-less algorithm** calculates the unit cooling capacity by using refrigerant pressure and temperature readings. Electrical power is calculated either from compressor VFD power and fan, or directly measured through optional energy meter. As a standard, **no extra-hardware is required.**

Factory-engineered system control to manage a chiller plant room

Thus optimising its performance and increasing its reliability by:
› Optimal start-up, sequencing & staging of chillers
› Matching chiller capacity to load demand

iCM's main functionalities:

Availability
Determines whether chillers are available or not, based on:
› Inputs from the chiller unit controllers
› Modbus communication status
› Pump status

Sequencing
Optimises the order in which available chillers are turned on and off depending on operating hours, energy efficiency, etc.

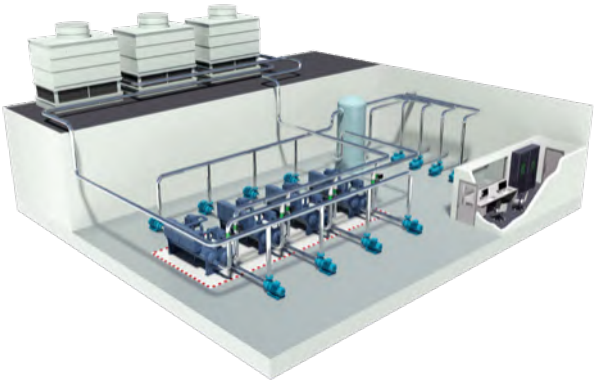

Staging
Calculates **energy-optimal stage-up/stage-down** of the chiller by determining the increased capacity demand by capacity control, compensation of temperature and rotation. This function aims at providing the most energy-efficient combination of chillers on a continuous basis.

Stopping Last Chiller/Recycling
Captures a rise in demand when the **last chiller is staged down,** by operating the pump dedicated to the next ON chiller at a minimum VFD frequency.

Min/Max Operating Chiller Setting
Ensures that the number of operating chillers always **stays within a certain range,** regardless of changes in demand.

Why choose iCM?

› Optimise performance
› Increase reliability
› Reduce energy costs
› Reduce maintenance costs
› Factory-engineered and tested
› Remote control and monitoring. From one-time commissioning to real-time commissioning

Daikin is the best qualified partner to optimise the operation of a Daikin chiller plant room.

Remote control and monitoring possibilities

(valid for both Standard and Customised versions)

› **Connectivity to Daikin's remote monitoring and control system (www.daikinonsite.com)** for remote monitoring and service providing Internet connection to the main controller
› **Integration with general BAS/BMS** offered through BACnet or Modbus Modules based on BACnet/IP or Modbus RTU/RS-485 protocols
› **Built-in HMI, Remote HMI, Web HMI and daikinonsite.com** are available for control and configuration

Integrated logics for Plant Management

Chiller Intelligent Manager

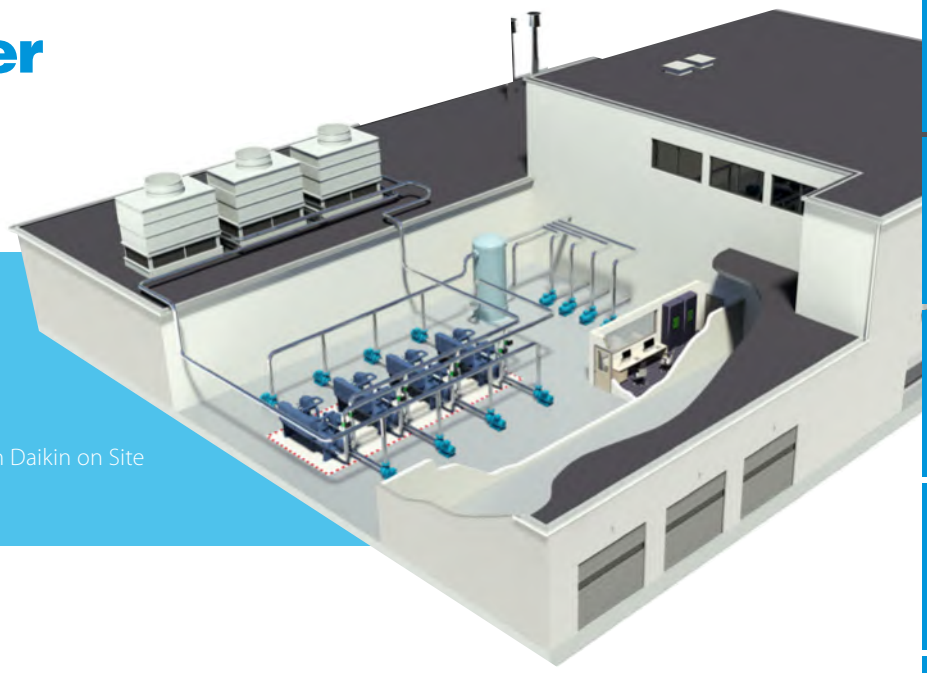

Key Benefits

- High performance
- Lower energy & Maintenance Costs
- Increase reliability & lifetime
- Remote control and monitoring through Daikin on Site
- **No additional installation required**

Control strategies

Advanced control strategies can be chosen to optimise units life time and the energy efficiency of a chillers plant:

- by sequencing it is decided which unit must start or stop
- by staging the unit shares the load based on a threshold specified by the user

Control options

iCM can manage:

- Special control options such as: VPF, Demand Limit, Rapid Restart are manged by iCM in a multiple unit system
- Heat recovery option management
- Free cooling option management
- Manifolded pumps management (evaporator/condenser) – iPM control panel is required
- Cooling tower system management – iCT control panel is required

What are the main differences between Master/Slave and iCM?

For Daikin unit equipped with MT4, iCM are set of functions embedded directly in the unit controller. In addition for those applications not covered by the embedded functions, iCM customized are also available.

While Master/Slave can manage systems composed by units model of the same type, iCM can manage cooling, heating and plants made of different kind of units

Feature	Master/Slave	New iCM
Number of chillers	UP TO 4	UP TO 8
Plants with All Chillers	same models	YES
Plants with all Heat Pumps	same models	YES
Plants with Multipurpose	YES	YES
Mix of Chillers (max 2 circuits) + Multipurpose	NO	**YES**
Mix of Chillers + Heat Pumps	NO	**YES**
Chillers with Heat Recovery	NO	**YES**
Chillers with free cooling	NO	**YES**
Units with modulable capacity control	YES	YES
Units with step capacity control	YES	YES

Product line-up

intelligent Chiller Manager

iCM Standard new PRODUCT LINE-UP based on MT4

ICM as unit option 184:
› Up to 8 daikin chillers
› Mixed systems (Chiller + heat pumps or chillers + multipurpose)
› Heating/cooling operating modes
› Heat recovery management
› Free cooling management
› Units with modulable capacity control
› Units with step capacity control

Intelligent Pump Manager:
› Up to 5 dedicated or manifolded pumps (evaporator or condenser)
› Up to 10 dedicated or manifolded pumps (evaporator or condenser)

Intelligent Cooling Tower Manager:
› Up to 10 manifolded cooling towers (available with Pump Manager at the condenser side)





Up to 10 COOLING TOWER MANAGER (only available with PUMP MANAGER at the condeser side)



DAIKIN

RTD

Modbus Interface

RTD-RA

› Modbus interface for monitoring and control of residential indoor units

RTD-NET

› Modbus interface for monitoring and control of Sky Air, VRV, VAM and VKM

RTD-10

› Advanced integration into BMS of Sky Air, VRV, VAM and VKM through either:
- Modbus
- Voltage (0-10V)
- Resistance

› Duty/standby function for server rooms

RTD-20

› Advanced control of Sky Air, VRV, VAM/VKM and air curtains
› Clone or independent zone control
› Increased comfort with integration of CO_2 sensor for fresh air volume control
› Save on running costs via
- pre/post and trade mode
- set point limitation
- overall shut down
- PIR sensor for adaptive deadband

RTD-HO

› Modbus interface for monitoring and control of Sky Air, VRV, VAM and VKM
› Intelligent hotel room controller

RTD-W

› Modbus interface for monitoring and control of Daikin Altherma Flex Type, VRV HT hydrobox and small inverter chiller

DCOM-LT/MB

› Modbus interface of Daikin Altherma air-to-water heat pumps, hybrid heat pumps and ground source heat pumps

DCOM/LT-IO

› Voltage & resistance control in addition to Modbus

Overview functions

Main functions	RTD-RA	RTD-NET	RTD-10	RTD-20	RTD-HO
Dimensions H x W x D mm	80 x 80 x 37.5	100 x100 x 22			
Key card + window contact					✓
Set back function	✓				✓
Prohibit or restrict remote control functions (setpoint limitation, ...)	✓	✓	✓	✓**	✓
Modbus (RS485)	✓	✓	✓	✓	✓
Group control	✓(1)	✓	✓	✓	✓
0 - 10 V control			✓	✓	
Resistance control			✓	✓	
IT application	✓		✓		
Heating interlock			✓	✓	
Output signal (on/defrost, error)			✓	✓****	✓
Retail application				✓	
Partitioned room control				✓	
Air curtain		✓***	✓***	✓	

(1): By combining RTD-RA devices

Control functions	RTD-RA	RTD-NET	RTD-10	RTD-20	RTD-HO
On/Off	M,C	M	M,V,R	M	M*
Set point	M	M	M,V,R	M	M*
Mode	M	M	M,V,R	M	M*
Fan	M	M	M,V,R	M	M*
Louver	M	M	M,V,R	M	M*
HRV Damper control		M	M,V,R	M	
Prohibit/Restrict functions	M	M	M,V,R	M	M*
Forced thermo off	M				

Monitoring functions	RTD-RA	RTD-NET	RTD-10	RTD-20	RTD-HO
On/Off	M	M	M	M	M
Set point	M	M	M	M	M
Mode	M	M	M	M	M
Fan	M	M	M	M	M
Louver	M	M	M	M	M
RC temperature		M	M	M	M
RC mode		M	M	M	M
N° of units		M	M	M	M
Fault	M	M	M	M	M
Fault code	M	M	M	M	M
Return air temperature (Average /Min/Max)	M	M	M	M	M
Filter alarm		M	M	M	M
Termo on	M	M	M	M	M
Defrost		M	M	M	M
Coil In/Out temperature	M	M	M	M	M

Main functions	RTD-W
Dimensions H x W x D mm	100x100x22
On/off prohibition	✓
Modbus RS485	✓
Dry contact control	✓
Output signal (operation error)	✓
Space heating / cooling operation	✓
Domestic hot water control	✓
Smart Grid control	

Control functions	
On/Off Space heating/cooling	M,C
Set point leaving water temperature (heating / cooling)	M,V
Room temperature setpoint	M
Operation mode	M
Domestic Hot water ON	
Domestic Hot Water reheat	M,C
Domestic Hot Water reheat setpoint	
Domestic Hot Water storage	M
Domestic Hot Water Booster setpoint	
Quiet mode	M,C
Weather dependent setpoint enable	M
Weather dependent curve shift	M
Fault/pump info relay choice	
Control source prohibition	M

Smart grid mode control	
Prohibit Space heating/cooling	
Prohibit DHW	
Prohibit Electric heaters	
Prohibit All operation	
PV available for storage	
Powerful boost	

Monitoring functions	
› On/Off Space heating/cooling	› M,C
› Set point leaving water temperature (H/C)	› M
› Room temperature setpoint	› M
› Operation mode	› M
› Domestic Hot Water reheat	› M
› Domestic Hot Water storage	› M
› Number of units in the group	› M
› Average leaving water temperature	› M
› Remocon room temperature	› M
› Fault	› M,C
› Fault code	› M
› Circulation pump operation	› M
› Flow rate	
› Solar pump operation	
› Compressor status	› M
› Desinfection operation	› M
› Setback operation	› M
› Defrost/ start up	› M
› Hot start	
› Booster Heater operation	
› 3-Way valve status	
› Pump running hours accumulated	› M
› Compressor running hours accumulated	
› Actual leaving water temperature	› M
› Actual return water temperature	› M
› Actual DHW tank temperature (*)	› M
› Actual refrigerant temperature	
› Actual outdoor temperature	› M

M : Modbus / R : Resistance / V : Voltage / C: control
* : only when room is occupied / ** : setpoint limitation / (*) if available
*** : no fan speed control on the CYV air curtain / **** : run & fault

EKMBDXB

DIII-net Modbus interface

Integrated control system for seamless connection between Split, Sky Air, VRV and small inverter chillers and BMS systems

› Communication via Modbus RS485 protocol
› Detailed monitoring and control of the VRV total solution
› Easy and fast installation via DIII-net protocol
› As the Daikin DIII-net protocol is being used, only one modbus interface is needed for a group of Daikin systems (up to 10 outdoor units systems).

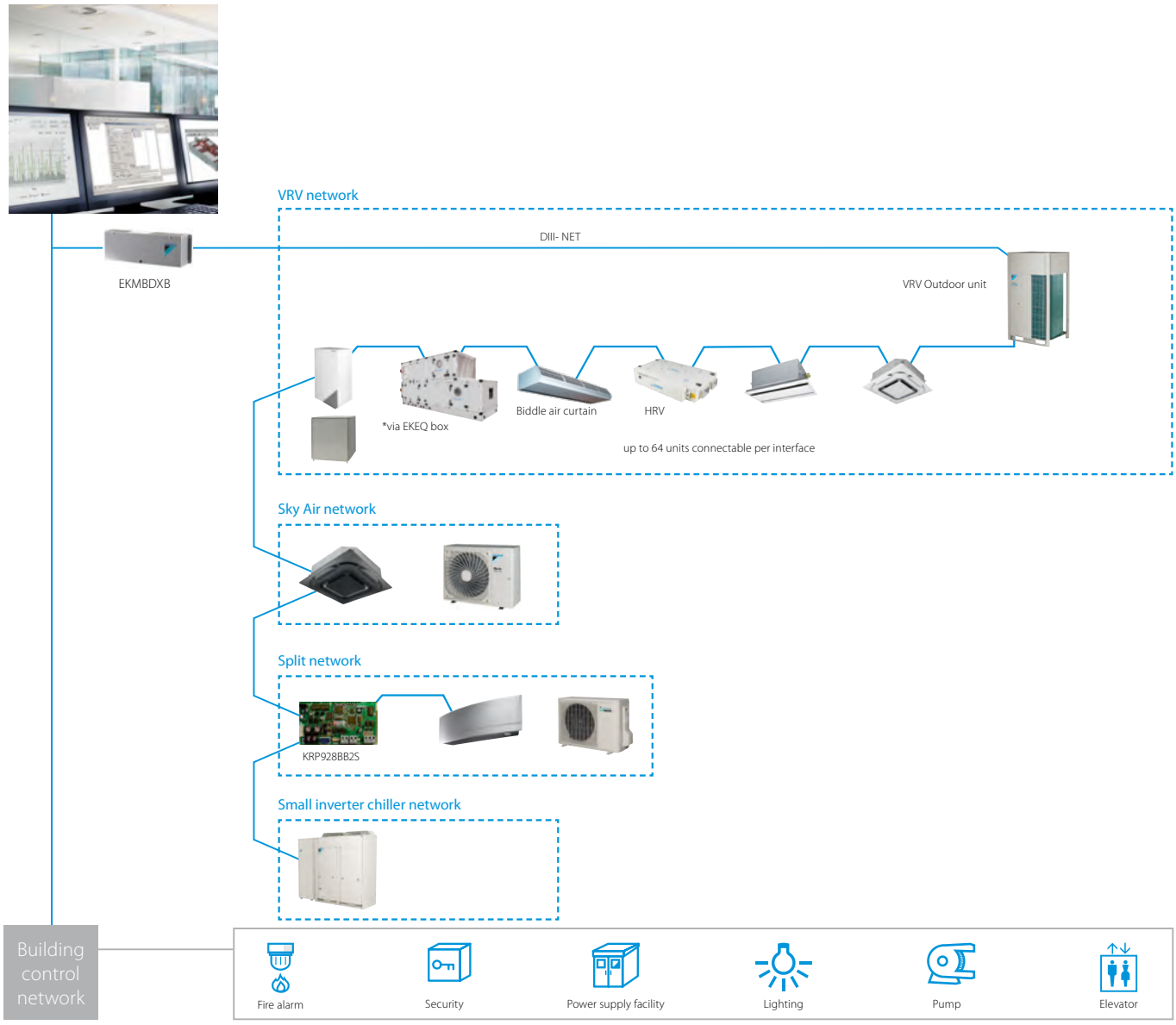

			EKMBDXB7V1
Maximum number of connectable indoor units			64
Maximum number of connectable outdoor units			10
Communication	DIII-NET - Remark		DIII-NET (F1F2)
	Protocol - Remark		2 wire; communication speed: 9600 bps or 19200 bps
	Protocol - Type		RS485 (modbus)
	Protocol - Max. Wiring length	m	500
Dimensions	HeightxWidthxDepth	mm	124x379x87
Weight		kg	2.1
Ambient temperature - operation	Max.	°C	60
	Min.	°C	0
Installation			Indoor installation
Power supply	Frequency	Hz	50
	Voltage	V	220-240

Modbus interface

Integrate chillers, fan coil units and air handling units in BMS systems via modbus protocol

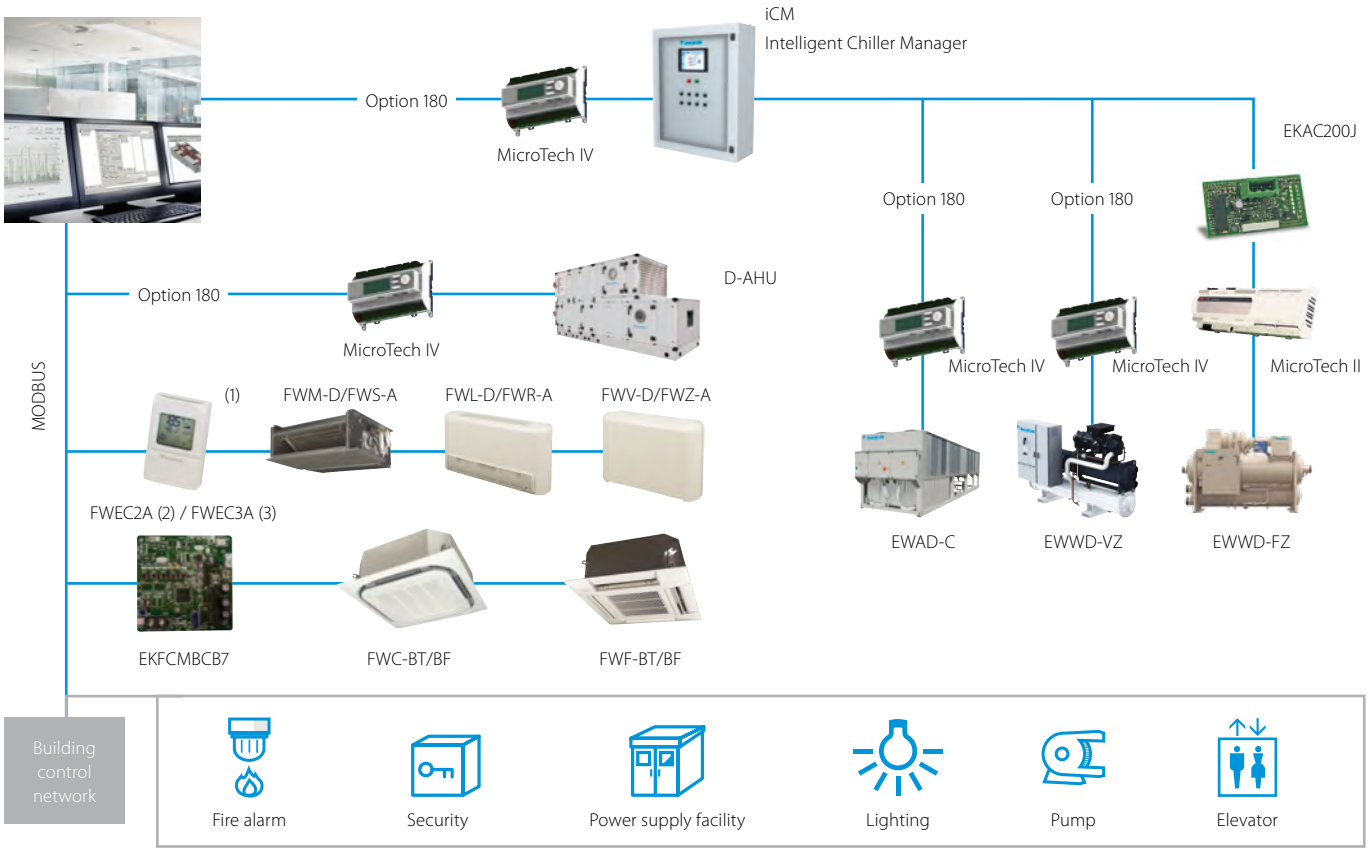

(1) The communication module is integrated in the controller (2) Connection to FWV-D, FWL-D & FWM-D (3) Connection to FWV-D, FWL-D, FWM-D and to FWZ-A, FWR-A, FWS-A

Integrate Refrigeration units in BMS systems via modbus protocol

BRR9A1V1

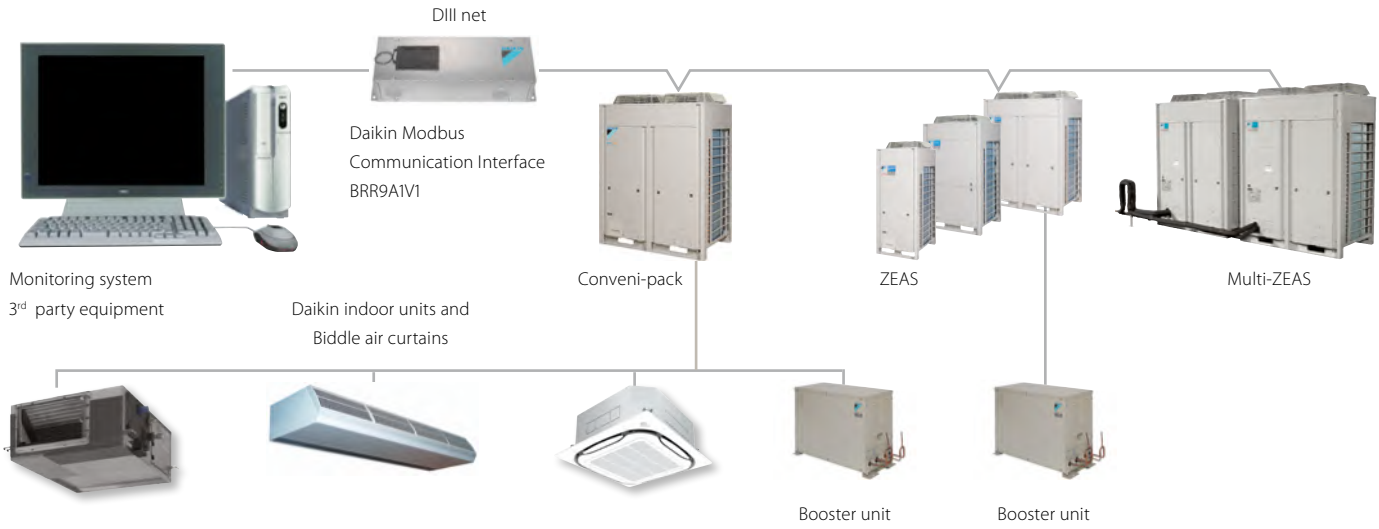

* For all connectable indoor units and Biddle air curtains please refer to the Conveni-pack pages in this catalogue

KLIC-DDV3
KLIC-DI_V2

KNX interface

Integration of Split, Sky Air and VRV in HA/BMS systems

Connect split indoor units to KNX interface for Home Automation system

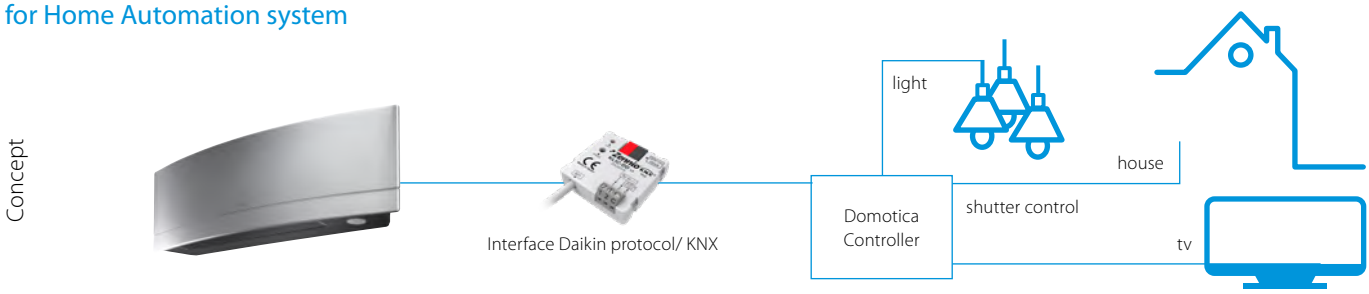

Connect Sky Air / VRV indoor units to KNX interface for BMS integration

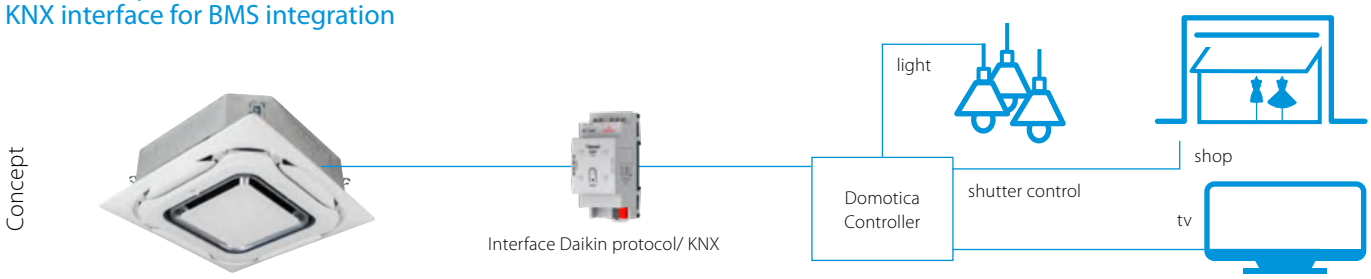

KNX interface line-up

The integration of Daikin indoor units through the KNX interface allows monitoring and control of several devices, such as lights and shutters, from one central controller. One particularly important feature is the ability to programme a 'scene' - such as "Home leave" - in which the end-user selects a range of commands to be executed simultaneously once the scenario is selected. For instance in "Home leave", the air conditioner is off, the lights are turned off, the shutters are closed and the alarm is on.

KNX interface for

	KLIC-DDV3 size 45x45x15mm	KLIC-DI_V2 size 90x60x35mm	
	Split	**Sky Air**	**VRV**
Basic control			
On/Off	●	●	●
Mode	Auto, heat, dry, fan, cool	Auto, heat, dry, fan, cool	Auto, heat, dry, fan, cool
Temperature	●	●	●
Fan speed levels	3 or 5 + auto	2 or 3	2 or 3
Swing	Stop or movement	Stop or movement	Swing or fixed positions (5)
Advanced functionalities			
Error management	Communication errors, Daikin unit errors		
Scenes	●	●	●
Auto switch off	●	●	●
Temperature limitation	●	●	●
Initial configuration	●	●	●
Master and slave configuration		●	●

DCM010A51

PMS Interface

Hotel interface connecting Daikin HVAC with Oracle Property Management Systems

Room view showing room status: check-in, check-out, pre-heating / cooling status, room temperature and A/C status

HVAC settings can be easily observed and changed by the reception desk

Multiple room types (bedroom, meeting room, …) can be defined with customized A/C settings for each type

Features

- User-friendly interface for easy front desk support in hotels, conference centers, …
- Compatible with Oracle Opera PMS (formerly known as Micros Fidelio)
- Automated push of indoor unit settings based on the Opera PMS Check-In and Check-Out commands
- Energy saving thanks to the possibility to limit temperature setpoint
- Up to 5 customized operation profiles based on weather conditions
- Available in 23 languages
- Up to 2,500 units / rooms can be managed

Hotel case example:

› On check-in the HVAC for the room is automatically switched on
› On check-out the HVAC for the room is automatically switched off.
› Increased hotel customer experience by pre-heating / cooling of booked rooms

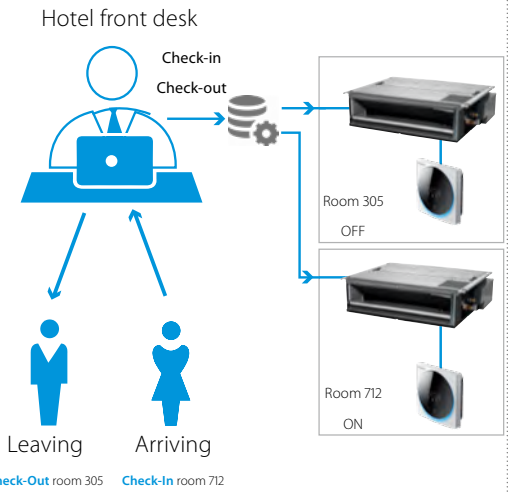

Simplified configuration of Daikin PMS interface

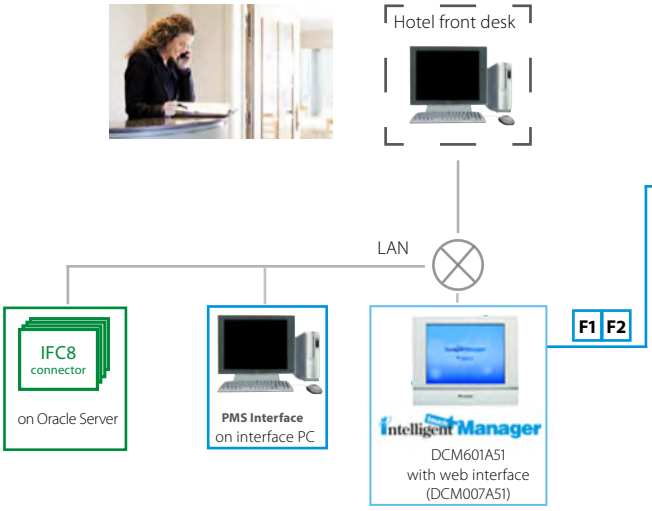

Daikin HVAC network

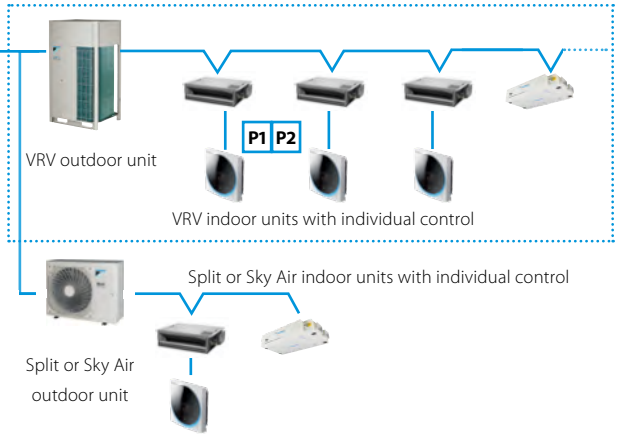

DMS502A51 / EKACBACMSTP / EKCMBACIP / EKCMBACMSTP

BACnet Interface

Integrated control system for seamless connection between VRV, applied systems, air handling units and BMS systems

- Interface for BMS system
- Communication via BACnet protocol (connection via Ethernet)
- Unlimited site size
- Easy and fast installation
- PPD data is available on BMS system (only for VRV)

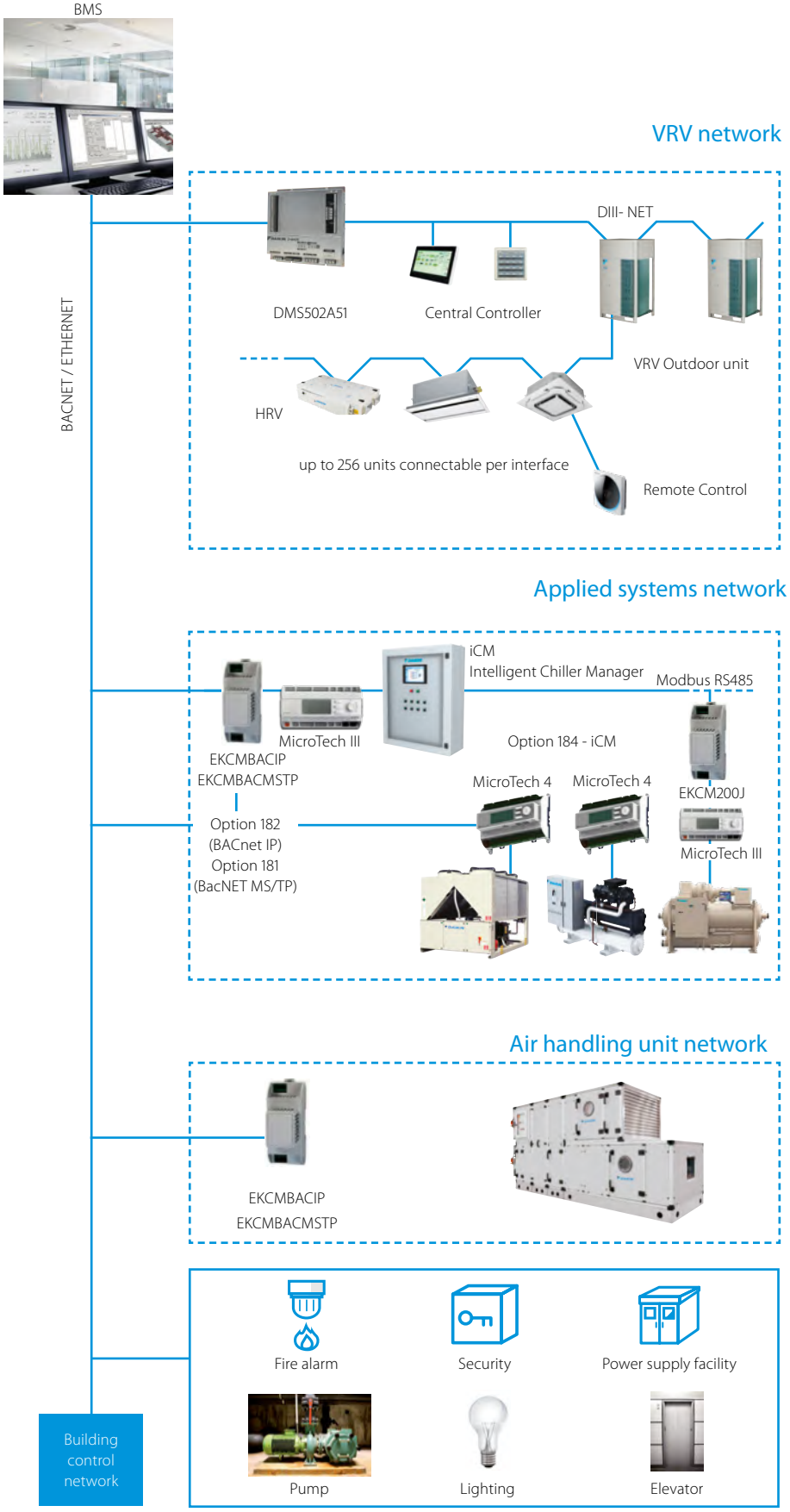

DMS504B51

LonWorks Interface

Open network integration of VRV monitoring and control functions into LonWorks networks

- Interface for Lon connection to LonWorks networks
- Communication via Lon protocol (twisted pair wire)
- Unlimited sitesize
- Quick and easy installation

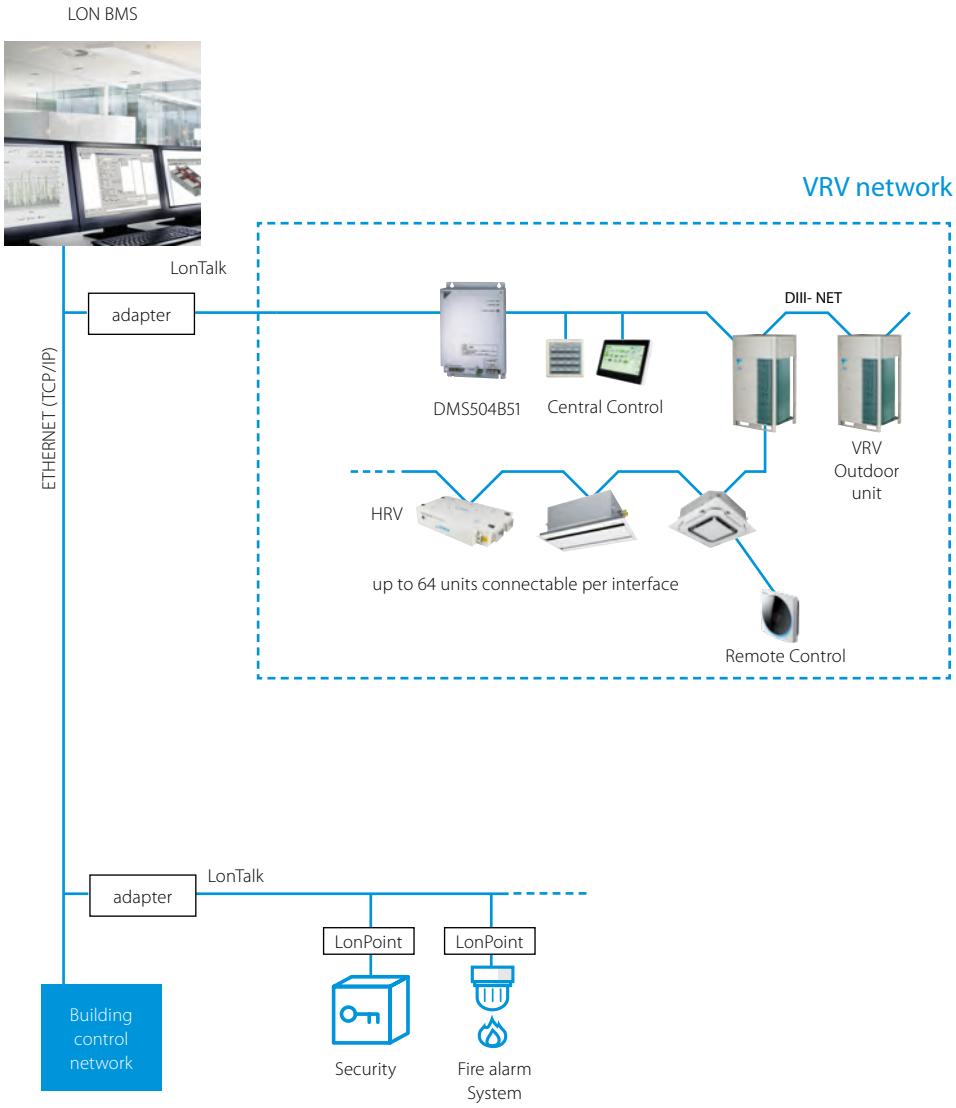

Daikin Cloud Service

to achieve optimal operation

Daikin Cloud Service is a cloud-based remote control and monitoring solution for DX systems. Using enhanced control, monitoring and predictive logic, Daikin Cloud Service provides real-time data and support from Daikin experts to help you identify cost-saving opportunities, increase the lifetime of your equipment and reduce the risk of unexpected issues.

Monitor & control* your system no matter where you are while teaming up with Daikin experts

Remote control and energy visualisation

Puts you in the driving seat of your energy management

- ☑ Control and monitor your premises, wherever you are
- ☑ Centralised control and monitoring of all your premises
- ☑ Check errors remotely without having to go on site
- ☑ Visualise energy consumption and reduce energy waste by comparing different premises
- ☑ Graphical visualization of IEQ parameters (frequency day, week, month, year)
- ☑ Export & print IEQ parameters

Multi-site monitoring

From one to an ∞ number of sites

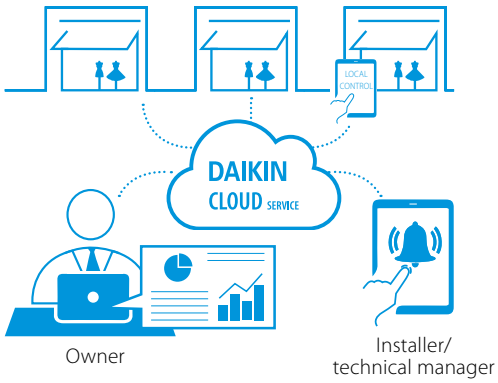

Remote support and diagnostics

Daikin specialist supervision, so you can focus on your core business

- ☑ Early warning of system deviations to maximise system uptime and avoid emergency repairs**
- ☑ Service providers have access to operational data so they arrive on site prepared
- ☑ Remote expert assistance in case of errors



Advice and optimisation

Get the best out of your system through expert advice

- ☑ Periodical analysis and optimisation report by experts
- ☑ Personalised actions to maximise energy efficiency and comfort
- ☑ Increased system lifetime as the system runs as it should

Daikin Cloud Service requires a subscription. Contact your local sales representative for more information.

* Remote Control function via Daikin Cloud Service only available for sites with an Intelligent Tablet controller

** Only available for VRV systems

Daikin Cloud Service packages

	Control and monitoring	Remote support and diagnostics	Advice and optimisation
Remote control, scheduling and interlocking	✓ (DCC601A51 only)	✓ (DCC601A51 only)	✓ (DCC601A51 only)
Energy monitoring	✓	✓	✓
Multi-site benchmark	✓	✓	✓
Alarm history and e-mail notifications**	✗	✓	✓
Predictions and e-mail notifications**	✗	✓	✓
Operational data access	✗	✓	✓
Indoor use analysis	✗	✓	✓
Outdoor use analysis	✗	✓	✓
Remote diagnostic and support from Daikin	✗	✓	✓
Periodical analysis and optimisation advice from Daikin	✗	✗	✓
Can be combined with maintenance programmes: - Technical inspection - Preventive Maintenance Plan - Comprehensive Maintenance Plan	✗	✗	✓

Packages subject to local availability
Daikin Cloud Service replaces VRV Cloud and i-Net services.

Flexible solution

Manage your premises according to your needs, using a local control or remotely via Daikin Cloud Service, or a combination of both.

Control*, no matter where you are

Daikin Cloud Service gives you full control of one or more premises wherever you are, using your PC, tablet or smartphone.

Predictive logic for VRV to prevent breakdowns

The operational data is continuously analysed by Daikin algorithms to predict potential failures and avoid unexpected costs.

Compatible with:

› Intelligent Tablet Controller (DCC601A51)
› Intelligent Touch Manager (DCM601A51) + IoT gateway
› LC8 + IoT gateway

1. Clear dashboard overview

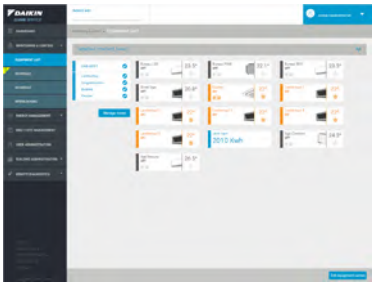
2. Monitor and control your system

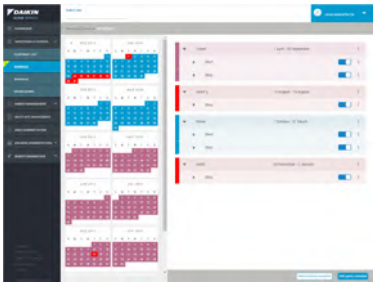
3. Easy setting of schedules

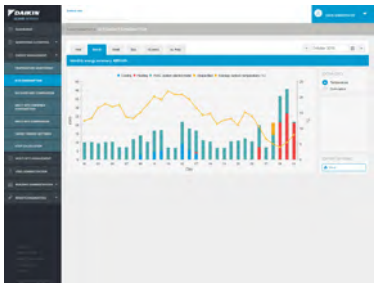
4. Energy management and consumption follow up

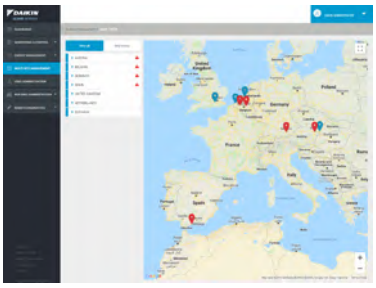
5. Multi site management

IEQ dashboard on DCS

* Remote Control function via Daikin Cloud Service only available for sites with an Intelligent Tablet controller

** Only available for VRV systems

Daikin on Site

Why
Daikin on Site?

Operating costs like energy and maintenance typically account for 85% of the system's total lifetime cost. Undiscovered energy waste and incorrect operation will increase costs and can even lead to unscheduled interruptions.

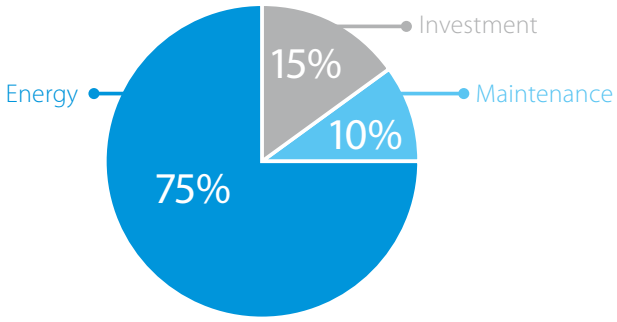

Typical Life cycle Cost of a chiller (15 years)

Using Daikin on Site monitoring results in optimum use and costs over the system's entire lifetime:

› Enhanced control and measuring
› Monitors the system
› Reduces risks at the earliest possible moment
› Keeps the system running as it was intended to
› Controls your IEQ by connecting our sensor

What
is Daikin on Site?

A solution for customer specific needs

The Daikin on Site cloud server collects operational data from the control system of a Daikin chiller or air handling unit plant. Daikin's Smartcentre then turns this data into useful information on a web user interface. Daikin on Site has predefined user roles like:

› **operator**
› **service provider**
› **Daikin specialists**

The Daikin on Site platform's features are designed to:
› Increase uptime, reduce unscheduled interruptions
› Optimise efficiency and reduce energy waste
› Increase lifetime and avoid wear by misuse
› Give insight into the optimum use of equipment, including advice from a Daikin expert

We will combine Daikin on Site remote monitoring with the complementary service programme best suited to your needs.

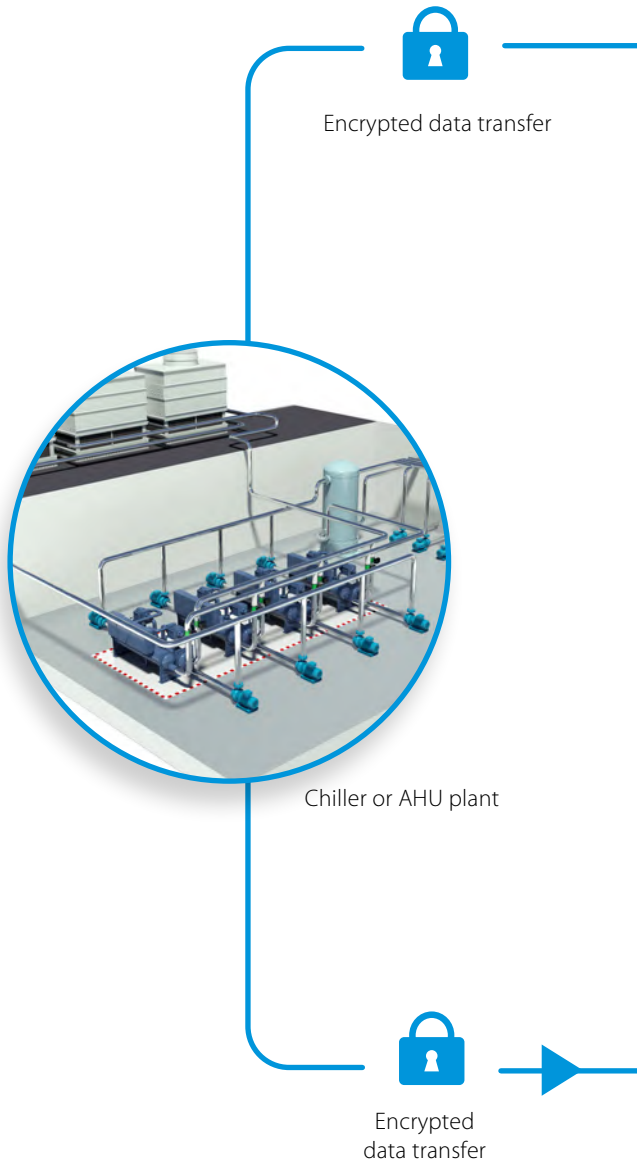



The remote monitoring for Daikin products

Let's enter in Daikin connected HVAC with Daikin on Site cloud solution. An enriched offer meeting every needs. From a basic control up to a full and advanced monitoring of your HVAC equipment directly from your desk. A wide variety of HVAC application can benefit from Daikin on Site and its connected services.

With Daikin on Site, your HVAC equipment will reach high reliability and efficiency levels. No more stops and long waiting time for Alarm troubleshooting. Thanks to a continuous monitoring and advanced tools, Daikin on Site helps to improve the overall system lifetime. A Daikin expert is ready to help and keep monitored your plant, suggesting actions and system improvements.

Daikin on Site is the best solution to improve your HVAC efficiency.

SOON AVAILABLE

CONNECT

Every unit is connected, monitored and controlled through Daikin on Site. This is the perfect tool for remote on/off, setpoint adjustments and alarm notifications.

PARTNER

Keep and maintain the control. Receive alarm notifications, troubleshoot alarms remotely, change setpoints and settings and visualize the status of your unit with graphs and trends.

PREMIUM

Enable the full power of Daikin on Site with additional tools and services to improve energy efficiency and optimize the working conditions and operations of your Plants.

SERVICE TO CUSTOMER

You can hand it to us

Local Daikin Monitoring Center

Service company monitoring center

Facility manager/owner

CLOUD DATA WAREHOUSE

Encrypted data transfer

IEQ Sensor

Our New Indoor Environmental Quality Sensor

Daikin's newest device measures and analyzes your indoor environment to improve your well-being

Why
Indoor Air Quality Matters

Indoor Air Quality

Indoor Air Quality (IAQ) refers to the quality of the air in indoor environments, which affects building's occupants during their everyday lives. When designing HVAC systems for residential buildings, schools, offices, or light commercial buildings, many things must be considered. While it is important to meet the cooling and heating demand, we should also consider aspects such as ventilation, air filtration, and indoor air quality.

Did you know that breathing indoor air, whether it is at home, at the office, or in a hotel room, can be much more polluted than outdoor air? Remember that 90% of our life is spent indoors, and indoor air quality can be 2 to 5 times worse than outdoor air.

Indoor Air Quality components

Indoor Environment Quality (IEQ) is broader than IAQ, and includes lighting, noise, and electromagnetic fields.

1. Ventilation
Ensures the provision of fresh and clean air

2. Energy recovery
Delivers energy savings by transferring heat and moisture between airflows

3. Air processing
Ensures clean and healthy air by filtering out pollen, dust, and odours that are harmful to our health

4. Humidification
Ensures the desired moisture level in the conditioned space

Ventilation

Ventilation systems ensure optimal climate conditions by providing a fresh, healthy, and comfortable environment for buildings of all sizes, as well as for different applications.

In a completely closed room, air cannot easily enter or leave, causing air pollutants to accumulate which could affect the health of the people who use the room. Ventilation is essential for diluting and removing these air pollutants.

A well-maintained ventilation system with an adequate air-exchange rate have been demonstrated to be an effective solution to protect people from contaminants, including viruses.

Monitoring Indoor Air Quality

Nowadays, most things that surround us can be monitored and tracked, even Indoor Air Quality (IAQ). Monitoring and tracking IAQ values can help us to understand how our surrounding environment affects our well-being, and then take action to improve the quality of the environment in which we live, whether this is our homes, the office, a restaurant, schools, or shops.

Features

The Daikin IEQ Sensor measures your well-being by tracking indoor air quality values, environmental comfort, and electromagnetic pollution. It is available with 12 sensors and 15 parameter measures, and connects through your Wi-Fi network or via NB-IoT technology.

Complete Standalone Installation

The Daikin IEQ Sensor does not have to be paired with another product, for an **extremely easy and completely standalone installation** that takes about a minute. The device can be powered up with **microUSB power supply (included).**

Caelum Monitoring Platform

The device connects to Caelum, Daikin's monitoring platform, at www.daikiniaq.com. This **enables you to easily monitor Indoor Air Quality levels and create regular reports based on the data detected by the sensor.** You can even use the platform to show your indoor air quality levels to your visitors.

Mobile App

The **mobile app is available as Daikin AirSense on both the App Store and Play Store.** Once installed on your mobile device and logged in, scan the QR code on the IAQ sensor and **the app will guide you through the entire configuration process.** Once your sensor is configured, you will have access to the entire set of functions from your mobile.

Connectivity

The IEQ sensor ensures **perfect integration with Daikin on Site and Daikin Cloud Service, Daikin's remote monitoring and smart maintenance platform.** It gives you perfect control over the entire heating, ventilation and air conditioning system installed in your building.

Green Building Certification

Installing the Daikin IEQ sensor can help you achieve better sustainability ratings and green building projects certified with **LEED and WELL certification** thanks to **Indoor Environmental Quality credits.**

Video wall

The video wall is a great tool to have a general overview of the measurements conducted by the device. This screen can be shared with the occupants of the buildings to show in each moment the Indoor Air Quality status.

Communication capability

IotNB: This technology can reach devices in areas where reception is poor or difficult to reach. Complete standalone installation. This is a perfect solution for service purposes where access to local Wi-Fi is not allowed or not available.
Wi-Fi: Easy and complete standalone installation.

85 x 85 x 60 mm

Sensor characteristics

AMBIENT LIGHT
Range: 0 lux to 120000 lux
Precision: ±10%
Resolution: 0,1 lux

TEMPERATURE
Range: -40 °C a 85 °C
Precision: ±1 °C (between 0 °C and 65 °C)
Resolution: 0,1 °C

HUMIDITY
Range: 0 to 100% RH
Precision: ±3% RH
Resolution: 0,1% RH

AIR PRESSURE HPA
Range: 300 to 1100 mbar (hPa)
Precision: ± 1 mbar (hPa)
Resolution: 0,18 mbar (hPa)

SOUND PRESSURE
Range: 35 to 120 dBspl
Frequency: from 50 Hz to 20 KHz
Precision: ±1 dBspl
Resolution: 0,1 dBspl

FINE DUST
Concentration Measure PM10/PM2.5:0 µg/m³ to 1000 µg/m³
Precision: (from 0 µg/m³ to 100 µg/m³) : ±15 µg/m³
Precision: (from 100 µg/m³ to 1000 µg/m³) : ±15%
Resolution: 1 µg/m³

ELECTROSMOG
LF Range: 0-400000 nT - Range: 5 Hz - 120 Hz
Precision: ±5% - Resolution: 25nT
HF Range: 0 - 10 V/m - Range: 50 MHz - 300 GHz
Precision: ±10% - Resolution: 0,1 V/m
Measurements performed on 3 axes

AIR QUALITY
Range: 0 to 500
Precision: ±10%
Resolution: 0,1

CO_2
Range: 0 to 5000 ppm
Precision: ±30 ppm (between 0 and 1000 ppm)
±3% (over 1000 ppm)
Resolution: 1 ppm

TVOC
Range: 0 ppb to 1187 ppb
Resolution: 1 ppb
Precision: ±10%

CO_2e
Range: 400 to 8192 ppm
Precision: ±10%
Resolution: 1 ppm

Wi-Fi NETWORKS & SIGNAL INTENSITY (2,4GHz band)
Detects Access Point n° in band 2.4Ghz and overall signal level (from 0 to -100 dBm)

EKPCCAB4

Daikin Configurator Tool + Software

Simplified commissioning: graphical interface to configure, commission and upload system settings

Simplified commissioning

The Daikin configurator for Daikin Altherma and VRV is an advanced software solution that allows for easy system configuration and commissioning:

- Less time is required on the roof configuring the outdoor unit
- Multiple systems at different sites can be managed in exactly the same way, thus offering simplified commissioning for key accounts
- Initial settings on the outdoor unit can be easily retrieved

Simplified commissioning

Retrieve initial system settings

K.RSS

Wireless room temperature sensor

Flexible and easy installation

› Accurate temperature measurement thanks to flexible placement of the sensor
› No need for wiring
› No need to drill holes
› Ideal for refurbishment

Connection diagram Daikin indoor unit PCB (FXSQ example)

RF receiver

RF sensor (transmitter)

Specifications

			Wireless room temperature sensor kit (K.RSS)	
			Wireless room temperature receiver	Wireless room temperature sensor
Dimensions		mm	50 x 50	ø 75
Weight		g	40	60
Power supply			16VDC, max. 20 mA	N/A
Battery life			N/A	+/- 3 years
Battery type			N/A	3 Volt Lithium battery
Maximum range		m	10	
Operation range		°C	0~50	
Communication	Type		RF	
	Frequency	MHz	868.3	

› Room temperature is sent to the indoor unit every 90 seconds or if the temperature difference is 0.2°C or larger.

KRCS*

Wired room temperature sensor

› Accurate temperature measurement, thanks to flexible placement of the sensor
› Specific model code for each indoor unit can be found in the option tables

Specifications

Dimensions (HxW)	mm	60 x 50
Weight	g	300
Length of branch wiring	m	12

ADAPTER PCBs

Simple solutions for unique requirements
Concept and benefits

› Low cost option to satisfy simple control requirements
› Deployed on single or multiple units

			Connectable to:		
			Split	Sky Air	VRV
	(E)KRP1B* adapter for wiring	› Facilitates integration of auxiliary heating apparatus, humidifiers, fans, damper › Powered by and installed at the indoor unit		●	●
	KRP2A*/KRP4A* Wiring adapter for electrical appendices	› Remotely start and stop up to 16 indoor units (1 group) (KRP4A* via P1 P2) › Remotely start and stop up to 128 indoor units (64 groups) (KRP2A* via F1 F2) › Alarm indication/ fire shut down › Remote temperature setpoint adjustment › Cannot be used in combination with a central controller		●	●
	SB.KRP58M2	› Low noise and demand control option for RZAG-N* and RZASG-M* series. › Obligatory mounted plate EKMKSA2 needs to be ordered separately		●	
	KRP58M51	› Low noise and demand control option for RZA-D series. › Includes obligatory mounted plate EKMKSA3 › Obligatory mounting plate EKMKSA3 needs to be ordered separately		●	
	DTA104A* Outdoor Unit External Control Adapter	› Individual or simultaneous control of VRV system operating mode › Demand control of individual or multiple systems › Low noise option for individual or multiple systems			●
	DCS302A52-9 Unification adapter for computerized control	› Enables unified display (operation/malfunction) and unified control (ON/OFF) from BMS system › Must be used together with Intelligent Touch Controller or intelligent Touch Manager › Cannot be combined with KRP2/4* › Can be used for all VRV indoor models			●
	KRP928* Interface adapter for DIII-net	› Allows integration of split units to Daikin central controls	●		
	KRP980* Adapter for split units without an S21 port	› Connect a wired remote control › Connect to Daikin central controls › Allow external contact	●		
	KRP413* Wiring adapter normal open contact / normal open pulse contact	› Switch off auto restart after power failure › Indication of operation mode / error › Remotely start /stop › Remotely change operation mode › Remotely change fan speed	●		

Some adapters require an installation box, refer to the option lists for more information

Accessories

EKRORO		› External ON/OFF or forced off › Example: door or window contact
EKRORO 3		› External ON/OFF or forced off › F1/F2 contact › Example: door or window contact
KRC19-26A		› Mechanical cool/heat selector › Allows switching over an entire system between cooling/heating/fan only › Connects to the A/B/C terminals of the unit
BRP2A81		› Cool/heat selector PCB › Required to connect KRC19-26A to a VRV IV outdoor unit

Individual and centralised controls

	BRC1D*	BRC1E*	BRC1H*	DCS301B51	DST301B51	DCS302C51	DCS601C51
Madoka Assistant app for advanced settings			●				
Electical box KJB111A	●	●	●				
Electical box KJB212A(A) (1)	●	●		●	●		
Electical box KJB311A(A)						●	
Electical box KJB411AA							●

(1) recommended as wider (more stable mounting)

Intelligent Tablet Controller - DCC601A51

		intelligent Tablet Controller		
		Options for local control	Daikin Cloud Service options	Software
Wired screen for local control	AL-CCD07-VESA-1	●	–	–
Control and monitoring package		–	●	–
Remote support and diagnostics package		–	●	–
Advise and optimisation package		–	●	–
Commissioning tool		–	–	●
Software update tool		–	–	●

Daikin Cloud Service requires a subscription. Contact your local sales representative for more information

Standard protocol interfaces - DMS502A51

		BACnet Interface
DIII-net expansion board (2 ports), connects up to 128 additional indoor units	DAM411B51	●
Digital pulse inputs (12) for PPD functionality	DAM412B51	●

Intelligent Chiller Manager

		intelligent Manager
Differential Pressure Sensor 4-20 mA 0-160 kPa	EKQDP2M016	●
Differential Pressure Sensor 4-20 mA 0-250 kPa	EKQDP2M020	●
Differential Pressure Sensor 4-20 mA 0-400 kPa	EKQDP2M040	●
Differential Pressure Sensor 4-20 mA 0-600 kPa	EKQDP2M060	●
ModBus RTU communication module	EKCM200J	●
BACnet IP communication module	EKCMBACIP	●

Intelligent Touch Manager - DCM601A51

		Intelligent Manager	Daikin Cloud Service options (2)
iTM plus adapter – Allows connection of an additional 64 indoor units/groups. Up to 7 adapters can be connected	DCM601A52	•	
iTM PPD software – Allows distribution of used kWh by indoor units connected to the iTM	DCM002A51	•	
iTM HTTP interface - Allows communication to any third party controller via http interface	DCM007A51	•	
iTM Energy navigator – Energy management option	DCM008A51	•	
iTM BACnet Client option – Enables integration of third party devices to the iTM via the BACnet/IP protocol. (This is not a gateway and cannot replace DMS502A51)	DCM009A51	•	
Property Management System (PMS) interface option - Enables to connect to third party PMS systems	DCM010A51	• Oracle Opera PMS	
Monitoring package			•
Remote support and diagnostics package			•
Advise and optimisation package			•

WAGO interface options for intelligent Touch Manager

Required or optional WAGO base modules

Module type	Model code	Specifications	
24 V DC power supply	787-712	100 to 240 V AC —> 24 V DC, 2.5 A	Required
Communications unit (Bus coupler)	WGDCMCPLR2	RS-485, Max:115.2kbps, not programmable	Required
Connector (1)	750-960		Required
Terminator module	750-600		Required
Power supply module	750-613	IN: 24 V DC, OUT: 5 V DC	Optional

Supported WAGO I/0 modules

I/0 module type	Model code	Specifications	N° of contacts
Di	750-400	No-voltage contact input Contact rating: 24 V DC / 4.5 mA"	2
	750-432		4
	750-430	No-voltage contact input Contact rating: 24 V DC / 2.8 mA	8
Do	750-513/000-001	No-voltage contact output Contact rating: 230 V AC / 30 V DC, 2 A	2
	750-504	No-voltage contact output Contact rating: 24 V DC / 0.5 A	4
Ai	750-454	Rated at 4 to 20 mA: 12-bit resolution	2
	750-455		4
	750-479	Rated at –10 to 10 V: 13-bit resolution	2
	750-459	Rated at 0 to 10 V: 12-bit resolution	4
Ao	750-554	Rated at 4 to 20 mA: 12-bit resolution	2
	750-555		4
	750-560	Rated at –10 to 10 V: 10-bit resolution	2
	750-559	Rated at 0 to 10 V: 12-bit resolution	4
Thermistor	750-461/020-000	NTC20K thermistor	2
	750-461	Pt 100/RTD	2
	750-460		4
	750-461/000-003	Pt 1000/RTD	2
	750-460/000-003		4
	50-461/000-004	Ni 100/RTD	2
	750-461/000-005	Ni1000 TK6180/RTD	2
	750-460/000-005		4
Pi	750-638	Minimum pulse width: 1 ms	2

(1) This connector must be attached to a communications unit that is connected to the RS485 port (2-pin) of the iTM unit.

(2) To connect intelligent Touch Manager to the Daikin Cloud Service, the IoT gateway (EU.SB.5000072) and AC/DC converter (999175A) is needed.

Power supply

T1 = 3~, 220V, 50Hz
V1 = 1~, 220-240V, 50Hz
VE = 1~, 220-240V/220V, 50Hz/60Hz*
V3 = 1~, 230V, 50Hz
VM = 1~, 220~240V/220~230V, 50Hz/60Hz
W1 = 3N~, 400V, 50Hz
Y1 = 3~, 400V, 50Hz

* For VE power supply only 1~, 220-240V, 50Hz data is displayed in this catalogue.

Conversion table refrigerant piping

inch	mm
1/4″	6.4 mm
3/8″	9.5 mm
1/2″	12.7 mm
5/8″	15.9 mm
3/4″	19.1 mm
7/8″	22.2 mm
1 1/8″	28.5 mm
1 3/8″	34.9 mm
1 5/8″	41.3 mm
1 3/4″	44.5 mm
2″	50.8 mm
2 1/8″	54 mm
2 5/8″	66.7 mm

F-gas regulation

Any refrigeration system that contains fluorinated greenhouse gases is in scope of the F-gas regulations.
For fully/partially pre-charged equipment: contains fluorinated greenhouse gases. Actual refrigerant charge depends on the final unit construction, details can be found on the unit labels and in the notes underneath the specification tables in this catalogue.
For non pre-charged equipment (including, but not limited to racks): its functioning relies on fluorinated greenhouse gases.
The F-gas regulations do not apply to systems that contain only natural refrigerants such as propane or carbon dioxide.

Measuring conditions

Air conditioning

1) Nominal cooling capacities are based on:	
Indoor temperature	27°CDB/19°CWB
Outdoor temperature	35°CDB
Refrigerant piping length	7.5m - 8/5m VRV
Level difference	0m
2) Nominal heating capacities are based on:	
Indoor temperature	20°CDB
Outdoor temperature	7°CDB/6°CWB
Refrigerant piping length	7.5m - 8/5m VRV
Level difference	0m

Refrigeration

ZEAS	Chilling		Evaporating temp. -10°C; outdoor temp. 32°C; Suction SH10°C
	Freezing		Evaporating temp. -35°C; outdoor temp. 32°C; Suction SH10°C
Conveni-Pack	Mix Air conditioning and refrigeration operating mode		Indoor temp. 27°CDB/19°CWB; outdoor temp. 32°CDB; piping length:7.5m; level difference: 0m; refrigeration side: Evaporating temp. -10°C; outdoor temp. 32°CDB; Suction SH: 10°C
	Mix heating and refrigeration operating mode (Heating recovery 100% mode)		Indoor temp. 20°C; outdoor temp. 7°CDB,6°CWB; advertised refrigerant load (Evaporating temp. -10°C; Suction SH: 10°C); piping length:7.5m; level difference: 0m
Booster unit			Evaporating temp. -35°C; outdoor temp. 32°C; suction SH 10K; saturated temp. to discharge pressure of booster unit -10°C
CCU/SCU	Medium temperature application		Medium temperature application: Outside ambient temp. 32°C; Evaporating temp. = -10°C and 10K superheat;
	Low temperature application		Low temperature application: Outside ambient temp. 32°C; Evaporating temp. = -35°C and 20°C suction gas temperature
Zanotti	Uni-Block, Bi-Block, Wineblock	High temperature	When normally running : +10°C / +30°C
		Medium temperature	When normally running : 0°C / 30°C
		Low temperature	When normally running : -20°C / +30°C
	CU (one, twin, and more compressor(s))	Medium temperature	Outside ambient temp. 32°C; Evaporating temp. = -10°C and 20°C suction gas temperature
		Low temperature	Outside ambient temp. 32°C; Evaporating temp. = -35°C and 20°C suction gas temperature

Applied systems

Air cooled	Cooling only		Evaporator: 12°C/7°C	Ambient: 35°CDB
	Heat pump		Evaporator: 12°C/7°C	Ambient: 35°C
			Condenser: 40°C/45°C	Ambient: 7°CDB/6°CWB
Water cooled	Cooling only		Evaporator: 12°C/7°C	
			Condenser: 30°C/35°C	
	Heating only		Evaporator: 12°C/7°C	
			Condenser: 40°C/45°C	
Condenserless chiller			Evaporator: 12°C/7°C	
			Condensing temperature: 45°C / liquid temperature: 40°C	
Fan coil units	Cooling		Indoor temperature 27°CDB, 19°CWB; entering water temperature 7°C, water temperature rise 5K	
	Heating	2-pipe	Indoor temperature 20°CDB, 15°CWB; entering water temperature 45°C, water temperature drop 5K	
		4-pipe	Indoor temperature 20°CDB, 15°CWB; entering water temperature 65°C, water temperature drop 10K	
Air Handling Units			Temperature and humidity conditions: Extract air 22°C / 50%; Fresh air -10°C / 90%	

The sound pressure level is measured via a microphone at a certain distance from the unit. It is a relative value, depending on the distance and acoustic environment (for measuring conditions: please refer to the technical databooks). The sound power level is an absolute value indicating the "power" which a sound source generates. For more detailed information please consult our technical databooks.

Benefits

We care icons

Auto-cleaning filter
The filter automatically cleans itself. Simplicity of upkeep means optimum energy efficiency and maximum comfort without the need for expensive or time-consuming maintenance.

Inverter technology
Inverter compressors continuously adjust compressor speed to actual demand. Fewer power-consuming starts and stops result in decreased energy consumption (up to 30%) and more stable temperatures.

2 area motion detection sensor
Air flow is sent to a zone other than where the person is located at that moment. Detection is done in 2 directions: left and right. If no people are detected, the unit will automatically switch over to the energy-efficient setting.

3 area motion detection sensor
Air flow is sent to a zone other than where the person is located at that moment. Detection is done in 3 directions : left, front and right. If no people are detected, the unit will automatically switch over to the energy-efficient setting and eventually switch off.

Energy saving during operation standby
Current consumption is reduced by about 80 % when operating on standby.

Night set mode
Saves energy, by preventing overcooling or overheating during night time.

Econo mode
This function decreases the power consumption so that other applicances that need large power consumption can be used. This function is also energy saving.

Movement sensor
Saves power consumption in unoccupied rooms: when the room is empty, the unit switches to economy mode after 20 minutes and restarts when a person enters the room.

Home leave operation
Maintains the indoor temperature at your specified comfort level during absence, thus saving energy.

Fan only
The unit can be used as fan, blowing air without heating or cooling.

Free cooling
By exploiting the low external air temperatures to cool the water, free cooling reduces the load on the compressors and decreases considerably the annual operating costs during the cold season.

Presence and floor sensor
The presence sensor directs the air away from any person detected in the room, when the air flow control is on. The floor sensor detects the average floor temperature and ensures an even temperature distribution between ceiling and floor.

Solar panel
Take advantage of solar power. Easily connect your hot water storage to solar collectors on your roof.

Comfort

Comfort mode
The unit automatically changes the angle of the air discharge louvre depending on the mode. In cooling operation the air will be directed rather upwards to avoid cold draught, while in heating operation the air will be directed rather downwards to avoid cold feet.

Powerful mode
If the temperature in the room is too high/low, it can be cooled down/heated quickly by selecting the 'powerful mode'. After the powerful mode is turned off, the unit returns to the preset mode.

Impossible to hear
Practically inaudible: the unit runs so quietly, you will almost forget it is there.

Whisper quiet
Daikin indoor units are whisper quiet. Also the outdoor units are guaranteed not to disturb the quiet of the neighbourhood. (with sound levels as low as 19dBA)

Outdoor unit silent operation
To ensure a quiet environment for the neighbourhood the user can lower the operation sound of the outdoor unit by 3 dB(A) via remote control.

Comfortable sleeping mode
Increased comfort function that follows a specific temperature fluctuation rhythm.

Draught prevention
When starting to warm up or when the thermostat is off, the air discharge direction is set horizontally and the fan to low speed, to prevent draught. After warming up, air discharge and fan speed are set as desired.

Voice Assistant

Auto cooling-heating changeover
Automatically selects cooling or heating mode to achieve the set temperature (heat pump types only).

Indoor unit silent operation
To ensure a quiet environment for studying or sleeping the user can lower the operation sound of the indoor unit by 3 dB(A) via remote control.

Night quiet mode (cooling only)
Lowers the operation sound of the outdoor unit automatically at night. Installer has to make special setting on outdoor unit or wired remote controller, depending on model.

Fresh hot water
The structure of thermal store ensures optimal water hygiene and eliminates the risk of bacteria and legionella. Rest assured that your hot water is fresh and safe

Heat boost
Quickly heats up your home when starting up your air conditioner. Set temperature is reached 20% faster than a regular air conditioner (pair only)

Heat plus
The heat plus function provides cosy heating by stimulating radiant heat for 30 minutes. Afterwards, the previous settings are again activated.

Floor warming
Optimises convection by distributing hot air from the bottom of the unit

Air flow

Ceiling soiling prevention
A special function prevents air blowing out too long in horizontal position, to prevent ceiling stains.

Vertical auto swing
Possibility to select automatic vertical moving of the air discharge louvre, for uniform air flow and temperature distribution.

Auto fan speed
Automatically selects the necessary fan speed to reach or maintain the set temperature.

Individual flap control
Individual flap control via the wired remote controller enables you to easily fix the position of each flap individually, to suit any new room configuration. Optional closure kits are available as well.

Coanda effect - cooling
The Coanda effect optimises the airflow in cooling mode. By using specially designed flaps, a more focused airflow allows a better temperature distribution throughout the whole room.

Coanda effect - heating
The Coanda effect optimises the airflow in heating mode. By using specially designed flaps, a more focused airflow allows a better temperature distribution throughout the whole room.

3-D Air flow
This function combines Vertical and Horizontal auto-swing to circulate a stream of cool/warm air right to the corners of even large spaces.

Horizontal auto swing
Possibility to select automatic horizontal moving of the air discharge louvre, for uniform air flow and temperature distribution.

Fan speed steps
Allows to select up to the given number of fan speed.

Fireplace logic
When installed close to a heating device (e.g. fireplace or oven) and the set temperature is reached, the fan keeps on running to have an even temperature throughout the whole house

Intelligent thermal sensor
The intelligent thermal sensor determines the current room temperature and distributes air evenly throughout the room before switching to an airflow pattern that directs warm or cool air to areas that need it.

Benefits

Humidity control

Ururu - humidification
Moisture is absorbed from the outdoor air and evenly distributed throughout the indoor areas.

Sarara - dehumidification
Reduces indoor humidity, without affecting the room temperature, by mixing cool, dry air with warm air.

Dry programme
Allows humidity levels to be reduced without variations in room temperature.

Air treatment

Flash Streamer*
Using electrons to trigger chemical reactions with air borne particles, the Flash Streamer breaks down allergens such as pollen and fungal allergens and removes bothersome odours providing a better, cleaner air.

Titanium apatite deodorizing filter
Decomposes bothersome odours of for example tobacco and pets.

Silver allergen removal and air purifying filter
Captures allergens such as pollen to ensure a steady supply of clean air.

Air filter
Removes airborne dust particles to ensure a steady supply of clean air.

Remote control & timer

Weekly timer
Can be set to start heating or cooling anytime on a daily or weekly basis.

24 Hour timer
Timer can be set to start cooling/heating anytime during a 24-hour period.

Timer
Allows to preset the air conditioner to start/stop at a specified time.

Infrared remote control
Infrared remote control with LCD to start, stop and regulate your indoor unit from a distance.

Wired remote control
Wired remote control to start, stop and regulate the air conditioner from a distance.

Centralised control
Centralised control to start, stop and regulate several indoor units from one central point.

Multi zoning
Allows up to 6 individual climate zones with one indoor unit.

onecta app
Control your indoor climate from any location via smartphone or tablet.

Other functions

Auto-restart
The unit restarts automatically at the original settings after power failure.

Infrastructure cooling
Remove in a reliable, efficient and flexible way the heat constantly generated by the IT and server equipment to ensure maximum uptime while offering the best return on investment.

Twin/triple/double twin application
2, 3 or 4 indoor units can be connected to only a single outdoor unit even if they have different capacities. All indoor units operate within the same heating or cooling mode from one remote control.

Multi model application
Up to 3 indoor units can be connected to a single outdoor unit, even if they have different capacities. All indoor units can individually be operated within the same heating or cooling mode.

VRV for residential application
Up to 9 indoor units (even different capacities and up to 71 class) can be connected to a single outdoor unit. All indoor units can individually be operated within the same mode.

Multi model application
Up to 5 indoor units (even different capacities) can be connected to a single outdoor unit. All indoor units can individually be operated within the same mode.

Self-diagnosis
Simplifies maintenance by indicating system faults or operating anomalies.

Drain pump kit
Facilitates condensation draining from the indoor unit.

Multi tenant
The indoor unit's main power supply can be turned off when leaving the hotel or office building.

Swing compressor
Swing type compressors have a unified vane and roller with fewer moving parts producing low vibration and friction, achieve higher reliability and efficiency compared to conventionally rotary compressors.

Scroll compressor
Scroll compressors consist of two scrolls, one is fixed while the other orbits eccentrically without rotating. Designed for small and medium capacities, they provide constant reliability and high efficiency throughout its service life.

Screw compressor
Single screw compressors consist of a main single screw and two gate rotors. Optimal performance through step less capacity control, they are designed for high capacities and optimal performances.

Centrifugal compressor
Centrifugal compressors use an impeller and volute section to convert the velocity energy into pressure energy. Centrifugal compressors are designed with either optional variable speed drives (VFD) for superior part-load performance for single or dual compressor units, or with magnetic bearings and totally oil-free operation.

Reciprocating compressor
The reciprocating type compressor consists of a cylinder, pistons and valves. The compression is accomplished by reciprocating movements of the piston in the cylinder.

Guaranteed operation down to -25°C
Daikin heat pumps are suitable for all climates, even withstanding severe winter conditions with an operation range down to -25°C

Guaranteed operation down to -20°C
Daikin heat pumps are suitable for all climates, even withstanding severe winter conditions with an operation range down to -20°C.

Guaranteed operation down to -28°C
Daikin Altherma is suitable for all climates, even withstanding severe winter conditions with an operation range down to -28°C.

* The Flash Streamer technology is not meant to be used for medical purposes

EUROVENT CERTIFIED PERFORMANCE
www.eurovent-certification.com

Daikin Europe N.V. participates in the ECP programmes for Fan Coil Units and Variable Refrigerant Flow systems. Daikin Applied Europe S.p.A. participates in the ECP programmes for Liquid Chilling Packages and Hydronic Heat Pumps. Check ongoing validity of certificate: www.eurovent-certification.com

ECPEN22-500A

CERTIFIED LR ISO 9001 · ISO 14001

CE

The present publication is drawn up by way of information only and does not constitute an offer binding upon Daikin Europe N.V. Daikin Europe N.V. has compiled the content of this publication to the best of its knowledge. No express or implied warranty is given for the completeness, accuracy, reliability or fitness for particular purpose of its content and the products and services presented therein. Specifications are subject to change without prior notice. Daikin Europe N.V. explicitly rejects any liability for any direct or indirect damage, in the broadest sense, arising from or related to the use and/or interpretation of this publication. All content is copyrighted by Daikin Europe N.V.